

2023 Sun Devil Baseball

GAME NOTES - OREGON STATE

#19/18 ARIZONA ST.

24-9 (11-3 Pac-12)

@ASU_Baseball

@TheSunDevils

WEEK TEN

APRIL 21-23

6:30 p.m./6:30 p.m./12:30 p.m. AZT

Phoenix Municipal Stadium

Phoenix, Ariz.

WATCH: ASU Live Stream

LISTEN: KDUS 1060 AM

#21/19 OREGON ST.

25-11 (10-8 Pac-12)

@BeaverBaseball

@BeaverAthletics



ASU_BASEBALL



SUN DEVIL BASEBALL



ASU_BASEBALL

MEDIA RELATIONS CONTACT

Jeremy Hawkes

jrhawkes@asu.edu | C:520-403-0121 | O:480-965-9544

#10THINGS (Twitter-Friendly Notes)

1. Khristian Curtis has allowed three or fewer earned runs in four consecutive starts, going at least five innings in all of those.

2. ASU has three players in the Top-Five in average in Pac-12 only games in Luke Keaschall, Nu'u Contreras and Ryan Campos.

3. ASU is 5-2 in 1-run games this season, a notable tally as ASU went just 1-7 in 1-score games last year. The team is 14-2 in games decided by 3 runs or less.

4. Ross Dunn has allowed just a .316 slugging percentage against him this year with just eight extra base hits allowed - third-best in the league.

5. Khristian Curtis has stranded 78.0 percent of the baserunners he has faced this year, good for seventh among eligible Pac-12 pitchers.

6. Jacob Tobias has posted a team-leading 38 RBIs this season that are sixth in the Pac-12 conference and notable as he had just 29 for the season last year.

7. The Sun Devils have trailed at some point in 12 of the team's last 16 victories and in 14 of the squad's victories overall.

8. Nolan Lebamoff enters the weekend having not allowed an earned run in 15 of his last 16 appearances after allowing three in the first two.

9. The Sun Devils have seven players with 19 or more RBIs this season - second in the Pac-12 behind Stanford (8).

10. The Sun Devils and Stanford are the only teams in the Pac-12 with six different players with five or more homers this season.

#BYTHENUMBERS

The Sun Devils are in the majority of the rankings this week, including moving into the No. 19 spot by D1Baseball and at No. 18 by Baseball America. The team also finds itself at No. 19 by both the National Collegiate Baseball Writers Association and No. 21 in the USA Today Coaches Poll. The Sun Devils are 11-3 in Pac-12 play for a half-game lead on the league at the midway point of the conference season. ASU has won or split all five of its league series thus far. This weekend will mark the first battle of two Top-25 teams (by D1Baseball) at Muni since the 2019 season.

The Sun Devils have shown an ability to be successful in close games, going 14-2 this season in games decided by three runs or less. A year ago the team was 14-16 in those games. More notably, ASU is 5-2 in one run games this season after going 1-7 in those games last year. ASU has also been impressive in its single-game midweek tilts this year, going 7-1 in such games despite Wednesday's loss. ASU was 4-6 in single-game midweek tilts last season. ASU has trailed in 12 of its last 15 victories and trailed by three or more runs in six wins this year - including two 7-run comebacks.

Twelve different players have logged a home run for ASU and 10 have multiple home runs. **ASU and Stanford are the only teams in the Pac-12 with six different players with five or more homers this season.** The 8 Sun Devils with 3+ home runs this season are the most in the Pac-12. TASU has finally started the get pumps with runners on base. 22 of the last 33 Sun Devil home runs this season have come with runners on base after 14 of the first 17 this season were solo shots. Of the 11 other homers in the last 33, 8 were leadoff homers and thus not given the opportunity to happen with runners on base.

For the season, ASU is batting .304 off opponent bullpens (compared to just a .250 average against its own). **Opponent bullpens have a measly 6.74 ERA against ASU (compared to 4.95 for ASU)** and hold just a 5-8 record (compared to 15-3 for ASU). The team has posted 37 runs in the eighth inning of games this season, over a run per game, and is batting .340 in the eighth inning of games with a .533 slugging percentage and .306 in the ninth inning of games. The squad has 12 home runs total in innings 7-9 - creeping up on the final total of 17 last season.

2023 SUN DEVIL BASEBALL SCHEDULE

Date	Opponent	Time/Score
Feb. 17	San Diego State*	W 6-5
Feb. 18	San Diego State*	W 5-3
Feb. 19	San Diego State*	W 1-6
Feb. 21	UNLV	W 6-3
Feb. 24	at Mississippi State	W 13-4
Feb. 25	at Mississippi State	L 1-5
Feb. 26	at Mississippi State	L 3-16
Mar. 1	North Dakota State	W 10-9
Mar. 3	UC Irvine	L 6-16
Mar. 4	UC Irvine	L 9-10
Mar. 5	UC Irvine	L 2-7
Mar. 7	at #13 Oklahoma State	L 4-8
Mar. 8	at #13 Oklahoma State	L 4-7
Mar. 10	UC Davis	W 7-1
Mar. 11	UC Davis	W 6-4
Mar. 12	UC Davis	W 17-4
Mar. 14	Utah Tech	W 9-1
Mar. 17	at Utah*	W 9-7
Mar. 18	at Utah*	W 15-9
Mar. 19	at Utah*	L 6-11
Mar. 21	#25 Grand Canyon	W 11-1
Mar. 24	Arizona*	W 6-5
Mar. 25	Arizona*	W 7-4
Mar. 26	Arizona*	W 10-6
Mar. 28	at UNLV	W 6-2
Mar. 31	at California*	W 4-1
Apr. 1	at California*	L 4-5
Apr. 2	at California*	W 15-10
Apr. 4	Seattle	W 11-6
Apr. 6	Washington State*	W 6-5
Apr. 7	Washington State*	W 6-2
Apr. 8	Washington State*	W 4-1
Apr. 11	at Grand Canyon	W 13-10
Apr. 14	at Washington*	L 3-8
Apr. 15	at Washington*	W 8-6
Apr. 19	at Arizona	L
Apr. 21	#21 Oregon State*	6:30 PM
Apr. 22	#21 Oregon State*	6:30 PM
Apr. 23	#21 Oregon State*	12:30 PM
Apr. 25	Cal State Fullerton	6:00 PM
Apr. 26	Cal State Fullerton	2:00 PM
Apr. 28	at Oregon*	5:05 PM
Apr. 29	at Oregon*	2:05 PM
Apr. 30	at Oregon*	12:05 PM
May 5	Stanford*	6:30 PM
May 6	Stanford*	6:30 PM
May 7	Stanford*	12:30 PM
May 12	at USC*	6:30 PM
May 13	at USC*	6:30 PM
May 14	at USC*	1:00 PM
May 15	at UC Riverside	2:00 PM
May 18	UCLA A*	7:00 PM
May 19	UCLA A*	6:00 PM
May 20	UCLA A*	12:00 PM
May 23	Conference Tournament	TBD
May 24	Conference Tournament	TBD
May 25	Conference Tournament	TBD
May 26	Conference Tournament	TBD
May 27	Conference Tournament	TBD

All times Arizona time

* - Indicates a Pac-12 Conference game

- Indicates a Pac-12 Network Game

^ - Indicates a Pac-12 Live Stream Game

PROJECTED STARTERS

ASU	ERA	W-L	IP	SO	BB	Opp. Avg
LHP Ross Dunn	3.69	4-2	39.0	58	24	.232
RHP Khristian Curtis	5.74	402	42.1	43	22	.258
TBD						
OSU	ERA	W-L	IP	SO	BB	Opp. Avg
RHP Trent Sellers	3.71	5-3	43.2	74	19	.244
RHP Jacob Kmatz	3.64	2-4	47.0	44	15	.237
TBD						

Five-Time NCAA Champions (1965, 1967, 1969, 1977, 1981) | 22 College World Series Appearances | 21 Conference Championships

131 All-Americans | 14 National Players of the Year | 12 College Baseball Hall of Fame Members | 916 Letterwinners

465 Major League Baseball Draft Picks | 114 Major Leaguers | 52 Major League Baseball First-Round Draft Picks

2023 Sun Devil Baseball

QUICK FACTS/MEDIA INFORMATION

GENERAL INFORMATION

Location.....	Tempe, Ariz.
Founded.....	1885
Enrollment.....	140,759
Nickname.....	Sun Devils
School Colors.....	Maroon and Gold
Home Field.....	Phoenix Municipal Stadium
Capacity.....	5,300
Muni Dimensions.....	Lines: 333 (LF) 334 (RF) Alleys: 385 CF: 395
Surface.....	Grass
Affiliation.....	NCAA Div. I
Conference.....	Pac-12
President.....	Dr. Michael Crow
VP of Athletics.....	Ray Anderson
Athletic Dept. Phone.....	(480) 965-3482
Ticket Office Phone.....	(480) 727-0000
Athletics Department Address.....	
	Carson Student-Athlete Center
	500 East Veteran's Way
	P.O. Box 872505
	Tempe, AZ 85287-2505

PROGRAM HISTORY

First Year of Baseball.....	1907 (7-2)
Start of NCAA Baseball.....	1959 (28-18-1)
All-Time Record.....	2994-1533-8 (661)*
Modern Era Record (Since Joining NCAA).....	2661-1188-4*
National Championships.....	5 (165, '67, '69, '77, '81)
Years in CWS/Last.....	22 (2010)*
All-Time CWS Record.....	61-38 (616)*
NCAA Appearances/Last.....	41 (2021)*
NCAA Tournament Record.....	171-82 (676)*
Best Record All-time.....	64-6 (.914) - 1972
Last All-Americans.....	2022 (2)
	Joe Lampe (Perfect Game, Third Team)
	Nate Baez (Collegiate Baseball, Third Team)

*- ASU vacated 44 wins, the Pac-10 title and the College World Series appearance from 2007. Records do not reflect the vacations.

COACHING STAFF

Head Coach.....	Willie Bloomquist (2nd Year)
Alma Mater.....	Arizona State (1999)
Career Record/Record at ASU (Years).....	51-43 (2nd Season)
Assistant Coach.....	Mike Goff (2nd Season)
Assistant Coach/Pitching/Recruiting.....	Sam Peraza (2nd Season)
Assistant Coach.....	Dan Jaffe (1st Season)
Director of Player Development/Assistant Recruiting Coord.....	Travis Buck (2nd Season)
Director of Operations.....	Mike Porcaro (2nd Season)
Strength & Conditioning.....	Ted Henson (1st Season)
Athletic Trainer.....	Jesse Lowman (9th Season)
Dir. of Community Relations.....	Armando Flores (16th Season)

SPORTS INFORMATION

Baseball Contact.....	Jeremy Hawkes (7th Season) (BSB)/11th Season)
Office.....	480-965-9544
Cell.....	520-403-0121
E-Mail.....	jdhawkes@asu.edu
Director of Sports Information.....	Doug Tammara
Email.....	tammara@asu.edu

2022 RECAP

Overall Record.....	26-32
Conference record.....	13-17
Home record.....	19-13
Away record.....	6-17
Neutral site record.....	1-2
Postseason.....	Pac-12 Tournament (T-5th)
Final national finish.....	--
Conference finish.....	8th
Players Drafted.....	6

MEDIA INFORMATION

Credentials

All credential requests should be sent via email to Jeremy Hawkes (jdhawkes@asu.edu).

Interview Policy

Sun Devil Baseball's weekly media availability with vary week-to-week based on the season's schedule. Media Relations Director Jeremy Hawkes will reach out each week to confirm availability dates. Media planning to attend must contact Jeremy Hawkes (520-403-0121/jdhawkes@asu.edu) ahead of time and inform him of their plans or to be added to the distribution list.

Throughout the season's schedule, ASU will host postgame interviews in the Omaha Room after each game. Media members should request players at the beginning of the ninth inning. Please contact Jeremy Hawkes or a member of the media relations staff in the press box to coordinate those interviews. Media members who wish to schedule an interview outside of practice must contact Jeremy Hawkes.

Photography/Videography

Accommodations for B-Roll purposes at practice can be made through Jeremy Hawkes (jdhawkes@asu.edu). During games, credentials must be worn in plain view throughout the game and all photographers must adhere to painted lines and instructions given by security personnel and/or Arizona State staff members at all times. At no point during game action should a member of the media be on the field of play. Contact Jeremy Hawkes for any details regarding shooting game action.

Media Highlights Policy

Highlights Include Pac-12 Networks/ESPN/FOX network broadcasts (including affiliates such as ABC and ESPNU and CBS sublicensed telecasts), all home hosted non-televised competitions including those that are live streamed and any other sport events in which the Pac-12 controls the exhibition rights. No third-party organization may post competition footage of any Pac-12 game, non-conference home game or other contest for which the Pac-12 controls the media rights on its website without a license to the content from the Pac-12 Networks or its licensing partner (Wazee Digital), with the exception of news window

privileges described below. Alternatively, third parties are permitted to post video on their websites through the use of the Pac-12 Digital embeddable video player (embed code available at <http://video.pac-12.com>). Certified broadcast news outlets may use a maximum of 3 minutes of Pac-12 event footage on their regularly scheduled newscasts during the 48-hour news window following the conclusion of included events. If the highlights from a Pac-12 Networks production do not contain the Pac-12 Networks bug, the news outlet must insert "Courtesy of Pac-12 Networks" over the footage. Excerpts of those newscasts containing these highlights may also be posted to news providers' websites, but must be removed 48 hours after the conclusion of any included event, unless a license for that footage is obtained from Pac-12 Conference or its licensing Partner (Wazee Digital). Highlights may not be posted to YouTube, Facebook, or other social media properties.

2023 Media Coverage

The vast majority the Sun Devils games this season will be available to fans via the Pac-12 Network or the Pac-12 Live Stream online.

The Sun Devil Sports Radio Network is scheduled to broadcast 32-35 Sun Devil Baseball games this season between NBC Sports Radio AM 1060 and other affiliated radio stations. Fans can listen to the broadcasts on the radio or via the TuneIn app on thesundevils.com. Links to the streaming audio can be found on the online baseball schedule.

Tim Healey is set to serve his 25th season as the "Voice of the Sun Devils" on baseball broadcasts and will be joined for the fifth-straight season by color analyst Max Rossiter, who was an all-conference catcher for the Devils from 2012-13.

2023 Sun Devil Baseball

GAME NOTES/ROSTERS

PHOENIX -- No. 19/18 Sun Devil Baseball returns home this weekend after five straight road games to host No. 21/19 Oregon State in the first ASU home series between two ranked programs (D1Baseball) in Phoenix since 2019. The Sun Devils will look to continue to hold on to the top spot in the Pac-12 against the surging Beavers, with the first pitches on Friday and Saturday scheduled for 6:30 p.m. AZT and concluding Sunday at 12:30 p.m.

FOLLOW THE ACTION

- All three game will be available via the Arizona State Live Stream at: <https://pac-12.com/live/arizona-state-university>
- All games will be broadcast live over local airwaves on KDUS 1060 AM with Tim Healey and Max Rossiter providing the highlights.
- Fans are always encouraged to follow the Sun Devil Baseball team on social media for any program or schedule updates throughout the week on the Sun Devil Baseball Twitter account: @ASU_Baseball.

HONORING THE PAST

- The Sun Devils will wear black SB and MG tribute patches on batting helmets throughout the 2023 season to honor the loss of two great alumni this past offseason in Sal Bando and Mike Gallagher.

LAST TIME OUT: WASHINGTON/ARIZONA

- The Sun Devils split the road series against the Washington Huskies after the Sunday series finale was rained out.
- Ross Dunn matched his career-high with nine strikeouts but poor defense, passed balls, walks and wild pitches led to UW scoring eight runs on just five hits in the first four innings.
- ASU bounced back with a massive day from Isaiah Jackson to even the series on Saturday. The six earned runs allowed by UW starter Jared Engman are the most he had allowed in a game in his career – topping his previous worst of five against the Sun Devils last season in Tempe. Engman had allowed just six total earned runs in his previous four starts over 21.0 innings.
- The 8-6 victory on Saturday improved ASU to 14-2 this season in games decided by three runs or less.
- ASU recorded nine extra-base hits on its 19 hits in the series.
- The Sun Devils had an incredibly forgettable outing in Tucson on Wednesday, getting routed by Arizona in a non-conference midweek tilt after sweeping the Wildcats earlier this season in the conference series.

ON DECK: OREGON STATE

- The series will mark the first time the Sun Devils have hosted a weekend series against a ranked team according to D1Baseball since the 2019 season when 16th-ranked ASU squared off with No. 1 UCLA in Week 11. This game also marks the first time both teams are ranked in a series since that same 2019 season, with Oregon State taking two of three in Phoenix.
- ASU leads the all-time series against the Beavers, 53-42, and are 31-17 in games played in Phoenix. However, the Beavers have won five of the last six series between the teams and are 13-5 during that stretch.
- Mason Guerra has hit safely in five consecutive games. He's recorded at least two RBI in four of those five games and has nine total over that stretch. He's upped his average from .261 to .301 during the streak.
- The OSU bullpen has a 17-2 record and 2.74 ERA in 170 2/3 innings this season, striking out 181 batters to 74 walks. In April alone, the bullpen is 6-1 with a 1.81 ERA in 59 2/3 innings.
- Garret Forrester is on a six-game hit streak with 11 hits, six RBI and seven walks during it. He has 131 walks for his career, inching closer to Adley Rutschman's school-record 156 from 2017-19.

GOING CAMP-ING

- Ryan Campos was named to the Golden Spikes Award Midseason Watch List and also tabbed as the Pac-12 Player of the Week following the Washington State series.
- Campos leads the team and the Pac-12 with an active 31-game reached base streak. He has reached base safely in 68-of-75 (90.6%) of games with the Sun Devils overall.
- Campos is currently seven among active Division I players with a career batting average of .380. It is the highest career average among active catchers in Division I.
- For the season, Campos is now batting .413 - tops in the Pac-12 and 26th in the nation according to the NCAA statistical minimums. It is the second-best average for a catcher in the country behind Virginia's Kyle Teel (.437).
- He also leads the Pac-12 with a .523 OBP - aided by his team-leading 26 walks, which are sixth in the league. He sits 6th in the Pac-12 with his .661 slugging percentage as well.
- Campos' 7.9 percent strikeout rate this season is the second-lowest in the Pac-12 while the .46 strikeout-to-walk ratio is tops in the league.
- The sophomore is also fourth in the Pac-12 with 40 runs - despite missing the last three games for ASU.
- Campos and Stanford's Braden Montgomery are the only players in the Pac-12 ranked in the Top-10 in average, OBP, slugging, runs and walks.
- Campos is fifth in the Pac-12 in weighted runs created (41) and third in weighted runs above average (17), according to D1Baseball's advanced metrics.
- Campos is successful advancing runners at a .603 clip (38-of-63) - the highest average on the team. He has also been ASU's most efficient hitter when it comes to extending innings, leading the team with a .361 average with two outs (13-of-36).
- Campos led the Sun Devils with a .357 average last year as a true freshman – the sixth-best freshman average in program history and just ahead of head coach Willie Bloomquist's .356 average.
- It was the seventh-highest average in the Pac-12 prior to the NCAA tournament and the 11th-highest batting average for a catcher in the NCAA prior to the tournament and the fourth-highest for a Power Five catcher.
- It was the 10th-highest batting average for a freshman in the NCAA prior to the tourney and the best freshman catcher average in the country.
- He was one of just 19 freshmen to crack the Top-250 in the NCAA in average and the only freshman Power Five

NUMERICAL QUICK ROSTER

No.	Name	Yr.	Pos.	B/T
2	Varnado, Drake	So.	INF	R/R
3	McLain, Nick	So.	OF	S/L
5	Curtis, Khristian	Jr.	RHP	R/R
6	Contrades, Nu'u	Fr.	INF	R/R
7	Hill, Luke	Fr.	INF	R/R
8	Weaver, Jonny	Gr.	INF	R/R
9	Pivaroff, Blake	Jr.	RHP	L/R
10	Bodlovich, Christian	RS Jr.	RHP	R/R
11	Vu, Kien	Fr.	OF	L/L
12	Manning, Timmy	Jr.	LHP	L/L
13	Meyer, Tyler	RS So.	RHP	R/R
14	Crenshaw, Wyatt	Sr.	INF	L/R
15	Newman, Trey	RS Jr.	C	R/R
17	Campos, Ryan	So.	C	L/R
18	Tobias, Jacob	So.	INF	L/R
19	Gardner, Dylan	Jr.	RHP	R/R
21	Rogers, Will	So.	UTL	R/R
22	Vargas, Jose	Fr.	OF	L/R
23	Hernandez, Stephen	Fr.	LHP	L/L
24	Jackson, Isaiah	Fr.	OF	L/R
25	Long, Ethan	Jr.	INF	R/R
26	Cano, Willie	Sr.	INF	R/R
27	Compton, Brandon	Fr.	INF	L/L
28	Humphres, Austin	Fr.	LHP	L/L
29	Stevenson, Owen	Jr.	RHP	R/R
31	Hansell, Josh	Jr.	RHP	R/R
32	Keaschall, Luke	Jr.	INF	R/R
33	Peery, Brock	Jr.	RHP	R/R
35	Beheler, Reese	Fr.	INF	L/R
37	Lebamoff, Nolan	Gr.	RHP	R/R
38	Valdez, Tyler	Jr.	RHP	R/R
39	Wainscott, Jesse	RS Sr.	RHP	R/R
40	Giblin, Jonah	R-So.	RHP	R/R
41	Balholm, Bronson	RS Sr.	C	S/R
45	Hanks, Ryan	Fr.	RHP	R/R
46	Dunn, Ross	Jr.	LHP	R/L
47	Tieding, Matt	RS Jr.	RHP	R/R

ALPHABETICAL QUICK ROSTER

No.	Name	Yr.	Pos.	B/T
48	Armbruester, Will	Sr.	RHP	R/R
41	Balholm, Bronson	RS Sr.	C	S/R
35	Beheler, Reese	Fr.	INF	L/R
10	Bodlovich, Christian	RS Jr.	RHP	R/R
17	Campos, Ryan	So.	C	L/R
26	Cano, Willie	Sr.	INF	R/R
27	Compton, Brandon	Fr.	INF	L/L
6	Contrades, Nu'u	Fr.	INF	R/R
14	Crenshaw, Wyatt	Sr.	INF	L/R
5	Curtis, Khristian	Jr.	RHP	R/R
46	Dunn, Ross	Jr.	LHP	R/L
19	Gardner, Dylan	Jr.	RHP	R/R
40	Giblin, Jonah	R-So.	RHP	R/R
45	Hanks, Ryan	Fr.	RHP	R/R
31	Hansell, Josh	Jr.	RHP	R/R
23	Hernandez, Stephen	Fr.	LHP	L/L
7	Hill, Luke	Fr.	INF	R/R
28	Humphres, Austin	Fr.	LHP	L/L
24	Jackson, Isaiah	Fr.	OF	L/R
32	Keaschall, Luke	Jr.	INF	R/R
37	Lebamoff, Nolan	Gr.	RHP	R/R
25	Long, Ethan	Jr.	INF	R/R
12	Manning, Timmy	Jr.	LHP	L/L
3	McLain, Nick	So.	OF	S/L
13	Meyer, Tyler	RS So.	RHP	R/R
15	Newman, Trey	RS Jr.	C	R/R
33	Peery, Brock	Jr.	RHP	R/R
9	Pivaroff, Blake	Jr.	RHP	L/R
21	Rogers, Will	So.	UTL	R/R
29	Stevenson, Owen	Jr.	RHP	R/R
47	Tieding, Matt	RS Jr.	RHP	R/R
18	Tobias, Jacob	So.	INF	L/R
38	Valdez, Tyler	Jr.	RHP	R/R
22	Vargas, Jose	Fr.	OF	L/R
2	Varnado, Drake	So.	INF	R/R
11	Vu, Kien	Fr.	OF	L/L
39	Wainscott, Jesse	RS Sr.	RHP	R/R
8	Weaver, Jonny	Gr.	INF	R/R

2023 Sun Devil Baseball

GAME NOTES

catcher to do so.

- It marked the second straight season a true freshman led the team in average (Ethan Long in 2021) - something that has never happened in consecutive years in program history and just the fourth time in program history overall that it had happened.
- His .363 average in league-only games was the fifth-highest in the conference.
- His .438 OBP in league games was also tops on the team and ninth in the Pac-12 and tops among league catchers.

USE THE FORCE, LUKE

- After a slow start at the dish this season, Luke Keaschall has settled into one of the most consistent batters in the lineup
- Moved to the cleanup spot in the batting order after leading off for the first month of the season, Keaschall with a .340 average that is 19th among all Pac-12 players.
- Keaschall is batting .400 in Pac-12-only games - the third-best average in the league, as is his .717 slugging percentage in league-only games. His 17 RBIs in Pac-12 games are fourth in the league.
- His .610 slugging percentage on the season (7 homers, 1 triple, 15 doubles) has him at 12th in the Pac-12. The 15 doubles lead the league and are 26th nationally and his 23 overall extra-base hits are second in the conference.
- He is up to 33 RBIs for the season, including a herculean five-RBI effort in the series opening win over Arizona - sitting 11th in the Pac-12 in the process.
- Keaschall leads the team with four go-ahead/game-winning RBIs this season.
- Keaschall also finds himself fourth in the conference with 13 steals this season.
- Keaschall has also been getting it done in the field, turning 97 defensive assists for the year, good for third in the Pac-12
- In four games against Utah Tech and Utah, the second baseman hit .625 (10-for-16) with 11 RBI, eight runs scored, three doubles, three home runs and a pair of stolen bases en route to Pac-12 Player of the Week honors and recognized by Collegiate Baseball News as one of its National Players of the Week.

JACOB'S LADDER

- Jacob Tobias got the first RBI of the 2023 season with his RBI single in the first inning of Opening Night and that has been a trend for his season.
- Tobias leads the team with 38 RBIs this season - good for sixth in the Pac-12. His 12-multi-RBI games are three more than any other player on the team. The tally is especially notable as he had just 29 total RBIs in the entirety of last season.
- He is responsible for the game-winning RBI in three of ASU's last 11 wins - however he also had the big two-run RBI in the eighth inning against GCU to cap the seven-run comeback and tie the game and also homered in the ninth in ASU's walk-off win to open the WSU series to start the rally in that game as well.
- While not looking the part, his four triples this season give him five for his career, marking him the active career leader in the category at ASU in games played for the Sun Devils. The four triples this season are 18th nationally and third in the Pac-12.
- Tobias was named to the Preseason All-Pac-12 team after being a first team selection as designated hitter last season.
- His 12 bases (two homers, two doubles) against Utah in the series finale were tied for the most by a Pac-12 player in a game last year.
- His seven homers last year were tied for eighth in ASU freshman history.
- His 23 RBIs in Pac-12 games were the second-most on the team, 20th in the Pac-12 and third among Pac-12 freshmen.

RUNNING UP THAT HILL

- Luke Hill has not at all looked like a true freshman starting at shortstop over the first couple months of action, showing savvy skills with the bat and with the glove.
- Hill is sitting with a .341 average that is 17th in the Pac-12 and Top-30 among all freshmen nationally - but 10th among freshmen listed officially as infielders according to the NCAA. It is the highest average for a freshman in the Pac-12 - tied with teammate Nu'u Contrades.
- He had the massive go-ahead RBI in the rubber match against Cal with his eighth inning RBI single that was part of a massive nine-run inning to complete the comeback. He would do the exact same less than two weeks later with a two-RBI single against GCU to cap off ASU's nine-run eighth inning with the go-ahead RBIs in that game as well as part of the team's seven-run comeback.
- He is tied for first on the team with four game-winning/go-ahead RBIs this season.
- His 95 defensive assists are fourth in the Pac-12.

NOT SO QUIET WYATT

- Transfer Wyatt Crenshaw posted video game numbers last season at Colorado College and has quickly shown that was no fluke, speaking plenty loud with his bat despite saying approximately 18 total words in post-game press conferences this season.
- Crenshaw is batting .311 on the season, slugging .536 with six homers, a triple and 14

doubles - the latter good for second in the Pac-12 and 43rd in the nation.

- He has also played a nice right field for ASU, recording all 47 putouts on balls flown his way thus far with no errors.
- Crenshaw has been at his best late in games, with a .500 batting average/.643 slugging percentage in the seventh innings and a .412 average/.647 slugging in the eighth inning of games this season.
- Crenshaw has the third best average on the team over the last ten games, batting .341 with a .512 slugging percentage. His current four-game hitting streak is the longest on the team.

WHO'S THE NU'U GUY

- It was a quiet start for true freshman Nu'u Contrades but he has swung one of the hottest bats in the country over the last month.
- Contrades is up to a .341 average on the year after sitting below the Mendoza line after the March 7 loss at Oklahoma State.
- The .341 average is Top-30 among all freshmen in the country this season and top-10 among freshmen infielders. It is tied with teammate Luke Hill for tops among freshmen in the league
- In league-only games, Contrades has 18 RBIs - third-most in the Pac-12. His .388 average in Pac-12 games is fourth in the league and his .642 slugging percentage in Pac-12 games is fifth in the league.
- Contrades was the Pac-12 Player of the Week after he single-handedly propelled ASU to victory in the series clinching win on Saturday against rival Arizona, going 3-for-5 with a career-best five RBIs - including the go-ahead three-run homer in the sixth inning. He followed that up with a 4-for-5 outing with another bomb and three RBIs in the series sweeping win on Sunday. He led the team with 10 RBIs (of 31 total for the week for ASU) with a .947 slugging percentage while batting .474 on 9-of-19 hitting.

SHOP AT ROSS

- Ross Dunn has quietly put up some impressive numbers as the team's Friday night starter, and ASU is 7-2 in Friday night games with Dunn posting a 4-2 record himself.
- Dunn has a team-leading 58 strikeouts over 39.0 innings pitched and is holding opponents to a .232 batting average against.
- The 58 strikeouts are good for third in the Pac-12 this season. He has posted six or more strikeouts in his last six starts, with seven or more in five of those.
- He is striking out 30.4 percent of the batters he has faced this year - fifth in the league.
- He also has avoided giving up many extra bases, with opponents slugging just .358 against him - the third-lowest tally in the conference as he has given up just eight total extra-base hits.
- Dunn is posting a 3.69 ERA that is seventh in the Pac-12 overall.

GRABBING THE BULL-PEN BY THE HORNS

- ASU stranded 497 opponent baserunners last season - an average of 8.6 per game. That total is 279 this season - just under 8.0 per game. ASU relievers have been fairly efficient getting out of jams, stranding 37-of-92 inherited runners for the season (40.2 percent).
- ASU's has used midweek games as bullpen days and the crew has been absolutely electric, going 7-1 in single-game midweeks this season.
- For the season, the bullpen is posting a 4.95 ERA with a 15-3 record in decisions and nine saves. The squad has 156 strikeouts to 79 walks and is holding opponents to .240 batting. For comparison, the 2022 Sun Devil bullpen had a 6.71 ERA for the season with a 13-19 record in decisions with 231 strikeouts to 170 walks and a .299 average against.
- Matt Tieding has been essential in saving the Sun Devil bullpen after tough outings for starters this year. AS A RELIEVER, the newcomer has a 3.55 ERA in a team-bullpen-high 25.1 innings. He is holding opponents to a .220 average out of the bullpen with 12 strikeouts to just four walks.
- Nolan Lebamoff has been another that has come on strong of late, posting a 3-0 record out of the bullpen with a 3.07 ERA. After giving up three runs in his first two games over 1.1 innings, Lebamoff has not allowed an earned run in 15 of his last 16 appearances. Opponents are managing just a .185 batting average against him this year.
- Blake Pivaroff has sneakily posted an exceptional month-plus of baseball. Following his out against Oklahoma State on March 7, Pivaroff sat with a 7.56 ERA over six appearances. Since then, Pivaroff has made a team-leading 12 appearances and posted a 2.31 ERA with a 2-0 record and a save over 11.2 innings of work, holding opponents to a .146 average with nine strikeouts to just two walks.
- Timmy Manning and Owen Stevenson have solidified valuable roles out of the pen for ASU with Manning posting one or fewer runs in six of his last eighth appearances with 21 strikeouts to five walks in that span. Stevenson has allowed just five earned runs in his last 11 appearances over 19 innings, with 26 strikeouts to four walks in that stretch.
- Brock Peery has given up just two runs and has stranded a team-high 15 inherited runners on the year. Peery led the league with 10 saves last season year - good for

26th in the country. He added two in the first four games this season and tacked on a win for good measure. The 10 saves last season were tied for seventh-most at ASU since the 1998 season and marked the first time a closer reached double digits in the category at ASU since 2016.

- Christian Bodlovich has inherited 73 runners in his career at ASU, with only 24 scoring (32.9 percent), including an 11-for-37 tally last season.

PLAYING THE FIELD

- ASU turned 50 double plays last year - a tally good for 21st in Division I and fourth in the Pac-12. The squad has turned 110 double plays over the previous two seasons.
- ASU has 28 double plays this season, second in the Pac-12.
- The Sun Devils are fielding at a .975 clip this season, good for fourth in the Pac-12 and 70th in the country. ASU was 117th in fielding percentage last year.
- Luke Keaschall (97) and Luke Hill (95) are third and fourth in the Pac-12 in defensive assists this season.
- For the third straight season, the majority of position players on the diamond are new faces with only Will Rogers (left field) and Ryan Campos (catcher) starting the season reprising their roles from last year. ASU had just two players start last season in the same position they finished in 2021 (Joe Lampe in CF, Nate Baez at C and Sean McLain at 2B, though McLain was playing shortstop by the second weekend while Baez moved around the field by Week Two as well). ASU's only veteran starter in 2021 was Drew Swift - who shifted over to shortstop after spending the majority of his career at second base. All other positions on the diamond that season replaced by newcomers.
- ASU had four fielders in the Top-30 in fielding percentage in the Pac-12 last year (min. 100 chances) in Joe Lampe, Kai Murphy, Ryan Campos and Conor Davis. That was tied with USC and Oregon State for the most in the Pac-12.
- Sean McLain had the second-most defensive of assists of any player in the Pac-12 (179) - the second straight season an ASU player accomplished that feat following Drew Swift (171) in 2021.

HEADED TO THE GAP

- ASU got a slow start in the doubles category this season but has come on hot of late. The team has 57 in its last 25 games after posted just 13 in the first 11 of the season.
- That has brought ASU back up into the Top-100 in the NCAA in doubles and fourth in the league (70). On March 5, ASU was 252nd in the nation in the category.
- The team has recorded a double in 29 of 36 games overall with multiple doubles in 17 of those.
- Luke Keaschall leads the Pac-12 and is 26th in the country with 15 doubles with teammate Wyatt Crenshaw right behind him in second in the league with 14.
- The Sun Devils recorded 134 doubles last year, good for 19th in the nation and third in the Pac-12. The 127 doubles during the regular season were the most for a Sun Devil team in the REGULAR SEASON in the BBCOR era (since 2011) and tied for the fifth-most in a regular season since 1998.
- ASU had at least one double in all but six games last season and multiple doubles in 36 of 58 games.
- There were 45 Pac-12 players with double-digit doubles in the regular season, of which ASU had seven (Baez, Lampe, Rogers, McLain, Long, Davis, Murphy). No other team had more than six.

CHICKS DIG THE LONG BALL

- 12 different players have logged a home run for ASU and 10 have multiple home runs. ASU and Stanford are the only teams in the Pac-12 with six different players with five or more homers this season. The eight Sun Devils with three or more home runs this season are the most in the Pac-12.
- ASU's 50 homers are fourth in the Pac-12 and Top-65 nationally.
- The better news is ASU has finally started the get pumps with runners on base. 22 of the last 33 Sun Devil home runs this season have come with runners on base after 14 of the first 17 this season were solo shots. Of the 11 other homers in the last 33, eight were leadoff homers and thus not given the opportunity to happen with runners on base.
- ASU recorded seven homers against Washington State, which had entered the series leading the Pac-12 with only 14 allowed through its first 27 games.
- Of the nine position players with at least 30 starts last season, all nine had multiple home runs. ASU had ten total players with multiple homers.
- ASU had five players with at least seven homers last year, tied for the second-most at ASU since 1998.
- The timing of the home runs improved immensely over the second half of the last season. On 24 of the final 37 homers on the year, ASU had at least one runner on base. That was notable as ASU had runners on base just eight times on the teams first 27 homers. ASU will hope for some deja vu in that area with 14 solo homers on 17 home runs this season.
- The Sun Devils had four grand slams last year - the most it had had in a season since 2004 (also four).

COMING IN HOT

- The Sun Devil bats are sitting near the top of the league in most offensive categories.
- ASU's .310 average as a team is second in the Pac-12 and 25th nationally while the squad's .500 slugging percentage is fourth in the league and 44th in the country.
- The team is second in the league with 387 hits, good for 31st nationally and notable as the team was 115th in the country in the category on March 8.
- ASU was 92nd in the nation in slugging percentage on March 8, 191st in doubles and 131st in batting average. Just over a month later, those totals sit at 44th, 95th and 31st, respectively.
- ASU has reached double digit hits in 14 of its last 23 games and 19 games overall. ASU reached double digits in hits in 28 of the last 34 games of 2022 and 37 times in 58 games.
- Much of the Sun Devil success this year has been its ability to capitalize on opponent bullpens. For the season, ASU is batting .304 off opponent bullpens (compared to a .250 average against its own). Opponent bullpens have a measly 6.74 ERA (compared to 4.95 for ASU) and hold just a 5-8 record (compared to 15-3 for ASU)
- The team has posted 37 runs in the eighth inning of games this season, over a run per game. The team is batting .340 in the eighth inning of games with a .533 slugging percentage and .306 in the ninth inning of games. The squad has 12 home runs total in innings 7-9 - creeping up on the final total of 17 last season.
- ASU is second in the Pac-12 behind only Stanford (8) with seven players with 19 or more RBIs this season.

HOLD ON TO YOUR SEATS

- ASU has its part to shake off some of that bad mojo from last season in close games thus far, going 5-2 in one-run games (after going just 1-7 in such games last season) and 14-2 in games decided by three runs or less - a category ASU was 14-16 in a year ago.
- ASU has trailed at one point in 12 of its last 16 victories and in 14 of the team's wins overall this year.
- ASU has been incredibly efficient at closing games out, going 21-2 when leading after six, 22-1 when leading after seven and 23-0 when leading after eight.
- In a season and a half under Willie Bloomquist, the Sun Devils have shown that no opponent lead is safe, showing off plenty of grit in erasing multi-run deficits. On 11 occasions last season, ASU erased a lead of at least three runs. ASU has six wins this season when trailing by at least three runs at some point in the game.
- Last season, the seven-run deficit overcome by the Sun Devils to defeat and take the series from Cal was the most since March 3, 2000 against Arizona.
- ASU has doubled down at that this season with the victories over North Dakota State and GCU, overcoming a 7-0 deficit in both (and 9-2 in the entering the eighth against GCU) for victories in both.
- Three times last season ASU rallied from a deficit of five or more runs to tie or win the game - the first time that had happened since 2010 (also 3).

DO I KNOW YOU?

- The Sun Devils welcome an incredible 28 new faces to the roster in 2023. ASU went hard in the Transfer Portal during the offseason, recording the No. 2 transfer portal class in the nation according to several outlets.
- The new batch was highlighted by a total overhaul of the pitching staff, which will feature three transfer starters this weekend in LHP Ross Dunn (Florida State), RHP Khristian Curtis (Texas A&M) and LHP Timmy Manning (Florida). Owen Stevenson (San Francisco) also figures to find a spot in the rotation over the course of the season.
- Dunn competed for Team USA on the Collegiate National Team this past summer.
- Preseason All-American Luke Keaschall (San Francisco) highlights the incoming position players).
- Among the newcomers, freshman Isaiah Jackson ('22, Astros, 18th Round), Dunn ('19, Yankees, 11th Round) and Drake Varnado ('21, Diamondbacks, 17th Round) have all been drafted at some point in their careers.
- The Sun Devils didn't have a single freshman arm in the clubhouse last season but welcomes four this season (Ryan Hanks, Brandon Compton, Austin Humphres and Stephen Hernandez).
- After the departure of Sean McLain to the MLB Draft following last season, the Sun Devils will welcome his brother Nick McLain to the clubhouse this season with the youngster expected to be the Opening Day center fielder.
- ASU will feature an entirely new infield this season, highlighted by standout freshmen Nu'u Contrades, Luke Hill and Reese Beheler with a deep group of veteran transfers in Keaschall, Varnado, Jonny Weaver, Willie Cano and Wyatt Crenshaw.

2023 Sun Devil Baseball

HOME RUNS/DOUBLE PLAYS/PITCHING/TROPHY CASE

HOME RUN TRACKER

Player (Season.No.)	Gm #	Date	Opponent	On Base	Inning	Outs	Count	Score	Final
Will Rogers (1)	1	Feb. 17	SDSU	0*	2	0	3-2	1-0	6-5
Luke Keaschall (1)	2	Feb. 18	SDSU	0	1	0	0-0	0-0	5-3
Isaiah Jackson (1)	2	Feb. 18	SDSU	0	2	1	0-2	1-0	5-3
Ryan Campos (1)	4	Feb. 21	UNLV	0	1	2	3-1	0-0	6-3
Ethan Long (1)	4	Feb. 21	UNLV	0	1	2	0-0	1-0	6-3
Wyatt Crenshaw (1)	4	Feb. 21	UNLV	0	3	1	0-0	2-0	6-3
Luke Keaschall (2)	5	Feb. 24	@ Miss St.	0*	1	0	1-1	0-0	13-4
Wyatt Crenshaw (2)	5	Feb. 24	@ Miss St.	1	2	1	1-0	3-0	13-4
Luke Hill (1)	7	Feb. 26	@ Miss St.	0*	2	0	0-2	1-3	3-16
Ethan Long (2)	7	Feb. 26	@ Miss St.	0	3	1	0-1	2-12	3-16
Ethan Long (3)	8	March 1	NDSU	1	4	0	0-2	0-7	10-9
Jacob Tobias (1)	8	March 1	NDSU	1	5	1	3-2	6-7	10-9
Will Rogers (2)	8	March 1	NDSU	0	9	1	0-0	9-9	10-9
Isaiah Jackson (2)	9	March 3	UC Irvine	0	2	1	2-2	1-5	6-16
Ryan Campos (2)	9	March 3	UC Irvine	0*	3	0	1-1	3-11	6-16
Jacob Tobias (2)	9	March 3	UC Irvine	0	5	1	0-0	4-11	6-16
Jacob Tobias (3)	11	March 5	UC Irvine	0*	8	0	1-1	0-6	2-7
Willie Cano (1)	13	March 8	at #13 Oklahoma St.	1	7	1	1-0	2-7	4-7
Ryan Campos (3)	15	March 11	UC Davis	1	5	2	2-0	3-0	6-4
Nu'u Conrades (1)	16	March 12	UC Davis	1	4	1	2-0	9-0	17-4
Ryan Campos (4)	16	March 12	UC Davis	1	4	2	0-0	12-0	17-4
Nu'u Conrades (2)	17	March 14	Utah Tech	0*	3	0	1-2	0-1	9-1
Luke Keaschall (3)	17	March 14	Utah Tech	2	3	0	1-0	2-1	9-1
Luke Keaschall (4)	18	March 17	@ Utah	0	6	2	1-0	7-4	9-7
Wyatt Crenshaw (3)	19	March 18	@ Utah	1	2	1	1-0	3-3	15-9
Luke Keaschall (5)	19	March 18	@ Utah	1	7	2	1-0	11-5	15-9
Wyatt Crenshaw (4)	20	March 19	@ Utah	0*	1	0	1-0	0-0	6-11
Luke Keaschall (6)	22	March 24	Arizona	1	1	2	1-0	0-2	6-5
Luke Keaschall (7)	22	March 24	Arizona	2	3	2	0-0	2-2	6-5
Nu'u Conrades (3)	23	March 25	Arizona	2	6	1	0-1	3-3	7-4
Wyatt Crenshaw (5)	24	March 26	Arizona	0*	3	0	0-2	2-3	10-6
Kien Vu (1)	24	March 26	Arizona	0	4	2	3-1	4-3	10-6
Nu'u Conrades (4)	24	March 26	Arizona	0*	5	0	0-0	5-3	10-6
Ryan Campos (5)	24	March 26	Arizona	0	6	2	0-2	9-3	10-6
Nu'u Conrades (5)	25	March 28	@ UNLV	1	7	0	1-1	3-2	6-2
Nu'u Conrades (6)	27	April 1	@ Cal	2	5	0	1-0	1-3	4-5
Isaiah Jackson (3)	29	April 4	Seattle U	1	8	2	2-2	9-5	11-6
Luke Hill (2)	30	April 6	Washington State	2	2	0	1-0	0-3	6-5
Jacob Tobias (4)	30	April 6	Washington State	0*	9	0	3-1	3-5	6-5
Isaiah Jackson (4)	31	April 7	Washington State	1	5	1	2-0	0-2	6-2
Ryan Campos (6)	31	April 7	Washington State	0*	6	0	1-1	2-2	6-2
Will Rogers (3)	32	April 8	Washington State	1	5	1	0-0	0-0	4-1
Nu'u Conrades (7)	32	April 8	Washington State	0*	3	0	2-1	2-1	4-1
Ryan Campos (7)	32	April 8	Washington State	0	0	8	1-0	3-1	4-1
Luke Hill (3)	33	April 11	@ GCU	2	8	0	2-2	2-9	13-10
Nick McLain (1)	33	April 11	@ GCU	1	9	2	2-1	11-9	13-10
Wyatt Crenshaw (6)	34	April 14	@ Washington	1	5	0	2-2	0-8	3-8
Nick McLain (2)	34	April 14	@ Washington	0*	6	0	0-0	2-8	3-8
Jacob Tobias (5)	35	April 15	@ Washington	1	3	1	3-2	4-1	8-6
Isaiah Jackson (5)	35	April 15	@ Washington	1	8	1	1-2	6-4	8-6

*-Leadoff Home Run

GAME-WINNING RBI/Run (RBI/Run [When not an RBI] Responsible for the Go-Ahead Run and a Lead Not Relinquished)

Player	Gm #	Date	Opponent	Season #	Inning	Outs	Count	Result	Final
Will Rogers	1	Feb. 17	SDSU	1	9	1	0-0	1B 7 RBI	6-5
Luke Keaschall	2	Feb. 18	SDSU	1	1	0	0-0	HR 7	5-3
Jonny Weaver	3	Feb. 19	SDSU	1	7	2	1-2	1B 7 RBI	1-0
Ryan Campos	4	Feb. 21	UNLV	1	1	2	3-1	HR 7	6-3
Luke Keaschall	5	Feb. 24	@ Miss St.	2	1	0	1-1	HR 7	13-4
Will Rogers	8	March 1	NDSU	2	9	1	0-0	HR 7	10-9
Luke Hill	14	March 10	UC Davis	1	1	0	3-2	1B 7 RBI	7-1
Ryan Campos	15	March 11	UC Davis	2	1	0	2-1	1B LL RBI	6-4
Ryan Campos	16	March 12	UC Davis	3	1	1	0-1	1B MIRBI	17-4
Luke Hill	17	March 14	Utah Tech	2	3	0	1-2	1B MIRBI	9-1
Luke Keaschall	18	March 17	@ Utah	3	4	1	3-1	1B LF 2 RBI	9-7
Wyatt Crenshaw	19	March 18	@ Utah	1	2	1	2-0	HR RF 2 RBI	15-9
Nu'u Conrades	21	March 22	#25 Grand Canyon	1	1	2	1-1	2B LF RBI	11-1
Luke Keaschall	22	March 24	Arizona	4	3	2	0-0	HR CF 3 RBI	6-5
Nu'u Conrades	23	March 25	Arizona	1	6	1	0-1	HR LF 3 RBI	7-4
Jacob Tobias	24	March 26	Arizona	1	3	1	2-0	F8 SF	10-6
Jacob Tobias	25	March 28	@ UNLV	2	6	0	0-1	3B 8 2 RBI	6-2
Wyatt Crenshaw	26	March 1	@ Cal	2	5	1	-	E8	4-1
Luke Hill	28	April 2	@ Cal	3	8	1	3-2	1B 5 EBI	15-10
Jacob Tobias	29	April 4	Seattle U	3	1	1	2-1	1B RS 2 RBI	9-6
Kien Vu	30	April 6	Washington State	1	9	1	3-2	1B 8 RBI	6-5
Ryan Campos	31	April 7	Washington State	4	6	0	1-1	HR RF	6-2
Will Rogers	32	April 8	Washington State	3	5	1	0-0	HR LF 2 RBI	4-1
Luke Hill	33	April 11	@ GCU	4	8	2	3-2	1B RC 2 RBI	13-10
Wyatt Crenshaw	35	April 15	@ Washington	3	1	2	1-0	Scored on DP	8-6

2023 TROPHY CASE

Luke Keaschall

Pac-12 Player of the Week - March 20

Collegiate Baseball News National Players of the Week - March 20

Nu'u Conrades

Pac-12 Player of the Week - March 27

Ryan Campos

Golden Spikes Award - Midseason Watch List

Pac-12 Player of the Week - April 10

2022 TROPHY CASE

Ryan Campos

Pac-12 Conference - Honorable Mention - Catcher

NCBWA Freshman All-American - Catcher

Jacob Tobias

Pac-12 Conference - First Team - DH

Collegiate Baseball News Freshman All-American - DH

Brock Peery

Pac-12 All-Conference (Honorable Mention)

MLB Draft

Joe Lampe, OF, Cleveland Guardians, Round 3, Pick 95

Sean McLain, INF, Los Angeles Dodgers, Round 5, Pick 165

Nate Baez, C, Minnesota Twins, Round 12, Pick 354

Kyle Luckham, RHP, Washington Nationals, Round 15, Pick 441

Adam Tulloch, LHP, Cleveland Guardians, Round 15, Pick 451

Ethan Long, 1B, San Francisco Giants, Round 20, Pick 616

SAVES

No.	Date	Opponent	Pitcher (Save #)	IP (H, R, ER, BB, K)
1	2/18	SDSU	Brock Peery (1)	0.1 (1, 0-0, 0, 1)
2	2/21	UNLV	Brock Peery (2)	0.2 (0, 0-0, 0, 1)
3	3/11	UC Davis	Jesse Wainscott (1)	2.0 (0, 0-0, 0, 1)
4	3/17	@ Utah	Jesse Wainscott (2)	1.0 (2, 1-1, 0, 0)
5	3/24	Arizona	Blake Pivaroff (1)	1.0 (1, 1-1, 0, 2)
6	3/25	Arizona	Owen Stevenson (1)	2.0 (1, 1-0, 1, 2)
7	3/31	@ Cal	Owen Stevenson (2)	1.0 (0, 0-0, 1, 3)
8	4/7	WSU	Owen Stevenson (3)	2.0 (1, 0-0, 0, 5)
9	4/8	WSU	Owen Stevenson (4)	1.0 (0, 0-0, 0, 2)

QUALITY STARTS

No.	Date	Opponent	Pitcher (QS #)	IP (H, R, ER, BB, K)
1	3/10	UC Davis	Ross Dunn (1)	6.0 (2, 1-1, 2, 8)
2	4/8	Washington St.	Khristian Curtis (1)	6.0 (4, 1-1, 1, 8)

2023 Sun Devil Baseball

SERIES STATS AND INDIVIDUAL STREAKS

SERIES STATS

HITTING	W-L	AVG.	R	H	2B	3B	HR	RBI	BB	SO
SDSU	3-0	.321	12	27	6	1	3	12	11	18
@ MISS. ST.	1-2	.243	17	25	0	1	4	15	19	33
UC IRVINE	0-3	.272	17	28	3	2	4	17	10	26
OK STATE	0-2	.215	8	14	5	0	1	7	11	23
UC DAVIS	3-0	.409	30	45	9	0	3	28	11	10
@ UTAH	2-1	.356	30	42	11	0	4	29	12	25
ARIZONA	3-0	.333	23	33	7	0	7	23	6	26
@ CAL	2-1	.345	23	41	4	0	1	20	12	30
WASHINGTON STATE	3-0	.250	16	23	2	0	7	15	8	18
@ WASHINGTON	1-1	.286	11	20	4	1	4	10	5	17
SINGLE GAME MIDWEEKS	7-1	.313	66	89	19	4	12	61	31	59

PITCHING	W-L	ERA	H	R	ER	BB	SO	SV	SCORE
SDSU	3-0	2.33	22	8	7	10	25	1	12-8
@ MISS. ST.	1-2	9.00	28	25	25	17	26	0	17-25
UC IRVINE	0-3	7.33	32	33	22	20	23	0	17-33
OK STATE	0-2	7.88	20	15	14	12	10	0	8-15
UC DAVIS	3-0	3.00	20	9	9	6	25	1	30-9
@ UTAH	2-1	7.96	28	27	23	14	20	1	30-27
ARIZONA	3-0	4.67	24	15	14	10	25	2	23-15
@ CAL	2-1	4.50	21	16	13	11	24	1	23-16
WASHINGTON STATE	3-0	2.67	21	8	8	10	38	2	16-8
@ WASHINGTON	1-1	4.76	22	14	9	10	15	0	11-14
SINGLE GAME MIDWEEKS	7-1	5.70	82	52	45	24	68	1	66-52

STREAKS AND SUPERLATIVES

Multiple Hit Games	2	3	4	5+	Total	Multiple RBI Games	2	3	4	5+	Total
32 Keaschall, Luke	12	3	1	-	16	18 Tobias, Jacob	8	3	1	-	12
18 Tobias, Jacob	13	3	-	-	16	32 Keaschall, Luke	4	3	1	1	9
17 Campos, Ryan	9	5	1	-	15	14 Crenshaw, Wyatt	8	1	-	-	9
14 Crenshaw, Wyatt	11	3	-	-	14	6 Contrades, Nu'u	3	3	1	1	8
6 Contrades, Nu'u	7	3	3	-	13	7 Hill, Luke	1	3	-	1	5
7 Hill, Luke	8	4	-	-	12	24 Jackson, Isaiah	4	-	-	-	4
24 Jackson, Isaiah	8	-	-	-	8	25 Long, Ethan	2	1	-	-	3
26 Cano, Willie	2	1	-	-	3	21 Rogers, Will	3	-	-	-	3
25 Long, Ethan	3	-	-	-	3	17 Campos, Ryan	1	2	-	-	3
21 Rogers, Will	2	1	-	-	3	26 Cano, Willie	3	-	-	-	3
11 Vu, Kien	2	1	-	-	3	3 Mclain, Nick	-	-	1	-	1
15 Newman, Trey	2	1	-	-	3	TEAM	37	16	4	3	60
3 Mclain, Nick	-	1	-	-	1						
TEAM	79	26	5	0	110						

Hitting Streaks	Longest	Current	Reached Base Streaks	Longest	Current
32 Keaschall, Luke	11	2	17 Campos, Ryan	31	31
17 Campos, Ryan	11	3	18 Tobias, Jacob	30	-
18 Tobias, Jacob	11	-	7 Hill, Luke	16	-
7 Hill, Luke	8	-	32 Keaschall, Luke	15	2
6 Contrades, Nu'u	8	2	11 Vu, Kien	11	-
14 Crenshaw, Wyatt	8	4	25 Long, Ethan	10	-
11 Vu, Kien	7	-	14 Crenshaw, Wyatt	10	4
15 Newman, Trey	7	-	6 Contrades, Nu'u	8	2
25 Long, Ethan	5	-	15 Newman, Trey	7	-
3 Mclain, Nick	4	4	24 Jackson, Isaiah	5	2
26 Cano, Willie	4	-	3 Mclain, Nick	4	4
21 Rogers, Will	3	-	26 Cano, Willie	4	-
24 Jackson, Isaiah	3	-	21 Rogers, Will	3	-
35 Beheler, Reese	2	-	35 Beheler, Reese	2	-
2 Varnado, Drake	1	-	41 Balholm, Bronson	1	1
8 Weaver, Jonny	1	-	2 Varnado, Drake	1	-
41 Balholm, Bronson	1	1	8 Weaver, Jonny	1	-

2023 Sun Devil Baseball

ROSTER

PITCHERS (20)

No.	Name	Yr	B/T	HT	WT	Hometown (High School/Previous School)
48	Will Armbruster	Sr.	R/R	6'6"	235	Sammamish, WA (Eastside Catholic/New Mexico)
10	Christian Bodlovich	RS Jr.	R/R	6'0"	205	San Pedro, CA (Mira Costa)
27	Brandon Compton	Fr.	L/L	6'1"	210	Buckeye, AZ (Buckeye)
5	Khrstian Curtis	Jr.	R/R	6'5"	210	Groves, TX (Port Neches-Groves/Texas A&M)
46	Ross Dunn	Jr.	R/L	6'3"	225	Salt Lake City, UT (Cottonwood/Florida State)
19	Dylan Gardner	Jr.	R/R	6'5"	210	Meridian, ID (Borah/Big Bend CC)
40	Jonah Giblin	RS-So.	R/R	6'4"	230	Seattle, WA (Bainbridge/Phoenix College)
45	Ryan Hanks	Fr.	R/R	6'1"	205	Spring, TX (Klein Cain)
31	Josh Hansell	Jr.	R/R	6'6"	215	Chandler, AZ (Seton Catholic/Wichita State)
23	Stephen Hernandez	Fr.	L/L	6'2"	200	Chandler, AZ (Perry)
28	Austin Humphres	Fr.	L/L	6'3"	205	Surprise, AZ (Shadow Ridge)
37	Nolan Lebamoff	Gr.	R/R	6'3"	190	Fort Wayne, IN (Neuqua Valley/Valparaiso)
12	Timmy Manning	Jr.	L/L	6'2"	195	Pompano Beach, FL (Cardinal Gibbons, Florida)
13	Tyler Meyer	RS So.	R/R	6'3'	215	Riverbank, CA (Big Valley Chris/Stanislaus)
33	Brock Peery	Jr.	R/R	6'1"	195	Peoria, AZ (Mountain Ridge)
9	Blake Pivaroff	Jr.	L/R	6'0"	200	Laguna Beach, CA (Laguna Beach)
29	Owen Stevenson	Jr.	R/R	6'4"	205	San Francisco, CA (Sacred Heart Cathedral Prep, USF)
47	Matt Tieding	RS Jr.	R/R	6'3"	225	Fort Worth, TX (All Saints Episcopal/San Jac)
38	Tyler Valdez	Jr.	R/R	6'1"	180	Chandler, AZ (Perry/Chandler Gilbert)
39	Jesse Wainscott	RS Sr.	R/R	6'1"	200	Indianapolis, IN (Perry Meridian/Eastern Illinois)

CATCHERS (4)

41	Bronson Balholm	RS Sr.	S/R	6'0"	185	Los Angeles, CA (Notre Dame/Beloit College)
17	Ryan Campos	So.	L/R	5'9"	180	Mesa, AZ (Red Mountain)
15	Trey Newman	RS Jr.	R/R	5'9"	180	Scottsdale, AZ (Pinnacle/Central Arizona)
21	Will Rogers	So.	R/R	6'1"	210	Shoreview, MN (Moundsview)

INFIELDERS (10)

35	Reese Beheler	Fr.	L/R	6'2"	215	Sugar Land, TX (George Ranch)
26	Willie Cano	Sr.	R/R	6'2"	185	Gilbert, AZ (Mesquite/New Mexico)
6	Nu'u Contrades	Fr.	R/R	5'10"	190	Ewa Beach, HI (Saint Louis School)
14	Wyatt Crenshaw	Sr.	L/R	6'0"	180	Chandler, AZ (Perry/Colorado Christian)
7	Luke Hill	Fr.	R/R	6'0"	190	Baton Rouge, LA (Episcopal)
32	Luke Keaschall	Jr.	R/R	6'1"	190	Watsonville, CA (Aptos/San Francisco)
25	Ethan Long	Jr.	R/R	6'3"	215	Gilbert, AZ (Mountain Pointe)
18	Jacob Tobias	So.	L/R	6'1"	225	Bakersfield, CA (Liberty)
2	Drake Varnado	So.	R/R	6'1"	180	Port Neches, TX (IMG Academy/Arkansas)
8	Jonny Weaver	Gr.	R/R	6'0"	190	Ahwatukee, AZ (Mountain Pointe/Grand Canyon)

OUTFIELDERS (4)

24	Isaiah Jackson	Fr.	L/R	6'3"	205	Vail, AZ (Cienega)
3	Nick McLain	So.	S/L	5'10"	185	Tustin, CA (Beckman/UCLA)
22	Jose Vargas	Fr.	L/R	6'2"	190	League City, TX (Clear Springs)
11	Kien Vu	Fr.	L/L	5'11"	170	San Diego, CA (Point Loma)

COACHING STAFF

30	Willie Bloomquist	Head Coach
16	Mike Goff	Assistant Coach
20	Sam Peraza	Assistant Coach
36	Dan Jaffe	Assistant Coach

2023 Sun Devil Baseball

ROSTERS

NUMERICAL

No.	Name	Yr	Pos.	B/T	HT	WT	Hometown (High School)
2	Varnado, Drake	So.	INF	R/R	6'1"	180	Port Neches, TX (IMG Academy/Arkansas)
3	McLain, Nick	So.	OF	S/L	5'10"	185	Tustin, CA (Beckman/UCLA)
5	Curtis, Khristian	Jr.	RHP	R/R	6'5"	210	Groves, TX (Port Neches-Groves/Texas A&M)
6	Contrades, Nu'u	Fr.	INF	R/R	5'10"	190	Ewa Beach, HI (Saint Louis School)
7	Hill, Luke	Fr.	INF	R/R	6'0"	190	Baton Rouge, LA (Episcopal)
8	Weaver, Jonny	Gr.	INF	R/R	6'0"	190	Ahwatukee, AZ (Mountain Pointe/Grand Canyon)
9	Pivaroff, Blake	Jr.	RHP	L/R	6'0"	200	Laguna Beach, CA (Laguna Beach)
10	Bodlovich, Christian	RS Jr.	RHP	R/R	6'0"	205	San Pedro, CA (Mira Costa)
11	Vu, Kien	Fr.	OF	L/L	5'11"	170	San Diego, CA (Point Loma)
12	Manning, Timmy	Jr.	LHP	L/L	6'2"	195	Pompano Beach, FL (Cardinal Gibbons, Florida)
13	Meyer, Tyler	RS So.	RHP	R/R	6'3"	215	Riverbank, CA (Big Valley Chris/Stanislaus)
14	Crenshaw, Wyatt	Sr.	INF	L/R	6'0"	180	Chandler, AZ (Perry/Colorado Christian)
15	Newman, Trey	RS Jr.	C	R/R	5'9"	180	Scottsdale, AZ (Pinnacle/Central Arizona)
17	Campos, Ryan	So.	C	L/R	5'9"	180	Mesa, AZ (Red Mountain)
18	Tobias, Jacob	So.	INF	L/R	6'1"	225	Bakersfield, CA (Liberty)
19	Gardner, Dylan	Jr.	RHP	R/R	6'5"	210	Meridian, ID (Borah/Big Bend CC)
21	Rogers, Will	So.	UTL	R/R	6'1"	210	Shoreview, MN (Moundsview)
22	Vargas, Jose	Fr.	OF	L/R	6'2"	190	League City, TX (Clear Springs)
23	Hernandez, Stephen	Fr.	LHP	L/L	6'2"	200	Chandler, AZ (Perry)
24	Jackson, Isaiah	Fr.	OF	L/R	6'3"	205	Vail, AZ (Cienega)
25	Long, Ethan	Jr.	INF	R/R	6'3"	215	Gilbert, AZ (Mountain Pointe)
26	Cano, Willie	Sr.	INF	R/R	6'2"	185	Gilbert, AZ (Mesquite/New Mexico)
27	Compton, Brandon	Fr.	INF	L/L	6'1"	210	Buckeye, AZ (Buckeye)
28	Humphres, Austin	Fr.	LHP	L/L	6'3"	205	Surprise, AZ (Shadow Ridge)
29	Stevenson, Owen	Jr.	RHP	R/R	6'4"	205	San Francisco, CA (Sacred Heart Cathedral Prep, USF)
31	Hansell, Josh	Jr.	RHP	R/R	6'6"	215	Chandler, AZ (Seton Catholic/Wichita State)
32	Keaschall, Luke	Jr.	INF	R/R	6'1"	190	Watsonville, CA (Aptos/San Francisco)
33	Peery, Brock	Jr.	RHP	R/R	6'1"	195	Peoria, AZ (Mountain Ridge)
35	Beheler, Reese	Fr.	INF	L/R	6'2"	215	Sugar Land, TX (George Ranch)
37	Lebamoff, Nolan	Gr.	RHP	R/R	6'3"	190	Fort Wayne, IN (Neuqua Valley/Valparaiso)
38	Valdez, Tyler	Jr.	RHP	R/R	6'1"	180	Chandler, AZ (Perry/Chandler Gilbert)
39	Wainscott, Jesse	RS Sr.	RHP	R/R	6'1"	200	Indianapolis, IN (Perry Meridian/Eastern Illinois)
40	Giblin, Jonah	RS-So.	RHP	R/R	6'4"	230	Seattle, WA (Bainbridge/Phoenix College)
41	Balholm, Bronson	RS Sr.	C	S/R	6'0"	185	Los Angeles, CA (Notre Dame/Beloit College)
45	Hanks, Ryan	Fr.	RHP	R/R	6'1"	205	Spring, TX (Klein Cain)
46	Dunn, Ross	Jr.	LHP	R/L	6'3"	225	Salt Lake City, UT (Cottonwood/Florida State)
47	Tieding, Matt	RS Jr.	RHP	R/R	6'3"	225	Fort Worth, TX (All Saints Episcopal/San Jac)
48	Armbruster, Will	Sr.	RHP	R/R	6'6"	235	Sammamish, WA (Eastside Catholic/New Mexico)

COACHING STAFF

30	Willie Bloomquist	Head Coach (Pitching Changes)
16	Mike Goff	Assistant Coach (3rd Base Coach)
20	Sam Peraza	Pitching Coach/Recruiting Coordinator (Mound Meetings)
36	Dan Jaffe	Assistant Coach (1st Base Coach)

PRO-NUN-SEE-AY-SHUNS

Bronson Balholm - BALL-home
 Reese Beheler - bee-HEE-ler
 Christian Bodlovich - BOD-low-vich
 Ryan Campos - CAMP-ose
 Willie Cano - KAW-no
 Nu'u Contrades - New con-TRAW-dez
 Josh Hansell - HAN-sell
 Austin Humphres - Like Humphreys
 Isaiah Jackson - eye-ZAY-uh

Luke Keaschall - KEESH-ull
 Nolan Lebamoff - leh-buh-MOFF
 Tyler Meyer - MY-er
 Brock Peery - PEER-ee
 Blake Pivaroff - pivv-uh-ROFF
 Matt Tieding - tee-DING
 Jacob Tobias - toe-bye-us
 Drake Varnado - var-NAY-doe
 Kien Vu - KEY-en VOO

ALPHABETICAL

No.	Name	Pos.
48	Armbruster, Will	RHP
41	Balholm, Bronson	C
35	Beheler, Reese	INF
10	Bodlovich, Christian	RHP
17	Campos, Ryan	C
26	Cano, Willie	INF
27	Compton, Brandon	INF
6	Contrades, Nu'u	INF
14	Crenshaw, Wyatt	INF
5	Curtis, Khristian	RHP
46	Dunn, Ross	LHP
19	Gardner, Dylan	RHP
40	Giblin, Jonah	RHP
45	Hanks, Ryan	RHP
31	Hansell, Josh	RHP
23	Hernandez, Stephen	LHP
7	Hill, Luke	INF
28	Humphres, Austin	LHP
24	Jackson, Isaiah	OF
32	Keaschall, Luke	INF
37	Lebamoff, Nolan	RHP
25	Long, Ethan	INF
12	Manning, Timmy	LHP
3	McLain, Nick	OF
13	Meyer, Tyler	RHP
15	Newman, Trey	C
33	Peery, Brock	RHP
9	Pivaroff, Blake	RHP
21	Rogers, Will	UTL
29	Stevenson, Owen	RHP
47	Tieding, Matt	RHP
18	Tobias, Jacob	INF
38	Valdez, Tyler	RHP
22	Vargas, Jose	OF
2	Varnado, Drake	INF
11	Vu, Kien	OF
39	Wainscott, Jesse	RHP
8	Weaver, Jonny	INF

BY POSITION

Catchers	4
Pitchers	20
Infielders	10
Outfielders	4

BY CLASS

Seniors	7
Juniors	14
Sophomores	7
Freshmen	10

BATTING

Lefties	7
Righties	9
Switch	2

PITCHING

Righties	15
Lefties	5

2023 Sun Devil Baseball

LAST TIME

Hitting Categories	
Hit a grand slam.....	Nate Baez, March 13, 2022 vs. San Francisco (W, 17-10)
Team hit two grand slams.....	Will Rogers and Nate Baez, Feb. 20, 2022 vs. Dixie State (W, 17-8)
Team hit five or more home runs.....	5, Feb. 20, 2022 vs. Dixie State (W, 17-8)
Hit a walkoff HR.....	Will Rogers (solo shot), March 1, 2023, vs. North Dakota State (W, 10-9)
Led off the game with a HR.....	Wyatt Crenshaw, March 18, 2023 at Utah (L, 6-11)
Hit for the cycle.....	Travis Buck, March 7, 2003 vs. Southern Utah (W, 19-0)
Team hit for the cycle to open the game.....	April 27, 2003 vs. Washington State (HR/2B/1B/3B)
Team hit for the cycle on four consecutive batters.....	April 18, 2019 at Utah (2B, 3B, 1B, HR in 12th inning)
Hit back-to-back HRs.....	Ryan Campos and Ethan Long, Feb. 21, 2023 vs. UNLV (W, 6-3)
Hit back-to-back-to-back HRs.....	Trevor Hauver, Spencer Torkelson, Hunter Bishop, April 12, 2019 vs. #3 Oregon State (L, 4-6)
Hit two HRs in one game.....	Nate Baez, May 6, 2022 vs. Utah (W, 19-7)
Switch hitter homered from both sides in one game.....	Gage Workman, March 8, 2020 vs. Fresno State (W, 8-3)
A freshman hit two HR in one game.....	Ivan Brethowr, March 5, 2022 at San Diego State (W, 13-5)
Hit three HRs in one game.....	Joey DeMichele, May 1, 2011 vs Stanford (TIES ASU RECORD)
Reached base 6+ times in one game.....	6, Joe Lampe, March 13, 2022, vs. San Francisco
A player hit two grand slams in one season.....	2, Nate Baez, 2022
Had five hits in one game.....	Trevor Hauver, April 2, 2019 vs. Long Beach State (5-for-6)
Had six hits in one game.....	Travis Buck, March 13, 2005 vs Western Illinois (went 6-for-8, 3 RBI)
Had seven hits in one game.....	Jerry Mantlo, February 6, 1972 vs. Michigan
Had three doubles in one game.....	Luke Hill, March 12, 2023 vs. UC Davis (W, 17-4)
Had four doubles in one game.....	Travis Buck, February 28, 2004 vs. Connecticut (W, 16-5)
Hit two triples in one game.....	Gage Canning, March 3, 2018 vs. Oklahoma State
Had seven RBI in one game.....	Trevor Hauver, Feb. 24, 2019 vs. UC Davis (W, 17-2)
Had eight RBI in one game.....	Kiel Roling, March 17, 2007 vs. Maine
Had nine RBI in one game.....	Jeremy West, April 27, 2003 vs. Washington State
Stole four bases in one game.....	Drew Maggi, April 10, 2010 at Washington St. (TIES ASU RECORD)
Stole home.....	Jacob Tobias, March 13, 2022 vs. San Francisco
Struck out four or more times in one game.....	4, Gage Workman, Feb. 25, 2020 vs. New Mexico State (W, 6-5 (10 inn))
Hitter stranded seven runners on base.....	Joe Lampe (7), May 22, 2021 at USC (L, 1-6)
Recorded 13 total bases.....	Gage Canning (13), April 27 vs. Oregon (2 HR, 1 3B, 2 1B)
Had an inside-the-park home run.....	Isaiah Jackson, April 15, 2023 at Washington (W, 8-6)
Had an inside-the-park home run AND a traditional home run in one game.....	Gage Canning, March 18, 2018 vs. Oregon (W, 18-4)
Scored five runs in one game.....	5, Joe Lampe, vs. San Francisco, March 13, 2022 (W, 17-10)
Was hit by a pitch two or more times.....	2, Sean McLain, at #13 UCLA, April 29, 2022
Team was hit by 5+ pitches.....	4, May 11, 2021 at Nevada
Walked 4+ times.....	4, Conor Davis, Feb. 25, 2022 vs. BYU (L, 0-5)
Opponent hit two HRs in one game.....	2, Brookshaw, vs. North Dakota State, March 1, 2023 (W, 10-9)
Opponent hit a walkoff HR.....	Evan Williams, at Oregon, March 23, 2019
Opponent hit a leadoff HR.....	Brock Jones, at #14 Stanford, April 10, 2022
Pitching Categories	
Threw a no-hitter.....	Ryan Hingst, March 25, 2016 vs. Utah, (W, 5-0)
Threw a perfect game.....	Eddie Bane, March 2, 1973 vs. Cal State Northridge (W, 9-0)
Threw a one-hitter.....	Individual - Brian Flores, May 20, 2007 at Oregon State (W, 8-1) Team - Feb. 21, 2021 vs. Sacramento State (W, 3-0)
Threw a two-hitter.....	Will Waldrip, Jan. 23, 1999 vs. Hawaii-Hilo (W, 3-0)
Were no-hit.....	Phil Keller, March 23, 1970 vs. Stanford (L, 1-0)
Were one-hit.....	Noah Bremer, at Washington, May 12, 2022 (L, 0-2)
Were two-hit.....	Grant Taylor, at Washington State, May 19, 2021 (W, 5-3)
Threw a complete game.....	Justin Fall, May 8, 2021 at Cal (W, 5-0)
Threw a complete game shutout.....	Eli Lingos, March 30, 2018 at Washington St. (W, 7-0)
Threw back-to-back complete games.....	Trevor Williams, 3/1/13 vs. Pacific (W, 8-1) and 3/9 vs. Long Beach State (W, 4-0)
Threw back-to-back complete game shutouts.....	Brady Rodgers/Kramer Champlin, May 8 and 21, 2011 at Washington
Had an opposing pitcher throw a complete game.....	Alex Williams, at #1 (5-0, 8 pitchers - school record)
Shut out an opponent (five or more pitchers).....	March 7, 201 vs. Utah (5-0, 8 pitchers - school record)
Shut out an opponent in back to back games (one or more pitchers).....	March 7 and 12, 2021 vs. Utah and Cal State Fullerton (5-0 and 10-0)
ASU was shutout.....	at Arizona April 19, 2023 (L, 0-20)
Struck out 10 or more batters in a game.....	11 (71 IP), Tyler Thornton, April 30, 2021 vs. Rhode Island (W, 9-6)
Team struck out 18 or more batters.....	20, April 9, 2021 at Washington (W, 3-2 (15))
Had back-to-back starts with 10 strikeouts.....	Alec Marsh (10 in each), May 10, 2019 at Nebraska and May 17, 2019 at Cal
Individual struck out 15 or more batters in a game.....	Mike Leake (15), May 30, 2009 vs. Oral Roberts (CG, 4-1 Win in Templo Regional)
Had an opposing pitcher strike out 10 or more Sun Devils.....	Cooper Hjerpe (12), at #3 Oregon State, March 18, 2022 (L, 0-2)
Did not walk a batter (complete game).....	Ryan Kellogg, May 14, 2015 vs Washington State (W, 5-0)
Recorded 10+ wins in a season.....	Ryan Kellogg, 11-1 (2013)
Hit three batters in a game.....	Ross Dunn (3), March 17, 2023 at Utah (W, 9-7)
Starting pitcher hit a home run in a game.....	Erik Tolman, April 23, 2019 vs. UNLV (W, 9-2)
Reliever pitched 6.0+ innings in relief.....	7.0 (Save), Tyler Thornton, April 30, 2021 vs. Rhode Island (W, 9-6)
Used 10+ pitchers.....	12, April 21, 2021 at GCU (school record)
Pitcher went 7.0 innings with one hit or less.....	1 hit in 7.0 IP, Kai Murphy (starting debut), May 9, 2021 at Cal (W, 7-2)
Fielding Categories	
Had no errors in four straight games.....	April 20, 23, 26-27, 2019 at Utah, vs. UNLV, at Washington
Committed three or more errors in one game.....	Andrew Snow (3), Feb. 17, 2017 vs. Northwestern
Had 16 or more putouts in one game.....	Conor Davis (18), First Base, at Arizona, April 23, 2022 (W, 8-5)
Had 20 or more put outs in one game.....	Zach Wilson (20), First Base, April 21, 2011 at Cal
Had eight or more assists in one game.....	Hunter Haas (8), April 10, 2021 at Washington (W, 8-1)
Caught and pitched in the same game.....	Sean McLain (8), April 17, 2021 vs. #18 Stanford (L, 9-11 (12))
Turned four double plays in one game.....	Jordan Swagerty, March 17, 2010 vs. USC (2x in 2010)
Turned five+ double plays in one game.....	May 7, 2021 at Cal (L, 2-7)
Turned a triple play.....	5, April 25, 2010, vs. Washington (TIES ASU RECORD) Eric Sogard (2B), Brett Wallace (1B) and Andrew Romine (SS), February 27, 2007 at Arizona
Scoring and Misc. Categories	
Recorded 20+ hits.....	20, March 12, 2023 vs. UC Davis
Recorded 20+ hits in back-to-back games.....	22 and 22, February 3-4, 2007 vs. Southern Utah
Scored 20+ runs.....	21, April 11, 2022 at Santa Clara (W, 21-1)
Scored 30+ runs.....	30, March 13, 2005 vs. Western Illinois (W, 30-13 in Baton Rouge, La.)
Scored 10+ runs in one inning.....	10, 9th Inning, April 11, 2022 at Santa Clara (W, 21-1)
Allowed 10+ runs in one inning.....	13, 6th Inning, April 29, 2022 at #13 UCLA (L, 2-19)
Allowed 5 or more home runs in a game.....	5, vs. Arizona, April 19, 2023 (L, 0-20)
Allowed 3 or more home runs in an inning.....	3, at #14 Stanford, April 8, 2022
Walked 15+ times in a game.....	15, March 31, 2019 vs Arizona (W, 17-16)
Walked 15+ opponent batters.....	15, March 18, 2022 at #3 Oregon State (L, 0-2)
Stranded 15+ ASU runners on base in one game.....	15, March 6, 2022 at San Diego State (W, 6-2)
Stranded 15+ opponent runners on base in one game.....	15, March 18, 2022 at #3 Oregon State (L, 0-2)
Surrendered a ninth inning lead.....	March 1, 2023 vs. NDSU (led 9-8, won 10-9)
Walked off an opponent.....	Feb. 19, 2023 vs. SDSU (W, 6-5)
Swept a three-game Pac-12 series.....	April 6-8, 2023 vs. WSU (6-5, 6-2, 4-1)
Swept a three-game Non-Conference series.....	March 10-12, vs. UC Davis (7-1, 6-4, 17-4)
Shut out an opponent twice in a series.....	March 26-28, 2021 vs. Washington St. (10-0, 5-1, 9-0)
Were swept in a Pac-12 series.....	April 29-May 1, 2022 at #13 UCLA (6-2, 5-7, 5-16)
Were swept in a Pac-12 series at home.....	May 27-29, 2021 vs. #13 UCLA (9-2, 5-8, 0-3)
Were swept in a three-game Non-Conference series.....	March 3-5, 2023 vs UC Irvine (6-16, 9-10, 2-7)
Played in extra innings.....	10, April 22, 2022 at Arizona (6-7)
Played in 14+ innings.....	16, April 9, 2021 at Washington (W, 12-16)
Played back-to-back extra inning games.....	March 29-30, 2018, at Washington State (L, 8-7 (10)), (L, 4-3 (11))
Played a game lasting 5+ hours.....	5 hours, 4 minutes, April 9, 2021 at Washington (W, 3-2 (16))
ASU overcame a five-run deficit.....	7, April 11, 2023, at GCU (Down 9-2, W 13-10)
ASU overcame multiple five-run deficits in a season.....	2, 2023 (7 vs. NDSU (W)), 7 vs GCU (W))

2023 Sun Devil Baseball

SITUATIONAL RECORDS/PITCHING STAFF

Record When...

Overall	25-11	Opponent 0-2 runs.....	8-0	Hit 0 home runs.....	5-4
Conference	11-3	3-5 runs	9-2	1 home run	6-4
Non-Conference	14-8	6-9 runs	6-4	2+ home runs.....	14-3
Home games	17-3	10+ runs.....	2-5	Opponent 0 home runs.....	14-2
Away games	7-8	Scored in 1st inning	13-4	1 home run	5-4
Neutral site	1-0	Opp. scored in 1st	9-7	2+ HRs	6-5
Day games	10-7	Scores first.....	15-5	Made 0 errors	11-3
Night games	15-4	Opp. scores first.....	10-6	1 error	11-4
vs Left starter	6-3	After 6 leading	21-2	2+ errors	3-4
vs Right starter	19-8	trailing	3-9	Opp. made 0 errors.....	11-7
1-Run games.....	5-2	tied	1-0	1 error	10-2
2-Run games	4-0	After 7 leading	22-1	2+ errors	4-2
5+Run games.....	8-6	trailing	3-9	Out-hit opponent	19-2
Extra innings.....	0-0	tied	0-1	Out-hit by opponent	3-8
Shutouts	1-1	After 8 leading	23-0	Hits are tied	3-1
Scoring 0-2 runs	1-3	trailing	1-10		
3-5 runs	3-5	tied	1-1		
6-9 runs.....	12-3				
10+ runs	9-0				

A Look At the Pitching Staff

Arizona State Starters

Pitcher	Starts/QS	QS Pct.	PC/Start	IP/Start	ER Against/Start	Runs For/Start	PCK	DP	Team Record
Dunn	9/1	11.1	764/84.9	39.0/4.3	16/1.8	36/4.0	0	4	7-2
Curtis	9/1	11.1	706/78.4	42.1/4.7	27/3.0	32/3.6	0	4	6-3
Giblin	5/0	0.0	322/64.4	19.2/3.9	11/2.2	33/6.6	0	2	4-1
Manning	4/0	0.0	207/51.8	10.0/2.5	16/4.0	2/0.7	0	1	1-3
Stevenson	3/0	0.0	136/45.3	8.0/2.7	6/2.0	9/3.0	0	0	2-1
Hansell	3/0	0.0	156/52.0	8.1/2.7	5/1.7	3/1.0	0	0	3-0
Tieding	3/0	0.0	122/40.7	6.2/2.2	8/2.7	6/2.0	0	0	2-1

Arizona State Bullpen (Relief Appearances Stats Only)

Reliever	APP	IP	H	R	ER	BB	SO	SV	ERA	Hold	IR/Scored	1st Bat. Faced/Ret.
Peery	19	12.2	9	2	2	5	15	2	1.42	3	25/10	19/8
Valdez	5	4.1	3	1	1	2	4	0	2.08	0	2/0	5/4
Armbruster	3	3.1	4	1	1	0	0	0	2.70	0	0/0	3/3
Lebamoff	18	14.2	10	6	5	13	11	0	3.07	6	13/4	18/13
Tieding	14	25.1	20	15	10	4	12	0	3.55	3	12/6	14/7
Giblin	7	12.2	11	5	5	4	12	0	3.55	2	3/1	7/4
Hansell	7	9.2	7	4	4	6	6	0	3.72	0	0/0	7/5
Pivaroff	18	20.0	15	11	10	6	18	1	4.50	7	6/0	18/14
Manning	9	19.0	16	11	11	7	23	0	5.21	3	4/0	9/8
Stevenson	12	24.0	23	16	15	13	26	4	5.62	1	0/0	12/8
Bodlovich	10	5.0	14	7	5	2	2	0	9.00	2	14/8	10/4
Humphres	6	4.1	8	7	5	2	4	0	10.38	0	0/0	6/1
Gardner	8	5.2	5	7	7	8	4	0	11.12	0	0/0	8/3
Hanks	1	0.1	1	0	0	1	1	0	0.00	0	3/3	1/0
Rogers	1	0.1	2	4	4	1	0	0	99.00	0	0/0	1/0
Wainscott	16	20.2	24	16	15	5	18	1	6.53	3	10/5	16/10

2023 Sun Devil Baseball

TEAM AND INDIVIDUAL RANKINGS

NATIONAL/LEAGUE RANKINGS

Category	Team	Nat'l	Pac-12	Value
Base on Balls (295 ranked)		233	9	136
Batting Average (295 ranked)		25	2	0.31
Double Plays (294 ranked)		63	2	28
Double Plays Per Game (295 ranked)		76	2	0.78
Doubles (294 ranked)		95	4	70
Doubles Per Game (295 ranked)		105	4	1.94
Earned Run Average (295 ranked)		113	8	5.38
Fielding Percentage (295 ranked)		70	4	0.975
Hit Batters (295 ranked)		49	1	55
Hit by Pitch (295 ranked)		233	10	33
Hits (295 ranked)		31	2	387
Hits Allowed Per Nine Innings (295 ranked)		93	7	911
Home Runs (295 ranked)		63	4	50
Home Runs Per Game (295 ranked)		67	5	1.39
On Base Percentage (295 ranked)		112	6	0.387
Runs (295 ranked)		111	4	253
Sacrifice Bunts (293 ranked)		198	7	9
Sacrifice Flies (295 ranked)		40	5	20
Scoring (295 ranked)		114	6	7
Shutouts (122 ranked)		122	7	1
Slugging Percentage (295 ranked)		44	4	0.5
Stolen Bases (295 ranked)		166	7	36
Stolen Bases Per Game (295 ranked)		170	8	1
Strikeout-to-Walk Ratio (295 ranked)		100	8	2.08
Strikeouts Per Nine Innings (295 ranked)		157	8	8.5
Triples (287 ranked)		104	5	8
Triples Per Game (295 ranked)		120	5	0.22
WHIP (295 ranked)		77	8	1.47
WL Pct (295 ranked)		24	1	0.694
Walks Allowed Per Nine Innings (295 ranked)		70	8	41

Category	Name	Nat'l	Pac-12	Value
Base on Balls Per Game (147 ranked)	Ryan Campos	140	7	0.79
Batting Average (250 ranked)	Ryan Campos	26	1	0.413
Doubles (113 ranked)	Luke Keaschall	26	1	15
Doubles Per Game (144 ranked)	Wyatt Crenshaw	43	2	14
	Luke Keaschall	41	1	0.42
	Wyatt Crenshaw	68	2	0.39
Earned Run Average (200 ranked)	Ross Dunn	177	7	3.69
Games Started (21 ranked)	Khristian Curtis	21	1	9
	Ross Dunn	21	1	9
Hit Batters (84 ranked)	Brock Peery	84	3	9
	Matt Tieding	84	3	9
Hits (141 ranked)	Ryan Campos	124	5	50
Hits Per Game (144 ranked)	Ryan Campos	70	5	1.52
On Base Percentage (150 ranked)	Ryan Campos	19	1	0.523
Pitching Appearances (93 ranked)	Brock Peery	31	4	19
	Nolan Lebamoff	59	10	18
	Blake Pivaroff	59	10	18
	Matt Tieding	93	16	17
Runs (145 ranked)	Ryan Campos	97	4	40
Runs Batted In (128 ranked)	Jacob Tobias	128	6	38
Runs Batted In Per Game (150 ranked)	Jacob Tobias	150	7	1.09
Runs Per Game (148 ranked)	Ryan Campos	62	4	1.21
Sacrifice Flies (66 ranked)	Isaiah Jackson	25	3	5
Saves (431 ranked)	Owen Stevenson	90	6	4
	Jesse Wainscott	234	14	2
	Brock Peery	234	14	2
	Blake Pivaroff	431	24	1
Slugging Percentage (250 ranked)	Ryan Campos	131	6	0.661
	Luke Keaschall	250	13	0.61
Stolen Bases (139 ranked)	Luke Keaschall	139	4	13
Strikeouts (143 ranked)	Ross Dunn	73	3	58
Strikeouts Per Nine Innings (150 ranked)	Ross Dunn	17	2	13.38
Total Bases (141 ranked)	Luke Keaschall	141	5	86
Toughest to Strike Out (150 ranked)	Ryan Campos	60	3	101
Triples (52 ranked)	Jacob Tobias	18	3	4
Triples Per Game (148 ranked)	Jacob Tobias	34	3	0.11
Victories (147 ranked)	Khristian Curtis	147	5	4
	Ross Dunn	147	5	4

CAREER HIGHS

HITTERS	HITS	DOUBLES	TRIPLES	HOMERS	RUNS	RBI	STEALS	WALKS
BRONSON BALHOLM	4	2	1	1	4	4	2	4
REESE BEHELER	1	0	0	0	1	1	0	1
RYAN CAMPOS	4	1	1	1	3	4	1	3
WILLIE CANO	3	1	X	1	3	3	1	3
NUU CONTRADES	4	2	0	1	4	5	1	2
WYATT CRENSHAW	4	2	2	2	4	5	2	3
LUKE HILL	3	3	0	1	4	5	1	3
ISAIAH JACKSON	2	2	0	1	2	2	1	3
LUKE KEASCHALL	5	2	1	2	3	5	3	3
ETHAN LONG	4	1	1	2	3	6	1	3
NICK McLAIN	3	0	0	1	2	4	0	1
TREY NEWMAN	3	1	0	1	2	3	1	3
WILL ROGERS	3	2	1	2	4	6	1	3
JACOB TOBIAS	4	2	1	2	3	5	1	2
DRAKE VARNADO	2	1	0	0	1	2	1	1
KIEN VU	3	1	1	1	2	1	1	2
JONNY WEAVER	4	2	1	2	4	4	2	2

2023 Sun Devil Baseball

RECORD BY POSITION STARTS

LF		CF		RF	
Will Rogers, 16 (11-5)		Jackson, 32 (22-10)		Crenshaw, 28 (22-6)	
Vu, 10 (8-2)		Vu, 4 (3-1)		McLain, 4 (2-2)	
Campos, 8 (6-2)				Vu, 3 (1-2)	
Crenshaw, 2 (0-2)				Long, 1 (0-1)	
SS		2B		1B	
Hill, 35 (24-11)		Keaschall, 36 (25-11)		Tobias, 28 (20-8)	
Varnado, 1 (1-0)		SP		Long, 8 (5-3)	
3B		Dunn, 9 (7-2)		DH	
Contrades, 34 (24-10)		Curtis, 9 (6-3)		Cano, 11 (10-1)	
Cano, 1 (0-1)		Giblin, 5 (4-1)		Jacob Tobias, 7 (4-3)	
Weaver, 1 (1-0)		Manning, 4 (1-3)		Rogers, 6 (5-1)	
		Stevenson, 3 (2-1)		Crenshaw, 6 (3-3)	
		Hansell, 3 (3-0)		Long, 3 (1-2)	
		Tieding, 3 (2-1)		Beheler, 2 (1-1)	
		C		Weaver, 1 (1-0)	
		Ryan Campos, 25 (18-7)			
		Newman, 10 (6-4)			

DOUBLE PLAYS

Gm #	Date	Opponent	Pitcher (SZN #)	Scoring	Players	Inn	Outs	Score	Final
1-Feb. 17		SDSU	Dunn (1)	643 GDP	Hill-Keaschall-Long	1	1	0-0	6-5
1-Feb. 17		SDSU	Stevenson (1)	543 GDP	Contrades-Keaschall-Long	5	1	3-0	6-5
2-Feb. 18		SDSU	Tieding (1)	L3U DP	Long	7	0	2-0	5-3
5-Feb. 24		@ Miss. St.	Dunn (2)	63 GDP	Hill-Long	1	1	3-0	13-4
5-Feb. 24		@ Miss. St.	Stevenson (2)	543 GDP	Contrades-Keaschall-Weaver	5	0	13-0	13-4
5-Feb. 24		@ Miss. St.	Giblin (1)	543 GDP	Contrades-Keaschall-Weaver	8	1	13-4	13-4
7-Feb. 26		@ Miss. St.	Manning (1)	L4 DP	Keaschall	3	0	2-3	3-16
10-March 4		UC Irvine	Curtis (1)	361 GDP	Tobias-Hill-Curtis	3	1	0-2	9-10
10-March 4		UC Irvine	Curtis (2)	63 DP	Hill-Tobias	4	1	0-3	9-10
10-March 4		UC Irvine	Stevenson (3)	643 GDP	Hill-Keaschall-Tobias	6	1	5-6	9-10
11-March 5		UC Irvine	Pivaroff (1)	643 GDP	Hill-Keaschall-Long	7	1	0-6	2-7
11-March 5		UC Irvine	Gardner (1)	463 GDP	Keaschall-Hill-Long	8	1	0-6	2-7
11-March 5		UC Irvine	Wainscott (1)	643 GDP	Hill-Keaschall-Long	9	0	1-7	2-7
14-March 10		UC Davis	Dunn (3)	KS DP	Campos-Hill	1	1	0-0	7-1
15-March 11		UC Davis	Peery (1)	463 GDP	Keaschall-Hill-Tobias	7	1	5-4	6-4
16-March 12		UC Davis	Giblin (2)	L6U DP	Hill	2	1	3-0	17-4
17-March 14		Utah Tech	Peery (2)	463 GDP	Keaschall-Varnado-Tobias	9	0	9-1	9-1
20-March 19		@ Utah	Pivaroff (2)	463 GDP	Keaschall-Hill-Tobias	6	0	6-2	6-11
23-March 25		Arizona	Curtis (3)	463 GDP	Keaschall-Hill-Tobias	5	0	1-3	7-4
24-March 26		Arizona	Manning (2)	643 GDP	Hill-Keaschall-Tobias	6	1	7-3	10-6
26-March 31		@ Cal	Dunn (4)	63 GDP	Hill-Tobias	1	0	0-0	4-1
28-April 2		@ Cal	Giblin (3)	63 GDP	Hill-Tobias	1	1	0-0	15-10
29-April 4		Seattle U.	Hansell (1)	L3U DP	Tobias	3	1	3-1	11-6
31-April 7		WSU	Tieding (2)	463 GDP	Keaschall-Hill-Tobias	6	0	2-2	6-2
34-April 14		@ Washington	Peery (3)	643 GDP	Hill-Keaschall-Tobias	5	1	2-8	3-8
34-April 14		@ Washington	Armbruster (1)	543 GDP	Contrades-Keaschall-Tobias	7	0	3-8	3-8
35-April 15		@ Washington	Curtis (4)	643 GDP	Hill-Keaschall-Tobias	1	0	2-1	8-6
36-April 19		@ Arizona	Giblin (4)	F9 DP A1	McLain-Giblin-Keaschall	4	1	0-11	0-20

2023 Sun Devil Baseball


TV/RADIO ROSTER



#2, Drake Varnado
So. • INF • R/R • 6-1 • 180




#3, Nick McLain
So.. • OF • S/R • 5-10 • 185



#5, Khristian Curtis
Jr. • RHP • R/R • 6-5 • 210



#6, Nu'u Contrades
Fr. • INF • R/R • 5-10 • 190




#7, Luke Hill
Fr. • INF • R/R • 6-0 • 190



#8, Waver, Jonny
Gr. • INF • R/R • 6-0 • 190



#9, Blake Pivaroff
Jr. • RHP • L/R • 6-0 • 200



#10, Christian Bodlovich
Jr. • RHP • R/R • 6-0 • 205




#11, Kien Vu
Fr. • OF • L/L • 5-11 • 170



#12, Timmy Manning
Jr. • LHP • L/L • 6-2 • 195




#14, Wyatt Crenshaw
Sr. • INF • L/R • 6-0 • 180



#15, Trey Newman
R.Jr. • C • R/R • 5-9 • 180



#17, Ryan Campos
So. • C • L/R • 5-9 • 180



#18, Jacob Tobias
So. • INF • L/R • 6-1 • 225




#19, Dylan Gardner
Jr. • RHP • R/R • 6-5 • 210



#21, Will Rogers
So. • C/OF • R/R • 6-1 • 210



#22, Jose Vargas
Fr. • OF • L/R • 6-2 • 190



#23, Stephen Hernandez
Fr. • LHP • L/L • 6-2 • 200



#24, Isaiah Jackson
Fr. • OF • L/R • 6-3 • 205



#25, Ethan Long
Jr. • INF • R/R • 6-3 • 215

2023 Sun Devil Baseball

TV/RADIO ROSTER



#26, Willie Cano
Sr. • INF • R/R • 6-2 • 185



#28, Austin Humphres
Fr. • LHP • L/L • 6-1 • 210




#29, Owen Stevenson
Jr. • RHP • R/R • 6-4 • 205



#31, Josh Hansell
Jr. • RHP • R/R • 6-6 • 215



#32, Luke Keaschall
Jr. • INF • R/R • 6-1 • 190



#33, Brock Peery
Jr. • RHP • R/R • 6-1 • 195



#35, Reese Beheler
Fr. • INF • L/R • 6-2 • 215



#37, Nolan Lebamoff
Gr. • RHP • R/R • 6-3 • 190



#38, Tyler Valdez
Jr. • RHP • R/R • 6-1 • 180




#39, Jesse Wainscott
R.Sr. • RHP • R/R • 6-1 • 200




#40, Jonah Giblin
R-So. • RHP • R/R • 6-4 • 230



#41, Bronson Balholm
R-Sr. • C • S/R • 6-0 • 185



#45, Ryan Hanks
Fr. • RHP • R/R • 6-1 • 205



#46, Ross Dunn
Jr. • LHP • R/L • 6-3 • 225



#47, Matt Tieding
R-Jr. • RHP • R/R • 6-3 • 225



#48, Will Armbruster
Sr. • RHP • R/R • 6-6 • 235



#30, Willie Bloomquist
HEAD COACH



#16, Mike Goff
ASSISTANT COACH



#20, Sam Peraza
PITCHING COACH



#36, Dan Jaffe
ASSISTANT COACH

2023 Sun Devil Baseball
Statistics Summary for Arizona State (as of Apr 20, 2023)
(All games)

Record: 25-11 Home: 17-3 Away: 7-8 Neutral: 1-0 Pac-12: 11-3

Date	Opponent	Score	Player	avg	slug	ob%	g	ab	r	h	2b	3b	hr	rbi	bb	so	sb	cs	e
2/17	SAN DIEGO STATE	w 6-5	Campos, Ryan	.413	.661	.523	33	121	40	50	7	1	7	21	26	12	2	1	2
2/18	SAN DIEGO STATE	w 5-3	Hill, Luke	.341	.484	.423	35	126	30	43	9	0	3	25	18	27	3	2	8
2/19	SAN DIEGO STATE	w 1-0	Contrades, Nu'u	.341	.536	.372	34	138	30	47	6	0	7	30	6	31	5	1	6
2/21	UNLV	w 6-3	Keaschall, Luke	.340	.610	.440	36	141	35	48	15	1	7	33	17	22	13	1	5
2/24	at Mississippi State	w 13-4	Tobias, Jacob	.338	.538	.429	35	130	18	44	3	4	5	38	21	25	1	0	1
2/25	at Mississippi State	L 1-5	Crenshaw, Wyatt	.311	.536	.348	36	151	30	47	14	1	6	25	8	34	3	2	0
2/26	at Mississippi State	L 3-16	Vu, Kien	.286	.400	.383	26	70	13	20	3	1	1	6	7	24	3	1	0
3/1	NORTH DAKOTA STATE	w 10-9	Jackson, Isaiah	.243	.449	.323	34	107	18	26	7	0	5	19	8	40	4	4	2
3/3	UC IRVINE	L 6-16	Rogers, Will	.188	.338	.230	25	80	11	15	3	0	3	9	5	27	2	0	2
3/4	UC IRVINE	L 9-10	-----																
3/5	UC IRVINE	L 2-7	Mclain, Nick	.333	.667	.368	4	18	4	6	0	0	2	5	1	4	0	0	0
3/7	at #13 Oklahoma State	L 4-8	Newman, Trey	.282	.308	.282	12	39	5	11	1	0	0	3	0	10	0	0	1
3/8	at #13 Oklahoma State	L 4-7	Cano, Willie	.279	.395	.400	15	43	7	12	2	0	1	11	9	9	0	0	0
3/10	UC DAVIS	w 7-1	Long, Ethan	.270	.514	.438	12	37	8	10	0	0	3	9	8	7	0	0	2
3/11	UC DAVIS	w 6-4	Beheler, Reese	.214	.214	.313	9	14	2	3	0	0	0	1	2	4	0	0	0
3/12	UC DAVIS	w 17-4	Varnado, Drake	.167	.167	.167	7	12	2	2	0	0	0	1	0	3	0	0	0
3/14	UTAH TECH	w 9-1	Balholm, Bronson	.167	.167	.167	3	6	0	1	0	0	0	0	0	1	0	0	0
*3/17	at Utah	w 9-7	Weaver, Jonny	.143	.143	.143	7	14	0	2	0	0	0	1	0	5	0	1	0
*3/18	at Utah	w 15-9	Totals	.310	.500	.387	36	1247	253	387	70	8	50	237	136	285	36	13	33
*3/19	at Utah	L 6-11	Opponents	.262	.413	.360	36	1222	222	320	60	7	37	204	144	299	42	6	27
3/22	#25 GRAND CANYON	w 11-1	LOB - Team (268), Opp (279). DPs turned - Team (28), Opp (25). IBB - Team (5), Long, E. 2, Keaschall, L 1, Tobias, J. 1, Campos, R. 1, Opp (2). Picked off - Hill, L. 2, Crenshaw, W. 2, Keaschall, L 2, Contrades, N 1, Campos, R. 1.																
Player	era	w-l	app	gs	cg	sh	sv	ip	h	r	er	bb	so	avg	hr				
*3/31	at CAL	w 4-1	Dunn, Ross	3.69	4-2	9	9	0	0	0	39.0	35	28	16	24	58	.232	2	
*4/1	at CAL	L 4-5	Curtis, Khristian	5.74	4-2	9	9	0	0	0	42.1	42	30	27	22	43	.258	4	
*4/2	at CAL	w 15-10	-----																
4/4	SEATTLE U	w 11-6	Hanks, Ryan	0.00	0-0	1	0	0	0	0	0.1	1	0	0	1	1	.500	0	
*4/6	WASHINGTON STATE	w 6-5	Peery, Brock	1.42	3-0	19	0	0	0	2	12.2	9	2	2	5	15	.209	0	
*4/7	WASHINGTON STATE	w 6-2	Valdez, Tyler	2.08	0-0	5	0	0	0	0	4.1	3	1	1	2	4	.188	0	
*4/8	WASHINGTON STATE	w 4-1	Armbruester, Will	2.70	0-0	3	0	0	0	0	3.1	4	1	1	0	0	.308	1	
4/11	at Grand Canyon	w 13-10	Lebamoff, Nolan	3.07	3-0	18	0	0	0	0	14.2	10	6	5	13	11	.185	0	
*4/14	at Washington	L 3-8	Giblin, Jonah	4.45	1-0	12	5	0	0	0	32.1	31	18	16	11	23	.267	3	
*4/15	at Washington	w 8-6	Pivaroff, Blake	4.50	2-1	18	0	0	0	1	20.0	15	11	10	6	18	.200	2	
4/19	at Arizona	L 0-20	Hansell, Josh	4.50	2-0	10	3	0	0	0	18.0	15	10	9	8	16	.214	3	
			Tieding, Matt	5.06	3-1	17	3	0	0	0	32.0	33	23	18	7	15	.268	8	
			Stevenson, Owen	5.91	1-1	15	3	0	0	4	32.0	37	24	21	14	33	.289	3	
			Wainscott, Jesse	6.53	1-1	16	0	0	0	2	20.2	24	16	15	5	18	.293	4	
			Manning, Timmy	8.38	1-3	13	4	0	0	0	29.0	32	27	27	13	34	.278	3	
			Bodlovich, Christian	9.00	0-0	10	0	0	0	0	5.0	14	7	5	2	2	.500	3	
			Humphres, Austin	10.38	0-0	6	0	0	0	0	4.1	8	7	5	2	4	.400	1	
			Gardner, Dylan	11.12	0-0	8	0	0	0	0	5.2	5	7	7	8	4	.238	0	
			Rogers, Will	99.00	0-0	1	0	0	0	0	0.1	2	4	4	1	0	1.000	0	
			Totals	5.38	25-11	36	36	0	1	9	316.0	320	222	189	144	299	.262	37	
			Opponents	6.98	11-25	36	36	0	1	3	308.0	387	253	239	136	285	.310	50	

* = Conference game

PB - Team (7), Campos, R. 4, Newman, T. 2, Balholm, B. 1, Opp (8). Pickoffs - Team (2), Campos, R. 2, Opp (8). SBA/ATT - Campos, R. (32-36), Dunn, R. (13-14), Newman, T. (9-10), Curtis, K. (8-9), Manning, T. (7-7), Wainscott, J (5-5), Stevenson, O (2-3), Giblin, J. (1-3), Hansell, J. (2-2), Tieding, M. (1-2), Lebamoff, N. (1-1), Pivaroff, B. (1-1), Bodlovich, C (1-1), Balholm, B. (1-1).

Score by innings	1	2	3	4	5	6	7	8	9	Total
Arizona State	34	25	28	34	37	22	21	37	15	253
Opponents	36	24	33	18	18	25	23	31	14	222

Win-loss breakouts: Day 10-7; Night 15-4; vs Left 6-3; vs Right 19-8;
1-run games 5-2; 2-run games 4-0; 5+run games 8-6; Extra inns 0-0; Shutouts 1-1.
Current streak: Lost 1; Longest winning streak: 6; Longest losing streak: 5.
Attendance: Home 63704 (avg 3185); Away 62758 (avg 3922); Total 126462 (avg 3512).

2023 Sun Devil Baseball
Overall Statistics for Arizona State (as of Apr 20, 2023)
(All games Sorted by Batting avg)

Record: 25-11 Home: 17-3 Away: 7-8 Neutral: 1-0 Pac-12: 11-3

Player	avg	gp-gs	ab	r	h	2b	3b	hr	rbi	tb	slg%	bb	hp	so	gdp	ob%	sf	sh	sb-att	po	a	e	fld%
17 Campos, Ryan	.413	33-33	121	40	50	7	1	7	21	80	.661	26	3	12	2	.523	1	0	2-3	231	19	2	.992
7 Hill, Luke	.341	35-35	126	30	43	9	0	3	25	61	.484	18	2	27	2	.423	3	0	3-5	49	95	8	.947
6 Contrades, Nu'u	.341	34-34	138	30	47	6	0	7	30	74	.536	6	2	31	1	.372	2	0	5-6	17	50	6	.918
32 Keaschall, Luke	.340	36-36	141	35	48	15	1	7	33	86	.610	17	8	22	1	.440	0	1	13-14	67	97	5	.970
18 Tobias, Jacob	.338	35-35	130	18	44	3	4	5	38	70	.538	21	1	25	1	.429	2	0	1-1	206	14	1	.995
14 Crenshaw, Wyatt	.311	36-36	151	30	47	14	1	6	25	81	.536	8	2	34	1	.348	3	2	3-5	47	0	0	1.000
11 Vu, Kien	.286	26-17	70	13	20	3	1	1	6	28	.400	7	4	24	0	.383	0	1	3-4	54	3	0	1.000
24 Jackson, Isaiah	.243	34-32	107	18	26	7	0	5	19	48	.449	8	7	40	2	.323	5	2	4-8	79	1	2	.976
21 Rogers, Will	.188	25-22	80	11	15	3	0	3	9	27	.338	5	0	27	4	.230	2	0	2-2	21	2	2	.920

3 Mclain, Nick	.333	4-4	18	4	6	0	0	2	5	12	.667	1	0	4	1	.368	0	0	0-0	13	1	0	1.000
15 Newman, Trey	.282	12-10	39	5	11	1	0	0	3	12	.308	0	0	10	0	.282	0	2	0-0	59	8	1	.985
26 Cano, Willie	.279	15-12	43	7	12	2	0	1	11	17	.395	9	1	9	2	.400	2	1	0-0	1	1	0	1.000
25 Long, Ethan	.270	12-12	37	8	10	0	0	3	9	19	.514	8	3	7	3	.438	0	0	0-0	62	2	2	.970
35 Beheler, Reese	.214	9-2	14	2	3	0	0	0	1	3	.214	2	0	4	0	.313	0	0	0-0	3	0	0	1.000
2 Varnado, Drake	.167	7-1	12	2	2	0	0	0	1	2	.167	0	0	3	0	.167	0	0	0-0	6	7	0	1.000
41 Balholm, Bronson	.167	3-1	6	0	1	0	0	0	0	1	.167	0	0	1	0	.167	0	0	0-0	10	0	0	1.000
8 Weaver, Jonny	.143	7-2	14	0	2	0	0	0	1	2	.143	0	0	5	0	.143	0	0	0-1	8	2	0	1.000
Totals	.310	36	1247	253	387	70	8	50	237	623	.500	136	33	285	20	.387	20	9	36-49	948	328	33	.975
Opponents	.262	36	1222	222	320	60	7	37	204	505	.413	144	55	299	21	.360	21	7	42-48	924	303	27	.978

LOB - Team (268), Opp (279). DPs turned - Team (28), Opp (25). IBB - Team (5), Long, E. 2, Keaschall, L 1, Tobias, J. 1, Campos, R. 1, Opp (2). Picked off - Hill, L. 2, Crenshaw, W. 2, Keaschall, L 2, Contrades, N 1, Campos, R. 1.

(All games Sorted by Earned run avg)

Player	era	w-l	app	gs	cg	sho	sv	ip	h	r	er	bb	so	2b	3b	hr	b/avg	wp	hp	bk	sfa	sha
46 Dunn, Ross	3.69	4-2	9	9	0	0/0	0	39.0	35	28	16	24	58	4	2	2	.232	9	7	0	1	1
5 Curtis, Khristian	5.74	4-2	9	9	0	0/0	0	42.1	42	30	27	22	43	8	1	4	.258	5	5	0	2	0

45 Hanks, Ryan	0.00	0-0	1	0	0	0/0	0	0.1	1	0	0	1	1	1	0	0	.500	1	0	0	0	0
33 Peery, Brock	1.42	3-0	19	0	0	0/0	2	12.2	9	2	2	5	15	2	0	0	.209	0	9	0	0	1
38 Valdez, Tyler	2.08	0-0	5	0	0	0/0	0	4.1	3	1	1	2	4	1	0	0	.188	1	0	0	0	0
48 Armbruster, Will	2.70	0-0	3	0	0	0/0	0	3.1	4	1	1	0	0	1	0	1	.308	0	1	0	0	0
37 Lebamoff, Nolan	3.07	3-0	18	0	0	0/0	0	14.2	10	6	5	13	11	2	0	0	.185	0	0	0	0	1
40 Giblin, Jonah	4.45	1-0	12	5	0	0/1	0	32.1	31	18	16	11	23	8	0	3	.267	6	2	0	7	1
9 Pivaroff, Blake	4.50	2-1	18	0	0	0/0	1	20.0	15	11	10	6	18	2	0	2	.200	0	3	0	0	0
31 Hansell, Josh	4.50	2-0	10	3	0	0/0	0	18.0	15	10	9	8	16	3	1	3	.214	4	1	0	0	0
47 Tieding, Matt	5.06	3-1	17	3	0	0/0	0	32.0	33	23	18	7	15	5	0	8	.268	0	9	1	2	3
29 Stevenson, Owen	5.91	1-1	15	3	0	0/0	4	32.0	37	24	21	14	33	5	1	3	.289	1	4	0	0	0
39 Wainscott, Jesse	6.53	1-1	16	0	0	0/1	2	20.2	24	16	15	5	18	7	2	4	.293	4	2	0	4	0
12 Manning, Timmy	8.38	1-3	13	4	0	0/1	0	29.0	32	27	27	13	34	7	0	3	.278	3	4	0	3	0
10 Bodlovich, Christian	9.00	0-0	10	0	0	0/1	0	5.0	14	7	5	2	2	1	0	3	.500	1	0	0	0	0
28 Humphres, Austin	10.38	0-0	6	0	0	0/0	0	4.1	8	7	5	2	4	2	0	1	.400	2	4	0	1	0
19 Gardner, Dylan	11.12	0-0	8	0	0	0/0	0	5.2	5	7	7	8	4	1	0	0	.238	1	3	0	0	0
21 Rogers, Will	99.00	0-0	1	0	0	0/0	0	0.1	2	4	4	1	0	0	0	0	1.000	1	1	0	1	0
Totals	5.38	25-11	36	36	0	1/1	9	316.0	320	222	189	144	299	60	7	37	.262	39	55	1	21	7
Opponents	6.98	11-25	36	36	0	1/1	3	308.0	387	253	239	136	285	70	8	50	.310	21	33	1	20	9

PB - Team (7), Campos, R. 4, Newman, T. 2, Balholm, B. 1, Opp (8). Pickoffs - Team (2), Campos, R. 2, Opp (8). SBA/ATT - Campos, R. (32-36), Dunn, R. (13-14), Newman, T. (9-10), Curtis, K. (8-9), Manning, T. (7-7), Wainscott, J (5-5), Stevenson, O (2-3), Giblin, J. (1-3), Hansell, J. (2-2), Tieding, M. (1-2), Lebamoff, N. (1-1), Pivaroff, B. (1-1), Bodlovich, C (1-1), Balholm, B. (1-1).

2023 Sun Devil Baseball
Overall Statistics for Arizona State (as of Apr 20, 2023)
(All games Sorted by Fielding pct)

Player	c	po	a	e	fld%	dp	sba	csb	sba%	pb	ci
11 Vu, Kien	57	54	3	0	1.000	0	0	0	---	0	0
14 Crenshaw, Wyatt	47	47	0	0	1.000	0	0	0	---	0	0
3 McClain, Nick	14	13	1	0	1.000	1	0	0	---	0	0
2 Varnado, Drake	13	6	7	0	1.000	1	0	0	---	0	0
8 Weaver, Jonny	10	8	2	0	1.000	2	0	0	---	0	0
41 Balholm, Bronson	10	10	0	0	1.000	0	1	0	1.000	1	0
5 Curtis, Khristian	9	6	3	0	1.000	1	8	1	.889	0	0
40 Giblin, Jonah	5	1	4	0	1.000	1	1	2	.333	0	0
29 Stevenson, Owen	4	1	3	0	1.000	0	2	1	.667	0	0
39 Wainscott, Jesse	4	2	2	0	1.000	0	5	0	1.000	0	0
31 Hansell, Josh	4	1	3	0	1.000	0	2	0	1.000	0	0
35 Beheler, Reese	3	3	0	0	1.000	0	0	0	---	0	0
9 Pivaroff, Blake	2	2	0	0	1.000	0	1	0	1.000	0	0
26 Cano, Willie	2	1	1	0	1.000	0	0	0	---	0	0
48 Armbruster, Will	1	0	1	0	1.000	0	0	0	---	0	0
33 Peery, Brock	1	0	1	0	1.000	0	0	0	---	0	0
19 Gardner, Dylan	1	0	1	0	1.000	0	0	0	---	0	0
10 Bodlovich, Christian	1	0	1	0	1.000	0	1	0	1.000	0	0
12 Manning, Timmy	1	0	1	0	1.000	0	7	0	1.000	0	0
18 Tobias, Jacob	221	206	14	1	.995	15	0	0	---	0	0
17 Campos, Ryan	252	231	19	2	.992	1	32	4	.889	4	0
15 Newman, Trey	68	59	8	1	.985	0	9	1	.900	2	0
24 Jackson, Isaiah	82	79	1	2	.976	0	0	0	---	0	0
32 Keaschall, Luke	169	67	97	5	.970	18	0	0	---	0	0
25 Long, Ethan	66	62	2	2	.970	7	0	0	---	0	0
7 Hill, Luke	152	49	95	8	.947	19	0	0	---	0	0
21 Rogers, Will	25	21	2	2	.920	0	0	0	---	0	0
6 Contrades, Nu'u	73	17	50	6	.918	4	0	0	---	0	0
47 Tieding, Matt	6	2	3	1	.833	0	1	1	.500	0	0
46 Dunn, Ross	6	0	3	3	.500	0	13	1	.929	0	0
28 Humphres, Austin	0	0	0	0	.000	0	0	0	---	0	0
45 Hanks, Ryan	0	0	0	0	.000	0	0	0	---	0	0
37 Lebamoff, Nolan	0	0	0	0	.000	0	1	0	1.000	0	0
38 Valdez, Tyler	0	0	0	0	.000	0	0	0	---	0	0
Totals	1309	948	328	33	.975	28	42	6	.875	7	0
Opponents	1254	924	303	27	.978	25	36	13	.735	8	0

Hitting minimums - 1 Games 2.0 TPA/Game
Pitching minimums - 1 Games 0.9 IP/Game

2023 Sun Devil Baseball
Game Results for Arizona State (as of Apr 20, 2023)
(All games)

Date	Opponent	Score	Inns	Overall	Pac-12	Pitcher of record	Attend	Time
Feb 17, 2023	SAN DIEGO STATE	w 6-5	9	1-0-0	0-0-0	Peery, B. (W 1-0)	3180	3:15
Feb 18, 2023	SAN DIEGO STATE	w 5-3	9	2-0-0	0-0-0	Curtis, K. (W 1-0)	3026	3:24
Feb 19, 2023	SAN DIEGO STATE	w 1-0	9	3-0-0	0-0-0	Wainscott, J (W 1-0)	3085	2:40
Feb 21, 2023	UNLV	w 6-3	9	4-0-0	0-0-0	Tieding, M. (W 1-0)	2428	2:35
Feb 24, 2023	at Mississippi State	w 13-4	9	5-0-0	0-0-0	Dunn, R. (W 1-0)	11136	3:24
Feb 25, 2023	at Mississippi State	L 1-5	9	5-1-0	0-0-0	Curtis, K. (L 1-1)	14320	2:24
Feb 26, 2023	at Mississippi State	L 3-16	9	5-2-0	0-0-0	Manning, T. (L 0-1)	11043	2:53
Mar 01, 2023	NORTH DAKOTA STATE	w 10-9	9	6-2-0	0-0-0	Lebamoff, N. (W 1-0)	2085	2:55
Mar 03, 2023	UC IRVINE	L 6-16	9	6-3-0	0-0-0	Dunn, R. (L 1-1)	2507	3:15
Mar 04, 2023	UC IRVINE	L 9-10	9	6-4-0	0-0-0	Curtis, K. (L 1-2)	2422	3:14
Mar 05, 2023	UC IRVINE	L 2-7	9	6-5-0	0-0-0	Manning, T. (L 0-2)	2609	2:35
Mar 07, 2023	at #13 Oklahoma State	L 4-8	9	6-6-0	0-0-0	Pivaroff, B. (L 0-1)	4233	2:51
Mar 08, 2023	at #13 Oklahoma State	L 4-7	9	6-7-0	0-0-0	Stevenson, O (L 0-1)	4086	2:41
Mar 10, 2023	UC DAVIS	w 7-1	9	7-7-0	0-0-0	Dunn, R. (W 2-1)	2928	2:31
Mar 11, 2023	UC DAVIS	w 6-4	9	8-7-0	0-0-0	Curtis, K. (W 2-2)	2538	2:25
Mar 12, 2023	UC DAVIS	w 17-4	9	9-7-0	0-0-0	Giblin, J. (W 1-0)	2725	2:33
Mar 14, 2023	UTAH TECH	w 9-1	9	10-7-0	0-0-0	Stevenson, O (W 1-1)	2581	2:20
* Mar 17, 2023	at Utah	w 9-7	9	11-7-0	1-0-0	Dunn, R. (W 3-1)	286	3:04
* Mar 18, 2023	at Utah	w 15-9	9	12-7-0	2-0-0	Tieding, M. (W 2-0)	1457	3:26
* Mar 19, 2023	at Utah	L 6-11	9	12-8-0	2-1-0	Wainscott, J (L 1-1)	1433	2:40
Mar 22, 2023	#25 GRAND CANYON	w 11-1	9	13-8-0	2-1-0	Hansell, J. (W 1-0)	3394	2:45
* Mar 24, 2023	ARIZONA	w 6-5	9	14-8-0	3-1-0	Tieding, M. (W 3-0)	6370	2:30
* Mar 25, 2023	ARIZONA	w 7-4	9	15-8-0	4-1-0	Lebamoff, N. (W 2-0)	5753	2:45
* Mar 26, 2023	ARIZONA	w 10-6	9	16-8-0	5-1-0	Manning, T. (W 1-2)	5027	2:30
Mar 28, 2023	vs UNLV	w 6-2	9	17-8-0	5-1-0	Lebamoff, N. (W 3-0)	800	2:28
* Mar 31, 2023	at CAL	w 4-1	9	18-8-0	6-1-0	Dunn, R. (W 4-1)	494	2:51
* Apr 01, 2023	at CAL	L 4-5	9	18-9-0	6-2-0	Tieding, M. (L 3-1)	407	2:40
* Apr 02, 2023	at CAL	w 15-10	9	19-9-0	7-2-0	Pivaroff, B. (W 1-1)	774	3:20
Apr 04, 2023	SEATTLE U	w 11-6	9	20-9-0	7-2-0	Hansell, J. (W 2-0)	2336	3:22
* Apr 06, 2023	WASHINGTON STATE	w 6-5	9	21-9-0	8-2-0	Peery, B. (W 2-0)	2644	2:55
* Apr 07, 2023	WASHINGTON STATE	w 6-2	9	22-9-0	9-2-0	Pivaroff, B. (W 2-1)	3187	3:15
* Apr 08, 2023	WASHINGTON STATE	w 4-1	9	23-9-0	10-2-0	Curtis, K. (W 3-2)	2879	2:27
Apr 11, 2023	at Grand Canyon	w 13-10	9	24-9-0	10-2-0	Peery, B. (W 3-0)	4311	3:19
* Apr 14, 2023	at Washington	L 3-8	9	24-10-0	10-3-0	Dunn, R. (L 4-2)	1459	2:27
* Apr 15, 2023	at Washington	w 8-6	9	25-10-0	11-3-0	Curtis, K. (W 4-2)	1493	3:01
Apr 19, 2023	at Arizona	L 0-20	9	25-11-0	11-3-0	Manning, T. (L 1-3)	5026	2:36

* = Conference game

() extra inning game

2023 Sun Devil Baseball
Games Summary for Arizona State (as of Apr 20, 2023)
(All games)

Score by innings	1	2	3	4	5	6	7	8	9	Total
Arizona State	34	25	28	34	37	22	21	37	15	253
Opponents	36	24	33	18	18	25	23	31	14	222

Record when ...										
Overall	25-11							After 6 leading	21-2	
Conference	11-3						 trailing	3-9	
Non-Conference	14-8						 tied	1-0	
Home games	17-3							After 7 leading	22-1	
Away games	7-8						 trailing	3-9	
Neutral site	1-0						 tied	0-1	
Day games	10-7							After 8 leading	23-0	
Night games	15-4						 trailing	1-10	
vs Left starter	6-3						 tied	1-1	
vs Right starter	19-8									
1-Run games	5-2							Hit 0 home runs	5-4	
2-Run games	4-0							... 1 home run	6-4	
5+Run games	8-6							... 2+ home runs	14-3	
Extra innings	0-0									
Shutouts	1-1							Opponent 0 home runs	14-2	
							 1 home run	5-4	
							 2+ HRs	6-5	
Scoring 0-2 runs	1-3							Made 0 errors	11-3	
..... 3-5 runs	3-5						 1 error	11-4	
..... 6-9 runs	12-3						 2+ errors	3-4	
..... 10+ runs	9-0									
Opponent 0-2 runs	8-0							Opp. made 0 errors	11-7	
..... 3-5 runs	9-2						 1 error	10-2	
..... 6-9 runs	6-4						 2+ errors	4-2	
..... 10+ runs	2-5									
Scored in 1st inning	13-4							Out-hit opponent	19-2	
Opp. scored in 1st	9-7							Out-hit by opponent	3-8	
Scores first	15-5							Hits are tied	3-1	
Opp. scores first	10-6									

Record when team scores:											
Runs	0	1	2	3	4	5	6	7	8	9	10+
W-L	0-1	1-1	0-1	0-2	2-3	1-0	7-2	2-0	1-0	2-1	9-0

Record when opponent scores:											
Runs	0	1	2	3	4	5	6	7	8	9	10+
W-L	1-0	5-0	2-0	2-0	4-0	3-2	3-0	1-2	0-2	2-0	2-5

Record when leading after:											
Inn.	1	2	3	4	5	6	7	8			
W-L	10-2	12-2	14-1	15-1	18-2	21-2	22-1	23-0			

Record when trailing after:											
Inn.	1	2	3	4	5	6	7	8			
W-L	6-6	6-8	6-8	6-8	5-9	3-9	3-9	1-10			

Record when tied after:											
Inn.	1	2	3	4	5	6	7	8			
W-L	9-3	7-1	5-2	4-2	2-0	1-0	0-1	1-1			

Current losing streak: 1
Longest winning streak: 6
Longest losing streak: 5

Home attendance : 63704 (20 dates avg = 3185)
Away attendance : 62758 (16 dates avg = 3922)
Total attendance: 126462 (36 dates avg = 3512)

2023 Sun Devil Baseball
Team Game-by-Game for Arizona State (as of Apr 20, 2023)
Batting (All games)

Date	Opponent	ab	r	h	rbi	2b	3b	hr	tb	bb	ibb	sb	cs	hbp	sac	sf	gdp	k	po	a	e	lob	avg
Feb 17	SAN DIEGO STATE	32	6	14	6	3	1	1	22	5	2	2	0	2	1	1	1	4	27	14	3	10	.438
Feb 18	SAN DIEGO STATE	25	5	5	5	1	0	2	12	3	0	0	0	2	0	2	2	8	27	7	0	3	.333
Feb 19	SAN DIEGO STATE	27	1	8	1	2	0	0	10	3	0	0	1	1	0	0	1	6	27	7	0	6	.321
Feb 21	UNLV	31	6	10	6	3	0	3	22	4	1	2	1	1	0	1	0	6	27	9	1	7	.322
Feb 24	at Mississippi State	38	13	12	12	0	1	2	20	12	0	0	0	1	0	1	0	11	27	10	2	12	.320
Feb 25	at Mississippi State	31	1	5	1	0	0	0	5	2	0	1	0	2	0	0	0	10	24	12	0	7	.293
Feb 26	at Mississippi State	34	3	8	2	0	0	2	14	5	0	2	0	0	0	0	0	12	24	5	0	9	.284
Mar 01	NORTH DAKOTA S	33	10	11	10	1	1	3	23	5	0	3	0	2	1	1	1	3	27	7	1	7	.291
Mar 03	UC IRVINE	40	6	15	6	1	0	3	25	1	0	1	0	0	0	1	1	9	27	11	4	9	.302
Mar 04	UC IRVINE	30	9	6	9	1	1	0	9	9	0	0	0	1	0	1	1	8	27	11	1	5	.293
Mar 05	UC IRVINE	33	2	7	2	1	0	1	11	0	0	0	0	1	0	0	1	9	27	15	1	5	.285
Mar 07	at Oklahoma State	32	4	7	4	2	0	0	9	6	0	2	1	2	0	0	0	10	24	10	2	9	.280
Mar 08	at Oklahoma State	33	4	7	3	3	0	1	13	5	0	0	0	0	0	0	1	13	24	8	0	7	.274
Mar 10	UC DAVIS	38	7	17	6	1	0	0	18	1	0	1	1	1	0	1	1	3	27	8	0	10	.289
Mar 11	UC DAVIS	30	6	8	5	1	0	1	12	4	1	1	1	0	0	1	1	3	27	12	0	5	.287
Mar 12	UC DAVIS	42	17	20	17	7	0	2	33	6	0	0	0	0	0	1	0	4	27	7	0	8	.302
Mar 14	UTAH TECH	34	9	8	8	1	0	2	15	4	0	3	0	0	0	0	1	6	27	9	1	5	.298
*Mar 17	at Utah	41	9	13	9	6	0	1	22	4	0	0	0	1	0	0	0	11	27	11	3	10	.300
*Mar 18	at Utah	41	15	18	14	4	0	2	28	7	0	2	0	1	1	1	2	5	27	10	0	9	.309
*Mar 19	at Utah	36	6	11	6	1	0	1	15	1	0	1	0	3	0	1	1	9	24	16	1	8	.308
Mar 22	GRAND CANYON	41	11	14	8	4	1	0	20	1	0	2	0	0	0	0	0	7	27	8	1	7	.310
*Mar 24	ARIZONA	31	6	7	6	1	0	2	14	0	0	0	1	2	0	0	0	10	27	5	1	3	.307
*Mar 25	ARIZONA	34	7	11	7	4	0	1	18	4	1	2	0	1	2	0	0	11	27	8	1	10	.307
*Mar 26	ARIZONA	34	10	15	10	2	0	4	29	2	0	0	2	0	0	2	1	5	27	10	0	4	.313
Mar 28	vs UNLV	35	6	11	5	2	1	1	18	3	0	2	0	1	0	1	0	9	27	11	0	7	.313
*Mar 31	at CAL	38	4	14	3	1	0	0	15	2	0	0	1	0	1	1	0	12	27	4	0	11	.315
*Apr 01	at CAL	37	4	8	4	1	0	1	12	3	0	0	0	0	0	0	0	13	24	6	1	9	.311
*Apr 02	at CAL	44	15	19	13	2	0	0	21	7	0	3	0	1	1	1	0	5	27	8	1	12	.317
Apr 04	SEATTLE U	36	11	14	11	2	1	1	21	8	0	1	1	2	0	1	0	10	27	6	1	12	.319
*Apr 06	WASHINGTON STA	32	6	8	6	2	0	2	16	3	0	0	0	0	1	1	0	6	27	8	0	6	.317
*Apr 07	WASHINGTON STA	31	6	8	5	0	0	2	14	4	0	3	0	1	0	0	1	8	27	9	1	6	.316
*Apr 08	WASHINGTON STA	29	4	7	4	0	0	3	16	1	0	0	0	1	0	0	1	4	27	6	1	3	.314
Apr 11	at Grand Canyon	42	13	16	13	5	0	2	27	5	0	2	1	1	0	0	0	8	27	9	0	8	.316
*Apr 14	at Washington	31	3	5	3	0	1	2	13	3	0	0	0	0	1	0	0	12	24	16	2	5	.312
*Apr 15	at Washington	39	8	15	7	4	0	2	25	2	0	0	2	1	0	0	1	5	27	9	1	7	.314
Apr 19	at Arizona	32	0	5	0	1	0	0	6	1	0	0	0	1	0	0	1	10	24	6	2	7	.310
Totals		1247	253	387	237	70	8	50	623	136	5	36	13	33	9	20	20	285	948	328	33	268	.310

2023 Sun Devil Baseball
Team Game-by-Game for Arizona State (as of Apr 20, 2023)
Pitching (All games)

Date	Opponent	ip	h	r	er	bb	so	2b	3b	hr	wp	bk	hbp	dp	ibb	score	w-l	sv	era
Feb 17	SAN DIEGO STATE	9.0	9	5	4	6	3	1	0	0	1	0	1	2	0	6-5	1-0	0	4.00
Feb 18	SAN DIEGO STATE	9.0	8	3	3	3	9	2	0	0	0	0	2	1	0	5-3	2-0	1	3.50
Feb 19	SAN DIEGO STATE	9.0	5	0	0	1	13	3	1	0	1	0	2	0	0	1-0	3-0	1	2.33
Feb 21	UNLV	9.0	9	3	3	2	8	2	0	0	1	0	2	0	0	6-3	4-0	2	2.50
Feb 24	at Mississippi State	9.0	7	4	4	7	10	2	0	0	1	0	2	3	0	13-4	5-0	2	2.80
Feb 25	at Mississippi State	8.0	6	5	5	5	7	0	0	0	2	0	0	0	0	1-5	5-1	2	3.23
Feb 26	at Mississippi State	8.0	15	16	16	5	9	1	0	3	3	0	2	1	0	3-16	5-2	2	5.16
Mar 01	NORTH DAKOTA S	9.0	11	9	8	1	8	3	1	3	0	0	3	0	0	10-9	6-2	2	5.53
Mar 03	UC IRVINE	9.0	13	16	6	6	10	2	1	2	1	0	2	0	0	6-16	6-3	2	5.58
Mar 04	UC IRVINE	9.0	10	10	9	7	7	2	1	1	1	0	6	3	0	9-10	6-4	2	5.93
Mar 05	UC IRVINE	9.0	9	7	7	7	6	2	0	1	0	0	1	3	0	2-7	6-5	2	6.03
Mar 07	at Oklahoma State	8.0	9	8	7	8	5	1	0	1	1	1	0	0	1	4-8	6-6	2	6.17
Mar 08	at Oklahoma State	8.0	11	7	7	4	5	0	0	2	1	0	0	0	0	4-7	6-7	2	6.29
Mar 10	UC DAVIS	9.0	4	1	1	3	12	1	0	0	0	0	2	1	0	7-1	7-7	2	5.90
Mar 11	UC DAVIS	9.0	6	4	4	3	7	2	0	1	0	0	2	1	0	6-4	8-7	3	5.77
Mar 12	UC DAVIS	9.0	10	4	4	0	6	3	0	2	0	0	1	1	0	17-4	9-7	3	5.66
Mar 14	UTAH TECH	9.0	5	1	0	0	15	2	0	0	0	0	1	1	0	9-1	10-7	3	5.32
*Mar 17	at Utah	9.0	7	7	3	2	9	2	0	1	0	0	4	0	0	9-7	11-7	4	5.18
*Mar 18	at Utah	9.0	10	9	9	7	7	2	0	0	1	0	2	0	0	15-9	12-7	4	5.39
*Mar 19	at Utah	8.0	11	11	11	5	4	0	0	1	3	0	3	1	1	6-11	12-8	4	5.71
Mar 22	GRAND CANYON	9.0	6	1	0	2	8	1	0	0	0	0	1	0	0	11-1	13-8	4	5.43
*Mar 24	ARIZONA	9.0	9	5	5	4	10	0	1	2	0	0	2	0	0	6-5	14-8	5	5.41
*Mar 25	ARIZONA	9.0	7	4	3	3	8	1	0	0	1	0	1	1	0	7-4	15-8	6	5.30
*Mar 26	ARIZONA	9.0	8	6	6	3	7	2	0	1	1	0	0	1	0	10-6	16-8	6	5.33
Mar 28	vs UNLV	9.0	6	2	2	3	10	2	1	0	2	0	0	0	0	6-2	17-8	6	5.20
*Mar 31	at CAL	9.0	3	1	1	5	11	0	0	0	2	0	2	1	0	4-1	18-8	7	5.03
*Apr 01	at CAL	8.0	7	5	4	3	10	0	0	2	0	0	0	0	0	4-5	18-9	7	5.01
*Apr 02	at CAL	9.0	11	10	8	3	3	2	0	3	3	0	0	1	0	15-10	19-9	7	5.12
Apr 04	SEATTLE U	9.0	8	6	5	8	7	3	0	0	2	0	0	1	0	11-6	20-9	7	5.12
*Apr 06	WASHINGTON STA	9.0	8	5	5	1	10	2	0	2	0	0	3	0	0	6-5	21-9	7	5.11
*Apr 07	WASHINGTON STA	9.0	8	2	2	8	15	2	0	0	2	0	0	1	0	6-2	22-9	8	5.01
*Apr 08	WASHINGTON STA	9.0	5	1	1	1	13	2	0	1	0	0	1	0	0	4-1	23-9	9	4.88
Apr 11	at Grand Canyon	9.0	18	10	10	3	6	5	1	1	1	0	1	0	0	13-10	24-9	9	5.04
*Apr 14	at Washington	8.0	8	8	4	8	9	0	0	0	6	0	2	2	0	3-8	24-10	9	5.03
*Apr 15	at Washington	9.0	14	6	5	2	6	0	0	2	0	0	0	1	0	8-6	25-10	9	5.03
Apr 19	at Arizona	8.0	19	20	17	5	6	5	0	5	2	0	4	1	0	0-20	25-11	9	5.38
Totals		316.0	320	222	189	144	299	60	7	37	39	1	55	28	2	253-222	25-11	9	5.38

2023 Sun Devil Baseball
Miscellaneous Stats for Arizona State (as of Apr 20, 2023)
(All games)

Multiple Hit Games	2	3	4	5+	Total
32 Keaschall, Luke	12	3	1	-	16
18 Tobias, Jacob	13	3	-	-	16
17 Campos, Ryan	9	5	1	-	15
14 Crenshaw, Wyatt	11	3	-	-	14
6 Contrades, Nu'u	7	3	3	-	13
7 Hill, Luke	8	4	-	-	12
24 Jackson, Isaiah	8	-	-	-	8
26 Cano, Willie	2	1	-	-	3
25 Long, Ethan	3	-	-	-	3
21 Rogers, Will	2	1	-	-	3
11 Vu, Kien	2	1	-	-	3
15 Newman, Trey	2	1	-	-	3
3 McLain, Nick	-	1	-	-	1
TEAM	79	26	5	0	110

Multiple RBI Games	2	3	4	5+	Total
18 Tobias, Jacob	8	3	1	-	12
32 Keaschall, Luke	4	3	1	1	9
14 Crenshaw, Wyatt	8	1	-	-	9
6 Contrades, Nu'u	3	3	1	1	8
7 Hill, Luke	1	3	-	1	5
24 Jackson, Isaiah	4	-	-	-	4
25 Long, Ethan	2	1	-	-	3
21 Rogers, Will	3	-	-	-	3
17 Campos, Ryan	1	2	-	-	3
26 Cano, Willie	3	-	-	-	3
3 McLain, Nick	-	-	1	-	1
TEAM	37	16	4	3	60

Hitting Streaks	Longest	Current
32 Keaschall, Luke	11	2
17 Campos, Ryan	11	3
18 Tobias, Jacob	11	-
7 Hill, Luke	8	-
6 Contrades, Nu'u	8	2
14 Crenshaw, Wyatt	8	4
11 Vu, Kien	7	-
15 Newman, Trey	7	-
25 Long, Ethan	5	-
3 McLain, Nick	4	4
26 Cano, Willie	4	-
21 Rogers, Will	3	-
24 Jackson, Isaiah	3	-
35 Beheler, Reese	2	-
2 Varnado, Drake	1	-
8 Weaver, Jonny	1	-
41 Balholm, Bronson	1	1

Reached Base Streaks	Longest	Current
17 Campos, Ryan	31	31
18 Tobias, Jacob	30	-
7 Hill, Luke	16	-
32 Keaschall, Luke	15	2
11 Vu, Kien	11	-
25 Long, Ethan	10	-
14 Crenshaw, Wyatt	10	4
6 Contrades, Nu'u	8	2
15 Newman, Trey	7	-
24 Jackson, Isaiah	5	2
3 McLain, Nick	4	4
26 Cano, Willie	4	-
21 Rogers, Will	3	-
35 Beheler, Reese	2	-
41 Balholm, Bronson	1	1
2 Varnado, Drake	1	-
8 Weaver, Jonny	1	-

2023 Sun Devil Baseball
Miscellaneous Stats for Arizona State (as of Apr 20, 2023)
(All games)

Starting Lineup By Position
(Team W-L record when starter)

PITCHER:		
46 Dunn, Ross	9	(7-2)
5 Curtis, Khristian	9	(6-3)
40 Giblin, Jonah	5	(4-1)
12 Manning, Timmy	4	(1-3)
29 Stevenson, Owen	3	(2-1)
31 Hansell, Josh	3	(3-0)
47 Tieding, Matt	3	(2-1)
CATCHER:		
17 Campos, Ryan	25	(18-7)
15 Newman, Trey	10	(6-4)
41 Balholm, Bronson	1	(1-0)
FIRST BASE:		
18 Tobias, Jacob	28	(20-8)
25 Long, Ethan	8	(5-3)
SECOND BASE:		
32 Keaschall, Luke	36	(25-11)
THIRD BASE:		
6 Contrades, Nu'u	34	(24-10)
26 Cano, Willie	1	(0-1)
8 Weaver, Jonny	1	(1-0)
SHORTSTOP:		
7 Hill, Luke	35	(24-11)
2 Varnado, Drake	1	(1-0)
LEFT FIELD:		
21 Rogers, Will	16	(11-5)
11 Vu, Kien	10	(8-2)
17 Campos, Ryan	8	(6-2)
14 Crenshaw, Wyatt	2	(0-2)
CENTER FIELD:		
24 Jackson, Isaiah	32	(22-10)
11 Vu, Kien	4	(3-1)
RIGHT FIELD:		
14 Crenshaw, Wyatt	28	(22-6)
3 McClain, Nick	4	(2-2)
11 Vu, Kien	3	(1-2)
25 Long, Ethan	1	(0-1)
DESIGNATED HITTER:		
26 Cano, Willie	11	(10-1)
18 Tobias, Jacob	7	(4-3)
14 Crenshaw, Wyatt	6	(3-3)
21 Rogers, Will	6	(5-1)
25 Long, Ethan	3	(1-2)
35 Beheler, Reese	2	(1-1)
8 Weaver, Jonny	1	(1-0)

Starting Lineup By Lineup Spot
(Team W-L record when starter)

LEADOFF:		
14 Crenshaw, Wyatt	21	(16-5)
32 Keaschall, Luke	11	(6-5)
3 McClain, Nick	2	(1-1)
11 Vu, Kien	2	(2-0)
2ND SPOT:		
6 Contrades, Nu'u	14	(11-3)
7 Hill, Luke	11	(8-3)
14 Crenshaw, Wyatt	9	(4-5)
17 Campos, Ryan	2	(2-0)
3RD SPOT:		
17 Campos, Ryan	31	(22-9)
25 Long, Ethan	2	(2-0)
3 McClain, Nick	2	(1-1)
32 Keaschall, Luke	1	(0-1)
CLEANUP:		
32 Keaschall, Luke	23	(19-4)
25 Long, Ethan	10	(4-6)
18 Tobias, Jacob	3	(2-1)
5TH SPOT:		
18 Tobias, Jacob	29	(22-7)
21 Rogers, Will	4	(3-1)
7 Hill, Luke	2	(0-2)
32 Keaschall, Luke	1	(0-1)
6TH SPOT:		
7 Hill, Luke	14	(10-4)
21 Rogers, Will	7	(5-2)
26 Cano, Willie	4	(4-0)
6 Contrades, Nu'u	4	(3-1)
18 Tobias, Jacob	3	(0-3)
24 Jackson, Isaiah	2	(2-0)
14 Crenshaw, Wyatt	1	(0-1)
8 Weaver, Jonny	1	(1-0)
7TH SPOT:		
24 Jackson, Isaiah	17	(11-6)
14 Crenshaw, Wyatt	5	(5-0)
21 Rogers, Will	5	(3-2)
7 Hill, Luke	4	(2-2)
11 Vu, Kien	2	(2-0)
26 Cano, Willie	2	(2-0)
6 Contrades, Nu'u	1	(0-1)
8TH SPOT:		
24 Jackson, Isaiah	9	(5-4)
21 Rogers, Will	6	(5-1)
26 Cano, Willie	6	(4-2)
11 Vu, Kien	4	(2-2)
7 Hill, Luke	4	(4-0)
15 Newman, Trey	3	(3-0)
35 Beheler, Reese	2	(1-1)
6 Contrades, Nu'u	2	(1-1)
9TH SPOT:		
6 Contrades, Nu'u	13	(9-4)
11 Vu, Kien	9	(6-3)
15 Newman, Trey	7	(3-4)
24 Jackson, Isaiah	4	(4-0)
2 Varnado, Drake	1	(1-0)
41 Balholm, Bronson	1	(1-0)
8 Weaver, Jonny	1	(1-0)

STARTERS SUMMARY

[illegible]

2023 Sun Devil Baseball
Season Game Highs for Arizona State (as of Apr 20, 2023)
(All games)

TEAM GAME HIGHS

Batting

At bats:	44	-	at CAL (Apr 02, 2023)
Runs scored:	17	-	vs UC Davis (Mar 12, 2023)
Hits:	20	-	vs UC Davis (Mar 12, 2023)
RBIs:	17	-	vs UC Davis (Mar 12, 2023)
Doubles:	7	-	vs UC Davis (Mar 12, 2023)
Triples:	1	-	(8 times)
Home runs:	4	-	vs Arizona (Mar 26, 2023)
Total bases:	33	-	vs UC Davis (Mar 12, 2023)
Walks:	12	-	at Mississippi State (Feb 24, 2023)
Strikeouts:	13	-	at Oklahoma State (Mar 08, 2023)
	13	-	at CAL (Apr 01, 2023)
Sac hits:	2	-	vs Arizona (Mar 25, 2023)
Sac flies:	2	-	vs San Diego State (Feb 18, 2023)
	2	-	vs Arizona (Mar 26, 2023)
Stolen bases:	3	-	(4 times)
Hit by pitch:	3	-	at Utah (Mar 19, 2023)
Caught stealing:	2	-	vs Arizona (Mar 26, 2023)
	2	-	at Washington (Apr 15, 2023)
Runners LOB:	12	-	at Mississippi State (Feb 24, 2023)
	12	-	at CAL (Apr 02, 2023)
	12	-	vs Seattle U (Apr 04, 2023)
Hit into DP:	2	-	(4 times)

Fielding

Putouts:	27	-	(28 times)
Assists:	16	-	at Utah (Mar 19, 2023)
	16	-	at Washington (Apr 14, 2023)
Errors:	4	-	vs UC Irvine (Mar 03, 2023)
Passed balls:	1	-	(7 times)
DPs turned:	3	-	at Mississippi State (Feb 24, 2023)
	3	-	vs UC Irvine (Mar 04, 2023)
	3	-	vs UC Irvine (Mar 05, 2023)

Pitching

Innings pitched:	9.0	-	(28 times)
Runs allowed:	20	-	at Arizona (Apr 19, 2023)
Earned runs:	17	-	at Arizona (Apr 19, 2023)
Walks allowed:	8	-	(4 times)
Strikeouts:	15	-	vs Utah Tech (Mar 14, 2023)
	15	-	vs Washington State (Apr 07, 2023)
Hits allowed:	19	-	at Arizona (Apr 19, 2023)
Doubles allowed:	5	-	at Grand Canyon (Apr 11, 2023)
	5	-	at Arizona (Apr 19, 2023)
Triples allowed:	1	-	(7 times)
Homers allowed:	5	-	at Arizona (Apr 19, 2023)
Wild pitches:	6	-	at Washington (Apr 14, 2023)
Hit batters:	6	-	vs UC Irvine (Mar 04, 2023)

2023 Sun Devil Baseball
Season Game Highs for Arizona State (as of Apr 20, 2023)
(All games)

INDIVIDUAL GAME HIGHS

Batting

At bats:	6	-	(8 times)
Runs scored:	4	-	Hill, Luke vs UC Davis (Mar 12, 2023)
	4	-	Contrades, Nu'u at Utah (Mar 18, 2023)
Hits:	4	-	(5 times)
RBI:	5	-	Keaschall, Luke vs Arizona (Mar 24, 2023)
	5	-	Contrades, Nu'u vs Arizona (Mar 25, 2023)
	5	-	Hill, Luke at Grand Canyon (Apr 11, 2023)
Doubles:	3	-	Hill, Luke vs UC Davis (Mar 12, 2023)
Triples:	1	-	(8 times)
Home runs:	2	-	Keaschall, Luke vs Arizona (Mar 24, 2023)
Total bases:	8	-	(4 times)
Walks:	3	-	(4 times)
Strikeouts:	5	-	Jackson, Isaiah at Mississippi State (Feb 24, 2023)
Sac hits:	1	-	(9 times)
Sac flies:	2	-	Tobias, Jacob vs Arizona (Mar 26, 2023)
Stolen bases:	2	-	Keaschall, Luke at CAL (Apr 02, 2023)
	2	-	Keaschall, Luke vs Washington State (Apr 07, 2023)
Hit by pitch:	1	-	(33 times)
Caught stealing:	1	-	(13 times)
Runners LOB:	6	-	Jackson, Isaiah at Oklahoma State (Mar 07, 2023)
	6	-	Newman, Trey at CAL (Apr 02, 2023)
	6	-	Newman, Trey vs Seattle U (Apr 04, 2023)

Fielding

Putouts:	15	-	Campos, Ryan vs Washington State (Apr 07, 2023)
Assists:	6	-	(4 times)
Errors:	2	-	Hill, Luke at Utah (Mar 17, 2023)
Passed balls:	1	-	(7 times)

Pitching

Innings pitched:	6.0	-	Dunn, Ross vs UC Davis (Mar 10, 2023)
	6.0	-	Curtis, Khristian vs Washington State (Apr 08, 2023)
Runs allowed:	9	-	Dunn, Ross vs UC Irvine (Mar 03, 2023)
Earned runs:	6	-	Manning, Timmy at Mississippi State (Feb 26, 2023)
	6	-	Stevenson, Owen at Oklahoma State (Mar 08, 2023)
	6	-	Manning, Timmy at Arizona (Apr 19, 2023)
Walks allowed:	5	-	Curtis, Khristian at Mississippi State (Feb 25, 2023)
	5	-	Dunn, Ross vs Washington State (Apr 07, 2023)
	5	-	Dunn, Ross at Washington (Apr 14, 2023)
Strikeouts:	9	-	Curtis, Khristian at CAL (Apr 01, 2023)
	9	-	Dunn, Ross vs Washington State (Apr 07, 2023)
	9	-	Dunn, Ross at Washington (Apr 14, 2023)
Hits allowed:	9	-	Stevenson, Owen at Oklahoma State (Mar 08, 2023)
	9	-	Curtis, Khristian at Washington (Apr 15, 2023)
Doubles allowed:	2	-	(9 times)
Triples allowed:	1	-	(7 times)
Homers allowed:	2	-	(6 times)
Wild pitches:	5	-	Dunn, Ross at Washington (Apr 14, 2023)

Hit batters: 3 - Dunn, Ross at Utah (Mar 17, 2023)

2023 Sun Devil Baseball
 Starter Statistics for Arizona State (as of Apr 20, 2023)
 (All games Sorted by Batting avg)

Record: 25-11 Home: 17-3 Away: 7-8 Neutral: 1-0 Pac-12: 11-3

Player	avg	gp-gs	ab	r	h	2b	3b	hr	rbi	tb	slg%	bb	hp	so	gdp	ob%	sf	sh	sb-att	po	a	e	fld%
17 Campos, Ryan	.413	33-33	121	40	50	7	1	7	21	80	.661	26	3	12	2	.523	1	0	2-3	231	19	2	.992
7 Hill, Luke	.341	35-35	126	30	43	9	0	3	25	61	.484	18	2	27	2	.423	3	0	3-5	49	95	8	.947
6 Contrades, Nu'u	.341	34-34	138	30	47	6	0	7	30	74	.536	6	2	31	1	.372	2	0	5-6	17	50	6	.918
32 Keaschall, Luke	.340	36-36	141	35	48	15	1	7	33	86	.610	17	8	22	1	.440	0	1	13-14	67	97	5	.970
18 Tobias, Jacob	.338	35-35	130	18	44	3	4	5	38	70	.538	21	1	25	1	.429	2	0	1-1	206	14	1	.995
3 Mclain, Nick	.333	4-4	18	4	6	0	0	2	5	12	.667	1	0	4	1	.368	0	0	0-0	13	1	0	1.000
14 Crenshaw, Wyatt	.311	36-36	151	30	47	14	1	6	25	81	.536	8	2	34	1	.348	3	2	3-5	47	0	0	1.000
26 Cano, Willie	.293	12-12	41	7	12	2	0	1	11	17	.415	8	1	9	2	.404	2	1	0-0	0	1	0	1.000
11 Vu, Kien	.271	17-17	59	8	16	1	1	1	6	22	.373	4	3	21	0	.348	0	1	2-2	38	2	0	1.000
25 Long, Ethan	.270	12-12	37	8	10	0	0	3	9	19	.514	8	3	7	3	.438	0	0	0-0	62	2	2	.970
15 Newman, Trey	.263	10-10	38	5	10	1	0	0	3	11	.289	0	0	10	0	.263	0	2	0-0	57	8	1	.985
41 Balholm, Bronson	.250	1-1	4	0	1	0	0	0	0	1	.250	0	0	0	0	.250	0	0	0-0	6	0	0	1.000
24 Jackson, Isaiah	.231	32-32	104	17	24	7	0	4	17	43	.413	8	7	39	2	.315	5	2	4-7	79	1	2	.976
2 Varnado, Drake	.200	1-1	5	1	1	0	0	0	1	1	.200	0	0	0	0	.200	0	0	0-0	1	3	0	1.000
21 Rogers, Will	.187	22-22	75	10	14	3	0	3	9	26	.347	4	0	26	4	.222	2	0	2-2	19	2	2	.913
8 Weaver, Jonny	.143	2-2	7	0	1	0	0	0	1	1	.143	0	0	1	0	.143	0	0	0-1	1	1	0	1.000
35 Beheler, Reese	.000	2-2	4	1	0	0	0	0	0	0	.000	1	0	3	0	.200	0	0	0-0	0	0	0	.000
Totals	.312	36	1199	244	374	68	8	49	234	605	.505	130	32	271	20	.388	20	9	35-46	900	309	32	.974
Opponents	.266	36	1167	209	310	58	7	35	189	487	.417	134	47	282	21	.359	19	7	41-47	888	274	24	.980

(All games Sorted by Earned run avg)

Player	era	w-l	app	gs	cg	sho	sv	ip	h	r	er	bb	so	2b	3b	hr	b/avg	wp	hp	bk	sfa	sha
46 Dunn, Ross	3.69	4-2	9	9	0	0/0	0	39.0	35	28	16	24	58	4	2	2	.232	9	7	0	1	1
40 Giblin, Jonah	5.03	1-0	5	5	0	0/0	0	19.2	20	13	11	7	11	4	0	3	.278	4	1	0	4	1
31 Hansell, Josh	5.40	0-0	3	3	0	0/0	0	8.1	8	6	5	2	10	2	1	2	.229	3	1	0	0	0
5 Curtis, Khristian	5.74	4-2	9	9	0	0/0	0	42.1	42	30	27	22	43	8	1	4	.258	5	5	0	2	0
29 Stevenson, Owen	6.75	1-1	3	3	0	0/0	0	8.0	14	8	6	1	7	2	0	2	.378	0	0	0	0	0
47 Tieding, Matt	10.80	0-0	3	3	0	0/0	0	6.2	13	8	8	3	3	2	0	2	.406	0	1	1	0	1
12 Manning, Timmy	14.40	0-3	4	4	0	0/1	0	10.0	16	16	16	6	11	4	0	2	.372	2	2	0	2	0
Totals	5.98	10-8	36	36	0	1/1	0	134.0	148	109	89	65	143	26	4	17	.278	23	17	1	9	3
Opponents	7.27	6-17	36	36	0	1/1	0	143.2	188	122	116	59	137	35	2	30	.317	7	16	0	3	4

2023 Sun Devil Baseball
Starter Statistics for Arizona State (as of Apr 20, 2023)
(All games Sorted by Fielding pct)

Player	c	po	a	e	fld%	dp	sba	csb	sba%	pb	ci
14 Crenshaw, Wyatt	47	47	0	0	1.000	0	0	0	---	0	0
11 Vu, Kien	40	38	2	0	1.000	0	0	0	---	0	0
3 McClain, Nick	14	13	1	0	1.000	1	0	0	---	0	0
5 Curtis, Khristian	9	6	3	0	1.000	1	8	1	.889	0	0
41 Balholm, Bronson	6	6	0	0	1.000	0	1	0	1.000	0	0
2 Varnado, Drake	4	1	3	0	1.000	0	0	0	---	0	0
31 Hansell, Josh	3	0	3	0	1.000	0	2	0	1.000	0	0
40 Giblin, Jonah	3	1	2	0	1.000	0	0	1	.000	0	0
29 Stevenson, Owen	2	0	2	0	1.000	0	1	1	.500	0	0
8 Weaver, Jonny	2	1	1	0	1.000	0	0	0	---	0	0
26 Cano, Willie	1	0	1	0	1.000	0	0	0	---	0	0
18 Tobias, Jacob	221	206	14	1	.995	15	0	0	---	0	0
17 Campos, Ryan	252	231	19	2	.992	1	32	4	.889	4	0
15 Newman, Trey	66	57	8	1	.985	0	9	1	.900	2	0
24 Jackson, Isaiah	82	79	1	2	.976	0	0	0	---	0	0
32 Keaschall, Luke	169	67	97	5	.970	18	0	0	---	0	0
25 Long, Ethan	66	62	2	2	.970	7	0	0	---	0	0
7 Hill, Luke	152	49	95	8	.947	19	0	0	---	0	0
6 Contrades, Nu'u	73	17	50	6	.918	4	0	0	---	0	0
21 Rogers, Will	23	19	2	2	.913	0	0	0	---	0	0
46 Dunn, Ross	6	0	3	3	.500	0	13	1	.929	0	0
12 Manning, Timmy	0	0	0	0	.000	0	3	0	1.000	0	0
47 Tieding, Matt	0	0	0	0	.000	0	0	0	---	0	0
33 Peery, Brock	0	0	0	0	.000	0	0	0	---	0	0
9 Pivaroff, Blake	0	0	0	0	.000	0	0	0	---	0	0
39 Wainscott, Jesse	0	0	0	0	.000	0	0	0	---	0	0
37 Lebamoff, Nolan	0	0	0	0	.000	0	0	0	---	0	0
10 Bodlovich, Christian	0	0	0	0	.000	0	0	0	---	0	0
38 Valdez, Tyler	0	0	0	0	.000	0	0	0	---	0	0
45 Hanks, Ryan	0	0	0	0	.000	0	0	0	---	0	0
48 Armbruester, Will	0	0	0	0	.000	0	0	0	---	0	0
28 Humphres, Austin	0	0	0	0	.000	0	0	0	---	0	0
35 Beheler, Reese	0	0	0	0	.000	0	0	0	---	0	0
19 Gardner, Dylan	0	0	0	0	.000	0	0	0	---	0	0
Totals	1241	900	309	32	.974	28	41	6	.872	6	0
Opponents	1186	888	274	24	.980	24	35	11	.761	8	0

2023 Sun Devil Baseball
Non-Starter Statistics for Arizona State (as of Apr 20, 2023)
(All games Sorted by Batting avg)

Record: 25-11 Home: 17-3 Away: 7-8 Neutral: 1-0 Pac-12: 11-3

Player	avg	gp-gs	ab	r	h	2b	3b	hr	rbi	tb	slg%	bb	hp	so	gdp	ob%	sf	sh	sb-att	po	a	e	fld%
15 Newman, Trey	1.000	2-0	1	0	1	0	0	0	0	1	1.000	0	0	0	0	1.000	0	0	0-0	2	0	0	1.000
24 Jackson, Isaiah	.667	2-0	3	1	2	0	0	1	2	5	1.667	0	0	1	0	.667	0	0	0-1	0	0	0	.000
11 Vu, Kien	.364	9-0	11	5	4	2	0	0	0	6	.545	3	1	3	0	.533	0	0	1-2	16	1	0	1.000
35 Beheler, Reese	.300	7-0	10	1	3	0	0	0	1	3	.300	1	0	1	0	.364	0	0	0-0	3	0	0	1.000
21 Rogers, Will	.200	3-0	5	1	1	0	0	0	0	1	.200	1	0	1	0	.333	0	0	0-0	2	0	0	1.000
2 Varnado, Drake	.143	6-0	7	1	1	0	0	0	0	1	.143	0	0	3	0	.143	0	0	0-0	5	4	0	1.000
8 Weaver, Jonny	.143	5-0	7	0	1	0	0	0	0	1	.143	0	0	4	0	.143	0	0	0-0	7	1	0	1.000
26 Cano, Willie	.000	3-0	2	0	0	0	0	0	0	0	.000	1	0	0	0	.333	0	0	0-0	1	0	0	1.000
41 Balholm, Bronson	.000	2-0	2	0	0	0	0	0	0	0	.000	0	0	1	0	.000	0	0	0-0	4	0	0	1.000
Totals	.271	36	48	9	13	2	0	1	3	18	.375	6	1	14	0	.364	0	0	1-3	48	19	1	.985
Opponents	.182	36	55	13	10	2	0	2	15	18	.327	10	8	17	0	.373	2	0	1-1	36	29	3	.956

(All games Sorted by Earned run avg)

Player	era	w-l	app	gs	cg	sho	sv	ip	h	r	er	bb	so	2b	3b	hr	b/avg	wp	hp	bk	sfa	sha
45 Hanks, Ryan	0.00	0-0	1	0	0	0/0	0	0.1	1	0	0	1	1	1	0	0	.500	1	0	0	0	0
33 Peery, Brock	1.42	3-0	19	0	0	0/0	2	12.2	9	2	2	5	15	2	0	0	.209	0	9	0	0	1
38 Valdez, Tyler	2.08	0-0	5	0	0	0/0	0	4.1	3	1	1	2	4	1	0	0	.188	1	0	0	0	0
48 Armbruester, Will	2.70	0-0	3	0	0	0/0	0	3.1	4	1	1	0	0	1	0	1	.308	0	1	0	0	0
37 Lebamoff, Nolan	3.07	3-0	18	0	0	0/0	0	14.2	10	6	5	13	11	2	0	0	.185	0	0	0	0	1
47 Tieding, Matt	3.55	3-1	14	0	0	0/0	0	25.1	20	15	10	4	12	3	0	6	.220	0	8	0	2	2
40 Giblin, Jonah	3.55	0-0	7	0	0	0/1	0	12.2	11	5	5	4	12	4	0	0	.250	2	1	0	3	0
31 Hansell, Josh	3.72	2-0	7	0	0	0/0	0	9.2	7	4	4	6	6	1	0	1	.200	1	0	0	0	0
9 Pivaroff, Blake	4.50	2-1	18	0	0	0/0	1	20.0	15	11	10	6	18	2	0	2	.200	0	3	0	0	0
12 Manning, Timmy	5.21	1-0	9	0	0	0/0	0	19.0	16	11	11	7	23	3	0	1	.222	1	2	0	1	0
29 Stevenson, Owen	5.62	0-0	12	0	0	0/0	4	24.0	23	16	15	13	26	3	1	1	.253	1	4	0	0	0
39 Wainscott, Jesse	6.53	1-1	16	0	0	0/1	2	20.2	24	16	15	5	18	7	2	4	.293	4	2	0	4	0
10 Bodlovich, Christian	9.00	0-0	10	0	0	0/1	0	5.0	14	7	5	2	2	1	0	3	.500	1	0	0	0	0
28 Humphres, Austin	10.38	0-0	6	0	0	0/0	0	4.1	8	7	5	2	4	2	0	1	.400	2	4	0	1	0
19 Gardner, Dylan	11.12	0-0	8	0	0	0/0	0	5.2	5	7	7	8	4	1	0	0	.238	1	3	0	0	0
21 Rogers, Will	99.00	0-0	1	0	0	0/0	0	0.1	2	4	4	1	0	0	0	0	1.000	1	1	0	1	0
Totals	4.95	15-3	36	0	0	1/1	9	182.0	172	113	100	79	156	34	3	20	.250	16	38	0	12	4
Opponents	6.74	5-8	36	0	0	1/1	3	164.1	199	131	123	77	148	35	6	20	.304	14	17	1	17	5

2023 Sun Devil Baseball
Non-Starter Statistics for Arizona State (as of Apr 20, 2023)
(All games Sorted by Fielding pct)

Player	c	po	a	e	fld%	dp	sba	csb	sba%	pb	ci
11 Vu, Kien	17	16	1	0	1.000	0	0	0	---	0	0
2 Varnado, Drake	9	5	4	0	1.000	1	0	0	---	0	0
8 Weaver, Jonny	8	7	1	0	1.000	2	0	0	---	0	0
39 Wainscott, Jesse	4	2	2	0	1.000	0	5	0	1.000	0	0
41 Balholm, Bronson	4	4	0	0	1.000	0	0	0	---	1	0
35 Beheler, Reese	3	3	0	0	1.000	0	0	0	---	0	0
9 Pivaroff, Blake	2	2	0	0	1.000	0	1	0	1.000	0	0
29 Stevenson, Owen	2	1	1	0	1.000	0	1	0	1.000	0	0
21 Rogers, Will	2	2	0	0	1.000	0	0	0	---	0	0
15 Newman, Trey	2	2	0	0	1.000	0	0	0	---	0	0
40 Giblin, Jonah	2	0	2	0	1.000	1	1	1	.500	0	0
19 Gardner, Dylan	1	0	1	0	1.000	0	0	0	---	0	0
48 Armbruester, Will	1	0	1	0	1.000	0	0	0	---	0	0
31 Hansell, Josh	1	1	0	0	1.000	0	0	0	---	0	0
33 Peery, Brock	1	0	1	0	1.000	0	0	0	---	0	0
12 Manning, Timmy	1	0	1	0	1.000	0	4	0	1.000	0	0
10 Bodlovich, Christian	1	0	1	0	1.000	0	1	0	1.000	0	0
26 Cano, Willie	1	1	0	0	1.000	0	0	0	---	0	0
47 Tieding, Matt	6	2	3	1	.833	0	1	1	.500	0	0
32 Keaschall, Luke	0	0	0	0	.000	0	0	0	---	0	0
28 Humphres, Austin	0	0	0	0	.000	0	0	0	---	0	0
37 Lebamoff, Nolan	0	0	0	0	.000	0	1	0	1.000	0	0
38 Valdez, Tyler	0	0	0	0	.000	0	0	0	---	0	0
3 Mclain, Nick	0	0	0	0	.000	0	0	0	---	0	0
46 Dunn, Ross	0	0	0	0	.000	0	0	0	---	0	0
6 Contrades, Nu'u	0	0	0	0	.000	0	0	0	---	0	0
5 Curtis, Khristian	0	0	0	0	.000	0	0	0	---	0	0
7 Hill, Luke	0	0	0	0	.000	0	0	0	---	0	0
14 Crenshaw, Wyatt	0	0	0	0	.000	0	0	0	---	0	0
18 Tobias, Jacob	0	0	0	0	.000	0	0	0	---	0	0
25 Long, Ethan	0	0	0	0	.000	0	0	0	---	0	0
17 Campos, Ryan	0	0	0	0	.000	0	0	0	---	0	0
24 Jackson, Isaiah	0	0	0	0	.000	0	0	0	---	0	0
45 Hanks, Ryan	0	0	0	0	.000	0	0	0	---	0	0
Totals	68	48	19	1	.985	0	1	0	1.000	1	0
Opponents	68	36	29	3	.956	1	1	2	.333	0	0

2023 Sun Devil Baseball
Conference statistics for Arizona State (as of Apr 21, 2023)
(Pac-12 games only Sorted by Batting avg)

Record: 11-3 Home: 6-0 Away: 5-3 Pac-12: 11-3

Player	avg	gp-gs	ab	r	h	2b	3b	hr	rbi	tb	slg%	bb	hp	so	gdp	ob%	sf	sh	sb-att	po	a	e	fld%
32 Keaschall, Luke	.400	14-14	60	16	24	7	0	4	17	43	.717	3	2	11	1	.446	0	1	7-7	24	35	0	1.000
6 Contrades, Nu'u	.388	14-14	67	15	26	5	0	4	18	43	.642	0	0	14	0	.388	0	0	0-1	7	21	1	.966
17 Campos, Ryan	.378	12-12	45	13	17	2	0	3	8	28	.622	10	2	4	1	.509	0	0	0-1	88	8	1	.990
18 Tobias, Jacob	.321	14-14	56	5	18	2	1	2	10	28	.500	6	0	10	1	.375	2	0	0-0	109	7	1	.991
11 Vu, Kien	.316	11-10	38	9	12	1	0	1	4	16	.421	1	2	11	0	.366	0	1	1-1	24	2	0	1.000
14 Crenshaw, Wyatt	.306	14-14	62	12	19	4	0	4	14	35	.565	2	1	13	0	.333	1	1	0-2	21	0	0	1.000
7 Hill, Luke	.273	13-13	44	11	12	1	0	1	5	16	.364	9	1	14	1	.400	1	0	0-0	17	35	5	.912
24 Jackson, Isaiah	.244	13-13	41	8	10	3	0	2	8	19	.463	4	4	14	0	.353	2	1	3-5	33	0	2	.943

8 Weaver, Jonny	.500	1-0	2	0	1	0	0	0	0	1	.500	0	0	1	0	.500	0	0	0-0	0	0	0	.000
15 Newman, Trey	.368	5-5	19	4	7	1	0	0	3	8	.421	0	0	5	0	.368	0	2	0-0	27	4	1	.969
26 Cano, Willie	.294	5-5	17	3	5	1	0	0	5	6	.353	4	0	6	0	.409	1	1	0-0	0	0	0	.000
3 McClain, Nick	.250	2-2	8	2	2	0	0	1	1	5	.625	1	0	3	1	.333	0	0	0-0	4	0	0	1.000
35 Beheler, Reese	.250	2-1	4	2	1	0	0	0	1	1	.250	2	0	1	0	.500	0	0	0-0	0	0	0	.000
41 Balholm, Bronson	.250	1-1	4	0	1	0	0	0	0	1	.250	0	0	0	0	.250	0	0	0-0	6	0	0	1.000
2 Varnado, Drake	.167	2-1	6	1	1	0	0	0	1	1	.167	0	0	0	0	.167	0	0	0-0	1	5	0	1.000
21 Rogers, Will	.120	8-7	25	2	3	1	0	1	2	7	.280	1	0	9	2	.154	0	0	0-0	4	1	1	.833
Totals	.319	14	498	103	159	28	1	23	97	258	.518	43	12	116	7	.382	7	7	11-17	369	126	13	.974
Opponents	.250	14	464	80	116	15	1	15	72	178	.384	55	20	122	9	.348	10	4	18-19	361	112	12	.975

LOB - Team (103), Opp (104). DPs turned - Team (9), Opp (9). IBB - Team (1), Keaschall, L 1, Opp (1).

(Pac-12 games only Sorted by Earned run avg)

Player	era	w-l	app	gs	cg	sho	sv	ip	h	r	er	bb	so	2b	3b	hr	b/avg	wp	hp	bk	sfa	sha
46 Dunn, Ross	3.75	2-1	5	5	0	0/0	0	24.0	23	18	10	17	39	2	1	1	.247	8	5	0	0	1
5 Curtis, Khristian	5.40	2-0	5	5	0	0/0	0	23.1	27	16	14	10	26	3	0	4	.287	2	2	0	1	0
40 Giblin, Jonah	6.75	0-0	4	4	0	0/0	0	14.2	16	13	11	7	8	3	0	3	.291	4	1	0	4	1

37 Lebamoff, Nolan	0.00	1-0	6	0	0	0/0	0	3.2	0	0	0	2	1	0	0	0	.000	0	0	0	0	1
48 Armbruester, Will	0.00	0-0	1	0	0	0/0	0	2.0	2	0	0	0	0	0	0	0	.286	0	1	0	0	0
28 Humphres, Austin	0.00	0-0	1	0	0	0/0	0	1.0	1	0	0	1	0	0	0	0	.333	1	0	0	0	0
33 Peery, Brock	2.25	1-0	6	0	0	0/0	0	4.0	3	1	1	1	3	1	0	0	.214	0	4	0	0	0
47 Tieding, Matt	2.35	2-1	4	0	0	0/0	0	7.2	6	2	2	2	3	0	0	2	.231	0	1	0	1	1
29 Stevenson, Owen	3.00	0-0	7	0	0	0/0	4	12.0	9	5	4	3	19	1	0	0	.200	0	1	0	0	0
9 Pivaroff, Blake	3.12	2-0	9	0	0	0/0	1	8.2	4	3	3	2	5	0	0	2	.133	0	1	0	0	0
12 Manning, Timmy	5.23	1-0	5	0	0	0/0	0	10.1	8	6	6	5	12	1	0	1	.211	0	2	0	0	0
31 Hansell, Josh	7.71	0-0	1	0	0	0/0	0	2.1	2	2	2	0	0	0	0	1	.222	0	0	0	0	0
39 Wainscott, Jesse	10.38	0-1	7	0	0	0/0	1	8.2	13	10	10	2	6	4	0	1	.371	4	0	0	4	0
19 Gardner, Dylan	40.50	0-0	2	0	0	0/0	0	0.2	1	3	3	3	0	0	0	0	.333	0	2	0	0	0
10 Bodlovich, Christian	99.00	0-0	1	0	0	0/0	0	0.0	1	1	1	0	0	0	0	0	1.000	0	0	0	0	0
Totals	4.90	11-3	14	14	0	0/0	6	123.0	116	80	67	55	122	15	1	15	.250	19	20	0	10	4
Opponents	7.25	3-11	14	14	0	0/0	0	120.1	159	103	97	43	116	28	1	23	.319	9	12	0	7	7

PB - Team (2), Newman, T. 1, Campos, R. 1, Opp (3). Pickoffs - Team (1), Campos, R. 1. SBA/ATT - Campos, R. (13-14), Dunn, R. (11-12), Newman, T. (4-4), Curtis, K. (3-3), Pivaroff, B. (1-1), Balholm, B. (1-1), Wainscott, J (1-1), Stevenson, O (1-1), Tieding, M. (1-1).

2023 Sun Devil Baseball
Conference statistics for Arizona State (as of Apr 21, 2023)
(Pac-12 games only Sorted by Fielding pct)

Player	c	po	a	e	fld%	dp	sba	csb	sba%	pb	ci
32 Keaschall, Luke	59	24	35	0	1.000	7	0	0	---	0	0
11 Vu, Kien	26	24	2	0	1.000	0	0	0	---	0	0
14 Crenshaw, Wyatt	21	21	0	0	1.000	0	0	0	---	0	0
2 Varnado, Drake	6	1	5	0	1.000	0	0	0	---	0	0
41 Balholm, Bronson	6	6	0	0	1.000	0	1	0	1.000	0	0
3 McClain, Nick	4	4	0	0	1.000	0	0	0	---	0	0
40 Giblin, Jonah	3	1	2	0	1.000	0	0	0	---	0	0
5 Curtis, Khristian	3	2	1	0	1.000	0	3	0	1.000	0	0
29 Stevenson, Owen	2	1	1	0	1.000	0	1	0	1.000	0	0
12 Manning, Timmy	1	0	1	0	1.000	0	0	0	---	0	0
19 Gardner, Dylan	1	0	1	0	1.000	0	0	0	---	0	0
39 Wainscott, Jesse	1	0	1	0	1.000	0	1	0	1.000	0	0
18 Tobias, Jacob	117	109	7	1	.991	9	0	0	---	0	0
17 Campos, Ryan	97	88	8	1	.990	0	13	1	.929	1	0
15 Newman, Trey	32	27	4	1	.969	0	4	0	1.000	1	0
6 Contrades, Nu'u	29	7	21	1	.966	1	0	0	---	0	0
24 Jackson, Isaiah	35	33	0	2	.943	0	0	0	---	0	0
7 Hill, Luke	57	17	35	5	.912	8	0	0	---	0	0
21 Rogers, Will	6	4	1	1	.833	0	0	0	---	0	0
46 Dunn, Ross	2	0	1	1	.500	0	11	1	.917	0	0
48 Armbruester, Will	0	0	0	0	.000	0	0	0	---	0	0
37 Lebamoff, Nolan	0	0	0	0	.000	0	0	0	---	0	0
9 Pivaroff, Blake	0	0	0	0	.000	0	1	0	1.000	0	0
10 Bodlovich, Christian	0	0	0	0	.000	0	0	0	---	0	0
26 Cano, Willie	0	0	0	0	.000	0	0	0	---	0	0
8 Weaver, Jonny	0	0	0	0	.000	0	0	0	---	0	0
47 Tieding, Matt	0	0	0	0	.000	0	1	0	1.000	0	0
31 Hansell, Josh	0	0	0	0	.000	0	0	0	---	0	0
33 Peery, Brock	0	0	0	0	.000	0	0	0	---	0	0
28 Humphres, Austin	0	0	0	0	.000	0	0	0	---	0	0
35 Beheler, Reese	0	0	0	0	.000	0	0	0	---	0	0
Totals	508	369	126	13	.974	9	18	1	.947	2	0
Opponents	485	361	112	12	.975	9	11	6	.647	3	0

Hitting minimums - 1 Games 2.0 TPA/Game

Pitching minimums - 1 Games 0.9 IP/Game

2023 Sun Devil Baseball
Season Game Highs for Arizona State (as of Apr 21, 2023)
(Pac-12 games only)

TEAM GAME HIGHS

Batting

At bats:	44	-	at CAL (Apr 02, 2023)
Runs scored:	15	-	at Utah (Mar 18, 2023)
	15	-	at CAL (Apr 02, 2023)
Hits:	19	-	at CAL (Apr 02, 2023)
RBI's:	14	-	at Utah (Mar 18, 2023)
Doubles:	6	-	at Utah (Mar 17, 2023)
Triples:	1	-	at Washington (Apr 14, 2023)
Home runs:	4	-	vs Arizona (Mar 26, 2023)
Total bases:	29	-	vs Arizona (Mar 26, 2023)
Walks:	7	-	at Utah (Mar 18, 2023)
	7	-	at CAL (Apr 02, 2023)
Strikeouts:	13	-	at CAL (Apr 01, 2023)
Sac hits:	2	-	vs Arizona (Mar 25, 2023)
Sac flies:	2	-	vs Arizona (Mar 26, 2023)
Stolen bases:	3	-	at CAL (Apr 02, 2023)
	3	-	vs Washington State (Apr 07, 2023)
Hit by pitch:	3	-	at Utah (Mar 19, 2023)
Caught stealing:	2	-	vs Arizona (Mar 26, 2023)
	2	-	at Washington (Apr 15, 2023)
Runners LOB:	12	-	at CAL (Apr 02, 2023)
Hit into DP:	2	-	at Utah (Mar 18, 2023)
	2	-	at Utah (Mar 19, 2023)

Fielding

Putouts:	27	-	(11 times)
Assists:	16	-	at Utah (Mar 19, 2023)
	16	-	at Washington (Apr 14, 2023)
Errors:	3	-	at Utah (Mar 17, 2023)
Passed balls:	1	-	vs Arizona (Mar 24, 2023)
	1	-	at Washington (Apr 14, 2023)
DPs turned:	2	-	at Washington (Apr 14, 2023)

Pitching

Innings pitched:	9.0	-	(11 times)
Runs allowed:	11	-	at Utah (Mar 19, 2023)
Earned runs:	11	-	at Utah (Mar 19, 2023)
Walks allowed:	8	-	vs Washington State (Apr 07, 2023)
	8	-	at Washington (Apr 14, 2023)
Strikeouts:	15	-	vs Washington State (Apr 07, 2023)
Hits allowed:	14	-	at Washington (Apr 15, 2023)
Doubles allowed:	2	-	(7 times)
Triples allowed:	1	-	vs Arizona (Mar 24, 2023)
Homers allowed:	3	-	at CAL (Apr 02, 2023)
Wild pitches:	6	-	at Washington (Apr 14, 2023)
Hit batters:	4	-	at Utah (Mar 17, 2023)

2023 Sun Devil Baseball
Season Game Highs for Arizona State (as of Apr 21, 2023)
(Pac-12 games only)

INDIVIDUAL GAME HIGHS

Batting

At bats:	6	-	(5 times)
Runs scored:	4	-	Contrades, Nu'u at Utah (Mar 18, 2023)
Hits:	4	-	(4 times)
RBI:	5	-	Keaschall, Luke vs Arizona (Mar 24, 2023)
	5	-	Contrades, Nu'u vs Arizona (Mar 25, 2023)
Doubles:	2	-	(4 times)
Triples:	1	-	Tobias, Jacob at Washington (Apr 14, 2023)
Home runs:	2	-	Keaschall, Luke vs Arizona (Mar 24, 2023)
Total bases:	8	-	(4 times)
Walks:	3	-	Campos, Ryan at Utah (Mar 18, 2023)
	3	-	Hill, Luke at Washington (Apr 14, 2023)
Strikeouts:	4	-	Contrades, Nu'u at Washington (Apr 14, 2023)
Sac hits:	1	-	(7 times)
Sac flies:	2	-	Tobias, Jacob vs Arizona (Mar 26, 2023)
Stolen bases:	2	-	Keaschall, Luke at CAL (Apr 02, 2023)
	2	-	Keaschall, Luke vs Washington State (Apr 07, 2023)
Hit by pitch:	1	-	(12 times)
Caught stealing:	1	-	(6 times)
Runners LOB:	6	-	Newman, Trey at CAL (Apr 02, 2023)

Fielding

Putouts:	15	-	Campos, Ryan vs Washington State (Apr 07, 2023)
Assists:	6	-	Keaschall, Luke at Washington (Apr 14, 2023)
Errors:	2	-	Hill, Luke at Utah (Mar 17, 2023)
Passed balls:	1	-	Campos, Ryan vs Arizona (Mar 24, 2023)
	1	-	Newman, Trey at Washington (Apr 14, 2023)

Pitching

Innings pitched:	6.0	-	Curtis, Khristian vs Washington State (Apr 08, 2023)
Runs allowed:	8	-	Dunn, Ross at Washington (Apr 14, 2023)
Earned runs:	5	-	Curtis, Khristian at Utah (Mar 18, 2023)
	5	-	Wainscott, Jesse at Utah (Mar 19, 2023)
Walks allowed:	5	-	Dunn, Ross vs Washington State (Apr 07, 2023)
	5	-	Dunn, Ross at Washington (Apr 14, 2023)
Strikeouts:	9	-	Curtis, Khristian at CAL (Apr 01, 2023)
	9	-	Dunn, Ross vs Washington State (Apr 07, 2023)
	9	-	Dunn, Ross at Washington (Apr 14, 2023)
Hits allowed:	9	-	Curtis, Khristian at Washington (Apr 15, 2023)
Doubles allowed:	2	-	Wainscott, Jesse at Utah (Mar 17, 2023)
	2	-	Dunn, Ross vs Washington State (Apr 07, 2023)
Triples allowed:	1	-	Dunn, Ross vs Arizona (Mar 24, 2023)
Homers allowed:	2	-	Curtis, Khristian at Washington (Apr 15, 2023)
Wild pitches:	5	-	Dunn, Ross at Washington (Apr 14, 2023)
Hit batters:	3	-	Dunn, Ross at Utah (Mar 17, 2023)