

ASU 2019-2020 SCHEDULE

Date Opp. (TV/Radio).....FINAL/TIP

11/9 Colorado (ESPN2).....L, 71-81

AIR FORCE RESERVE TIP-OFF/TEMPE

11/14 CCSU (P12/92.3 FM).....W, 90-49

11/17 Rider (P12/620 AM).....W, 92-55

AIR FORCE RESERVE TIP-OFF/CONN

11/23 St. John's (ESPN3/620 AM) W, 80-67

11/24 #7 UVA (ESPN/620 AM)L, 45-48

11/26 @Princeton (ESPN+/620)....W, 67-65

12/3 @San Fran (CBSSN/98.7)....W, 71-67

12/7 Louisiana (P12/620 AM).....W, 77-65

12/11 Prairie View (P12/620 AM) ..W, 88-79

12/14 Georgia (P12/620 AM)W, 79-59

12/18 St. Mary's (PHX) (P12/98.7) .L, 56-96

12/21 Creighton (P12/620 AM)L, 60-67

12/28 TX-South. (P12/98.7 FM).....W, 98-81

1/4 @#25 Arizona (P12/98.7 FM)L, 47-75

1/9 @Oregon St. (ESPN/98.7)W, 82-76

1/11 @#9 Oregon (P12/98.7 FM) .L, 69-78

1/16 #20 Colorado (ESPN2/98.7) L, 61-68

1/18 Utah (P12/620 AM).....W, 83-64

1/25 #22 Arizona (P12/98.7 FM) .W, 66-65

1/29 @WSU(ESPN/98.7 FM)L, 65-67

2/1 @Wash. (P12/98.7 FM).....W, 87-84

2/6 UCLA (ESPN2/98.7 FM)W, 84-66

2/8 USC (FS1/620 AM).....W, 66-64

2/13 @Stan (ESPN2/98.7 FM).....W, 74-69

2/16 @Cal (ESPN/98.7 FM)W, 80-75

2/20 #14 Oregon (ESPN2)W, 77-72

2/22 Oregon St. (ESPN2/U).....W 74-73

2/27 @UCLA (P12/98.7 FM).....L, 72-75

2/29 @USC (ESPN/620 AM)L, 61-71

3/5 Wash. (ESPN2/98.7 FM).....L, 83-90

3/7 Wash. St. (P12/620 AM).....W, 83-74

3/12 Pac-12 Tournament.....Las Vegas

TURNED IT AROUND FAST

Buffalo was 285-369 (.436) in 22 seasons after going Division I (1991-2013). The Bulls were 42-20 (.677) in Coach Hurley's two seasons. He is 134-89 in seven years as a head coach and 92-69 at ASU.

FINAL FOUR TRIVIA: Coach Hurley is one of four current head coaches who won a Final Four MOP. Juan Dixon (2002), Danny Manning (1988) and Patrick Ewing (1984) are the others.

SUN DEVIL

M E N ' S B A S K E T B A L L

@SUNDEVILHOOPS (20-11; 11-7) MEETS COUGAR/BUFFALO WINNER THURSDAY

Thur., Mar. 12 - vs. CU or WSU 8:30 p.m./FS1/98.7 FM Sun Devils 3 straight 20-win seasons

The Arizona State Sun Devil men's hoops team (20-11; 11-7) -- coming off back-to-back NCAA Tournaments for the first time since 1980-81 and the only Pac-12 team to make the NAAs the past two seasons -- opens Pac-12 Tournament play on Thursday, March 12, at 8:30 p.m. against the winner of Wednesday's Washington State/Colorado game on FS1 with Joe Davis and Steve Lavin on the call. ASU earned the No. 3 seed, the first time it has earned back-to-back top-four seeds since 2008-09 and 2009-10. A win Thursday puts ASU against the winner of UCLA/Stanford or Cal on Friday (again at 8:30 p.m. on FS1).

THIS CITY HAS BEEN GOOD TO CBH: Las Vegas has been pretty good to Bobby Hurley and ASU. ASU won the 2017 Continental Tire Invitational at Orleans Arena on Nov. 23-24 with wins over eventual 2018 Elite Eight member Kansas State (92-90) and then dropped 102 on No. 15 Xavier for a 16-point win, a team that would eventually be a No. 1 seed. Those wins vaulted ASU into the rankings for the first time since James Harden was in uniform (2008-09), gave it a 6-0 start for just the second time in 32 seasons and was its first exempt tournament title since Bill Frieder's gang won the 1994 Maui Invitational. In 2018 ASU beat No. 15 Mississippi State on Nov. 19 and eventual MWC champion Utah State on Nov. 21 to win the 2018 MGM Resorts Main Event at T-Mobile Arena.

QUICK STATS: Prior to its past two NCAA appearances under Bobby Hurley, ASU had made the NCAA Tournament three times in previous 22 seasons (1996-2017), but the Sun Devils are making a run at a third straight for the first time since the early 1960s as it is 9-4 since Jan. 18, with two of the losses (75-72 at UCLA Feb. 27 and 67-65 at WSU on Jan. 29) decided by three-pointers in the final seconds. ASU had its seven-game Pac-12 win streak -- an ASU first since the 1980-81 team won 11 straight -- ended in the 75-72 great tilt at UCLA on Feb. 27. The Tempe has been a resilient bunch recently: the Sun Devils are 16-5 (.762) in the past two seasons after a loss, the best mark in the Pac-12.


VERGE SURGE: Alonzo Verge Jr., who earned 2020 Pac-12 Sixth Man of the Year, is averaging 16.8 points per game off the bench (19 games) which leads the nation entering play this week. After averaging 6.2 ppg., going 1-of-9 from the three-point stripe and shooting 11-of-45 (.244) from the field in his first five Pac-12 games, Verge after that five-game span is averaging 17.3 points, is 87-of-176 (.494) from the field and 37-of-52 (.712) from the foul line in the past past 13 games. In ASU's seven-game win streak he averaged 20.6 ppg., was 53-of-100 (.530) from the field, 7-of-18 (.389) from three and 31-of-43 (.721) from the free throw line.

ROAD REMY: Remy Martin, who earned first-team All-Pac-12 honors this season, averaged 22.6 ppg. and had eight 20-point games in ASU's 11 true road contests (6-5) this year. He led the team last year in road scoring at 15.0 ppg and in his freshman season was 11-of-23 (.478) from three and 24-of-29 (.828) from free throw line in road games. Solid stat: He has posted 10 games of 24+ points in his career, seven of them have been on the road. Other solid note on Remy is his progression: Pac-12 Sixth Man of the Year in freshman season, All-Pac-12 Second-Team in 2018-19 and first-team honors in 2019-20.

20: While the creation of exempt tournaments and more games has given teams a better chance to reach 20 wins, we won't take for granted what ASU has done. Coming off records in of 23-11 in 2018-19 and 20-12 in 2017-18, ASU has notched its third straight 20-win season, something it has done just twice. In James Harden's two seasons ASU went 21-13 (2007-08) and 25-10 (2008-09) and then went 22-11 in 2009-10. You have to go back to 1960-63 for the only other time in ASU history for it to happen, as ASU went 23-6 in 1960-61, 23-4 in 1961-62 and 26-3 in 1962-63, led by another Olympic gold medalist, Jumpin' Joe Caldwell.

ASU MEDIA RELATIONS: ASU men's basketball SID Doug Tammaro can be reached directly at 480-734-7795 or via e-mail at tammaro@asu.edu. The ASU website is: www.TheSunDevils.com.

Pos #	Name	Yr.	Ht./Wt.	2019-2020 SUN DEVIL ROSTER NOTES
F 00	Mickey Mitchell	Sr.	6-7/225	Worked his way back from back injury last year that kept him out all but six games
G 1	Remy Martin	Jr.	6-0/175	One of the most exciting players in the nation who takes and makes the 15-foot jumper
G 2	Rob Edwards	Sr.	6-5/205	Transfer from Cleveland State had solid 2018-19 season after overcoming injuries
G 3	Caleb Christopher	Fr.	6-1/180	Carson (Calif.) product from Mayfair High School
G 4	Kimani Lawrence	Jr.	6-8/220	Can guard 5 positions and play 4 of them/ <u>ASU is 6-0 in his career when he scores 14</u>
F 5	Elias Valtonen	So.	6-7/210	Solid summer playing overseas
G 10	Jaelen House	Fr.	6-1/160	Combo guard is lightning fast from Shadow Mountain High School/dad is Eddie
G 11	Alonzo Verge Jr.	Jr.	6-3/167	Got a lot of buckets in JC/43 points vs. Saint Mary's on Dec. 18/GW vs. No. 22 UA
G 12	Micah Burno	Fr.	6-0/200	Chaparral High School product
F 15	John Olmsted	Fr.	6-10/215	Walkon with skills and height from Morenci, Ariz.
F 20	Khalid Thomas	Jr.	6-9/210	JC transfer from College of Southern Idaho/Portland product/GW 3PTer at Princeton
F 22	Andre Allen	Jr.	6-9/215	JC transfer from Arizona Western; 13.3 ppg/8.4 rpg last season
F 23	Romello White	Jr.	6-8/220	Three-year starter from Atlanta who played for Jerry Stackhouse in club hoops
F 24	Jalen Graham	Fr.	6-9/220	Long and skilled freshman from Phoenix's Mountain Pointe High School showing flashes
G 25	Grant Fogerty	Sr.	6-0/175	Senior walkon from nearby Desert Mountain HS
F 30	Kyle Feit	So.	6-4/190	IMG Academy (Fla.) walkon who sat last year with injury
F 35	Taeshon Cherry	So.	6-9/220	<u>Sun Devils are 8-1 when he scores in double digits</u>
Head Coach: Bobby Hurley/42-20 at Buffalo (2013-15); 1992 Final Four MOP				
Coaching Staff: Rashon Burno (Associate HC), Eric Brown, Rasheen Davis				
Special Assistant to HC: Ben Wood Operations: Derrick Wrobel				
Sports Performance: Daniel Marshall Trainer: John Anderson				



THIS IS US: ASU has 26 wins (11 on the road) when trailing at the half under Bobby Hurley in five seasons, after going 12-64 (.157) the previous five seasons. It did it seven times in 2017-18 and did it in 2018-19 at Georgia, vs. No. 1 Kansas, at California, at UCLA, vs. Cal and at Oregon State. This year it has halftime comeback wins over St. John's in Connecticut, at Princeton, vs. No. 22 Arizona, vs. USC and vs. Oregon State. ASU trailed Arizona 37-15 with just over five minutes remaining in the first half before closing the gap to 43-30 at the half and then scored the first 10 points of second half. The 22-point comeback matches what is believed to be the biggest in Pac-12 history. On Feb. 8 ASU trailed USC by 13 with 5:34 left in the first half before cutting the gap to 40-32 at the half and then winning 66-64 despite leading for just 5:57 of the game.

PHYSICAL: Top wingspans on the team are Jalen Graham (7-2), Romello White (7-0) and Kimani Lawrence (6-11 1/2). Best standing vertical is Graham (32.5"), while Remy Martin is next (31.5") while best approach verticals are Remy (40.5"), Jaelen House (39.5") and Graham (39").

FEB. 22 NATIONAL PLAYER OF THE WEEK: Remy Martin earned USBWA National Player of the Week (for week ending Feb. 22) and Pac-12 Player of the Week after averaging 23.0 points on 67 percent shooting (16-24), including 5-of-6 behind the arc, and 3.5 assists in the Bay Area road sweep. He scored 24 points on 9-of-14 shooting in 74-69 victory at Stanford. In the final 7:17 of the game, he scored 11 of those points. He scored 22 points on 7-of-10 shooting to go along with five assists in 80-75 win at California, as he scored 15 of his points in the final 11:08. It marked his third Pac-12 Player of the Week award in his career.

PAC-12 STAT STUFF: ASU leads the league in turnovers forced (16.42 per game)...it ranks first in the Pac-12 in steals at 8.03 per game (249 in 31 games) while its turnover margin (+3.19) also leads the league. Remy Martin is second in the Pac-12 at 19.13 points per game...Romello White is second in the Pac-12 in rebounding at 8.83 per game and is fifth in field goal percentage (.569). His eight double-doubles is sixth in the league while his 13 double-digit rebound games is third...Remy finished second in the Pac-12 at 20.0 ppg. in conference games and his 18 20-point games leads the league...Remy is the only player since 1996-97 to open Pac-12 play with six straight 20+ games (streak ended Jan. 29 at WSU)...ASU is 20-7 when Rob Edwards scores 13 in his two seasons (13-4 when he scores 15).

SOLID DUBS: Bobby Hurley has led ASU to a 47-16 regular season OOC record in his five years. notable wins: NC State, at Creighton, Texas A&M, UNLV (2x), Stephen F. Austin, Kansas State, Xavier, St. John's (2x plus NCAA Tournament win), Kansas (2x), Vanderbilt and Georgia (2x).

ROAD: ASU opened Pac-12 play with three straight on the road for the seventh time in the past 12 seasons and for the third time in Coach Hurley's five seasons (also in 2017-18, 2016-17, 2014-15, 2011-12, 2010-11 and 2008-09). Coach Hurley's squad navigated something similar as in the past three seasons six times teams have opened with five of first seven on the road (as USC did this year). ASU in 2017-18 is the only one of the six to make the NCAA Tournament in that time.

GOOD NOTE: ASU has defeated eight ranked teams in Bobby Hurley's five seasons, but it trailed at the half in five of the wins, including both wins over Kansas.

ASU WINS VS. RANKED TEAMS UNDER BOBBY HURLEY (ASU DEFICIT AT HALF)

ASU 77, #14 Oregon 72 (Feb. 20, 2020)
 ASU 66, #22 Arizona 65 (Jan. 25, 2020)--Arizona 43, ASU 30
 #18 ASU 80, #1 Kansas 76 (Dec. 22, 2018)--Kansas 39, #18 ASU 31
 ASU 72, #15 Mississippi State 67 (Nov. 19, 2018/Las Vegas)
 #16 ASU 95, at #2 Kansas 85 (Dec. 10, 2017)--Kansas 40, #16 ASU 37
 ASU 102, #15 Xavier 86 (Nov. 24, 2017/Las Vegas)--Xavier 46, ASU 44
 ASU 74, #23 USC 67 (Feb. 12, 2016)--USC 30, ASU 27
 ASU 67, #18 Texas A&M 54 (Dec. 5, 2015)

REMY: Remy Martin became the 38th member of the ASU 1,000-point club on Jan. 11. He now has 1,314 career points (95 games/13.8 pg) and has 18 20-point games on the year. He posted seven straight - averaging 24.3 points - before posting 15 at WSU on Jan. 29. The seven matched the best by a Sun Devil since Eddie House had eight in 1999-2000. Remy is averaging 19.1 ppg after averaging 11.3 in his first two years.

PAC-12 MOST CONSECUTIVE GAMES 20+ POINTS IN SEASON SINCE 1996-97

11-Ed Gray, CAL (Jan. 9, 1997-Feb. 15, 1997)
 9-Landry Fields, STAN (Nov. 24, 2009-Jan. 2, 2010)
 9-Brandon Roy, UW (Jan. 26, 2006-Feb. 26, 2006)
 8-Tyler Dorsey, UO (March 9, 2017-April 1, 2017)
 8-Eddie House, ASU (Dec. 18, 1999-Jan. 15, 2000)
 8-Jason Terry, UA (Jan. 28, 1999-Feb. 20, 1999)
 7-Remy Martin, ASU (Dec. 28, 2019-Jan. 25, 2020)
 7-Klay Thompson, WSU (Feb. 17, 2011-Mar. 21, 2011)
 7-Luke Ridnour, UO (Feb. 2, 2003-Mar. 13, 2003)
 7-Jeremy Veal, ASU (Jan. 24, 1998-Feb. 19, 1998)
 7-O.J. Mayo, USC (Feb. 21, 2008-Mar. 13, 2008)

SUN DEVIL CAREER SCORING CHART UPDATE

15. 1,330 – Ty Abbott, '07-11
 16. 1,329 – Alex Austin, '86-90
 17. 1,314 – Remy Martin, '17-present

LOTS OF HOTEL PENS: ASU played five of its first seven in Shanghai, Connecticut, New Jersey and San Francisco as it spent 17 of its first 32 nights of the season in a hotel and flew 20,134 miles on nine flights. When Coach Hurley took the ASU job in April of 2015 he said ASU was going to play some folks and not be afraid to go on the road. ASU's tally of non-conference states in his five years is at 11 with other trips to the Bahamas (vs. Kentucky) and China. ASU has played non-conference games in New York (MSG and Barclays), Nebraska (Creighton), at Kentucky, Nevada (at UNLV), Florida (Old Spice Classic), California (San Francisco and San Diego State), at Kansas, at Georgia, Tennessee (Vanderbilt) and New Jersey (at Princeton).

ROMELLO: Romello White sprained his right ankle on Dec. 28 vs. Texas Southern and played eight minutes. His stats took a hit as he played limited minutes at Arizona on Jan. 4. He had 18 points and 17 rebounds in the Georgia win on Dec. 14 and was averaging 14.7 ppg/ 13.7 rpg and shooting 32-of-44 (.727) in his previous six games to TSU (Dec. 28).

WHO WE LOST: Three regular rotation players are gone from last year, including All-Pac-12 performers Zylan Cheatham and Lu Dort (Pac-12 Freshman of the Year), as well as De'Quon Lake.

REMY MARTIN 20+ SCORING TILTS (25)

33 at Princeton (11/26/19)
 31 vs. Arizona (1/31/19)
 30 at UCLA (2/27/20)
 29 at Oregon (1/11/20)
 27 at Arizona (3/9/19)
 25 vs. #20 Colorado (1/16/20)
 24 at Stanford (2/13/20)
 24 vs. Arizona (1/25/20)
 24 at Oregon State (1/9/20)
 24 at California (1/9/19)
 23 vs. Texas Southern (12/28/19)
 23 vs. Georgia (12/14/19)
 23 vs. Colorado/China (11/9/19)
 22 at USC (2/29/20)
 22 at California (2/16/2020)
 22 vs. USC (2/8/20)
 22 vs. Utah (1/3/19)
 21 vs. Prairie View A&M (12/11/19)
 21 vs. #7 Virginia (11/23/19)
 21 at Georgia (12/15/18)
 21 at #2 Kansas (12/10/17)
 20 vs. Utah (1/18/20)
 20 at #25 Arizona (1/4/20)
 20 vs. Rider (11/17/19)
 20 vs. Colorado/Las Vegas (3/7/18)

ROMELLO WHITE

16 DOUBLE-DOUBLES (8 IN 2019-20)

10/10 at California (2/16/20)
 15/11 at Washington State (1/29/20)
 19/10 vs. #20 Colorado (1/16/20)
 18/12 vs. Creighton (12/21/19)
 18/17 vs. Georgia (12/14/19)
 14/16 vs. Prairie View A&M (12/11/19)
 19/14 vs. Louisiana (12/7/19)
 14/11 at San Francisco (12/3/19)
 18/11 vs. Princeton (12/29/18)
 19/14 vs. Texas Southern (12/1/18)
 13/11 vs. California (3/1/18)
 10/14 at Washington (2/1/18)
 10/11 at Colorado (1/4/18)
 14/11 vs. UC Irvine (11/9/17)
 16/15 vs. San Diego State (11/14/17)
 16/13 vs. San Francisco (2/2/17)

CLOSE GAMES: ASU is 9-3 overall in games of 5 points or less this season and 8-2 in Pac-12 two-possession tilts (six points or less).

BOBBY HURLEY YEAR-BY-YEAR

7-YEAR TOTALS: 135-89 (.603)

ASU: 93-69 (.574/5 SEASONS)

2019-20: 20-11

2018-19: 23-11

2017-18: 20-12

2016-17: 15-18

2015-16: 15-17

BUFFALO (42-20/.677)

2014-15: 23-10

2013-14: 19-10

COACH AS PLAYER: Coach Hurley's 145 assists in 20 games is a NCAA Tournament record. Other numbers:

.583: In the 1992 Final Four, Coach made 7-of-12 three pointers en route to the Most Outstanding Player honors.

.667: In the April 4, 1992 Final Four game vs. Indiana, Coach went 6-of-9 from the three-point stripe.

2: In addition to 1992 Most Outstanding Player honors, Coach also earned 1991 All-Tournament Team honors.

9: In the 1991 title game vs. Kansas on April 1, he posted nine assists.

119: 119-26 (.821) in his four years at Duke.

18-2: 18-2 in NCAA Tournament career.

3-PTERS IN NCAA TOURNAMENT

47, Lee Humphrey, UF, 2004-07

43, Shelvin Mack, Butler, 2009-11

42, Bobby Hurley, Duke, 1990-93

NCAA TOURNAMENT GAMES

23, Christian Laettner, Duke, 1989-92

22, Greg Koubek, Duke, 1988-91

22, Brian Davis, Duke, 1989-92

21, Wayne Turner, Kentucky, 1996-99

20, Thomas Hill, Duke, 1990-93

20, Bobby Hurley, Duke, 1990-93

20, Grant Hill, Duke, 1991-94

20, Antonio Lang, Duke, 1991-94

ALONZO VERGE TOP SCORING GAMES

(12-3 WHEN HE SCORES 13/6-1 WHEN SCORES 20)

43 vs. St. Mary's (12/18/19)

26 vs. #14 Oregon (2/20/20)

26 vs. UCLA (2/6/20)

23 vs. Texas Southern (12/28/19)

22 at California (2/16/20)

20 vs. Washington State (3/7/20)

20 vs. Prairie View A&M (12/11/19)

19 vs. Washington (3/5/20)

19 at Stanford (2/13/20)

19 vs. Creighton (12/21/19)

18 at Washington (2/1/20)

17 vs. Oregon State (2/22/20)

16 vs. USC (2/8/20)

15 vs. Georgia (12/14/19)

13 vs. Arizona (1/25/20)

ROMELLO NOTES: Romello made .625 of his shots in his first two seasons including 120-of-184 in his freshman year...coached by Jerry Stackhouse in the Atlanta AAU circuit...started 63 of 65 games his first two years and led team in offensive boards in each of the past two seasons with 77 last year and 79 in 2017-18...has two of the best field goal percentage mark's in ASU history as he shot .652 in freshman year (fourth) and .598 last year (ninth-best).

ROMELLO WHITE TOP REBOUNTING GAMES

17 vs. Georgia (Dec. 14, 2019)

16 vs. UCLA (Feb. 6, 2020)

16 vs. Prairie View A&M (Dec. 11, 2019)

15 vs. San Diego State (Nov. 14, 2017)

14 vs. Louisiana (Dec. 7, 2019)

14 vs. Texas Southern (Dec. 1, 2018)

14 at Washington (Feb. 1, 2018)

13 vs. San Francisco (Dec. 2, 2018)

12 vs. Creighton (Dec. 21, 2019)

12 vs. Saint Mary's (Dec. 18, 2019)

SUN DEVIL FRESHMAN BLOCKS (1978-79 TO PRESENT)

55, Mario Bennett, 1991-92

33, Jamal Faulkner, 1990-91

31, Ike Diogu, 2002-03

29, Jalen Graham, 2019-20

ROAD: ASU won at Princeton (67-65/Nov. 26) and San Francisco (71-67/Dec. 3), as it is 7-2 (.778) in OOC road games under Bobby Hurley, after going 8-22 (.267) in its previous 30 efforts.

ASU OUT OF CONFERENCE ROADIES UNDER BOBBY HURLEY (7-2)

ASU 71, San Francisco 67 (Dec. 3, 2019)

ASU 67, Princeton 65 (Nov. 26, 2019)

Vanderbilt 81, ASU 65 (Dec. 17, 2018)

#20 ASU 76, Georgia 74 (Dec. 15, 2018)

#16 ASU 95, #2 Kansas 85 (Dec. 10, 2017)

ASU 74, San Diego State 63 (Dec. 10, 2016)

ASU 66, UNLV 56 (Dec. 16, 2015)

#5 Kentucky 72, ASU 58 (Dec. 5, 2015)

ASU 79, Creighton 77 (Dec. 2, 2015)

REMY: Remy's two best scoring games last year were wins over Arizona -- 31 in 95-88 double OT win on Jan. 31 and 27 in final game of regular season on road on March 9...led ASU to first sweep over Arizona since 2008-09 and first win in Tucson since 2010...second-team All-Pac-12 by the league's coaches in 2018-19...21 points, eight rebounds, five assists and three steals to spark ASU back from an 18-point deficit to a 76-74 victory at Georgia on Dec. 15, 2018, leading to his Dec. 17 Pac-12 Player of the Week Award. Had 12 points, five boards, two assists and two steals in the second half, including back-to-back baskets inside the final 3:11 which gave ASU its first lead of game at 71-70....led Pac-12 with a 2.4 assist-to-turnover ratio and second in league at five apg...had his November and early December of 2018 ruined by a bum ankle.

ROB EDWARDS: Dropped buckets in big wins in 2018-19, with 15 off the bench vs. #1 Kansas, 19 vs. Arizona, 28 at Utah and 13 at Oregon State...when he scores 13, ASU is 20-7 and 13-4 when he scores 15...entered ASU with 909 points in 63 games (14.4 ppg.)...71-of-85 (.835) from the free throw line in 2018-19...missed six games early and only scored 14 points in the first nine games (14 in opener, six DNP's due to a back injury and zero points vs. Nevada and Georgia)...stats last year look a lot better when you remember he went from Nov. 7-Dec. 16 without scoring. In those three games he did play, he was 4-of-26 (.154) from field and 2-of-9 (.222) from three and had 14 points (all against CSF in the opener).

ROB EDWARDS 15+ POINTS SUN DEVIL SCORING TILTS (13-4)

28 at Utah (2/16/19)
24 vs. #14 Oregon (2/20/20)
24 vs. Utah (1/18/20)
23 vs. Washington (3/5/20)
23 at UCLA (2/27/20)
23 vs. CCSU (11/14/19)
20 vs. Colorado/China (11/9/19)
19 at Washington (2/1/20)
19 vs. Arizona (1/31/19)
18 at Oregon State (1/9/20)
17 vs. Louisiana (12/7/19)
16 vs. California (2/24/19)
16 vs. Stanford (2/20/19)
15 vs. Arizona (1/25/20)
15 vs. Oregon (3/15/19)
15 vs. UCLA (3/14/19)
15 vs. #1 Kansas (12/22/18)

ROAD WINS: ASU's 5-4 Pac-12 road mark last year was its best since the 2009-10 and 2008-09 teams went 5-4 and matched ASU's best Pac-12 road mark in 39 seasons. Last year was only ASU's sixth winning road record since it joined the Pac-10 in 1978-79 (41 seasons). Ned Wulk's 1980-81 (8-1) and 1979-80 (7-2) teams set the bar, while Bill Frieder's 1994-95 Sweet Sixteen team also went 5-4.

2018-19 QUICK REVIEW: ASU was 23-11 and 12-6 (second) in the Pac-12 after being picked sixth in the preseason media poll. It beat No. 1 Kansas on Dec. 22, ASU's first win over No. 1 at home and second all-time (won at Oregon State in March of 1981) and notched first NCAA Tournament win since 2009 with a 74-65 victory over St. John's on March 20.

NCAA NOTE: ASU had been to four NCAA Tournaments (1995, 2003, 2009 and 2014) in 26 seasons (1992-2017) and not been back-to-back since 1980-81. Remy Martin, Kimani Lawrence and Romello White have now gone to the Dance in each of their first two seasons.

KIMANI LAWRENCE TOP SCORING GAMES

22 vs. #22 Mississippi State (11/19/18)
18 vs. Omaha (11/28/18)
16 vs. Cal State Fullerton (11/6/18)
16 vs. McNeese State (11/9/18)
15 at UCLA (1/24/19)
14 vs. Oregon State (2/22/20)
13 vs. Washington State (2/7/19)
13 vs. Texas Southern (12/1/18)
13 vs. Long Beach State (11/12/18)

BEST ASU AVERAGE SEASON ATTENDANCE MARKS

2017-18: 10,603 (Bobby Hurley)
2018-19: 10,538 (Bobby Hurley)
1995-96: 9,514 (Bill Frieder)
2008-09: 9,354 (Herb Sendek)
1994-95: 9,333 (Bill Frieder)
2019-20: 9,251 (Bobby Hurley)

TEAM LEADERS IN 2019-20 (includes shared)

Scoring: Martin (21), Edwards (3), House (1), White (3), Verge (8)
Rebounding: White (23), Martin (1), Edwards (2), Verge (3), Cherry (2), Graham (2), Lawrence (1)
Assists: Martin (22), Verge (7), House (3), White (1), Edwards (10), Mitchell (1), Lawrence (1)

THREE-POINT NOTE

Entering 2019-20 ASU has made a three-point-er in 621 straight games. The last time ASU did not make a three-pointer was in an 89-57 win over Washington in Tempe on Feb. 10, 2001.

TAESHON CHERRY DOUBLE-DIGIT SCORING GAMES (8-1)

19 vs. Omaha (Nov. 28, 2018)
15 vs. Oregon (Jan. 19, 2019)
15 vs. Utah State (Nov. 21, 2018)
14 vs. Texas Southern (Dec. 1, 2018)
13 vs. Washington (March 5, 2020)
12 vs. Oregon State (Jan. 17, 2019)
11 vs. Utah (1/18/2020)
11 vs. Stanford (Feb. 20, 2019)
10 at San Francisco (Dec. 3, 2019)

SUN DEVIL INDIVIDUAL HIGHS

#00 MICKEY MITCHELL HIGHS

SEASON **CAREER**
8 at California (2/16/20) **POINTS** 12 (3 times)
7 vs. TX-SO (12/28/19) **REBOUNDS** 13 vs. Vanderbilt (12/17/17)
3 vs. #14 Oregon (2/20/20) **STEALS** 3 vs. ARIZONA (2/15/18)
31 vs. #14 Oregon (2/20/20) **MIN.** 33 at Stanford (1/17/18)

#1 REMY MARTIN CAREER HIGHS

POINTS: 33 at Princeton (11/26/19)
FG MADE: 13 at Princeton (11/26/19)
FG ATT: 24 at UCLA (2/27/20)
3-PT MADE: 5 vs. ARIZONA (1/31/19)
REBOUNDS: 9 vs. Colorado/China (11/8/19)
ASSISTS: 8 vs. Colorado/China (11/8/19)
FT MADE: 9 vs. PRAIRIE VIEW A&M (12/11/19)
FT ATT.: 14 vs. vs. ARIZONA (1/31/19)
MINUTES: 41 vs. ARIZONA (1/31/19)

#2 ROB EDWARDS SUN DEVIL HIGHS

CLEVELAND STATE POINTS: 32 at Oakland (1/16/17)
ASU POINTS: 28 at Utah (2/16/19)
SEASON POINTS: 24 vs. #14 Oregon (2/20/20); vs. UTAH (1/18/20)
3-POINT FIELD GOALS: 7 at UCLA (2/27/20)
REBOUNDS: 8 vs. St. John's (3/20/19)
MINUTES: 41 vs. CAL STATE FULLERTON (11/6/18)

#4 KIMANI LAWRENCE SUN DEVIL HIGHS

SEASON **CAREER**
14 vs. Oregon St. (2/22/20) **POINTS** 22 vs. #15 Miss. St. (11/19/18)
6 (2x) vs. OSU (2/22/20) **REBOUNDS** . 8 (2x) at Vanderbilt (12/17/18)
3 vs. USC (2/8/20) **ASSISTS** 5 (2x) vs. TX-SO (12/1/18)
29 at #25 Arizona (1/4/20) **MINUTES** 39 (2x) vs. TX-SO (12/1/18)

#5 ELIAS VALTONEN CAREER HIGHS

POINTS: 10 vs. St. John's (11/23/19)
REBOUNDS: 4 vs. Colorado (11/9/19)
ASSISTS: 2 (twice)
MINUTES: 28 vs. St. John's (11/23/19)

#10 JAELEN HOUSE CAREER HIGHS

POINTS: 20 vs. TEXAS SOUTHERN (12/28) and RIDER (11/17/19)
REBOUNDS: 6 vs. St. John's (11/23/19)
3-POINT FIELD GOALS: 5 vs. TEXAS SOUTHERN (12/28/19)
ASSISTS: 5 vs. CCSU (11/14/19)
STEALS: 6 vs. Georgia (12/14/19)
MINUTES: 30 (twice)

#11 ALONZO VERGE JR. HIGHS

POINTS: 43 vs. Saint Mary's (12/18/19)
REBOUNDS: 7 at Stanford (2/13/20)
ASSISTS: 7 vs. TEXAS SOUTHERN (12/28/19)
STEALS: 4 (twice)
FT MADE: 10 at California (2/16/20)
FT ATTEMPTED: 11 at California (2/16/20)
MINUTES: 37 vs. CREIGHTON (12/21/19)

ALONZO VERGE TOP SCORING GAMES (11-3 WHEN HE SCORES 13/5-1 WHEN SCORES 20)

43 vs. St. Mary's (12/18/19)
26 vs. #14 Oregon (2/20/20)
26 vs. UCLA (2/6/20)
23 vs. Washington (3/5/20)
23 vs. Texas Southern (12/28/19)
22 at California (2/16/20)
20 vs. Prairie View A&M (12/11/19)
19 at Stanford (2/13/20)
19 vs. Creighton (12/21/19)
18 at Washington (2/1/20)
17 vs. Oregon State (2/22/20)
16 vs. USC (2/8/20)
15 vs. Georgia (12/14/19)
13 vs. Arizona (1/25/20)

#20 KHALID THOMAS HIGHS

POINTS: 14 at Princeton (11/26/19)
REBOUNDS: 5 at San Francisco (12/3/19)
MINUTES: 24 at Princeton (12/3/19)

#23 ROMELLO WHITE CAREER HIGHS

✓ AAU coach was Jerry Stackhouse
POINTS: 25 vs Northern Arizona (11/17/17)
REBOUNDS: 17 vs. GEORGIA (12/14/19)
FG MADE: 10 (2x) at Washington State (2/4/18)
FG ATTEMPTED: 12 vs. Colorado (1/16/20)
FREE THROWS MADE: 11 at Stanford (1/17/18)
FREE THROWS ATTEMPTED: 14 (twice)
BLOCKS: 3 (many times; vs. CCSU 11/14/19)
MINUTES: 39 vs Kansas State (11/23/17)

#24 JALEN GRAHAM HIGHS

POINTS: 10 vs. Central Connecticut State (11/14/19)
REBOUNDS: 7 (2x) at Wahshington (2/1/20)/vs. #22 ARIZONA (1/25/20)
BLOCKS: 5 vs. Colorado/China (11/8/19)
MINUTES: 28 vs. Colorado/China (11/8/19)

#35 TAESHON CHERRY HIGHS

SEASON **CAREER**
13 vs. Washington (3/5/20) **POINTS** 19 vs. OMAHA (11/28/18)
REBOUNDS 8 vs. COLORADO (1/16/20)
STEALS 4 vs. #1 KANSAS (12/22/18)
2 (twice) **3-PT FG MADE** 5 VS. OREGON (1/19/19)
29 vs. UTAH (1/18/20) **MINUTES** . 31 vs. (2x) vs. TX-SO (12/1/18)

2019-20 SUN DEVIL HIGHS AND LOWS (20-11; 11-7)

SUN DEVIL TEAM HIGHS

POINTS: 98 vs. TEXAS SOUTHERN
FIELD GOALS: 36 vs. TEXAS SOUTHERN
FIELD GOAL ATTEMPTS: 82 vs. RIDER
FIELD GOAL%: .571 vs. TEXAS SOUTHERN (36-63)
3-PT FIELD GOALS: 14 vs UCLA
3-PT FIELD GOALS ATT: 32 vs. RIDER
3-PT % (10 ATT.): .611 vs. UTAH (11-18)
FREE THROWS: 37 vs. PRAIRIE VIEW A&M
FREE THROWS ATTEMPTED: 51 vs. PRAIRIE VIEW A&M
FREE THROW % (10 ATT.): .909 at UCLA (10-11)
REBOUNDS: 46 vs. CENTRAL CONNECTICUT STATE
ASSISTS: 19 vs. TEXAS SOUTHERN/CENTRAL CONNECTICUT ST.
STEALS: 16 vs. RIDER
BLOCKS: 7 vs. #20 COLORADO
TURNOVERS: 21 at Washington State
FOULS: 26 at Washington
FIRST HALF POINTS: 48 vs. TEXAS SOUTHERN
SECOND HALF POINTS: 54 vs. UTAH

SUN DEVIL TEAM LOWS

POINTS: 45 vs. Virginia
FIELD GOALS: 17 vs. Virginia
FIELD GOAL ATTEMPTS: 42 vs. Virginia
FIELD GOAL%: .305/18-59 at #25 Arizona
3-PT FIELD GOALS: 3 (twice)
3-PT FIELD GOALS ATT: 12 at San Francisco
3-PT % (10 ATT.): .136/3-22 vs. St. Mary's
FREE THROWS: 4 vs. #22 ARIZONA
FREE THROWS ATTEMPTED: 8 vs. St. Mary's
FREE THROW % (10 ATT.): .421/8-19 at #25 Arizona
REBOUNDS: 26 vs. Virginia
ASSISTS: 2 at #25 Arizona
STEALS: 3 vs. COLORADO
BLOCKS: 0 at Stanford
TURNOVERS: 7 vs. RIDER
FOULS: 13 vs. Virginia
FIRST HALF POINTS: 17 at #25 Arizona
SECOND HALF POINTS: 24 vs. Virginia

SUN DEVIL INDIVIDUAL HIGHS

POINTS: 43 by Alonzo Verge Jr. vs. Saint Mary's
FIELD GOALS: 18 by Alonzo Verge Jr. vs. Saint Mary's
FIELD GOAL ATTEMPTS: 29 by Alonzo Verge Jr. vs. Saint Mary's
3-PT FGS: 7 by Rob Edwards
3-PT ATT: 12 by Rob Edwards vs. #22 ARIZONA
FREE THROWS: 10 by Romello White vs. PRAIRIE VIEW A&M
FT ATTEMPTED: 14 by Romello White vs. PRAIRIE VIEW A&M
FREE THROW % (8 ATT.): Remy Martin 8-8 at #9 Oregon/at UW
REBOUNDS: 17 by Romello White vs. GEORGIA
ASSISTS: 8 by Remy Martin vs. Colorado
STEALS: 6 by Jaelen House vs. GEORGIA
BLOCKS: 5 by Jalen Graham vs. Colorado

OPPONENT TEAM HIGHS

POINTS: 96 by Saint Mary's
FIELD GOALS: 34 by Saint Mary's
FIELD GOAL ATTEMPTS: 66 (3 times)
FIELD GOAL %: .596/34-57 vs. St. Mary's
3-POINTERS: 16 vs. St. Mary's
3-POINTER ATTEMPTS: 31 at Washington
3-POINT % (10 ATT.): .615/16-26 vs. St. Mary's
FREE THROWS: 26 at Washington
FREE THROW ATTEMPTS: 35 at Washington
FREE THROW % (10 ATT.): .833 by TEXAS SOUTHERN (20-24)
REBOUNDS: 49 by #25 Arizona
ASSISTS: 19 by Saint Mary's
STEALS: 12 at Washington State/Washington
BLOCKS: 9 vs. USC
TURNOVERS: 29 vs. RIDER
FOULS: 31 by PRAIRIE VIEW A&M
FIRST HALF POINTS: 51 by Saint Mary's
SECOND HALF POINTS: 49 by WASHINGTON

OPPONENT TEAM LOWS

POINTS: 48 vs. Virginia
FIELD GOALS: 17 vs. CENTRAL CONNECTICUT STATE
FIELD GOAL ATTEMPTS: 49 (twice)
FIELD GOAL %: .298/17-57 vs. CENTRAL CONNECTICUT STATE
3-POINTERS: 2 by GEORGIA
3-POINTER ATTEMPTS: 15 at #25 Arizona
3-POINT % (10 ATT.): .083/2-24 by GEORGIA
FREE THROWS: 4 at Princeton
FT ATTEMPTS: 7 by Virginia
FREE THROW % (10 ATT.): .429/by RIDER (6-14)
REBOUNDS: 21 at Stanford
ASSISTS: 5 at San Francisco
STEALS: 2 by CREIGHTON
BLOCKS: 0 by TEXAS SOUTHERN
TURNOVERS: 10 vs. Saint Mary's/UCLA/at Cal
FOULS: 13 by #7 Virginia/#22 ARIZONA

OPPONENT INDIVIDUAL HIGHS

POINTS: 34 by Jordan Ford of Saint Mary's
FIELD GOALS: 12 by Jordan Ford of Saint Mary's
FIELD GOAL ATTEMPTS: 19 by CJ Ellenby at Wazzu
FG % (5 MADE): .889/8-9 by Ethan Thompson at Oregon State
3-PT FGS: 7 by Jordan Ford of Saint Mary's
3-PT ATT: 11 by Jordan Ford of Saint Mary's
FREE THROWS: 9 by Zeke Nnaji of ARIZONA
FT ATTEMPTED: 13 by Darius Williams of PRAIRIE VIEW A&M
REBOUNDS: 18 by Richmond Arirguzoh at Princeton
ASSISTS: 14 by Tyger Campbell of UCLA
STEALS: 5 by Hameir Wright at Washington
BLOCKS: 4 by Kyle Kelly at Oregon State



2019-20 Arizona St. Men's Basketball
Season/Career Statistics
All games

Page 1/2
as of Mar 08, 2020

Summary

Player	Season Statistics										Career Statistics									
	GP-GS	MIN/G	FG%	3FG%	FT%	R/G	A/G	STL	BLK	PTS/G	GP-GS	MIN/G	FG%	3FG%	FT%	R/G	A/G	STL	BLK	PTS/G
ALLEN, Andre	4-0	3.2	.000	.000	.000	1.0	0.0	0	0	0.0	4-0	3.2	.000	.000	.000	1.0	0.0	0	0	0.0
BURNO, Micah	5-0	1.2	.000	.000	.000	0.0	0.0	1	0	0.0	5-0	1.2	.000	.000	.000	0.0	0.0	1	0	0.0
CHERRY, Taeshon	25-11	18.8	.352	.227	.609	3.4	0.5	14	12	4.6	55-14	18.0	.375	.302	.649	2.9	0.4	31	19	5.3
CHRISTOPHER, Caleb	9-0	3.3	.143	.500	.750	0.3	0.0	1	0	0.7	9-0	3.3	.143	.500	.750	0.3	0.0	1	0	0.7
EDWARDS, Rob	31-28	28.5	.379	.363	.754	3.6	0.7	33	2	11.6	59-49	28.8	.363	.368	.799	3.5	1.0	61	7	11.3
FEIT, Kyle	6-0	1.9	.400	.250	.750	0.3	0.0	0	0	1.3	10-0	1.6	.500	.333	.750	0.4	0.0	0	0	1.3
FOGERTY, Grant	6-0	1.1	.000	.000	.500	0.3	0.0	1	0	0.2	26-0	1.0	.333	.000	.500	0.1	0.1	1	0	0.1
GRAHAM, Jalen	28-2	10.9	.689	.000	.357	2.8	0.4	6	29	3.2	28-2	10.9	.689	.000	.357	2.8	0.4	6	29	3.2
HOUSE, Jaelen	30-0	15.9	.276	.267	.767	1.9	1.2	38	2	3.9	30-0	15.9	.276	.267	.767	1.9	1.2	38	2	3.9
LAWRENCE, Kimani	30-23	17.2	.412	.271	.524	2.6	0.5	18	11	4.9	83-38	18.7	.422	.291	.688	2.8	0.7	44	27	6.0
MARTIN, Remy	31-31	33.9	.432	.335	.772	3.1	4.1	47	1	19.1	95-59	30.0	.427	.332	.756	3.1	4.0	123	4	13.8
MITCHELL, Mickey	23-11	15.6	.381	.143	.529	2.7	0.8	16	5	1.8	53-22	18.0	.480	.321	.581	3.8	1.2	38	18	3.7
OLMSTED, John	4-0	1.3	.000	.000	.000	0.8	0.3	0	0	0.0	4-0	1.3	.000	.000	.000	0.8	0.3	0	0	0.0
THOMAS, Khalid	23-3	8.6	.512	.462	.545	1.4	0.2	12	2	2.6	23-3	8.6	.512	.462	.545	1.4	0.2	12	2	2.6
VALTONEN, Elias	19-8	14.3	.375	.500	.467	1.8	0.4	9	2	2.0	40-8	8.7	.415	.500	.529	1.1	0.2	12	6	1.4
VERGE JR. , Alonzo	28-9	26.7	.438	.289	.737	3.5	2.3	39	3	14.6	28-9	26.7	.438	.289	.737	3.5	2.3	39	3	14.6
WHITE, Romello	30-29	28.5	.569	.000	.683	8.8	1.0	14	35	10.2	95-92	25.9	.605	.000	.600	7.0	0.6	35	82	9.8

Scoring

Player	Season Statistics								Career Statistics							
	FG-FGA	FG%	3FG-3FGA	3FG%	FT-FTA	FT%	PTS	PTS/G	FG-FGA	FG%	3FG-3FGA	3FG%	FT-FTA	FT%	PTS	PTS/G
ALLEN, Andre	0-0	.000	0-0	.000	0-0	.000	0	0.0	0-0	.000	0-0	.000	0-0	.000	0	0.0
BURNO, Micah	0-0	.000	0-0	.000	0-0	.000	0	0.0	0-0	.000	0-0	.000	0-0	.000	0	0.0
CHERRY, Taeshon	43-122	.352	15-66	.227	14-23	.609	115	4.6	106-283	.375	55-182	.302	24-37	.649	291	5.3
CHRISTOPHER, Caleb	1-7	.143	1-2	.500	3-4	.750	6	0.7	1-7	.143	1-2	.500	3-4	.750	6	0.7
EDWARDS, Rob	117-309	.379	73-201	.363	52-69	.754	359	11.6	211-582	.363	124-337	.368	123-154	.799	669	11.3
FEIT, Kyle	2-5	.400	1-4	.250	3-4	.750	8	1.3	4-8	.500	2-6	.333	3-4	.750	13	1.3
FOGERTY, Grant	0-0	.000	0-0	.000	1-2	.500	1	0.2	1-3	.333	0-1	.000	1-2	.500	3	0.1
GRAHAM, Jalen	42-61	.689	0-0	.000	5-14	.357	89	3.2	42-61	.689	0-0	.000	5-14	.357	89	3.2
HOUSE, Jaelen	34-123	.276	16-60	.267	33-43	.767	117	3.9	34-123	.276	16-60	.267	33-43	.767	117	3.9
LAWRENCE, Kimani	54-131	.412	16-59	.271	22-42	.524	146	4.9	175-415	.422	52-179	.291	95-138	.688	497	6.0
MARTIN, Remy	204-472	.432	63-188	.335	122-158	.772	593	19.1	450-1054	.427	129-388	.332	285-377	.756	1314	13.8
MITCHELL, Mickey	16-42	.381	1-7	.143	9-17	.529	42	1.8	71-148	.480	9-28	.321	43-74	.581	194	3.7
OLMSTED, John	0-1	.000	0-0	.000	0-0	.000	0	0.0	0-1	.000	0-0	.000	0-0	.000	0	0.0
THOMAS, Khalid	21-41	.512	12-26	.462	6-11	.545	60	2.6	21-41	.512	12-26	.462	6-11	.545	60	2.6
VALTONEN, Elias	12-32	.375	7-14	.500	7-15	.467	38	2.0	17-41	.415	11-22	.500	9-17	.529	54	1.4
VERGE JR. , Alonzo	158-361	.438	22-76	.289	70-95	.737	408	14.6	158-361	.438	22-76	.289	70-95	.737	408	14.6
WHITE, Romello	112-197	.569	0-0	.000	82-120	.683	306	10.2	345-570	.605	0-0	.000	237-395	.600	927	9.8



2019-20 Arizona St. Men's Basketball
Season/Career Statistics
All games

Page 2/2
as of Mar 08, 2020

Totals

Player	Season Statistics									Career Statistics								
	O-REB	D-REB	TOTAL	PF	FO	A	TO	A/TO		O-REB	D-REB	TOTAL	PF	FO	A	TO	A/TO	
ALLEN, Andre	0	4	4	2	0	0	0	0.0		0	4	4	2	0	0	0	0.0	
BURNO, Micah	0	0	0	1	0	0	1	0.0		0	0	0	1	0	0	1	0.0	
CHERRY, Taeshon	28	56	84	81	5	12	17	0.7		42	120	162	150	6	22	32	0.7	
CHRISTOPHER, Caleb	1	2	3	3	0	0	3	0.0		1	2	3	3	0	0	3	0.0	
EDWARDS, Rob	17	95	112	69	1	21	57	0.4		26	178	204	124	1	57	94	0.6	
FEIT, Kyle	0	2	2	0	0	0	1	0.0		0	4	4	1	0	0	2	0.0	
FOGERTY, Grant	1	1	2	0	0	0	0	0.0		1	1	2	3	0	2	0	0.0	
GRAHAM, Jalen	34	43	77	49	0	11	21	0.5		34	43	77	49	0	11	21	0.5	
HOUSE, Jaelen	11	46	57	52	0	35	25	1.4		11	46	57	52	0	35	25	1.4	
LAWRENCE, Kimani	26	52	78	57	1	14	23	0.6		72	158	230	177	3	60	78	0.8	
MARTIN, Remy	14	82	96	47	0	127	96	1.3		57	235	292	138	0	381	206	1.8	
MITCHELL, Mickey	22	40	62	51	1	18	18	1.0		63	140	203	130	3	63	57	1.1	
OLMSTED, John	1	2	3	0	0	1	0	0.0		1	2	3	0	0	1	0	0.0	
THOMAS, Khalid	8	25	33	13	0	5	3	1.7		8	25	33	13	0	5	3	1.7	
VALTONEN, Elias	4	31	35	32	0	7	10	0.7		5	38	43	39	0	9	16	0.6	
VERGE JR. , Alonzo	18	79	97	45	1	63	60	1.1		18	79	97	45	1	63	60	1.1	
WHITE, Romello	81	184	265	75	2	31	63	0.5		237	425	662	281	12	55	152	0.4	



2019-20 Arizona St. Men's Basketball Combined Team Statistics All games

Page 1/1
as of Mar 08, 2020

Game Records

Record	Overall	Home	Away	Neutral
ALL GAMES	20-11	13-3	6-5	1-3
CONFERENCE	11-7	7-2	4-5	0-0
NON-CONFERENCE	9-4	6-1	2-0	1-3

Score by Periods

Team	1st	2nd	OT	TOT
Arizona St.	1054	1234	0	2288
Opponents	1031	1153	0	2184

Team Box Score

No.	Player				Total		3-Point		F-Throw		Rebounds											
		GP-GS	MIN	AVG	FG-FGA	FG%	3FG-FGA	3FG%	FT-FTA	FT%	OFF	DEF	TOT	AVG	PF	DQ	A	TO	BLK	STL	PTS	AVG
1	MARTIN, Remy	31-31	1049:47	33.9	204-472	.432	63-188	.335	122-158	.772	14	82	96	3.1	47	0	127	96	1	47	593	19.1
11	VERGE JR. , Alonzo	28-9	747:52	26.7	158-361	.438	22-76	.289	70-95	.737	18	79	97	3.5	45	1	63	60	3	39	408	14.6
2	EDWARDS, Rob	31-28	882:29	28.5	117-309	.379	73-201	.363	52-69	.754	17	95	112	3.6	69	1	21	57	2	33	359	11.6
23	WHITE, Romello	30-29	854:25	28.5	112-197	.569	0-0	.000	82-120	.683	81	184	265	8.8	75	2	31	63	35	14	306	10.2
4	LAWRENCE, Kimani	30-23	517:03	17.2	54-131	.412	16-59	.271	22-42	.524	26	52	78	2.6	57	1	14	23	11	18	146	4.9
35	CHERRY, Taeshon	25-11	469:45	18.8	43-122	.352	15-66	.227	14-23	.609	28	56	84	3.4	81	5	12	17	12	14	115	4.6
10	HOUSE, Jaelen	30-0	475:55	15.9	34-123	.276	16-60	.267	33-43	.767	11	46	57	1.9	52	0	35	25	2	38	117	3.9
24	GRAHAM, Jalen	28-2	304:17	10.9	42-61	.689	0-0	.000	5-14	.357	34	43	77	2.8	49	0	11	21	29	6	89	3.2
20	THOMAS, Khalid	23-3	197:18	8.6	21-41	.512	12-26	.462	6-11	.545	8	25	33	1.4	13	0	5	3	2	12	60	2.6
5	VALTONEN, Elias	19-8	271:52	14.3	12-32	.375	7-14	.500	7-15	.467	4	31	35	1.8	32	0	7	10	2	9	38	2.0
0	MITCHELL, Mickey	23-11	358:57	15.6	16-42	.381	1-7	.143	9-17	.529	22	40	62	2.7	51	1	18	18	5	16	42	1.8
30	FEIT, Kyle	6-0	11:11	1.9	2-5	.400	1-4	.250	3-4	.750	0	2	2	0.3	0	0	0	1	0	0	8	1.3
3	CHRISTOPHER, Caleb	9-0	29:20	3.3	1-7	.143	1-2	.500	3-4	.750	1	2	3	0.3	3	0	0	3	0	1	6	0.7
25	FOGERTY, Grant	6-0	06:22	1.1	0-0	.000	0-0	.000	1-2	.500	1	1	2	0.3	0	0	0	0	0	1	1	0.2
15	OLMSTED, John	4-0	05:04	1.3	0-1	.000	0-0	.000	0-0	.000	1	2	3	0.8	0	0	1	0	0	0	0	0.0
22	ALLEN, Andre	4-0	12:38	3.2	0-0	.000	0-0	.000	0-0	.000	0	4	4	1.0	2	0	0	0	0	0	0	0.0
12	BURNO, Micah	5-0	05:45	1.2	0-0	.000	0-0	.000	0-0	.000	0	0	0	0.0	1	0	0	1	0	1	0	0.0
Team											47	62	109					12				
Total		31	6200		816-1904	.429	227-703	.323	429-617	.695	313	806	1119	36.1	577	11	345	410	104	249	2288	73.8
Opponents		31	6200		769-1796	.428	227-686	.331	419-615	.681	323	868	1191	38.4	569	14	388	509	119	203	2184	70.5

Team Statistics

	ASU	OPP
Scoring	2288	2184
Points per game	73.8	70.5
Scoring margin	+3.4	-
Field goals-att	816-1904	769-1796
Field goal pct	.429	.428
3 point fg-att	227-703	227-686
3-point FG pct	.323	.331
3-pt FG made per game	7.3	7.3
Free throws-att	429-617	419-615
Free throw pct	.695	.681
F-Throws made per game	13.8	13.5
Rebounds	1119	1191
Rebounds per game	36.1	38.4
Rebounding margin	-2.3	-
Assists	345	388
Assists per game	11.1	12.5
Turnovers	410	509
Turnovers per game	13.2	16.4
Turnover margin	+3.2	-
Assist/turnover ratio	0.8	0.8
Steals	249	203
Steals per game	8.0	6.5
Blocks	104	119
Blocks per game	3.4	3.8
Winning streak	1	-
Home win streak	1	-
Attendance	148019	69951
Home games-Avg/Game	16-9251	11-6359
Neutral site-Avg/Game	-	4-6181

Team Results

Date	Opponent		Score	Att.
11/08/2019	vs Colorado	L	71-81	4328
11/14/2019	Central Conn. St.	W	90-49	7496
11/17/2019	Rider	W	92-55	7472
11/23/2019	vs St. John's (NY)	W	80-67	7682
11/24/2019	vs Virginia	L	45-48	5822
11/26/2019	at Princeton	W	67-65	2727
12/03/2019	at San Francisco	W	71-67	2892
12/07/2019	Louisiana	W	77-65	7685
12/11/2019	Prairie View	W	88-79	6889
12/14/2019	Georgia	W	79-59	9067
12/18/2019	vs Saint Mary's (CA)	L	56-96	6892
12/21/2019	Creighton	L	60-67	9395
12/28/2019	Texas Southern	W	98-81	8795
01/04/2020	at Arizona	L	47-75	14644
01/09/2020	at Oregon St.	W	82-76	4828
01/11/2020	at Oregon	L	69-78	9213
01/16/2020	Colorado	L	61-68	9479
01/18/2020	Utah	W	83-64	9608
01/25/2020	Arizona	W	66-65	13500
01/29/2020	at Washington St.	L	65-67	2811
02/01/2020	at Washington	W	87-83	9066
02/06/2020	UCLA	W	84-66	7708
02/08/2020	Southern California	W	66-64	9628
02/13/2020	at Stanford	W	74-69	3312
02/16/2020	at California	W	80-75	6046
02/20/2020	Oregon	W	77-72	12951
02/22/2020	Oregon St.	W	74-73	9688
02/27/2020	at UCLA	L	72-75	9626
02/29/2020	at Southern California	L	61-71	4786
03/05/2020	Washington	L	83-90	9829
03/07/2020	Washington St.	W	83-74	8829



2019-20 Arizona St. Men's Basketball Team Game-by-Game All games

Page 1/1
as of Mar 08, 2020

				Total		3-Pointers		Free throws		Rebounds											
Opponent	Date	Score		FG-FGA	PCT	3FG-FGA	PCT	FT-FTA	PCT	OFF	DEF	TOT	AVG	PF	A	TO	BLK	STL	PTS	AVG	
vs Colorado	11/08/2019	71-81	L	25-65	.385	8-20	.400	13-18	.722	6	30	36	36.0	24	12	16	6	10	71	71.0	
Central Conn. St.	11/14/2019	90-49	W	29-65	.446	7-27	.259	25-33	.758	12	34	46	41.0	18	19	12	5	14	90	80.5	
Rider	11/17/2019	92-55	W	35-82	.427	10-32	.313	12-20	.600	15	30	45	42.3	18	15	7	6	16	92	84.3	
vs St. John's (NY)	11/23/2019	80-67	W	28-61	.459	5-19	.263	19-26	.731	11	28	39	41.5	19	9	13	4	6	80	83.3	
vs Virginia	11/24/2019	45-48	L	17-42	.405	5-19	.263	6-10	.600	4	22	26	38.4	13	7	15	2	8	45	75.6	
at Princeton	11/26/2019	67-65	W	24-53	.453	8-16	.500	11-17	.647	4	24	28	36.7	15	10	8	1	5	67	74.2	
at San Francisco	12/03/2019	71-67	W	26-62	.419	5-12	.417	14-19	.737	8	34	42	37.4	16	9	12	2	7	71	73.7	
Louisiana	12/07/2019	77-65	W	28-67	.418	6-26	.231	15-22	.682	16	26	42	38.0	18	13	12	1	10	77	74.1	
Prairie View	12/11/2019	88-79	W	23-51	.451	5-17	.294	37-51	.725	8	26	34	37.6	25	9	13	4	8	88	75.7	
Georgia	12/14/2019	79-59	W	33-67	.493	6-25	.240	7-16	.438	11	31	42	38.0	18	12	17	1	9	79	76.0	
vs Saint Mary's (CA)	12/18/2019	56-96	L	23-64	.359	3-22	.136	7-8	.875	10	23	33	37.5	20	4	15	3	5	56	74.2	
Creighton	12/21/2019	60-67	L	23-65	.354	7-26	.269	7-10	.700	11	26	37	37.5	14	11	11	3	5	60	73.0	
Texas Southern	12/28/2019	98-81	W	36-63	.571	12-25	.480	14-21	.667	10	22	32	37.1	19	19	16	1	13	98	74.9	
at Arizona	01/04/2020	47-75	L	18-59	.305	3-21	.143	8-19	.421	9	26	35	36.9	22	2	15	5	4	47	72.9	
at Oregon St.	01/09/2020	82-76	W	29-60	.483	8-16	.500	16-24	.667	9	29	38	37.0	24	13	12	3	10	82	73.5	
at Oregon	01/11/2020	69-78	L	23-59	.390	9-29	.310	14-16	.875	10	18	28	36.4	18	12	9	2	4	69	73.3	
Colorado	01/16/2020	61-68	L	24-70	.343	6-23	.261	7-11	.636	17	25	42	36.8	22	10	14	7	3	61	72.5	
Utah	01/18/2020	83-64	W	30-58	.517	11-18	.611	12-18	.667	8	22	30	36.4	16	15	13	6	6	83	73.1	
Arizona	01/25/2020	66-65	W	28-72	.389	6-29	.207	4-9	.444	12	29	41	36.6	15	13	12	5	8	66	72.7	
at Washington St.	01/29/2020	65-67	L	26-63	.413	5-19	.263	8-15	.533	14	28	42	36.9	15	9	21	4	8	65	72.4	
at Washington	02/01/2020	87-83	W	26-57	.456	8-28	.286	27-33	.818	10	32	42	37.1	26	9	19	2	8	87	73.0	
UCLA	02/06/2020	84-66	W	29-58	.500	14-24	.583	12-17	.706	5	31	36	37.1	14	16	9	4	4	84	73.5	
Southern California	02/08/2020	66-64	W	21-67	.313	8-25	.320	16-20	.800	17	25	42	37.3	17	7	16	5	12	66	73.2	
at Stanford	02/13/2020	74-69	W	29-53	.547	5-16	.313	11-16	.688	9	21	30	37.0	19	9	20	0	5	74	73.3	
at California	02/16/2020	80-75	W	26-53	.491	7-15	.467	21-30	.700	6	25	31	36.8	18	8	9	4	5	80	73.5	
Oregon	02/20/2020	77-72	W	29-60	.483	8-21	.381	11-21	.524	11	27	38	36.8	16	17	13	1	9	77	73.7	
Oregon St.	02/22/2020	74-73	W	26-53	.491	7-25	.280	15-20	.750	10	18	28	36.5	16	10	12	4	8	74	73.7	
at UCLA	02/27/2020	72-75	L	26-57	.456	10-19	.526	10-11	.909	6	21	27	36.1	21	6	14	4	9	72	73.6	
at Southern California	02/29/2020	61-71	L	19-58	.328	7-29	.241	16-23	.696	6	22	28	35.9	21	8	10	2	9	61	73.2	
Washington	03/05/2020	83-90	L	29-71	.408	11-31	.355	14-18	.778	14	21	35	35.8	19	18	9	2	8	83	73.5	
Washington St.	03/07/2020	83-74	W	28-69	.406	7-29	.241	20-25	.800	14	30	44	36.1	21	14	16	5	13	83	73.8	
Total		2288		816-1904	.429	227-703	.323	429-617	.695	313	806	1119	36.1	577	345	410	104	249	2288	73.8	
Opponents		2184		769-1796	.428	227-686	.331	419-615	.681	323	868	1191	38.4	569	388	509	119	203	2184	70.5	

Arizona St. Averages

Games Played	Points/game	FG Pct	3FG Pct	FT Pct	Rebounds/game	Assists/game	Turnovers/game	Assist/Turnover ratio	Steals/game	Blocks/game
31	73.8	42.9	32.3	69.5	36.1	11.1	13.2	0.8	8.0	3.4



2019-20 Arizona St. Men's Basketball
Team Overall Conference
All games

Page 1/2
as of Mar 08, 2020

Summary

Player	Overall Statistics										Conference Statistics									
	GP-GS	MIN/G	FG%	3FG%	FT%	R/G	A/G	STL	BLK	PTS/G	GP-GS	MIN/G	FG%	3FG%	FT%	R/G	A/G	STL	BLK	PTS/G
MARTIN, Remy	31-31	33.9	.432	.335	.772	3.1	4.1	47	1	19.1	18-18	35.0	.426	.344	.789	2.7	4.1	20	0	20.0
VERGE JR. , Alonzo	28-9	26.7	.438	.289	.737	3.5	2.3	39	3	14.6	18-4	26.6	.443	.341	.703	3.2	1.9	25	3	14.2
EDWARDS, Rob	31-28	28.5	.379	.363	.754	3.6	0.7	33	2	11.6	18-15	30.0	.405	.387	.756	3.6	0.9	26	1	13.4
WHITE, Romello	30-29	28.5	.569	.000	.683	8.8	1.0	14	35	10.2	18-18	29.4	.496	.000	.726	8.0	1.2	10	21	9.3
LAWRENCE, Kimani	30-23	17.2	.412	.271	.524	2.6	0.5	18	11	4.9	18-17	18.8	.413	.308	.636	2.7	0.6	7	8	5.1
CHERRY, Taeshon	25-11	18.8	.352	.227	.609	3.4	0.5	14	12	4.6	13-7	18.3	.304	.207	.583	4.2	0.3	8	10	3.6
HOUSE, Jaalen	30-0	15.9	.276	.267	.767	1.9	1.2	38	2	3.9	17-0	12.0	.146	.136	.563	1.2	0.6	13	1	1.4
GRAHAM, Jalen	28-2	10.9	.689	.000	.357	2.8	0.4	6	29	3.2	17-0	10.4	.694	.000	.333	3.1	0.3	3	15	3.2
THOMAS, Khalid	23-3	8.6	.512	.462	.545	1.4	0.2	12	2	2.6	10-0	8.9	.526	.500	.667	1.6	0.3	4	1	2.8
VALTONEN, Elias	19-8	14.3	.375	.500	.467	1.8	0.4	9	2	2.0	6-0	7.9	.333	.500	.000	0.5	0.2	4	0	0.8
MITCHELL, Mickey	23-11	15.6	.381	.143	.529	2.7	0.8	16	5	1.8	18-11	17.3	.412	.167	.563	2.9	0.8	13	5	2.1
FEIT, Kyle	6-0	1.9	.400	.250	.750	0.3	0.0	0	0	1.3	2-0	0.6	.000	.000	.000	0.0	0.0	0	0	0.0
CHRISTOPHER, Caleb	9-0	3.3	.143	.500	.750	0.3	0.0	1	0	0.7	5-0	1.7	.000	.000	1.000	0.2	0.0	0	0	0.4
FOGERTY, Grant	6-0	1.1	.000	.000	.500	0.3	0.0	1	0	0.2	3-0	0.5	.000	.000	.000	0.7	0.0	0	0	0.0
OLMSTED, John	4-0	1.3	.000	.000	.000	0.8	0.3	0	0	0.0	2-0	0.6	.000	.000	.000	0.5	0.0	0	0	0.0
ALLEN, Andre	4-0	3.2	.000	.000	.000	1.0	0.0	0	0	0.0	0-0	0.0	.000	.000	.000	0.0	0.0	0	0	0.0
BURNO, Micah	5-0	1.2	.000	.000	.000	0.0	0.0	1	0	0.0	2-0	0.6	.000	.000	.000	0.0	0.0	0	0	0.0
Totals	31		.429	.323	.695	36.1	11.1	249	104	73.8	18		.425	.336	.699	35.4	10.9	133	65	73.0
Opponent	31		.428	.331	.681	38.4	12.5	203	119	70.5	18		.438	.344	.702	37.8	13.3	128	76	72.5

Scoring

Player	Overall Statistics								Conference Statistics							
	FG-FGA	FG%	3FG-3FGA	3FG%	FT-FTA	FT%	PTS	PTS/G	FG-FGA	FG%	3FG-3FGA	3FG%	FT-FTA	FT%	PTS	PTS/G
MARTIN, Remy	204-472	.432	63-188	.335	122-158	.772	593	19.1	123-289	.426	43-125	.344	71-90	.789	360	20.0
VERGE JR. , Alonzo	158-361	.438	22-76	.289	70-95	.737	408	14.6	98-221	.443	15-44	.341	45-64	.703	256	14.2
EDWARDS, Rob	117-309	.379	73-201	.363	52-69	.754	359	11.6	77-190	.405	53-137	.387	34-45	.756	241	13.4
WHITE, Romello	112-197	.569	0-0	.000	82-120	.683	306	10.2	61-123	.496	0-0	.000	45-62	.726	167	9.3
LAWRENCE, Kimani	54-131	.412	16-59	.271	22-42	.524	146	4.9	33-80	.413	12-39	.308	14-22	.636	92	5.1
CHERRY, Taeshon	43-122	.352	15-66	.227	14-23	.609	115	4.6	17-56	.304	6-29	.207	7-12	.583	47	3.6
HOUSE, Jaalen	34-123	.276	16-60	.267	33-43	.767	117	3.9	6-41	.146	3-22	.136	9-16	.563	24	1.4
GRAHAM, Jalen	42-61	.689	0-0	.000	5-14	.357	89	3.2	25-36	.694	0-0	.000	4-12	.333	54	3.2
THOMAS, Khalid	21-41	.512	12-26	.462	6-11	.545	60	2.6	10-19	.526	6-12	.500	2-3	.667	28	2.8
VALTONEN, Elias	12-32	.375	7-14	.500	7-15	.467	38	2.0	2-6	.333	1-2	.500	0-2	.000	5	0.8
MITCHELL, Mickey	16-42	.381	1-7	.143	9-17	.529	42	1.8	14-34	.412	1-6	.167	9-16	.563	38	2.1
FEIT, Kyle	2-5	.400	1-4	.250	3-4	.750	8	1.3	0-0	.000	0-0	.000	0-0	.000	0	0.0
CHRISTOPHER, Caleb	1-7	.143	1-2	.500	3-4	.750	6	0.7	0-2	.000	0-1	.000	2-2	1.000	2	0.4
FOGERTY, Grant	0-0	.000	0-0	.000	1-2	.500	1	0.2	0-0	.000	0-0	.000	0-0	.000	0	0.0
OLMSTED, John	0-1	.000	0-0	.000	0-0	.000	0	0.0	0-0	.000	0-0	.000	0-0	.000	0	0.0
ALLEN, Andre	0-0	.000	0-0	.000	0-0	.000	0	0.0	0-0	.000	0-0	.000	0-0	.000	0	0.0
BURNO, Micah	0-0	.000	0-0	.000	0-0	.000	0	0.0	0-0	.000	0-0	.000	0-0	.000	0	0.0
Totals	816-1904	.429	227-703	.323	429-617	.695	2288	73.8	466-1097	.425	140-417	.336	242-346	.699	1314	73.0
Opponent	769-1796	.428	227-686	.331	419-615	.681	2184	70.5	449-1025	.438	141-410	.344	266-379	.702	1305	72.5



2019-20 Arizona St. Men's Basketball
Team Overall Conference
All games

Page 2/2
as of Mar 08, 2020

Totals

	Overall Statistics									Conference Statistics								
Player	O-REB	D-REB	TOTAL	PF	FO	A	TO	A/TO	HI PTS	O-REB	D-REB	TOTAL	PF	FO	A	TO	A/TO	HI PTS
MARTIN, Remy	14	82	96	47	0	127	96	1.3	33	7	42	49	28	0	74	59	1.3	30
VERGE JR. , Alonzo	18	79	97	45	1	63	60	1.1	43	8	49	57	30	1	35	40	0.9	26
EDWARDS, Rob	17	95	112	69	1	21	57	0.4	24	8	57	65	39	1	17	33	0.5	24
WHITE, Romello	81	184	265	75	2	31	63	0.5	19	43	101	144	56	2	21	42	0.5	19
LAWRENCE, Kimani	26	52	78	57	1	14	23	0.6	14	16	33	49	33	0	11	12	0.9	14
CHERRY, Taeshon	28	56	84	81	5	12	17	0.7	13	19	36	55	44	3	4	8	0.5	13
HOUSE, Jaelen	11	46	57	52	0	35	25	1.4	20	4	16	20	24	0	10	7	1.4	9
GRAHAM, Jalen	34	43	77	49	0	11	21	0.5	10	24	28	52	32	0	5	11	0.5	9
THOMAS, Khalid	8	25	33	13	0	5	3	1.7	14	4	12	16	5	0	3	2	1.5	10
VALTONEN, Elias	4	31	35	32	0	7	10	0.7	10	0	3	3	5	0	1	3	0.3	3
MITCHELL, Mickey	22	40	62	51	1	18	18	1.0	8	17	35	52	44	1	15	17	0.9	8
FEIT, Kyle	0	2	2	0	0	0	1	0.0	5	0	0	0	0	0	0	0	0.0	0
CHRISTOPHER, Caleb	1	2	3	3	0	0	3	0.0	4	0	1	1	0	0	0	2	0.0	2
FOGERTY, Grant	1	1	2	0	0	0	0	0.0	1	1	1	2	0	0	0	0	0.0	0
OLMSTED, John	1	2	3	0	0	1	0	1.0	0	0	1	1	0	0	0	0	0.0	0
ALLEN, Andre	0	4	4	2	0	0	0	0.0	0	0	0	0	0	0	0	0	0.0	0
BURNO, Micah	0	0	0	1	0	0	1	0.0	0	0	0	0	0	0	0	0	0.0	0
Totals	313	806	1119	577	11	345	410	0.8	98	187	450	637	340	8	196	243	0.8	87
Opponent	323	868	1191	569	14	388	509	0.8	96	182	498	680	313	6	239	286	0.8	90



2019-20 Arizona St. Men's Basketball
Points-rebounds-assists
All games

Page 1/2
as of Mar 08, 2020

Opponent	Date	Score		0 MITCHELL,M	1 MARTIN,REM	2 EDWARDS,RO	3 CHRISTOPHE	4 LAWRENCE,K	5 VALTONEN,E	10 HOUSE,JAEL	11 VERGE JR.	12 BURN, MICA	15 OLMSTED,JO	20 THOMAS,KHA
vs CU	11/08/2019	71-81	L	DNP	23-9-8	20-1-0	DNP	10-6-0	1-4-0	7-1-1	4-6-2	DNP	DNP	0-1-0
CCSU	11/14/2019	90-49	W	DNP	14-2-3	23-4-1	4-2-0	6-5-1	1-3-0	14-4-5	10-2-5	0-0-0	0-0-0	0-2-0
Rider	11/17/2019	92-55	W	DNP	20-3-3	5-3-0	0-0-0	2-2-0	6-3-1	20-5-2	11-6-4	0-0-0	0-2-1	2-0-0
vs SJU	11/23/2019	80-67	W	DNP	19-4-2	13-7-0	0-0-0	1-1-0	10-2-2	11-6-3	DNP	0-0-0	DNP	0-0-0
vs UVa	11/24/2019	45-48	L	DNP	21-1-3	10-6-0	DNP	0-3-0	0-3-0	0-4-3	DNP	DNP	DNP	0-0-1
at PU	11/26/2019	67-65	W	DNP	33-4-3	3-1-1	DNP	0-0-0	4-3-0	2-5-2	DNP	DNP	DNP	14-2-1
at USF	12/03/2019	71-67	W	DNP	14-6-5	5-5-0	DNP	7-2-0	6-2-0	0-1-1	3-1-2	DNP	DNP	3-5-0
LA	12/07/2019	77-65	W	DNP	15-1-4	17-5-1	DNP	2-3-0	0-2-2	9-4-1	4-3-2	DNP	DNP	2-3-0
PVAM	12/11/2019	88-79	W	0-0-0	21-3-3	14-1-0	DNP	4-1-1	5-3-0	5-1-2	20-4-2	DNP	DNP	2-2-0
UGa	12/14/2019	79-59	W	0-0-0	23-3-6	5-5-0	0-0-0	11-2-0	0-3-0	2-1-3	15-5-2	DNP	DNP	0-0-0
vs SMC	12/18/2019	56-96	L	0-5-1	0-1-1	0-4-0	DNP	0-1-0	0-2-0	0-1-0	43-3-2	DNP	DNP	0-0-0
CU	12/21/2019	60-67	L	0-1-0	7-5-7	2-2-1	DNP	DNP	0-1-0	3-2-1	19-4-0	DNP	DNP	3-0-0
TSU	12/28/2019	98-81	W	4-4-2	23-5-5	1-3-0	DNP	11-3-1	0-1-1	20-2-1	23-6-7	DNP	DNP	6-2-0
at UA	01/04/2020	47-75	L	2-3-0	20-3-1	2-2-0	0-0-0	8-5-0	DNP	3-4-0	8-2-1	DNP	DNP	DNP
at OSU	01/09/2020	82-76	W	2-4-2	24-0-3	18-4-2	DNP	9-5-0	0-0-0	1-1-1	7-4-5	DNP	DNP	DNP
at Oregon	01/11/2020	69-78	L	2-4-0	29-3-6	11-2-0	DNP	6-3-1	DNP	9-1-1	0-3-3	DNP	DNP	DNP
CU	01/16/2020	61-68	L	0-2-0	25-7-6	8-1-1	DNP	0-3-0	DNP	0-3-1	7-2-0	DNP	DNP	DNP
Utah	01/18/2020	83-64	W	0-3-0	20-1-6	24-1-2	2-0-0	5-3-1	3-1-0	DNP	9-3-3	0-0-0	0-0-0	0-0-0
UA	01/25/2020	66-65	W	0-2-0	24-3-4	15-7-1	DNP	0-1-1	DNP	0-0-0	13-4-2	DNP	DNP	DNP
at WSU	01/29/2020	65-67	L	0-0-0	12-5-2	11-1-1	0-1-0	4-3-0	0-1-0	1-0-0	11-2-1	DNP	DNP	0-3-1
at UW	02/01/2020	87-83	W	0-2-2	19-3-1	18-4-2	DNP	0-5-0	DNP	0-0-1	18-5-2	DNP	DNP	10-2-0
UCLA	02/06/2020	84-66	W	2-1-3	15-2-7	13-5-2	0-0-0	11-2-1	DNP	0-0-0	26-1-2	0-0-0	0-1-0	9-2-0
USC	02/08/2020	66-64	W	2-1-0	22-5-3	11-4-0	DNP	0-3-3	DNP	0-5-0	16-1-0	DNP	DNP	5-1-1
at Stan	02/13/2020	74-69	W	0-3-0	24-2-2	4-4-0	DNP	11-1-0	2-1-1	3-0-0	19-7-4	DNP	DNP	DNP
at Cal	02/16/2020	80-75	W	8-3-0	22-1-5	7-4-0	DNP	7-1-0	0-0-0	0-0-0	22-6-2	DNP	DNP	DNP
Oregon	02/20/2020	77-72	W	4-7-2	11-3-5	24-4-1	0-0-0	1-2-0	0-0-0	1-0-4	26-3-3	DNP	DNP	0-1-0
OSU	02/22/2020	74-73	W	0-2-1	17-3-4	10-3-1	DNP	14-6-2	DNP	1-2-0	17-1-1	DNP	DNP	0-0-0
at UCLA	02/27/2020	72-75	L	0-3-1	30-2-3	23-3-0	DNP	3-1-0	DNP	0-1-0	12-4-2	DNP	DNP	0-3-0
at USC	02/29/2020	61-71	L	3-1-1	22-1-4	10-4-1	DNP	2-1-0	DNP	5-1-1	6-1-0	DNP	DNP	1-1-0
UW	03/05/2020	83-90	L	5-5-2	6-4-6	23-6-0	DNP	8-2-1	DNP	0-2-1	19-1-3	DNP	DNP	DNP
WSU	03/07/2020	83-74	W	8-6-1	18-1-6	9-6-3	DNP	3-2-1	DNP	0-0-0	20-7-1	DNP	DNP	3-3-1



2019-20 Arizona St. Men's Basketball
Points-rebounds-assists
All games

Page 2/2
as of Mar 08, 2020

Opponent	Date	Score		22 ALLEN,ANDR	23 WHITE,ROME	24 GRAHAM,JAL	25 FOGERTY,GR	30 FEIT,KYLE	35 CHERRY,TAE
vs CU	11/08/2019	71-81	L	0-2-0	DNP	6-3-1	DNP	DNP	DNP
CCSU	11/14/2019	90-49	W	0-1-0	2-11-1	10-4-3	1-0-0	1-1-0	4-2-0
Rider	11/17/2019	92-55	W	0-1-0	11-7-1	4-4-0	0-0-0	5-0-0	6-3-3
vs SJU	11/23/2019	80-67	W	0-0-0	15-9-0	4-4-0	0-0-0	2-0-0	5-3-2
vs UVa	11/24/2019	45-48	L	DNP	10-3-0	2-0-0	DNP	DNP	2-1-0
at PU	11/26/2019	67-65	W	DNP	11-9-3	0-1-0	DNP	DNP	0-1-0
at USF	12/03/2019	71-67	W	DNP	14-11-0	9-4-1	DNP	DNP	10-3-0
LA	12/07/2019	77-65	W	DNP	19-14-0	0-2-1	DNP	DNP	9-2-2
PVAM	12/11/2019	88-79	W	DNP	14-16-1	0-1-0	DNP	DNP	3-0-0
UGa	12/14/2019	79-59	W	DNP	18-17-1	0-1-0	DNP	DNP	5-3-0
vs SMC	12/18/2019	56-96	L	DNP	5-12-0	0-1-0	DNP	0-1-0	8-0-0
CU	12/21/2019	60-67	L	DNP	18-12-2	DNP	DNP	DNP	8-6-0
TSU	12/28/2019	98-81	W	DNP	2-0-1	DNP	DNP	DNP	8-5-1
at UA	01/04/2020	47-75	L	DNP	0-5-0	4-2-0	DNP	DNP	0-4-0
at OSU	01/09/2020	82-76	W	DNP	12-9-0	6-5-0	DNP	DNP	3-3-0
at Oregon	01/11/2020	69-78	L	DNP	7-9-1	2-0-0	DNP	DNP	3-0-0
CU	01/16/2020	61-68	L	DNP	19-10-1	0-2-0	DNP	DNP	2-8-1
Utah	01/18/2020	83-64	W	DNP	5-4-1	4-3-1	0-1-0	0-0-0	11-5-1
UA	01/25/2020	66-65	W	DNP	6-4-2	4-7-2	DNP	DNP	4-5-1
at WSU	01/29/2020	65-67	L	DNP	15-11-4	9-6-0	DNP	DNP	2-5-0
at UW	02/01/2020	87-83	W	DNP	18-7-1	4-7-0	DNP	DNP	0-3-0
UCLA	02/06/2020	84-66	W	DNP	8-16-1	DNP	0-0-0	0-0-0	0-2-0
USC	02/08/2020	66-64	W	DNP	7-10-0	2-2-0	DNP	DNP	1-6-0
at Stan	02/13/2020	74-69	W	DNP	5-6-1	6-5-1	DNP	DNP	DNP
at Cal	02/16/2020	80-75	W	DNP	10-10-1	4-5-0	DNP	DNP	DNP
Oregon	02/20/2020	77-72	W	DNP	8-11-2	2-1-0	DNP	DNP	DNP
OSU	02/22/2020	74-73	W	DNP	15-7-1	0-0-0	DNP	DNP	DNP
at UCLA	02/27/2020	72-75	L	DNP	4-6-0	0-3-0	DNP	DNP	DNP
at USC	02/29/2020	61-71	L	DNP	9-9-0	0-2-0	DNP	DNP	3-4-1
UW	03/05/2020	83-90	L	DNP	9-5-4	0-1-1	DNP	DNP	13-7-0
WSU	03/07/2020	83-74	W	DNP	10-5-1	7-1-0	0-1-0	DNP	5-3-0



2019-20 Arizona St. Men's Basketball Opponents Game-by-Game All games

Page 1/1
as of Mar 08, 2020

				Total		3-Pointers		Free throws		Rebounds											
Opponent	Date	Score		FG-FGA	PCT	3FG-FGA	PCT	FT-FTA	PCT	OFF	DEF	TOT	AVG	PF	A	TO	BLK	STL	PTS	AVG	
vs Colorado	11/08/2019	71-81	L	30-65	.462	6-16	.375	15-25	.600	12	36	48	48.0	14	12	18	3	6	81	81.0	
Central Conn. St.	11/14/2019	90-49	W	17-57	.298	4-17	.235	11-21	.524	12	27	39	43.5	28	9	23	5	6	49	65.0	
Rider	11/17/2019	92-55	W	23-60	.383	3-21	.143	6-14	.429	12	35	47	44.7	22	10	29	3	7	55	61.7	
vs St. John's (NY)	11/23/2019	80-67	W	25-66	.379	3-16	.188	14-22	.636	17	24	41	43.8	21	9	16	4	4	67	63.0	
vs Virginia	11/24/2019	45-48	L	18-49	.367	5-16	.313	7-7	1.000	9	22	31	41.2	13	6	13	5	4	48	60.0	
at Princeton	11/26/2019	67-65	W	27-57	.474	7-26	.269	4-9	.444	7	28	35	40.2	17	13	11	3	3	65	60.8	
at San Francisco	12/03/2019	71-67	W	24-66	.364	8-28	.286	11-16	.688	11	30	41	40.3	17	5	11	6	7	67	61.7	
Louisiana	12/07/2019	77-65	W	21-49	.429	8-24	.333	15-20	.750	5	29	34	39.5	20	7	20	3	4	65	62.1	
Prairie View	12/11/2019	88-79	W	25-58	.431	8-16	.500	21-33	.636	13	26	39	39.4	31	16	20	3	6	79	64.0	
Georgia	12/14/2019	79-59	W	23-66	.348	2-24	.083	11-20	.550	15	28	43	39.8	20	12	19	1	11	59	63.5	
vs Saint Mary's (CA)	12/18/2019	56-96	L	34-57	.596	16-26	.615	12-17	.706	5	32	37	39.5	16	19	10	3	10	96	66.5	
Creighton	12/21/2019	60-67	L	27-61	.443	7-24	.292	6-8	.750	9	34	43	39.8	15	15	11	4	2	67	66.5	
Texas Southern	12/28/2019	98-81	W	26-60	.433	9-22	.409	20-24	.833	14	19	33	39.3	22	16	22	0	5	81	67.6	
at Arizona	01/04/2020	47-75	L	30-63	.476	4-15	.267	11-22	.500	11	38	49	40.0	18	17	13	6	6	75	68.1	
at Oregon St.	01/09/2020	82-76	W	23-50	.460	8-21	.381	22-31	.710	5	26	31	39.4	18	13	14	5	5	76	68.7	
at Oregon	01/11/2020	69-78	L	26-54	.481	12-29	.414	14-23	.609	10	27	37	39.3	16	16	12	4	4	78	69.3	
Colorado	01/16/2020	61-68	L	21-52	.404	7-18	.389	19-26	.731	8	32	40	39.3	16	13	13	3	8	68	69.2	
Utah	01/18/2020	83-64	W	22-56	.393	6-24	.250	14-20	.700	14	24	38	39.2	14	16	18	3	6	64	68.9	
Arizona	01/25/2020	66-65	W	23-57	.404	6-20	.300	13-18	.722	9	34	43	39.4	13	11	18	5	7	65	68.7	
at Washington St.	01/29/2020	65-67	L	23-56	.411	10-25	.400	11-16	.688	7	27	34	39.2	16	14	19	4	12	67	68.6	
at Washington	02/01/2020	87-83	W	24-62	.387	9-31	.290	26-35	.743	9	24	33	38.9	23	10	14	5	12	83	69.3	
UCLA	02/06/2020	84-66	W	22-58	.379	7-25	.280	15-22	.682	9	27	36	38.7	15	10	10	2	4	66	69.1	
Southern California	02/08/2020	66-64	W	23-55	.418	8-20	.400	10-17	.588	13	29	42	38.9	19	11	24	9	9	64	68.9	
at Stanford	02/13/2020	74-69	W	26-50	.520	6-21	.286	11-16	.688	4	17	21	38.1	15	13	20	4	9	69	68.9	
at California	02/16/2020	80-75	W	27-58	.466	7-18	.389	14-20	.700	9	25	34	38.0	24	10	10	1	4	75	69.2	
Oregon	02/20/2020	77-72	W	26-62	.419	8-28	.286	12-19	.632	14	28	42	38.1	20	14	16	5	6	72	69.3	
Oregon St.	02/22/2020	74-73	W	26-52	.500	10-22	.455	11-13	.846	9	21	30	37.8	20	16	15	2	7	73	69.4	
at UCLA	02/27/2020	72-75	L	27-62	.435	8-22	.364	13-17	.765	16	25	41	37.9	13	16	17	4	8	75	69.6	
at Southern California	02/29/2020	61-71	L	24-48	.500	9-20	.450	14-21	.667	7	32	39	38.0	19	11	19	4	7	71	69.7	
Washington	03/05/2020	83-90	L	30-59	.508	11-26	.423	19-22	.864	10	30	40	38.0	12	19	14	4	6	90	70.3	
Washington St.	03/07/2020	83-74	W	26-71	.366	5-25	.200	17-21	.810	18	32	50	38.4	22	9	20	6	8	74	70.5	
Total		2184		769-1796	.428	227-686	.331	419-615	.681	323	868	1191	38.4	569	388	509	119	203	2184	70.5	
Arizona St.		2288		816-1904	.429	227-703	.323	429-617	.695	313	806	1119	36.1	577	345	410	104	249	2288	73.8	

Opponents Averages

Games Played	Points/game	FG Pct	3FG Pct	FT Pct	Rebounds/game	Assists/game	Turnovers/game	Assist/Turnover ratio	Steals/game	Blocks/game
31	70.5	42.8	33.1	68.1	38.4	12.5	16.4	0.8	6.5	3.8

Competition Under Coach Hurley



**WE WILL
CONTINUE TO
SEEK OUT THE
OPPORTUNITY
TO COMPETE
AGAINST THE
BEST.**

BOBBY HURLEY
HEAD COACH // SUN DEVIL HOOPS

Coach Bobby Hurley and his staff have played non-conference games against some of the best and have proven they are not afraid to go on the road. Expect the effort to schedule the best to continue. In his first five years he has played road games all over the nation against all conferences with trips to Creighton, Georgia, Kansas, Kentucky, Princeton, San Diego State, San Francisco, UNLV and Vanderbilt.

SUN DEVIL TEAMS PLAYED OR TO BE PLAYED SINCE HIRING OF BOBBY HURLEY

Creighton (Big East)	Nevada (MWC)	UNLV (MWC)
Georgia (SEC)	NC State (ACC)	Utah State (MWC)
Kansas (Big 12)	Purdue (Big 10)	Vanderbilt (SEC)
Kansas State (Big 12)	San Diego State (MWC)	Virginia (ACC)
Kentucky (SEC)	St. John's (Big East)	Xavier (Big East)
Marquette (Big East)	St. Mary's (WCC)	
Mississippi State (SEC)	Texas A&M (SEC)	

Sun Devil Men's Basketball Head Coach Bobby Hurley

SUN DEVIL NOTABLES UNDER HEAD COACH BOBBY HURLEY




Hurley coaching courtside against No. 1 Kansas.

- Named 14th men's basketball coach of ASU on April 9, 2015.
- Sun Devils matched highest ranking in school history (third) in December of 2017.
- Finished second in Pac-12 in 2018-19 (12-6) for just the fourth time in school history (41 seasons).
- Defeated No. 1 Kansas on Dec. 22, 2018, the program's only home victory against the nation's top-ranked team.
- Notched its first NCAA Tournament win since 2009 and posted 23 wins for just the eighth time in school history in 2018-19.
- Prior to its past two NCAA appearances, ASU had made the NCAA Tournament three times in the previous 22 seasons (1996-2017).
- ASU has averaged 80.04 points per game the past two seasons, tops in the Pac-12.
- ASU had not made March Madness in back-to-back years since 1980-81, yet now ASU is the only Pac-12 school to make the NCAAs the last two seasons.
- Won exempt tournaments in November of 2017 and 2018 after not winning one since November of 1994.
- In 2017-18 ASU averaged a school-record 10,603 fans, as the 4,103 extra bodies from 2016-17 to 2017-18 was the second-best increase in all of college hoops.



Hurley celebrating with the team after beating No.1 Kansas in 2018.


2019-20 SUN DEVIL TV ROSTER



00 MICKEY MITCHELL
F 6-7 225 SR
Orlando, FL



1 REMY MARTIN
G 6-0 175 JR
Chatsworth, CA



2 ROB EDWARDS
G 6-5 205 SR
Detroit, MI




3 CALEB CHRISTOPHER
G 6-1 180 FR
Carson, CA




4 KIMANI LAWRENCE
F 6-8 220 JR
Providence, RI



5 ELIAS VALTONEN
G 6-7 195 SO
Eura, Finland



10 JAELEN HOUSE
G 6-2 160 FR
Phoenix, AZ




11 ALONZO VERGE, JR.
G 6-3 165 JR
Chicago, IL




12 MICAH BURNO
G 6-0 180 FR
Scottsdale, AZ



15 JOHN OLMSTED
F 6-10 215 FR
Morenci, AZ



20 KHALID THOMAS
F 6-9 210 JR
Portland, OR



22 ANDRE ALLEN
F 6-9 210 JR
Los Angeles, CA



23 ROMELLO WHITE
F 6-8 245 JR
Atlanta, GA



24 JALEN GRAHAM
F 6-9 205 FR
Phoenix, AZ



25 GRANT FOGERTY
G 6-0 175 SR
Scottsdale, AZ



30 KYLE FEIT
G 6-4 190 SO
West Palm Beach, FL



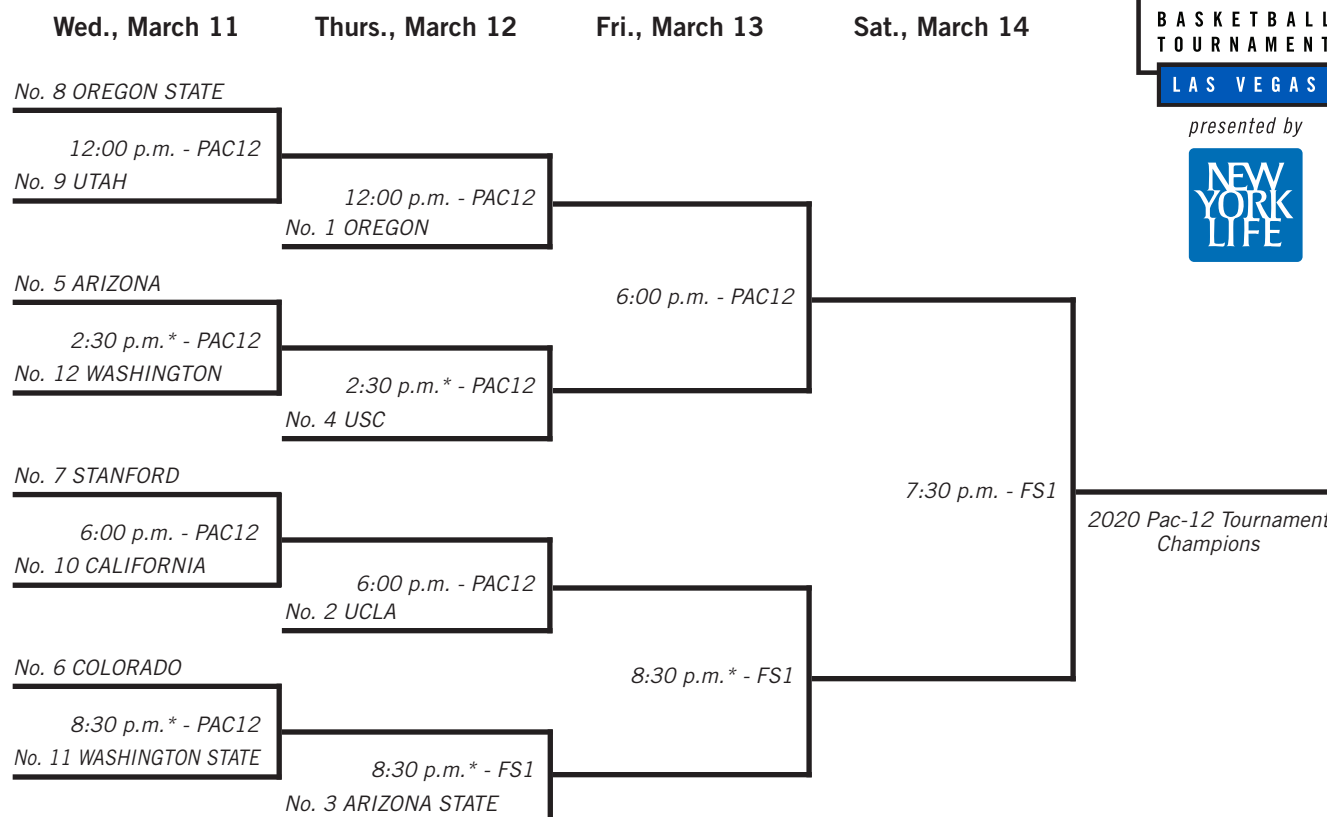
35 TAESHON CHERRY
F 6-8 210 SO
El Cajon, CA

2020 PAC-12 MEN'S BASKETBALL TOURNAMENT BRACKET

March 11-14, 2020 – T-Mobile Arena – Las Vegas



presented by



2020 Pac-12 Men's Basketball Tournament Schedule T-Mobile Arena (Capacity: 18,000) – Las Vegas

Wed., March 11

Game 1: No. 8 OREGON STATE vs. No. 9 UTAH, 12:00 p.m. PT
 Game 2: No. 5 ARIZONA vs. No. 12 WASHINGTON, 2:30 p.m. PT*
 Game 3: No. 7 STANFORD vs. No. 10 CALIFORNIA, 6:00 p.m. PT
 Game 4: No. 6 COLORADO vs. No. 11 WASHINGTON STATE, 8:30 p.m. PT*

Network

PAC12
PAC12
PAC12
PAC12

Talent

Roxy Bernstein, Don MacLean, Ashley Adamson
 Roxy Bernstein, Don MacLean, Ashley Adamson
 Ted Robinson, Bill Walton, Lewis Johnson
 Ted Robinson, Bill Walton, Lewis Johnson

Thurs., March 12

Game 5: No. 1 OREGON vs. Game 1 winner, 12:00 p.m. PT
 Game 6: No. 4 USC vs. Game 2 winner, 2:30 p.m. PT*
 Game 7: No. 2 UCLA vs. Game 3 winner, 6:00 p.m. PT
 Game 8: No. 3 ARIZONA STATE vs. Game 4 winner, 8:30 p.m. PT*

PAC12
PAC12
PAC12
FS1

Roxy Bernstein, Don MacLean, Ashley Adamson
 Roxy Bernstein, Don MacLean, Ashley Adamson
 Ted Robinson, Bill Walton, Lewis Johnson
 Joe Davis, Steve Lavin

Fri., March 13

Game 9: Semifinal 1, 6:00 p.m. PT
 Game 10: Semifinal 2, 8:30 p.m. PT*

PAC12
FS1

Ted Robinson, Bill Walton, Lewis Johnson
 Joe Davis, Steve Lavin

Sat., March 14

Game 11: Championship, 7:30 p.m. PT

FS1

Joe Davis, Steve Lavin, Andy Katz

Game times are local to site; * - approximate tip time