

# 2020 Sun Devil Baseball

## GAME NOTES - VILLANOVA/MICHIGAN

### #3 ARIZONA STATE

0-0 (0-0 Pac-12)

@ASU\_Baseball

@TheSunDevils

#### GAMES 1-2-3-4

Feb. 14-15-16

6:30 p.m. / 12 p.m. / 6 p.m. / 12:30 p.m.

Phoenix Municipal Stadium

Phoenix, Ariz.

Watch: Pac-12 Live Stream (All)

Facebook Live (Saturday Night Only)

Radio: 1060 AM (Sat. Night)/Blaze Radio

### VILLANOVA/#8 MICHIGAN

0-0/0-0

@NovaAthletics/UMichAthletics

@VUBaseball/ @UMichBaseball

Five-Time NCAA Champions (1965, 1967, 1969, 1977, 1981) | 22 College World Series Appearances | 21 Conference Championships | 127 All-Americans | 14 National Players of the Year | 11 College Baseball Hall of Famers



ASU\_BASEBALL



SUN DEVIL BASEBALL



ASU\_BASEBALL

#### MEDIA RELATIONS CONTACT

Jeremy Hawkes

jdhawkes@asu.edu | C: 520-403-0121 | O: 480-965-9544

#### #10THINGS (Twitter-Friendly Notes)

1. The Sun Devils logged 94 home runs last season, leading the nation in home runs per game and a Pac-12 record in the BBCOR era.

2. .@spennynt is just the third player in Pac-12 history to have consecutive seasons with 20+ home runs.

3. .@spennynt has at least one hit in 91 of his 112 career games at ASU and has multiple hits in 47 of those.

4. .@Alike\_Williams posted a .409 average (18-of-44) when facing 1-2 counts. Of his 71 hits on the year, 41 came from behind in the count.

5. .@spennynt has played in 30 weekend series/postseason tournaments in his career and homered at least once in 24 of those.

6. In innings 7-9, @Trevor\_Hauver bat .403 on 25-of-62 hitting w/ 18 RBIs and 17 runs. Six of his 13 dingers came in these late stages.

7. .@ErikTolman was dominant when he has two strikes to his credit, holding opponents to 4-35 (.114) in 1-2 counts and 5-of-30 (.167) at 2-2.

8. ASU's 61 double plays last season were fourth in the nation as the Devils tied a school record with a .976 fielding percentage.

9. In Pac-12 only games, @gagework9 had a .330 average - the best total on the squad while his 25 Pac-12 RBIs were second on the team.

10. During the 2019 regular season, the Sun Devil rotation stranded 474 baserunners - an average of 8.8 per game.

#### #BYTHENUMBERS

The Sun Devils led the nation in home runs during the 2019 regular season with 92 (**finishing with 94 including the postseason**), the most since the 1993 Sun Devils recorded 97 homers. The Sun Devils were the NCAA statistical champion in home runs per game at 1.65. The 94 homers were easily a Pac-12 record for the BBCOR era of batting standards, surpassing Oregon State's total of 67 in 2018. ASU was the first Power Five school in that BBCOR era to have multiple players reach the 20-home run milestone thanks to Torkelson (23) and Bishop (22).

The Sun Devil defense showed massive improvements in 2019 and **turned 61 double plays on the season** - a total that led the Pac-12 and was fourth nationally. ASU's defense matched the school season record with a solid .976 fielding percentage that was fourth in the league and 50th nationally after consecutive seasons ranked 184th or worse in the category. Alike Williams was second in the Pac-12 with 149 defensive assists. He has helped turn 36 double plays, which was good for fourth overall in the Pac-12 and first among non-first basemen.

For the second consecutive season, **Spencer Torkelson eclipsed 20 home runs to make him just the third player in Pac-12 history to do so in back-to-back seasons** (UCLA's Eric Valent in '97-98 and Bill Scott in '99-00). He joins Bob Horner as the only other player in ASU history to do so and is now within 8 homers of Horner's school record. Torkelson has played in 30 weekend series/postseason tournaments in his career at ASU and homered in 24 of those. Of the 20 Pac-12 series he has played to date, he has homered in 18.

**Four Sun Devils garnered mention on at least one Preseason All-America team** heading into the 2020 season. For the second straight season, Spencer Torkelson was a Unanimous First Team selection by every major NCAA baseball news outlet. Alike Williams earned a First Team nod from D1Baseball and second team honors from Baseball America and Perfect Game. Gage Workman added a second team nod from Baseball America while Trevor Hauver was a third-team choice by the NCBWA.

#### 2020 @ASU BASEBALL Schedule

Date	Opponent	Time/Score
14-Feb	Villanova	6:30 PM
15-Feb	Villanova	12:00 PM
15-Feb	#8 Michigan	6:00 PM
16-Feb	Villanova	12:30 PM
18-Feb	Oklahoma State	6:30 PM
21-Feb	Boston College	6:30 PM
22-Feb	Boston College	6:30 PM
23-Feb	Boston College	12:30 PM
25-Feb	New Mexico State	6:30 PM
28-Feb	Nebraska	6:30 PM
29-Feb	Nebraska	6:30 PM
1-Mar	Nebraska	12:30 PM
3-Mar	at Fullerton	6:00 PM
4-Mar	at Fullerton	6:00 PM
6-Mar	Fresno State	6:30 PM
7-Mar	Fresno State	6:30 PM
8-Mar	Fresno State	12:30 PM
10-Mar	Arizona#	6:30 PM
13-Mar	Utah*	6:30 PM
14-Mar	Utah*	6:30 PM
15-Mar	Utah*	12:30 PM
20-Mar	at Oregon State*	5:35 PM
21-Mar	at Oregon State*	1:35 PM
22-Mar	at Oregon State*	1:05 PM
27-Mar	at Stanford*#	7:00 PM
28-Mar	at Stanford*#	1:00 PM
29-Mar	at Stanford*#	2:00 PM
31-Mar	at Santa Clara	6:00 PM
3-Apr	Washington*	6:30 PM
4-Apr	Washington*	6:30 PM
5-Apr	Washington*	12:30 PM
7-Apr	GCU	6:30 PM
9-Apr	Cal*#	7:00 PM
10-Apr	Cal*#	7:00 PM
11-Apr	Cal*	12:30 PM
15-Apr	at Long Beach State	6:00 PM
17-Apr	at UCLA*#	7:00 PM
18-Apr	at UCLA*#	2:00 PM
19-Apr	at UCLA*#	2:00 PM
21-Apr	at GCU	6:00 PM
24-Apr	at Arizona*#	6:00 PM
25-Apr	at Arizona*#	6:00 PM
26-Apr	at Arizona*#	3:00 PM
28-Apr	at UNLV	6:05 PM
1-May	USC*	6:30 PM
2-May	USC*	6:30 PM
3-May	USC*	12:30 PM
8-May	at Washington State*	6:05 PM
9-May	at Washington State*	2:05 PM
10-May	at Washington State*	12:05 PM
15-May	Oregon*#	6:00 PM
16-May	Oregon*#	2:00 PM
17-May	Oregon*#	1:00 PM
21-May	UC Riverside	6:30 PM
22-May	UC Riverside	6:30 PM
23-May	UC Riverside	12:30 PM

All times local

\* - Indicates a Pac-12 Conference game

# - Indicates a Pac-12 Network Game

^ - Indicates a Pac-12 Live Stream Game

#### PROJECTED STARTERS

ASU	ERA	W-L	IP	SO	BB	Opp. Avg.
LHP Justin Fall						
RHP Boyd Vander Kooi						
TBD						
TBD						
NOVA	ERA	W-L	IP	SO	BB	Opp. Avg.
RHP Jimmy Kingsbury						
RHP Gordon Graceffo						
RHP Brandon Siegenthaler						
MICH	ERA	W-L	IP	SO	BB	Opp. Avg.
LHP Steven Hajjar						

Five-Time NCAA Champions (1965, 1967, 1969, 1977, 1981) | 22 College World Series Appearances | 21 Conference Championships

127 All-Americans | 14 National Players of the Year | 11 College Baseball Hall of Fame Members

442 Major League Baseball Draft Picks | 111 Major Leaguers | 50 Major League Baseball First-Round Draft Picks

TWITTER: @ASU\_BASEBALL

INSTAGRAM: @ASU\_BASEBALL

FACEBOOK: SUNDEVILBASEBALL

# 2020 Sun Devil Baseball

## QUICK FACTS/MEDIA INFORMATION

### GENERAL INFORMATION

Location .....	Tempe, Ariz.
Founded .....	1885
Enrollment .....	103,410
Nickname .....	Sun Devils
School Colors .....	Maroon and Gold
Home Field .....	Phoenix Municipal Stadium
Capacity .....	5,300
Muni Dimensions .....	Lines: 333 (LF) 334 (RF) Alleys: 385 CF: 395
Surface .....	Grass
Affiliation .....	NCAA Div. I
Conference .....	Pac-12
President .....	Dr. Michael Crow
VP of Athletics .....	Ray Anderson
Athletic Dept. Phone .....	(480) 965-3482
Ticket Office Phone .....	(480) 727-0000
Athletics Department Address .....	Carson Student-Athlete Center
.....	500 East Veteran's Way
.....	P.O. Box 872505
.....	Tempe, AZ 85287-2505

### PROGRAM HISTORY

First Year of Baseball .....	1907 (7-2)
Start of NCAA Baseball .....	1959 (28-18-1)
All-Time Record .....	2895-1462-8 (.664)*
Modern Era Record (Since Joining NCAA) .....	2564-1120-4*
National Championships .....	5 ('65, '67, '69, '77, '81)
Years in CWS/Last .....	22 (2010)*
All-Time CWS Record .....	61-38 (.616)*
NCAA Appearances/Last .....	40 (2019)*
NCAA Tournament Record .....	170-80 (.680)*
Best Record All-time .....	64-6 (.914) - 1972
Last All-Americans .....	2019 (2)
.....	Hunter Bishop (Unanimous)
.....	Spencer Torkelson (Unanimous)

\* - ASU vacated 44 wins, the Pac-10 title and the College World Series appearance from 2007. Records do not reflect the vacations.

### COACHING STAFF

Head Coach .....	Tracy Smith (6th/24th overall)
Alma Mater .....	Miami (Ohio) (1989)
Record at ASU (Years) .....	155-129 (5)
Career Division I (Years) .....	759-586-1 (23)
Associate Head Coach .....	Ben Greenspan (6th year)
Assistant Coach/Pitching .....	Jason Kelly (1st Year)
Volunteer Assistant Coach/Hitting .....	Michael Earley (4th year)
Dir. of Operations .....	Daniel Stolper (3rd year)
Strength & Conditioning .....	Jason Robbins (6th year)
Athletic Trainer .....	Jesse Lowman (6th year)
Dir. of Community Relations .....	Armando Flores (13th year)

### SPORTS INFORMATION

Baseball Contact .....	Jeremy Hawkes
Office .....	480-965-9544
Cell .....	520-403-0121
E-Mail .....	jdhawkes@asu.edu
Director of Sports Information .....	Doug Tammara
Email .....	tammara@asu.edu

### 2019 RECAP

Overall Record .....	38-19
Conference record .....	16-13
Home record .....	27-7
Away record .....	10-10
Neutral site record .....	1-2
Postseason .....	NCAA Regional Finalist
Final national finish .....	T-33rd
Conference finish .....	5th
Players Drafted .....	5

## MEDIA INFORMATION

### Credentials

All credential requests should be sent via email to Jeremy Hawkes (jdhawkes@asu.edu).

### Interview Policy

Sun Devil Baseball's weekly media availability with vary week-to-week based on the season's schedule. Media Relations Director Jeremy Hawkes will reach out each week to confirm availability dates. Media planning to attend must contact Jeremy Hawkes (520-403-0121/ jdhawkes@asu.edu) ahead of time and inform him of their plans or to be added to the distribution list.

Throughout the season's schedule, ASU will host postgame interviews in the Omaha Room located in the home locker room following coach's postgame talk with the team. Media members should request players at the beginning of the ninth inning. Please contact Jeremy Hawkes or a member of the media relations staff in the press box to coordinate those interviews. Media members who wish to schedule an interview outside of practice must contact Jeremy Hawkes.

### Photography/Videography

Accommodations for B-Roll purposes at practice can be made through Jeremy Hawkes (jdhawkes@asu.edu). During games, credentials must be worn in plain view throughout the game while on the field and all photographers must adhere to painted lines and instructions given by security personnel and/or Arizona State staff members at all times. Shooting areas are designated camera wells on the far side of both the visitor's and home team's dugouts. At no point during game action should a member of the media be on the field of play. Contact Jeremy Hawkes for any details regarding shooting game action.

### Media Highlights Policy

Highlights Include Pac-12 Networks/ESPN/FOX network broadcasts (including affiliates such as ABC and ESPNU and CBS sublicensed telecasts), all home hosted non-televised competitions including those that are live streamed and any other sport events in which the Pac-12 controls the exhibition rights. No third-party organization may post competition footage of any Pac-12 game, non-conference home game or other contest for which the Pac-12 controls the media rights on its website without a license to the content from the Pac-12 Networks or its licensing partner (Wazee Digital), with the exception of news window privileges described below. Alternatively, third parties are permitted to post video on their websites through the use of the Pac-12 Digital embeddable video player (embed code available at <http://video.pac-12.com>). Certified broadcast news outlets may use a maximum of 3 minutes of Pac-12 event footage on their regularly scheduled newscasts during the 48-hour news window following the conclusion of included events. If the highlights from a Pac-12 Networks production do not contain the Pac-12 Networks bug, the news outlet must insert "Courtesy of Pac-12 Networks" over the footage. Excerpts of those newscasts containing these highlights may also be posted to news providers' websites, but must be removed 48 hours after the conclusion of any included event, unless a license for that footage is obtained from Pac-12 Conference or its licensing Partner (Wazee Digital). Highlights may not be posted to YouTube, Facebook, or other social media properties.

### 2020 Media Coverage

The vast majority the Sun Devils games this season will be available to fans via the Pac-12 Network or the Pac-12 Live Stream online and a total of 12 games overall are scheduled to be televised live through the Pac-12 Networks.

The Sun Devil Sports Radio Network is scheduled to broadcast 33 Sun Devil Baseball games this season between NBC Sports Radio AM 1060. Fans can listen to the broadcasts on the radio or via the TuneIn app on [thesundevils.com](http://thesundevils.com). Links to the streaming audio can be found on the online baseball schedule.

Tim Healey is set to serve his 22nd season as the "Voice of the Sun Devils" on baseball broadcasts and will be joined for the fourth-straight season by color analyst Max Rossiter, who was an all-conference catcher for the Devils from 2012-13.

Head Coach Tracy Smith's weekly radio show, "Dugout Chatter," will debut March 25 on NBC Sports Radio AM 1060. The 30-minute show will run mainly on Wednesday's at 7 p.m. for nine weeks and is hosted by Tim Healey.

# 2020 Sun Devil Baseball

## GAME NOTES/ROSTERS

**PHOENIX --** Sun Devil Baseball - ranked as high as No. 3 in Baseball America's preseason poll - lifts the lid on the 2020 season this weekend at home at Phoenix Municipal Stadium in Phoenix with a three-game series against Big East opponent Villanova beginning Friday, Feb. 14 as well as a Top-10 matchup against last year's College World Series runner-up No. 8 Michigan on Saturday evening.

The season opener will get underway at 6:30 p.m. AZT. Saturday's doubleheader will feature a 12 p.m. game against Villanova followed by a 6 p.m. first pitch against Michigan. The weekend will wrap up with a 12:30 p.m. contest on Sunday afternoon. All games this weekend will be streamed live online through the Pac-12 Network Plus with Saturday night's tilt against the Wolverines also taking place on Facebook Live.

### Follow the Action

- All games this weekend will be carried through the Pac-12 Network Live Stream, available at: <https://pac-12.com/live/arizona-state-university>. Saturday night's tilt will also be carried through Facebook Live.
- Fans are encouraged to follow along in-game content throughout the weekend on the Sun Devil Baseball account (@ASU\_Baseball).
- The Saturday night contest against Michigan will be available over local airwaves on NBC Sports 1060 AM with Jeff Munn on the call alongside analyst Max Rossiter.

### Season Openers and the Wildcats/Wolverines

- The Sun Devils are 47-13-1 in season openers and have won or split 12 of their last 13 season opening series. ASU has won 11 of its last 13 season openers.
- The Sun Devils will be taking on Villanova for the first time in program history this year and are 33-12 in the all-time series against Michigan and will be meeting the Wolverines for the first time since 2008.
- Michigan is the expected favorite to win the Big Ten this season after finishing as runners-up to Vanderbilt in the College World Series last season. Michigan must replace key contributors including 2019 Big Ten Player of the Year Jordan Brewer and starters Tommy Henry and Karl Kauffmann. Still, there's plenty of talent in Ann Arbor. Righthander Jeff Criswell (7-1, 2.72) is back to lead the rotation after spending the summer with USA Baseball's Collegiate National Team. He'll get help from lefthanders Ben Dragani and Steve Hajar, who both missed last season due to injury. Michigan's lineup features junior outfielders Jesse Franklin (.262/.388/.477, 13 HR) and Jordan Nwogu (.321/.435/.557, 12 HR, 16 SB). Franklin was voted a Preseason All-American, though he will miss the start of the season due to injury. Shortstop Jack Blomgren (.314/.417/.401) and catcher Joe Donovan (.234/.314/.421, 9 HR) are back to keep the Wolverines strong up the middle.
- The Wildcats have not won more than five Big East games in a season since 2015 but there is reason for optimism in Philadelphia. Sophomore infielder/righthander Nick Lorusso was named 2019 Big East rookie of the year after hitting .302/.408/.425 and going 1-3, 6.05 with 32 strikeouts and 15 walks in 41 2/3 innings. Sophomore righthander Gordon Graceffo (3-8, 4.88) last season emerged as the team's Friday starter and is ready to reprise that role this spring. The Wildcats brought in another solid recruiting class, giving coach Kevin Mulvey some solid building blocks for the program.

### Fear the Tork

- Projected as No. 1 Overall Pick in several early MLB mock drafts and a unanimous Top-3 Pick in any mock draft he's not listed No. 1, junior first baseman Spencer Torkelson figures to pace a potent offense again this season.
- He would be just the third first baseman selected #1 Overall (Ron Blomberg 1967, Adrian Gonzalez 2000) and the first right-handed first baseman to go #1 in MLB Draft history
- For the second straight season, Torkelson was named an Unanimous All-American after another eye-popping campaign and went on to compete for the U.S. Collegiate National Team for the second time this summer as well.
- Torkelson needs 25 home runs to break into the NCAA all-time Top-10 in career homers and in doing so would become the first player in the BBCOR era to even sniff the feat. He would be just the second player since 2000 to have a career home run tally that left him in the Top-10 in NCAA homers (Matt LaPorta, Florida).
- Torkelson has 48 homers in his career, needing just nine to surpass Bob Horner's long-standing school record of 56

### #TorksUp

- Last season, Torkelson was the Pac-12 home run leader for the second season in a row, finishing the season with 23 – good for fifth in the nation. He became the first Pac-12 player to lead the conference in homers in back-to-back seasons since Oregon State's Michael Conforto 2012 and 2013, though it should be noted Conforto only hit 13 and 11 in those seasons.
- Torkelson is only the third player in Pac-12 history to have back-to-back 20+ home run seasons.
- Torkelson ranked in the Top-10 in the Pac-12 in a slew of categories including homers (1st), walks (41/8th), average (.351/8th), hits (85/3rd/33rd nationally), runs (69/3rd/18th nationally), RBIs (66/2nd/27th nationally), slugging (.707/3rd/17th nationally) and total bases (171/1st/5th nationally).
- Torkelson led the team with 27 hits with runners in scoring position, recording 27 hits on 67 chances (.403)
- He was an extremely tough out to end the inning, extending the inning 26-of-67 times with two outs (.388) with a team-best 35 two-out RBI - 15 more than any other player on the roster.
- Hit or not, Torkelson consistently found a way to successfully advance baserunners, doing so 71 times on 142 opportunities (.500).

### NUMERICAL QUICK ROSTER

No.	Name	Pos.	Cl.	B/T
3	Cacchione, Dom	So.	RHP	R/R
4	La Flam, Luke	So.	RHP	R/R
5	Williams, Alike	Jr.	INF	R/R
6	Swift, Drew	Jr.	INF	R/R
8	Cheema, Nick	Sr.	C	R/R
9	Ferri, Sam	R-Jr.	C	R/R
10	Garcia, Dusty	So.	OF	L/R
11	Dabovich, RJ	Jr.	RHP	R/R
12	Benson, Cooper	Fr.	LHP	L/L
14	Workman, Gage	Jr.	INF	S/R
15	Tolman, Erik	So.	LHP/UTL	L/L
17	Denson, Myles	Sr.	OF	R/R
18	Hauver, Trevor	Jr.	OF	L/R
19	Vander Kooi, Boyd	Jr.	RHP	R/R
20	Torkelson, Spencer	Jr.	INF	R/R
22	Burzell, Blake	So.	RHP	R/R
23	Fall, Justin	Jr.	LHP	L/L
25	Levine, Will	So.	RHP	R/R
26	Osman, Graham	Fr.	LHP	L/L
27	Jump, Hunter	Jr.	OF	L/R
29	Thornton, Tyler	So.	RHP	R/R
30	Corrigan, Brady	Jr.	RHP	R/R
32	Barnett, Bryce	Fr.	RHP	R/R
35	McLain, Sean	Fr.	INF/OF	R/R
36	Tomczak, Seth	Fr.	RHP	L/R
37	Helmin, Alex	Fr.	OF	R/R
38	Nager, Seth	Fr.	OF	L/R
39	Wallerstedt, Nick	Fr.	RHP	R/R
40	Ogg, Alexander	Fr.	RHP	R/R
41	Bodlovich, Christian	Fr.	RHP	R/R
43	Marshall, Danny	Fr.	LHP	L/L
45	Dennie, Cam	Fr.	RHP	R/R
46	Baez, Nathan	Fr.	INF	R/R
48	Kalmer, Brian	Fr.	OF	R/R

### ALPHABETICAL QUICK ROSTER

No.	Name	Pos.	B/T	Cl.
46	Baez, Nathan	Fr.	INF	R/R
32	Barnett, Bryce	Fr.	RHP	R/R
12	Benson, Cooper	Fr.	LHP	L/L
41	Bodlovich, Christian	Fr.	RHP	R/R
22	Burzell, Blake	So.	RHP	R/R
3	Cacchione, Dom	So.	RHP	R/R
8	Cheema, Nick	Sr.	C	R/R
30	Corrigan, Brady	Jr.	RHP	R/R
11	Dabovich, RJ	Jr.	RHP	R/R
45	Dennie, Cam	Fr.	RHP	R/R
17	Denson, Myles	Sr.	OF	R/R
23	Fall, Justin	Jr.	LHP	L/L
9	Ferri, Sam	R-Jr.	C	R/R
10	Garcia, Dusty	So.	OF	L/R
18	Hauver, Trevor	Jr.	OF	L/R
37	Helmin, Alex	Fr.	OF	R/R
27	Jump, Hunter	Jr.	OF	L/R
48	Kalmer, Brian	Fr.	OF	R/R
4	La Flam, Luke	So.	RHP	R/R
25	Levine, Will	So.	RHP	R/R
43	Marshall, Danny	Fr.	LHP	L/L
35	McLain, Sean	Fr.	INF/OF	R/R
38	Nager, Seth	Fr.	OF	L/R
40	Ogg, Alexander	Fr.	RHP	R/R
26	Osman, Graham	Fr.	LHP	L/L
6	Swift, Drew	Jr.	INF	R/R
29	Thornton, Tyler	So.	RHP	R/R
15	Tolman, Erik	So.	LHP/UTL	L/L
36	Tomczak, Seth	Fr.	RHP	L/R
20	Torkelson, Spencer	Jr.	INF	R/R
19	Vander Kooi, Boyd	Jr.	RHP	R/R
39	Wallerstedt, Nick	Fr.	RHP	R/R
5	Williams, Alike	Jr.	INF	R/R
14	Workman, Gage	Jr.	INF	S/R

TWITTER: @ASU\_BASEBALL

INSTAGRAM: @ASU\_BASEBALL

FACEBOOK: SUNDEVILBASEBALL



# 2020 Sun Devil Baseball

## GAME NOTES

- With his first home run in the series against Cal, Torkelson has homered in every single Pac-12 ballpark in the league despite being just a sophomore.
- Torkelson has played 29 weekend series at ASU and homered at least once in 23 of those. He has played 20 Pac-12 series and homered in 18 - the season finales against Cal (2018) and Stanford (2019) being the only exceptions
- Defensively, Torkelson made huge strides and helped turn 10 more double plays than any other player in the Pac-12 (57), which was a testament to some of the impressive stretches and picks he has made to make those possible.
- He had just four errors on the year despite being sixth in Pac-12 in defensive chances (476) and one of those came while he was playing out of position in right field for one inning in a game earlier this season.
- Joined Brett Wallace as the only other player in Sun Devil history to be a two-time semifinalist for the Golden Spikes Award.

### Alike Like That

- Alike Williams quietly continued to put up impressive numbers as a sophomore, embracing his role as a cleanup hitter with All-Pac-12 honorable mention accolades with a .333 batting average with 53 RBIs - easily a career high in the category. He had just 20 total RBIs as a freshman.
- When he did get RBIs, he tended to get a lot of them. He had 16 multi-RBI games was second on the team with nine games with three or more RBIs.
- Williams homered four times and recorded 12 doubles and three triples. He slugged .474 on the season - nearly 150 points higher than his freshman total of .333. With 19 extra-base hits on the year, he far surpassed his freshman total of nine.
- The sophomore was incredible when falling behind in counts, posting a .409 average (18-of-44) when facing 1-2 counts. Of his 71 hits on the year, 41 came from behind in the count.
- He was 37-of-105 (.352) on two-strike hitting on the year - striking out a team-low 28 times while walking 33 times, making him the only player on the roster with more walks than strikeouts.
- 20 of his 53 RBIs (.377) came when falling behind in counts.
- The sophomore was incredible at advancing baserunners this season, leading the team with a .593 average with 73 advancements on 123 opportunities.
- Williams was ASU's most productive hitter with the bases loaded, going 7-for-14 (.500) with a team-best 16 RBIs.
- Defensively, Williams was second in the Pac-12 with 149 defensive assists.
- He has helped turn 36 double plays, which was good for fourth overall in the Pac-12 and first among non-first basemen.
- His defensive efforts allowed him to be named a member of the Pac-12 All-Defensive team as a result.

### Putting in the Work

- Gage Workman was one of the hottest players in the Sun Devil lineup of at the end of the season and finished the year batting .330 with 40 runs scored, 42 RBIs and eight home runs. He had hits in 20 of the final 26 games and multiple hits in 12 of those.
- He was second on the team with 20 two-out RBIs and successfully advanced runners 63 times on 125 chances (.504)
- In Pac-12 only games, Workman had a .330 average - the best total on the squad while his 25 Pac-12 RBIs were second on the team.
- In Pac-12 only games, Workman was tied for 10 in the league with 19 walks.
- His .430 on-base percentage was 12th in Pac-12 games and the second-best among all Sun Devils in the category. His .623 slugging percentage in Pac-12 games was 9th in the league and second on the team.
- Workman had eight home runs on the season, a new career high. His 23 extra-base hits surpassed his freshman total of 20.
- The sophomore earned Honorable Mention honors on the All-Pac-12 team.
- Workman had just three errors in Pac-12 games at third base on 80 chances (.964) and helped turn 17 double plays on the season en route to Pac-12 Defensive Honorable Mention honors.

### Trev Lightly and Carry a Big Stick

- Had a breakout sophomore campaign in which he was named to the Pac-12 Honorable Mention team as well as earning a second-team nod on the ABCA All-West Region team
- Spent the majority of the season as the leadoff batter, recording a .339 average that was good for third on the team behind All-Americans Hunter Bishop and Spencer Torkelson

- Slugged .574 on the year behind 13 home runs (10th in the Pac-12) and 16 doubles (7th in the conference) and reached base at a .433 clip
- Hauver had a 15-game hitting streak at one point in the season, the third-longest streak for a Sun Devil on the year
- He was the top ASU player in games in several categories, posting a seven-RBI game, a five-hit game, a four-walk game and a two-home run game.
- Scored 60 runs, sixth in the Pac-12 and 60th in the country
- As a leadoff batter in an inning, Hauver reached base 37 times this season on 98 chances (.378)
- Hauver was very productive for his teammates as well, successfully advancing runners 68 times on 126 chances (.540). Of ASU's day-to-day starters, Hauver's 32 runners left stranded were the fewest on the team.
- He was light's out with runners in scoring position, leading the team with a .450 average on 27-of-60 hitting while also making it tough for pitchers to get out of innings with a second-best .370 average on 20-of-54 hitting with two outs.
- Hauver had a case for being ASU's most clutch batter late in games. In innings 7-9, Hauver bat .403 on 25-of-62 hitting with 18 RBIs and 17 runs, easily leading ASU in each of those categories in the late stages of games. Six of his 13 home runs came in those latter stages of games.

### Filling the Boyd

- Boyd Vander Kooi Went 4-4 and was second on the team with 85 strikeouts to 39 walks over 95.0 innings pitched
- While the win-loss numbers and ERA might not have been there, Boyd Vander Kooi has put together a three-game stretch of starts at the end of the regular season as good as any ASU pitcher this season.
- Posted one of just two of ASU's complete game efforts on the season in his victory over Utah
- Gave ASU at least seven innings in three of his last four outings and posted five quality starts on the season
- Over the final three regular season weekends of the year, Vander Kooi had a team low 2.25 ERA, striking out 22 and walking just 4.
- His 20.0 innings pitched in that time were the most among all players while he allowed just one single extra base hit - also a team low, regardless of starting or relief pitchers.
- Vander Kooi struck out a career high 11 batters in 7.0 scoreless innings against #3 Stanford in the final game of the regular season. He became the first Sun Devil since 2016 to record 11 strikeouts in a game.

### Justin Time

- Justin Fall has been named the Friday night starter for the 2020 season and the southpaw junior college transfer will look to fill the void left by Alec Marsh, who was drafted in the second round of the 2019 MLB Draft.
- Fall was ranked by Baseball America as the No. 122 overall prospect in the country for the 2019 MLB Draft but chose to come to Arizona State instead
- Drafted by the Kansas City Royals in the 34th round with the 1009th overall pick of the 2019 MLB Draft
- Spent two years at Brookdale Community College after graduating from Toms River South High School
- During his sophomore campaign, helped lead Brookdale to the Region XIX Tournament Championship, falling to Rowan to finish as the runners up
- Pitched 64.1 innings while leading the team with a 1.82 ERA as a sophomore, striking out 68 with just 13 walks on the season and only 13 earned runs allowed
- As a freshman, led Brookdale with 64.1 innings pitched, 72 strikeouts, and five complete games and finished with a 7-2 record in his first season at the Community College level
- Brookdale went 36-21, including a 17-7 conference record and a trip to the Region XIX Tournament Championship Game
- Ranked as the #1 prospect in the Atlantic Collegiate League last summer after compiling a 0.90 ERA, and 35 strikeouts in 20 innings...posted an impressive 35-to-12 strikeout to walk ratio.

### Every Rose Has Its Thorn

- Saint Mary's transfer Tyler Thornton also figures to play heavily into the Sun Devil pitching rotation.
- Thornton was tabbed the National Freshman of the Year (Collegiate Baseball) and National Freshman Pitcher of the Year (NCWBA) and Freshman of the Year

of the West Coast Conference.

- Finished the year with a 10-2 record and a 2.71 earned run average in 13 starts.
- His 5.54 hits allowed per nine innings were ranked 11th in the country and first in the West Coast Conference and his 10 wins were also ranked 11th in the nation.
- Along with teammate Carlos Lomeli (also 10 wins), he collected the most wins in a single season by any Gael pitcher since 1991.
- Thornton's 11.08 strikeouts per nine were ranked third in the WCC and his WHIP of 0.97 was also third in the conference (27th in the nation).
- The San Diego native was twice been named the WCC Pitcher of the Week and both times were in a span of three weeks.
- Went on a streak of three starts without allowing an earned run (22.1 innings in total), allowing just six hits during that time while striking out 26 batters.
- Earned a spot on the WCC Championship All-Tournament Team after leading SMC to victory against Gonzaga in the first game of the tournament

#### Just Like He Drew It Up

- Despite missing three weeks to injury, Drew Swift showed he was one of ASU's most improved hitters throughout the season, in addition to his deft glove at second base
- Was named to the Pac-12 honorable mention All-Defensive team
- He has nine doubles this season - a career-best - and a triple for 10 extra-base hits on the season despite missing several weeks to injury. He had just two extra-base hits as a freshman
- Swift was a part of 36 double plays, despite the time missed, good for fourth in the Pac-12 in the category and second among non-first basemen. He helped ASU turn 61 double plays on the season - sixth in the nation and first in the Pac-12
- His 135 defensive assists were good for 7th in the Pac-12.
- Managed to reach base at a .375 clip on the season - over .100 points higher than his batting average as he provided a valuable tool at the bottom of the ASU order
- Became the first Sun Devil since Jake Peevyhouse in 2014 to have three doubles in a game, doing so against San Diego.

#### Pay the Tolman

- Erik Tolman was thrust into several crucial spots as a true freshman this season and responded best when the lights were on, showing off his skills in a number of two-way roles
- Went 3-1 with two saves this season and a team-best 3.38 ERA among pitchers averaging at least two innings per game and didn't allowed an earned run in 15 of his 24 appearances
- Tolman struck out 49 batters and in 48.0 innings pitched.
- Started the year as well as he could have, allowing just four earned runs in his first 16 games through the beginning of April
- Opponent's .206 batting average against Tolman, easily the lowest on the team.
- Tolman was dominant when he has two strikes to his credit, holding opponents to 4-35 (.114) in 1-2 counts and 5-of-30 (.167) in 2-2 counts with 33 of his 49 strikeouts.
- With runners on the basepath, opponents bat just 17-of-86 (.198) against Tolman on the season and he has been shutdown with two outs, limiting the opposition to 8-of-54 (.148) while stranding 53 baserunners.
- Had a career-high six strikeouts in just 2.2 innings against Arizona and backed that up with a five strikeout effort in his next appearance in 3.1 innings against Nebraska
- Saw valuable time at the dish as well, recording three homers and a .227 average on the season

#### The Brady Bunch

- Brady Corrigan quickly asserted himself as one of ASU's go-to players out of the pen, appearing in a team-high 30 games
- Record three wins and two saves on the year, recording 16 scoreless outings
- Inherited a team-high 40 runners, allowing just 11 of them to score (.194)
- Had 65 strikeouts in 51.1 innings pitched - easily the best strikeout-to-inning ratio on the team.
- Selected as an All-Pac-12 honorable mention selection.
- Recorded a career-high eight strikeouts over 5.2 gutsy innings with no walks against a top-10 Stanford squad in the final weekend of the year
- Had a pair of six-strikeouts efforts against Fullerton and Washington, striking out the first five batters he saw in the Fullerton contest

#### Dab On 'Em

- A pivotal addition to the Sun Devil rotation, RJ Dabovich recorded a 7-1 record while recording three saves
- Started nine games - the first eight games of the year and his final appearance in the postseason against Stony Brook - while appearing in relief in seven games
- Struck out 47 batters to 26 walks in 53.0 innings pitched
- Escaped a no-out, bases loaded jam in extra innings at Cal to set up an eventual ASU victory
- Recorded saves in his first three relief appearances on the season, picking them up against Washington, top-ranked UCLA and Arizona
- Struck out a season-high six in wins against Xavier and Stony Brook - the latter in an elimination game in the 2019 postseason

#### Chicks Dig The Long Ball

- ASU's power numbers this last season were at another level as the Sun Devils led the nation in home runs during the 2019 regular season with 92 (finishing with 94 including the postseason), the most since the 1993 Sun Devils recorded 97 homers. The Sun Devils were the NCAA statistical champion in home runs per game at 1.65.
- The 94 homers were easily a Pac-12 record for the BBCOR era of batting standards, surpassing Oregon State's total of 67 in 2018.
- ASU was the first Power Five school in that BBCOR era to have multiple players reach the 20-home run milestone thanks to Torkelson (23) and Bishop (22). ASU was just the 5th team in Pac-12 history to have two different players reach 20 homers in one season.
- The Devils had three players with over 10 home runs in Spencer Torkelson (23), Hunter Bishop (22), and Trevor Hauver (13). It was the first time a Sun Devil roster has laid that claim since 2009 (Carlos Ramirez/19, Jason Kipnis/16, Kole Calhoun/12).
- With Hunter Bishop and Spencer Torkelson eclipsing 20 home runs last season after Spencer Torkelson hit 25 as a freshman, it was the first time ASU had a player hit 20 or more home runs in consecutive seasons since 1987 (Tony Mattia/21) and 1988 (Tim Spehr/20).
- Bishop and Torkelson make ASU just the 5th team in Pac-12 history to have players reach 20+ home runs in multiple consecutive seasons, joining ASU '84-85 (Bonds/McDowell), WSU '87-88 (Hooper/Olerud), STAN '90-91 (Griffin/McCarty) and UCLA '97-01 (5 players combined)
- They are first ASU duo to have 20+ HRs in same year. Since the BBCOR batting standards were introduced in '11, ASU is the first Power 5 team to achieve this and just 2nd team overall.
- ASU was just the 5th Pac-12 team in history to have at least two players reach 20+ homers in same season, joining Arizona '93 (Arias/Thompson), UCLA '97 (Glaus/Heinrichs/Valent), UCLA '00 (Johnson/Utley/Scott) and Stanford '08 (Ratliff/Muth)
- Ten different Sun Devils went yard last season, with eight of those doing so 3 or more times.

#### Pitching For Contact

- The Sun Devil pitching staff did its part to put trust in the defense behind it, a trait of pitching to contact that led to 61 double plays being turned on the season - a total that led the Pac-12 and was fourth nationally.
- ASU's defense did its part in matching the school season record with a solid .976 fielding percentage that that was fourth in the league and 50th nationally after consecutive seasons ranked 184th or worse in the category.
- That trusting relationship has played a huge role in ASU escaping numerous jams this season. In total, ASU has stranded 474 opponents on the basepath during the regular season - just a tick under nine stranded runners per game at 8.8 per game.

# 2020 Sun Devil Baseball

## HOME RUNS/DOUBLE PLAYS/PITCHING/TROPHY CASE

### HOME RUN TRACKER

Player (Season. No.).....	Gm #-Date.....	Opponent.....	On Base.....	Inning.....	Outs.....	Count.....	Score.....	Final
---------------------------	----------------	---------------	--------------	-------------	-----------	------------	------------	-------

### GAME-WINNING RBIs (RBI Responsible for Winning Run in Final Score)

Player .....	Gm #-Date.....	Opponent.....	Season #.....	Inning.....	Outs.....	Count.....	Result.....	Final
--------------	----------------	---------------	---------------	-------------	-----------	------------	-------------	-------

### DOUBLE PLAYS

Gm #-Date .....	Opponent .....	Pitcher .....	Scoring .....	Players .....	Inning.....	Outs .....	Score .....	Final
-----------------	----------------	---------------	---------------	---------------	-------------	------------	-------------	-------

## 2019 TROPHY CASE

### ALL-AMERICANS

#### Hunter Bishop

Baseball America – First Team; D1Baseball – First Team; NCBWA – First Team; ABCA – First Team/First Team All-Region; Perfect Game – First Team; Collegiate Baseball – Second Team

#### Spencer Torkelson

Baseball America – Second Team; D1Baseball – Second Team; NCBWA – Second Team; ABCA – Second Team/First Team All-Region; Perfect Game – Second Team; Collegiate Baseball – Second Team

#### Trevor Hauver

ABCA – Second Team All-Region

#### Google Cloud Academic All-American

Hunter Bishop – Third Team/First Team All-District VIII

### Pac-12 All-Conference

Hunter Bishop – First Team

Spencer Torkelson – First Team

Lyle Lin – First Team

Alec Marsh – First Team

Brady Corrigan – Honorable Mention

Trevor Hauver – Honorable Mention

Alika Williams – Honorable Mention

Gage Workman – Honorable Mention

### Pac-12 All-Defense

Alika Williams – First Team

Gage Workman – Honorable Mention

Drew Swift – Honorable Mention

### Pac-12 All-Academic Honorees

Hunter Bishop, Jr., OF – second team

Brady Corrigan, So., RHP – honorable mention

Alec Marsh, Jr., RHP – honorable mention

Spencer Torkelson, 1B – honorable mention

Alika Williams, SS – honorable mention

Gage Workman, 3B – honorable mention

## 2020 PRESASON TROPHY CASE

### Spencer Torkelson

Preseason All-America Teams (Collegiate Baseball News (1st Team); National Collegiate Baseball Writers of America (1st Team); Perfect Game (1st Team); D1Baseball.com (1st Team); Baseball America (1st Team))

Collegiate Baseball News – Preseason National Player of the Year

D1Baseball – Preseason Pac-12 Player of the Year

### Alika Williams

Preseason All-America Teams D1Baseball.com (1st Team); Perfect Game (2nd Team); Baseball America (2nd Team)

### Gage Workman

Preseason All-America Teams Baseball America (2nd Team)

### Trevor Hauver

Preseason All-America Teams NCBWA (3rd Team)

### Cooper Benson

D1Baseball – Preseason Pac-12 Freshman of the Year

### SAVES

No.....	Date.....	Opponent.....	Pitcher (Save #).....	IP (H, R-ER, BB, K)
---------	-----------	---------------	-----------------------	---------------------

### QUALITY STARTS

No.....	Date.....	Opponent.....	Pitcher (QS #).....	IP (H, R-ER, BB, K)
---------	-----------	---------------	---------------------	---------------------

# 2020 Sun Devil Baseball

## SERIES STATS AND INDIVIDUAL STREAKS

SERIES STATS										
HITTING	W-L	AVG.	R	H	2B	3B	HR	RBI	BB	SO
PITCHING		W-L	ERA	H	R	ER	BB	SO	SV	SCORE

# 2020 Sun Devil Baseball

## ROSTER

### PITCHERS (19)

No.	Name	Yr	B/T	HT	WT	Hometown (Last School)
32	Bryce Barnett	Fr.	R/R	6'0"	170	Lockport, Ill. (Providence Catholic)
12	Cooper Benson	Fr.	L/L	6'0"	213	San Luis Obispo, Calif. (San Luis Obispo)
41	Christian Bodlovich	Fr.	R/R	6'0"	210	San Pedro, Calif. (Mira Costa)
22	Blake Burzell	So.	R/R	6'6"	225	Laguna Beach, Calif. (Laguna Beach)
3	Dom Cacchione	So.	R/R	6'2"	175	Menlo Park, Calif. (Sacred Heart Prep)
30	Brady Corrigan	Jr.	R/R	6'2"	210	Plainfield, Ill. (Plainfield North)
11	RJ Dabovich	Jr.	R/R	6'3"	206	Pueblo, Colo. (Pueblo West/Central Arizona)
45	Cam Dennie	Fr.	R/R	6'2"	183	Culver, Ind. (Plymouth)
23	Justin Fall	Jr.	L/L	6'6"	237	Beachwood, N.J. (Toms River South/Brookdale)
4	Luke La Flam	So.	R/R	6'2"	197	Aurora, Colo. (Grandview)
25	Will Levine	So.	R/R	6'2"	205	Mission Viejo, Calif. (Mission Viejo)
43	Danny Marshall	Fr.	L/L	5'10"	153	Queen Creek, Ariz. (Queen Creek)
40	Alexander Ogg	Fr.	R/R	6'5"	177	Bedford Corners, New York (The Harvey)
26	Graham Osman	Fr.	L/L	6'3"	183	Morrison, Colo. (Colorado Academy)
29	Tyler Thornton	So.	R/R	6'3"	178	Solana Beach, Calif. (Santa Fe Christian/St. Mary's)
15	Erik Tolman	So.	L/L	6'2"	193	Lake Forest, Calif. (El Toro)
36	Seth Tomczak	Fr.	L/R	6'3"	181	Jackson, Calif. (Argonaut)
19	Boyd Vander Kooi	Jr.	R/R	6'5"	220	Mesa, Ariz. (Skyline)
24	Nick Wallerstedt	Fr.	R/R	6'3"	178	Tempe, Ariz. (Mountain Pointe)

### CATCHERS (2)

9	Sam Ferri	RS Jr.	R/R	5'11"	185	Norridge, Ill. (Notre Dame College Prep)
8	Nick Cheema	Sr.	R/R	5'11"	198	Weatherford, Tex. (Aledo/Central Arizona)

### INFIELDERS (7)

46	Nathan Baez	Fr.	R/R	6'1"	191	Oro Valley, Ariz. (Ironwood Ridge)
48	Brian Kalmer	Fr.	R/R	6'2"	195	Chandler, Ariz. (Corona del Sol)
35	Sean McLain	Fr.	R/R	5'11"	170	Tustin, Calif. (Arnold D. Beckman)
6	Drew Swift	Jr.	R/R	6'0"	158	Chandler, Ariz. (Hamilton)
20	Spencer Torkelson	Jr.	R/R	6'1"	215	Petaluma, Calif. (Casa Grande)
5	Alika Williams	Jr.	R/R	6'2"	175	San Diego, Calif. (Rancho Bernardo)
14	Gage Workman	Jr.	S/R	6'4"	206	Queen Creek, Ariz. (Basha)

### OUTFIELDERS (6)

17	Myles Denson	Sr.	R/R	6'2"	184	Las Vegas, Nev. (Bishop Gorman)
10	Dusty Garcia	So.	L/R	6'0"	174	Port Orchard, Wash. (South Kitsap)
18	Trevor Hauver	Jr.	L/R	6'0"	202	Chandler, Ariz. (Perry)
27	Hunter Jump	Jr.	L/R	5'11"	188	Aliso Viejo, Calif. (Aliso Niguel/Central Arizona)
37	Alex Helmin	Fr.	R/R	6'5"	190	Frankfort, Ill. (Providence Catholic)
38	Seth Nager	Fr.	L/R	6'4"	190	Oro Valley, Ariz. (Ironwood Ridge)

**13 Head Coach:** Tracy Smith

**2 Associate Head Coach/Recruiting Coordinator:** Ben Greenspan

**16 Assistant Coach/Pitching Coach:** Jason Kelly

**7 Assistant Coach/Hitting Coach:** Michael Earley

**28 Undergraduate Student Assistant Coach:** David Greer

Director of Operations: Daniel Stolper

Sports Medicine/Rehabilitation: Jesse Lowman

Strength and Conditioning: Jason Robbins

Quality Control: Scott Marks



# 2020 Sun Devil Baseball

## ROSTERS

### NUMERICAL

No.	Name	Yr.	B/T	Ht	WR	Hometown (Last School)
3	Dom Cacchione	So.	R/R	6'2"	175	Menlo Park, Calif. (Sacred Heart Prep)
4	Luke La Flam	So.	R/R	6'2"	197	Aurora, Colo. (Grandview)
5	Alika Williams	Jr.	R/R	6'2"	175	San Diego, Calif. (Rancho Bernardo)
6	Drew Swift	Jr.	R/R	6'0"	158	Chandler, Ariz. (Hamilton)
8	Nick Cheema	Sr.	R/R	5'11"	198	Weatherford, Tex. (Aledo/Central Arizona)
9	Sam Ferri	Rs-Jr.	R/R	5'11"	185	Norridge, Ill. (Notre Dame College Prep)
10	Dusty Garcia	So.	L/R	6'0"	174	Port Orchard, Wash. (South Kitsap)
11	RJ Dabovich	Jr.	R/R	6'3"	206	Pueblo, Colo. (Pueblo West/Central Arizona)
12	Cooper Benson	Fr.	L/L	6'0"	213	San Luis Obispo, Calif. (San Luis Obispo)
14	Gage Workman	Jr.	S/R	6'4"	206	Queen Creek, Ariz. (Basha)
15	Erik Tolman	So.	L/L	6'2"	193	Lake Forest, Calif. (El Toro)
17	Myles Denson	Sr.	R/R	6'2"	184	Las Vegas, Nev. (Bishop Gorman)
18	Trevor Hauver	Jr.	L/R	6'0"	202	Chandler, Ariz. (Perry)
19	Boyd Vander Kooi	Jr.	R/R	6'5"	220	Mesa, Ariz. (Skyline)
20	Spencer Torkelson	Jr.	R/R	6'1"	215	Petaluma, Calif. (Casa Grande)
22	Blake Burzell	So.	R/R	6'6"	225	Laguna Beach, Calif. (Laguna Beach)
23	Justin Fall	Jr.	L/L	6'6"	237	Beachwood, N.J. (Toms River South/Brookdale)
24	Nick Wallerstedt	Fr.	R/R	6'3"	178	Tempe, Ariz. (Mountain Pointe)
25	Will Levine	So.	R/R	6'2"	205	Mission Viejo, Calif. (Mission Viejo)
26	Graham Osman	Fr.	L/L	6'3"	183	Morrison, Colo. (Colorado Academy)
27	Hunter Jump	Jr.	L/R	5'11"	188	Aliso Viejo, Calif. (Aliso Niguel/Central Arizona)
29	Tyler Thornton	So.	R/R	6'3"	178	Solana Beach, Calif. (Santa Fe Christian/St. Mary's)
30	Brady Corrigan	Jr.	R/R	6'2"	210	Plainfield, Ill. (Plainfield North)
32	Bryce Barnett	Fr.	R/R	6'0"	170	Lockport, Ill. (Providence Catholic)
35	Sean McLain	Fr.	R/R	5'11"	170	Tustin, Calif. (Arnold D. Beckman)
36	Seth Tomczak	Fr.	L/R	6'3"	181	Jackson, Calif. (Argonaut)
37	Alex Helmin	Fr.	R/R	6'5"	190	Frankfort, Ill. (Providence Catholic)
38	Seth Nager	Fr.	L/R	6'4"	190	Oro Valley, Ariz. (Ironwood Ridge)
40	Alexander Ogg	Fr.	R/R	6'5"	177	Bedford Corners, New York (The Harvey)
41	Christian Bodlovich	Fr.	R/R	6'0"	210	San Pedro, Calif. (Mira Costa)
43	Danny Marshall	Fr.	L/L	5'10"	153	Queen Creek, Ariz. (Queen Creek)
45	Cam Dennie	Fr.	R/R	6'2"	183	Culver, Ind. (Plymouth)
46	Nathan Baez	Fr.	R/R	6'1"	191	Oro Valley, Ariz. (Ironwood Ridge)
48	Brian Kalmer	Fr.	R/R	6'2"	195	Chandler, Ariz. (Corona del Sol)

### PRO-NUN-SEE-AY-SHUNS

Dom Cacchione – cuh-SHONE  
 Luke La Flam – luh FLAMM  
 Alika Williams – uh-LEEK-uh  
 Nich Cheema – chee-muh  
 Sam Ferri – fairy  
 RJ Dabovich – DAB-oh-vich  
 Erik Tolman – TOLL-men  
 Trevor Hauver – HAH-ver  
 Boyd Vander Kooi – van-der-coy  
 Will Levine – leh-VEEN  
 Graham Osman – OZ-men  
 Seth Tomczak – TOM-zak  
 Seth Nager – NAY-ger  
 Nick Wallerstedt – WALL-er-stet  
 Christian Bodlovich – BOD-low-vich  
 Nathan Baez – BYE-ezz  
 Brian Kalmer – KAL-mer

### ALPHABETICAL

No.	Name	Pos.
46	Baez, Nathan	INF
32	Barnett, Bryce	RHP
12	Benson, Cooper	LHP
41	Bodlovich, Christian	RHP
22	Burzell, Blake	RHP
3	Cacchione, Dom	RHP
8	Cheema, Nick	C
30	Corrigan, Brady	RHP
11	Dabovich, RJ	RHP
45	Dennie, Cam	RHP
17	Denson, Myles	OF
23	Fall, Justin	LHP
9	Ferri, Sam	C
10	Garcia, Dusty	OF
18	Huaver, Trevor	OF
37	Helmin, Alex	OF
27	Jump, Hunter	OF
48	Kalmer, Brian	INF
4	La Flam, Luke	RHP
25	Levine, Will	RHP
43	Marshall, Danny	LHP
35	McLain, Sean	OF
40	Ogg, Alexander	RHP
26	Osman, Graham	LHP
6	Swift, Drew	INF
29	Thornton, Tyler	RHP
15	Tolman, Erik	LHP
36	Tomczak, Seth	RHP
20	Torkelson, Spencer	INF
19	Vander Kooi, Boyd	RHP
24	Wallerstedt, Nick	RHP
5	Williams, Alika	INF
14	Workman, Gage	INF

### BY POSITION

Catchers	2
Pitchers	19
Infielders	7
Outfielders	6

### BY CLASS

Seniors	2
Juniors	11
Sophomores	7
Freshmen	14

### BATTING

Lefties	4
Righties	10
Switch	1

### PITCHING

Righties	14
Lefties	5

### Hitting Categories

Hit a grand slam.....	Hunter Bishop, May 5, 2019 vs. #1 UCLA (W, 8-7)
Hit a walkoff HR.....	Sam Ferri, March 16, 2019 vs. Washington State (solo shot in 9th inning)
Led off the game with a HR.....	Trevor Hauver, May 10, 2019 vs. at Nebraska (W, 15-6)
Hit for the cycle.....	Travis Buck, March 7, 2003 vs. Southern Utah (W, 19-0)
Team hit for the cycle to open the game.....	April 27, 2003 vs. Washington State (HR/2B/1B/3B)
Team hit for the cycle on four consecutive batters.....	April 18, 2019 at Utah (2B, 3B, 1B, HR in 12th inning)
Hit back-to-back HRs.....	Lyle Lin (2-run shot) and Trevor Hauver, April 27, 2019 at Washington (L, 9-10/12 innings)
Hit back-to-back-to-back HRs.....	Trevor Hauver, Spencer Torkelson. Hunter Bishop, April 12, 2019 vs. #3 Oregon State (L, 4-6)
Hit two HRs in one game.....	Lyle Lin, at Nebraska, May 12, 2019 (L, 5-8)
A freshman hit two HR in one game.....	Erik Tolman, April 16, 2019, vs. Seattle (W, 12-5)
Hit three HRs in one game.....	Joey DeMichele, May 1, 2011 vs Stanford (TIES ASU RECORD)
Had five hits in one game.....	Trevor Hauver, April 2, 2019, vs. Long Beach State (5-for-6)
Had six hits in one game.....	Travis Buck, March 13, 2005 vs Western Illinois (went 6-for-8, 3 RBI)
Had seven hits in one game.....	Jerry Mantlo, February 6, 1972 vs. Michigan
Had three doubles in one game.....	Alika Williams, March 3, 2019 vs. Michigan State (W, 13-2)
Had four doubles in one game.....	Travis Buck, February 28, 2004 vs. Connecticut (W, 16-5)
Hit two triples in one game.....	Gage Canning, March 3, 2018 vs. Oklahoma State
Had seven RBI in one game.....	Trevor Hauver, Feb. 24, 2019 vs. UC Davis (W, 17-2)
Had eight RBI in one game.....	Kiel Roling, March 17, 2007 vs. Maine
Had nine RBI in one game.....	Jeremy West, April 27, 2003 vs. Washington State
Stole four bases in one game.....	Drew Maggi, April 10, 2010 at Washington St. (TIES ASU RECORD)
Stole home.....	Colby Woodmansee, March 6, 2016 vs. Eastern Michigan (W, 8-1)
Struck out four or more times in one game.....	4, Gage Workman, May 11, 2019 at Nebraska (L, 1-2)
Hitler stranded six runners on base.....	Spencer Torkelson (6), Feb. 20, 2019 vs. San Diego (W, 12-2)
Recorded 13 total bases.....	Gage Canning (13), April 27, Gage Canning, March 18, 2018 vs. Oregon (2 HR, 1 3B, 2 1B)
Had an inside-the-park home run.....	Gage Canning, March 18, 2018 vs. Oregon (W, 18-4)
Had an inside-the-park home run AND a traditional home run.....	Gage Canning, March 18, 2018 vs. Oregon (W, 18-4)
Scored five runs in one game.....	Hunter Bishop (5), March 8, 2019 vs. Xavier (W, 12-0)
Was hit by a pitch two or more times.....	Spencer Torkelson, 2, vs. Utah, April 21, 2018
Walked 4+ times.....	4, Hunter Bishop, vs. Arizona, March 31, 2019 (W, 17-16)
Opponent hit two HRs in one game.....	Jake Pries, vs. #1 UCLA, May 4, 2019 (L, 3-18)
Opponent hit a walkoff HR.....	Evan Williams, at Oregon, March 23, 2019 (off Brady Corrigan)
Opponent hit a leadoff HR.....	Andy Lentz (Washington), May 17, 2008 at Packard Stadium (off Josh Satow)

### Pitching Categories

Threw a no-hitter.....	Ryan Hingst, March 25, 2016 vs. Utah, (W, 5-0)
Threw a perfect game.....	Eddie Bane, March 2, 1973, vs. Cal State Northridge (W, 9-0)
Threw a one-hitter.....	Brian Flores, May 20, 2007 at Oregon State (W, 8-1)
Threw a two-hitter.....	Will Waldrup, Jan. 23, 1999 vs. Hawaii-Hilo (W, 3-0)
Were no-hit.....	Phil Keller, March 23, 1970 vs. Stanford (L, 1-0)
Were one-hit.....	Noah Bremer, at Washington, May 12, 2017 (L, 0-4)
Threw a complete game.....	Boyd Vander Kooi, April 19, 2019 vs. at Utah (W, 8-5)
Threw a complete game shutout.....	Eli Lingos, March 30, 2018 at Washington St. (W, 7-0)
Threw back-to-back complete games.....	Trevor Williams, 3/1/13 vs. Pacific (W, 8-1) and 3/9 vs. Long Beach State (W, 4-0)
Threw back-to-back complete game shutouts.....	Brady Rodgers/Kramer Champlin, May 20 and 21, 2011 at Washington
Had an opposing pitcher throw a complete game.....	Noah Bremer, at Washington, May 12, 2017 (L, 0-4)
Shut out an opponent (one or more pitchers).....	March 15, 2019 vs. Washington State (6-0, 3 pitchers)
Were shutout.....	vs. UNCW, March 10, 2018 (0-9)
Struck out 10 or more batters in a game.....	Boyd Vander Kooi (11 in 7.0 innings), vs #3 Stanford, May 25, 2019 (L, 2-3)
Had back-to-back starts with 10 strikeouts.....	Alec Marsh (10 in each), May 10, 2019 at Nebraska and May 17, 2019 at Cal
Struck out 15 or more batters in a game.....	Mike Leake (15), May 30, 2009 vs. Oral Roberts (CG, 4-1 Win in Tempe Regional)
Had an opposing pitcher strike out 10 or more Sun Devils.....	Ryne Nelson (10), at Oregon, March 23 2019 (L, 4-5 (12))
Did not walk a batter (complete game).....	Ryan Kellogg, May 14, 2015 vs Washington State (W, 5-0)
Recorded 10 wins in a season.....	Ryan Kellogg, 11-1 (2013)
Hit three batters in a game.....	Brett Lilek (3), April 4, 2015 at Utah (W, 6-5)
Starting pitcher hit a home run in a game.....	Erik Tolman, April 23, 2019 vs. UNLV (W, 9-2)

### Fielding Categories

Had no errors in four straight games.....	April 20, 23, 26-27 at Utah, vs. UNLV, at Washington
Committed three or more errors in one game.....	Andrew Snow (3), Feb. 17, 2017 vs. Northwestern
Had 16 or more putouts in one game.....	Zach Wilson(20), First Base, April 21, 2011 at Cal
Had 20 or more put outs in one game.....	Zach Wilson (20), First Base, April 21, 2011 at Cal
Had eight or more assists in one game.....	Alika Williams (8), April 19, 2019 at Utah (W, 8-5)
Caught and pitched in the same game.....	Jordan Swagerty, March 17, 2010 vs. USC (2x in 2010)
Turned four double plays in one game.....	May 5, 2019 vs. #1 UCLA (W, 8-7)
Turned five+ double plays in one game.....	5, April 25, 2010, vs. Washington (TIES ASU RECORD)
Turned a triple play.....	Eric Sogard (2B), Brett Wallace (1B) and Andrew Romine SS, February 27, 2007 at Arizona

### Scoring and Misc. Categories

Recorded 20+ hits.....	21, May 10, 2019 at Nebraska (W, 15-6)
Recorded 20+ hits in back-to-back games.....	22 and 22, February 3-4, 2007 vs. Southern Utah
Scored 20+ runs.....	20, Feb. 16, 2019 vs. Notre Dame (W, 20-7)
Scored 30+ runs.....	30, March 13, 2005 vs. Western Illinois (W, 30-13 in Baton Rouge, La.)
Scored 10+ runs in one inning.....	11, April 26, 2015 vs. Tennessee Tech (W, 16-4)
Left 15+ runners on base in one game.....	15, March 5, 2016 vs. Eastern Michigan (W, 5-4 (11))
Allowed 5 or more home runs in a game.....	7, vs. #1 UCLA, May 4, 2019 (L, 3-18)
Walked 15+ times in a game.....	15, March 31, 2019 vs Arizona (W, 17-16)
Stranded 15+ opponent runners on base in one game.....	15, March 23, 2019, vs at Oregon (L, 4-5 (12))
Surrendered a ninth inning lead.....	April 25, 2019, vs #3 Stanford (Led 2-0, Lost 3-2)
Swept a three-game Pac-12 series.....	March 29-31, 2019 vs. Arizona (8-2, 8-3, 17-16)
Swept a three-game Non-Conference series.....	March 8-10, 2019 vs. Xavier (12-0, 8-3, 11-6)
Were swept in a Pac-12 series.....	April 13-15, 2018 at #2 Stanford (1-3, 6-11, 3-10)
Were swept in a Pac-12 series at home.....	May 18-20, 2017 vs. #15 Arizona (5-6, 1-3, 5-9)
Played in extra innings.....	12, April 27, 2019 at Washington (L, 9-10)
Played in 14+ innings.....	14, March 9, 2016 at Cal State Fullerton (W, 2-1 W)
Played back-to-back extra inning games.....	March 29-30, 2018, at Washington State (L, 8-7 (10)), (L, 4-3 (11))
Played a game lasting 5+ hours.....	5 hours, 10 minutes, March 31, 2019 vs. Arizona (W, 17-16)

### Record When...

Overall .....	..... 10+ runs .....	Hit 0 home runs .....
Conference .....	Opponent 0-2 runs.....	... 1 home run .....
Non-Conference .....	..... 3-5 runs .....	... 2+ home runs .....
Home games.....	..... 6-9 runs .....	Opponent 0 home runs .....
Away games .....	..... 10+ runs .....	..... 1 home run .....
Neutral site .....	Scored in 1st inning .....	..... 2+ HRs .....
Day games.....	Opp. scored in 1st .....	Made 0 errors .....
Night games .....	Scores first .....	... 1 error.....
vs Left starter .....	Opp. scores first .....	... 2+ errors.....
vs Right starter .....	After 6 leading .....	Opp. made 0 errors .....
1-Run games .....	..... trailing .....	..... 1 error.....
2-Run games.....	..... tied .....	..... 2+ errors .....
5+Run games .....	After 7 leading .....	Out-hit opponent .....
Extra innings .....	..... trailing .....	Out-hit by opponent .....
Shutouts .....	..... tied .....	Hits are tied .....
Scoring 0-2 runs .....	After 8 leading .....	
..... 3-5 runs .....	..... trailing .....	
..... 6-9 runs .....	..... tied .....	

### A Look At the Pitching Staff

#### Arizona State Starters

Pitcher	Starts/QS	Pct.	PC/Start	IP/Start	ER Against/Start	Runs For/Start	PCK	DP	Team Record
---------	-----------	------	----------	----------	------------------	----------------	-----	----	-------------

#### Arizona State Bullpen (Relief Appearances Stats Only)

Reliever	APP	IP	H	R	ER	BB	SO	SV	ERA	IR/Scored	1st Bat. Faced/Ret.
----------	-----	----	---	---	----	----	----	----	-----	-----------	---------------------

# 2020 Sun Devil Baseball

## TEAM AND INDIVIDUAL RANKINGS/RECORD WATCH

### NATIONAL RANKINGS

Team				
Category		Nat'l	Pac-12	Value
Individual				
Category	Name	Nat'l	Pac-12	Value

### RECORD WATCH

#### ASU HOME RUNS (CAREER)

1.) Bob Horner (1976-78)	56
2.) Jeff Larish (2002-05)	51
3.) <b>Spencer Torkelson (2018-p)</b>	<b>48</b>

#### SUN DEVILS IN THE RANKINGS

	BA	D1	CB	NCBWA	PG
Pre	3	9	5	7	5

BA - Baseball America

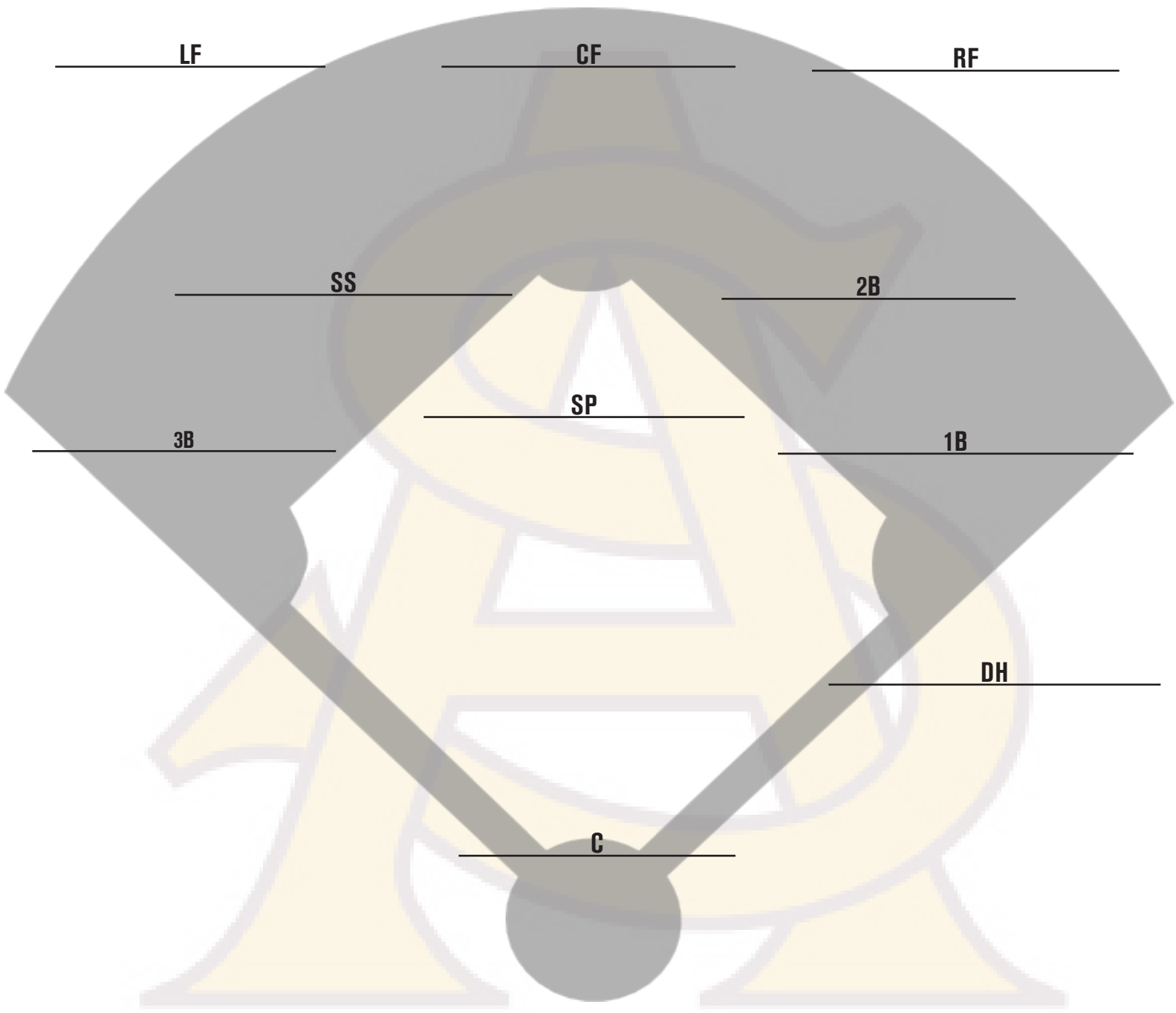
D1 - D1Baseball.com

CB - Collegiate Baseball News

NCBWA - National Collegiate Baseball Writers

PG - Perfect Game





# 2020 Sun Devil Baseball

## TV/RADIO ROSTER



**#3 Dominic Cacchione**  
RHP | R/R | So.



**#4 Luke La Flam**  
RHP | R/R | So.



**#5 Alike Williams**  
INF | R/R | Jr.



**#6 Drew Swift**  
INF | R/R | Jr.




**#8 Nick Cheema**  
C | R/R | Sr.



**#9 Sam Ferri**  
C | R/R | R-Jr.




**#10 Dusy Garcia**  
OF | L/R | So.



**#11 RJ Dabovich**  
RHP | R/R | Jr.



**#12 Cooper Benson**  
LHP | L/L | Fr.



**#14 Gage Workman**  
INF | S/R | Jr.



**#15 Erik Tolman**  
LHP | L/L | So.



**#17 Myles Denson**  
OF | R/R | Sr.



**#18 Trevor Hauver**  
OF | L/R | Jr.



**#19 Boyd Vander Kooi**  
RHP | R/R | Jr.



**#20 Spencer Torkelson**  
INF | R/R | Jr.



**#22 Blake Burzell**  
RHP | R/R | So.



**#23 Justin Fall**  
LHP | L/L | Jr.



**#24 Nick Wallerstedt**  
RHP/OF | R/R | Fr.



# 2019 Sun Devil Baseball

TV/RADIO ROSTER



**#25 Will Levine**  
RHP | R/R | So.



**#26 Graham Osman**  
LHP | L/L | Fr.



**#27 Hunter Jump**  
OF | L/R | Jr.



**#29 Tyler Thornton**  
RHP | R/R | So.



**#30 Brady Corrigan**  
RHP | R/R | Jr.



**#32 Bryce Barnett**  
RHP | R/R | Fr.



**#35 Sean McLain**  
INF/OF | R/R | Fr.



**#36 Seth Tomczak**  
RHP | L/R | Fr.



**#37 Alex Helmin**  
OF | R/R | Fr.



**#38 Seth Nager**  
OF | L/R | Fr.



**#40 Alexander Ogg**  
RHP | R/R | Fr.



**#41 Christian Bodlovich**  
RHP | R/R | Fr.



**#43 Danny Marshall**  
LHP/OF | L/L | Fr.



**#45 Cam Dennie**  
RHP | R/R | Fr.



**#46 Nate Baez**  
C/INF | R/R | Fr.



**#48 Brian Kalmer**  
INF | R/R | Fr.

# 2018 Sun Devil Baseball

## CAREER GAME HIGHS

### Baez,N

### Barnett,B

### Benson,C

### Bodlovich,C

### Burzell,B

Innings pitched: 3.0, UCLA, May 05, 2019; at Arizona, May 07, 2019  
Walks allowed: 2, Long Beach State, Apr 02, 2019; at Utah, Apr 18, 2019; UCLA, May 05, 2019  
Strikeouts: 5, at Nebraska, May 12, 2019  
Batters faced: 12, UCLA, May 05, 2019  
Field chances: 2, Notre Dame, Feb 16, 2019  
Putouts: 1, at Washington, Apr 28, 2019; Notre Dame, Feb 16, 2019  
Assists: 1, 5 times  
Runners CS: 1, Oregon State, Apr 13, 2019

### Cacchione,D

Innings pitched: 2.2, San Diego, Feb 20, 2019  
Walks allowed: 2, Long Beach State, Apr 02, 2019; Xavier, Mar 08, 2019  
Strikeouts: 3, at Oregon, 3/22/19  
Batters faced: 12, San Diego, Feb 20, 2019  
Field chances: 1, San Diego, Feb 20, 2019; Cal Baptist, Mar 20, 2019  
Putouts: 1, Cal Baptist, Mar 20, 2019

### Cheema,N

Hits: 2, at Utah, May 28, 2017  
Doubles: 1, Arizona, May 20, 2017  
Home runs: 1, at Utah, May 28, 2017  
Total bases: 5, at Utah, May 28, 2017  
RBI: 1, Arizona, May 20, 2017; at Utah, May 28, 2017  
Runs scored: 2, at Utah, May 28, 2017  
Hit by pitch: 1, Seattle U, Apr 16, 2019  
Struck out: 1, 4 times  
At bats: 4, at Utah, May 27, 2017; at Utah, May 28, 2017  
Field chances: 5, Cal Baptist, Mar 20, 2019  
Putouts: 4, Cal Baptist, Mar 20, 2019  
Assists: 1, Cal Baptist, Mar 20, 2019

### Corrigan,B

Innings pitched: 6.0, Fullerton, Apr 04, 2018  
Walks allowed: 3, at USC, Apr 07, 2019; Seattle U, Apr 16, 2019  
Strikeouts: 8, Stanford, May 24, 2019  
Batters faced: 23, at USC, Apr 07, 2019; at Washington, Apr 27, 2019  
Field chances: 2, Fullerton, Apr 04, 2018; Seattle U, Apr 16, 2019  
Putouts: 2, Seattle U, Apr 16, 2019  
Assists: 1, 4 times  
Runners CS: 1, Fullerton, Apr 04, 2018; at Stanford, Apr 13, 2018; Washington State, Mar 16, 2019

### Dabovich,RJ

Struck out: 1, UC Davis, Feb 24, 2019  
At bats: 1, UC Davis, Feb 24, 2019  
Innings pitched: 7.0, UC Davis, Feb 24, 2019  
Walks allowed: 5 [t-4th], Notre Dame, Feb 17, 2019  
Strikeouts: 6, Xavier, Mar 10, 2019  
Batters faced: 28, Xavier, Mar 10, 2019  
Field chances: 3, UC Davis, Feb 24, 2019  
Putouts: 1, UC Davis, Feb 24, 2019; Xavier, Mar 10, 2019  
Assists: 2, UC Davis, Feb 24, 2019

### Dennie,C

### Denson,M

Hits: 3, 4 times  
Doubles: 1, 7 times  
Triples: 1 [t-5th], at UNLV, 04-09-19; UC Davis, Feb 24, 2019; Michigan State, Mar 01, 2019  
Total bases: 5, at UNLV, 04-09-19; Michigan State, Mar 01, 2019  
RBI: 3, UC Davis, Feb 23, 2019  
Runs scored: 2, at UNLV, 04-09-19; Arizona, Mar 31, 2019  
Walks: 3 [t-6th], Arizona, Mar 31, 2019  
Struck out: 4 [t-2nd], at Utah, May 27, 2017  
Sac flies: 1 [t-4th], Stanford, May 23, 2019  
Sac bunts: 1 [t-8th], 4 times  
At bats: 5, 4 times  
Caught stealing: 1 [t-3rd], Loyola Marymount, Mar 04, 2017  
Innings pitched: 1.0, UCLA, May 04, 2019  
Strikeouts: 1, UCLA, May 04, 2019  
Batters faced: 4, UCLA, May 04, 2019  
Field chances: 3, 8 times  
Putouts: 3, 7 times  
Assists: 1, Michigan State, Mar 02, 2019

### Fall,J

### Ferri,S

Hits: 2, 8 times  
Doubles: 1, 9 times  
Triples: 1 [t-5th], New Mexico State, Mar 13, 2019  
Home runs: 1, Long Beach State, Apr 02, 2019; Washington State, Mar 16, 2019  
Total bases: 5, Washington State, Mar 16, 2019  
RBI: 3, Notre Dame, Feb 15, 2019  
Runs scored: 3 [t-9th], Michigan State, Mar 02, 2019  
Walks: 2, at USC, Mar 26, 2017; Arizona, Mar 31, 2019  
Hit by pitch: 1, San Diego, Feb 20, 2019; UC Davis, Feb 24, 2019  
Struck out: 3, at Oregon, 3/23/19; Notre Dame, Feb 16, 2019; at TCU, Feb 24, 2017  
Sac bunts: 1 [t-8th], at Washington, Apr 27, 2019; Notre Dame, Feb 17, 2019  
At bats: 6 [t-8th], at Utah, Apr 18, 2019  
Innings pitched: 0.2, CSUB, Apr 23, 2017  
Walks allowed: 1, at Oregon, Apr 29, 2017  
Batters faced: 4, CSUB, Apr 23, 2017  
Field chances: 15 [t-8th], Michigan State, Mar 02, 2019  
Putouts: 13, Notre Dame, Feb 15, 2019; at TCU, Feb 24, 2017  
Assists: 3, 4 times  
Runners CS: 2 [t-1st], Oklahoma State, Feb 21, 2017

### Garcia,D

Hits: 1, 5 times  
Doubles: 1, San Diego, Feb 20, 2019  
Total bases: 2, San Diego, Feb 20, 2019  
Runs scored: 1, 9 times  
Walks: 2, Michigan State, Mar 03, 2019  
Struck out: 3, Long Beach State, Apr 02, 2019  
Sac bunts: 1 [t-8th], Arizona, Mar 31, 2019  
At bats: 4, Long Beach State, Apr 02, 2019  
Stolen bases: 1, 4 times  
Caught stealing: 1 [t-3rd], at Oregon, 3/23/19; at USC, Apr 07, 2019  
Field chances: 3, San Diego, Feb 20, 2019; Xavier, Mar 10, 2019  
Putouts: 3, Xavier, Mar 10, 2019

### Hauver,T

Hits: 5 [t-1st], Long Beach State, Apr 02, 2019  
Doubles: 2 [t-4th], Long Beach State, Apr 02, 2019; at Pepperdine, Mar 06, 2018; Arizona, Mar 31, 2019  
Home runs: 2 [t-1st], Michigan State, Mar 03, 2019  
Total bases: 8, Michigan State, Mar 03, 2019  
RBI: 7 [1st], UC Davis, Feb 24, 2019  
Runs scored: 4 [t-3rd], UC Davis, Feb 24, 2019  
Walks: 4 [t-1st], Notre Dame, Feb 16, 2019  
Hit by pitch: 1, 5 times  
Struck out: 4 [t-2nd], at Washington, Apr 27, 2019  
Sac flies: 1 [t-4th], 5 times  
At bats: 7 [t-1st], at Utah, Apr 18, 2019; at Washington, Apr 27, 2019  
Caught stealing: 1 [t-3rd], at Oregon, 3/23/19; Michigan State, Mar 01, 2019; UCLA, May 03, 2019  
Field chances: 5, Pepperdine, Feb 26, 2019; Xavier, Mar 09, 2019  
Putouts: 4, at USC, Apr 06, 2019; Pepperdine, Feb 26, 2019; Xavier, Mar 09, 2019  
Assists: 1, Seattle U, Apr 16, 2019; UC Davis, Feb 24, 2019; Pepperdine, Feb 26, 2019

### Helmin,A

### Jump,H

Hits: 3, 5 times  
Doubles: 1, 4 times  
Triples: 1 [t-5th], Utah, Apr 22, 2018; New Mexico St., Apr 25, 2018  
Home runs: 1, Washington, May 05, 2018  
Total bases: 5, Utah, Apr 22, 2018; New Mexico St., Apr 25, 2018; Washington, May 05, 2018  
RBI: 4, Utah, Apr 22, 2018; at San Diego, May 09, 2018  
Runs scored: 2, at Arizona, May 19, 2018  
Walks: 3 [t-6th], at San Diego, May 09, 2018  
Struck out: 3, Pacific, May 14, 2018  
Sac flies: 1 [t-4th], at Arizona, May 18, 2018  
At bats: 5, 7 times  
Stolen bases: 1, Pacific, May 13, 2018; at Arizona, May 19, 2018  
Caught stealing: 1 [t-3rd], Washington, May 04, 2018  
Field chances: 3, at Oregon State, Apr 28, 2018; Washington, May 05, 2018; Pacific, May 13, 2018  
Putouts: 3, at Oregon State, Apr 28, 2018; Washington, May 05, 2018  
Assists: 1, at San Diego, May 09, 2018

### Kalmer,B

### Vander Kooi

Runs scored: 1, Stanford, May 23, 2019  
Innings pitched: 9.0 [t-1st], at Utah, Apr 19, 2019  
Walks allowed: 5 [t-4th], at Oregon, 3/23/19; Oregon State, Apr 13, 2019  
Strikeouts: 11 [t-2nd], Stanford, May 25, 2019  
Batters faced: 38 [t-1st], at Utah, Apr 19, 2019  
Putouts: 2, at Oregon State, Apr 28, 2018; Xavier, Mar 08, 2019; Pacific, May 14, 2018  
Assists: 2, Oregon State, Apr 13, 2019; Washington State, Mar 16, 2019  
Runners CS: 1, 4 times

### La Flam,L

Runs scored: 1, Xavier, Mar 10, 2019  
Innings pitched: 3.0, at Utah, Apr 20, 2019  
Walks allowed: 5 [t-4th], Long Beach State, Apr 02, 2019  
Strikeouts: 3, UC Davis, Feb 23, 2019  
Batters faced: 17, at Utah, Apr 20, 2019  
Field chances: 1, Long Beach State, Apr 02, 2019; Seattle U, Apr 16, 2019; at Washington, Apr 26, 2019  
Putouts: 1, Long Beach State, Apr 02, 2019; Seattle U, Apr 16, 2019; at Washington, Apr 26, 2019

### Levine,W

Innings pitched: 4.0, at Utah, Apr 20, 2019  
Walks allowed: 3, Notre Dame, Feb 16, 2019  
Strikeouts: 3, Seattle U, Apr 16, 2019  
Batters faced: 19, at Utah, Apr 20, 2019  
Field chances: 1, at Utah, Apr 20, 2019; at Washington, Apr 26, 2019; Stanford, May 24, 2019  
Putouts: 1, at Utah, Apr 20, 2019; at Washington, Apr 26, 2019  
Assists: 1, Stanford, May 24, 2019



**Lidd,M**

Hits: 1, UC Davis, Feb 24, 2019; Xavier, Mar 08, 2019  
Home runs: 1, Xavier, Mar 08, 2019  
Total bases: 4, Xavier, Mar 08, 2019  
RBI: 1, Xavier, Mar 08, 2019  
Runs scored: 1, Xavier, Mar 08, 2019  
Struck out: 1, Long Beach State, Apr 02, 2019; UC Davis, Feb 23, 2019; Cal Baptist, Mar 20, 2019  
At bats: 2, Xavier, Mar 08, 2019  
Innings pitched: 4.0, at UNLV, 04-09-19  
Walks allowed: 4, at UNLV, 04-09-19  
Strikeouts: 3, at UNLV, 04-09-19  
Batters faced: 18, at UNLV, 04-09-19  
Field chances: 2, Long Beach State, Apr 02, 2019; UC Davis, Feb 23, 2019; Michigan State, Mar 03, 2019  
Putouts: 2, UC Davis, Feb 23, 2019  
Assists: 1, Long Beach State, Apr 02, 2019; Cal Baptist, Mar 20, 2019

**Marshall,D**

**McLain,S**

**Nager,S**

**Ogg,A**

**Osman,G**

**Swift,D**

Hits: 3, 4 times  
Doubles: 3 [t-1st], San Diego, Feb 20, 2019  
Triples: 1 [t-5th], at Utah, Apr 18, 2019  
Total bases: 6, at Utah, Apr 18, 2019; San Diego, Feb 20, 2019  
RBI: 3, San Diego, Feb 20, 2019  
Runs scored: 3 [t-9th], 8 times  
Walks: 3 [t-6th], Long Beach State, Apr 02, 2019; Miami (OH), Feb 18, 2018  
Hit by pitch: 2 [t-1st], Miami (OH), Feb 18, 2018  
Struck out: 5 [1st], at Oregon, 3/23/19  
Sac flies: 1 [t-4th], San Diego, Feb 20, 2019; Oregon, Mar 17, 2018; at UCLA, Mar 25, 2018  
Sac bunts: 2 [t-2nd], at Arizona, May 18, 2018  
At bats: 6 [t-8th], at Utah, Apr 18, 2019; at Washington, Apr 27, 2019  
Stolen bases: 1, 4 times  
Caught stealing: 2 [t-1st], Miami (OH), Feb 17, 2018  
Field chances: 12, UCLA, May 05, 2019  
Putouts: 5, at Oregon State, Apr 28, 2018; UCLA, May 05, 2019  
Assists: 8 [t-3rd], Pacific, May 14, 2018

**Thornton,T**

**Tolman,E**

Hits: 3, Seattle U, Apr 16, 2019; Xavier, Mar 10, 2019  
Doubles: 1, Seattle U, Apr 16, 2019  
Home runs: 2 [t-1st], Seattle U, Apr 16, 2019  
Total bases: 10 [t-3rd], Seattle U, Apr 16, 2019  
RBI: 4, Seattle U, Apr 16, 2019  
Runs scored: 3 [t-9th], Seattle U, Apr 16, 2019  
Walks: 1, 4 times  
Hit by pitch: 1, Xavier, Mar 10, 2019  
Struck out: 3, at Washington, Apr 28, 2019  
At bats: 5, at Utah, Apr 18, 2019; at Washington, Apr 27, 2019  
Innings pitched: 5.0, Pepperdine, Feb 26, 2019  
Walks allowed: 5 [t-4th], at Nebraska, May 12, 2019  
Strikeouts: 6, at Arizona, May 07, 2019  
Batters faced: 19, UNLV, Apr 23, 2019; Pepperdine, Feb 26, 2019  
Field chances: 4, at Oregon, 3/23/19  
Putouts: 3, at Oregon, 3/23/19  
Assists: 2, Pepperdine, Feb 26, 2019; Michigan State, Mar 02, 2019  
Runners CS: 1, Pepperdine, Feb 26, 2019

**Tomczak,S**

**Torkelson,S**

Hits: 4 [t-5th], Notre Dame, Feb 17, 2019; at California, May 17, 2019  
Doubles: 2 [t-4th], Miami (OH), Feb 18, 2018; at UCLA, Mar 25, 2018  
Home runs: 2 [t-1st], at Stanford, Apr 14, 2018; Miami (OH), Feb 17, 2018; at Long Beach State, Feb 28, 2018  
Total bases: 9 [t-7th], Miami (OH), Feb 17, 2018; at Long Beach State, Feb 28, 2018  
RBI: 4, 5 times  
Runs scored: 4 [t-3rd], Washington, May 04, 2018  
Walks: 3 [t-6th], at Washington, Apr 27, 2019; at Oregon State, Apr 28, 2018; Michigan State, Mar 03, 2019  
Hit by pitch: 2 [t-1st], Utah, Apr 21, 2018  
Struck out: 3, at San Diego, May 09, 2018  
Sac flies: 1 [t-4th], 7 times  
At bats: 6 [t-8th], 4 times  
Stolen bases: 1, 5 times  
Caught stealing: 1 [t-3rd], at Washington, Apr 27, 2019; at California, May 17, 2019; at Arizona, May 18, 2018  
Field chances: 14, 4 times  
Putouts: 14 [t-8th], Oregon, Mar 18, 2018  
Assists: 4, Seattle U, Apr 16, 2019; at Washington, Apr 26, 2019

**Wallerstedt**

**Williams,A**

Hits: 4 [t-5th], Michigan State, Mar 03, 2019; Washington State, Mar 17, 2019  
Doubles: 3 [t-1st], Michigan State, Mar 03, 2019  
Triples: 1 [t-5th], 4 times  
Home runs: 1, 4 times  
Total bases: 7, Michigan State, Mar 03, 2019  
RBI: 4, Seattle U, Apr 16, 2019  
Runs scored: 3 [t-9th], at Washington, Apr 28, 2019  
Walks: 2, 6 times

Hit by pitch: 1, 12 times  
Struck out: 2, 6 times  
Sac flies: 1 [t-4th], 7 times  
Sac bunts: 1 [t-8th], 7 times  
At bats: 6 [t-8th], 4 times  
Stolen bases: 2 [t-2nd], at Nebraska, May 11, 2019  
Caught stealing: 1 [t-3rd], 9 times  
Field chances: 12, at Utah, Apr 19, 2019  
Putouts: 5, UCLA, May 03, 2019  
Assists: 8 [t-3rd], at Utah, Apr 19, 2019

**Workman,G**

Hits: 4 [t-5th], Notre Dame, Feb 16, 2019  
Doubles: 2 [t-4th], Oregon, Mar 18, 2018; at Oregon, Mar 24, 2019  
Triples: 2 [t-1st], Oklahoma State, Mar 02, 2018  
Home runs: 2 [t-1st], Washington State, Mar 15, 2019  
Total bases: 8, Washington State, Mar 15, 2019  
RBI: 4, Washington State, Mar 15, 2019  
Runs scored: 3 [t-9th], Notre Dame, Feb 16, 2019; at Nebraska, May 10, 2019  
Walks: 3 [t-6th], at USC, Apr 07, 2019  
Hit by pitch: 1, 7 times  
Struck out: 4 [t-2nd], at Washington State, Mar 31, 2018; Arizona, Mar 31, 2019; at Nebraska, May 11, 2019  
Sac flies: 1 [t-4th], 4 times  
Sac bunts: 2 [t-2nd], at Oregon State, Apr 28, 2018  
At bats: 6 [t-8th], Notre Dame, Feb 16, 2019; Arizona, Mar 31, 2019; at Arizona, May 19, 2018  
Stolen bases: 2 [t-2nd], at Arizona, May 07, 2019  
Caught stealing: 1 [t-3rd], USC, Apr 07, 2018; Arizona, Mar 31, 2019  
Field chances: 8, at Oregon, 3/23/19  
Putouts: 3, at Utah, Apr 18, 2019; Washington State, Mar 15, 2019  
Assists: 5, at Oregon, 3/23/19; UC Davis, Feb 23, 2019; Pepperdine, Feb 26, 2019