



ARIZONA STATE SUN DEVIL HOCKEY MEDIA NOTES



X @SunDevilHockey



@SunDevilHockey



/SunDevilHockey

2024-25 SCHEDULE/RESULTS

Date	Opponent	Network	Time/Result
Oct. 4	at Air Force	FloHockey	W, 8-1
Oct. 5	at Air Force	FloHockey	L, 3-4 (OT)
Oct. 11	vs. #10 Michigan	NCHC.tv	L, 1-4
Oct. 12	vs. #10 Michigan	NCHC.tv	T, 3-3 (OT)
Oct. 18	at #14 Providence	ESPN+	4:00 p.m.
Oct. 19	at #14 Providence	ESPN+	1:00 p.m.
Oct. 25	at Northern Michigan	NCHC.tv	4:07 p.m.
Oct. 26	at Northern Michigan	NCHC.tv	3:07 p.m.
Nov. 8	at Colorado College*	NCHC.tv	7:00 p.m.
Nov. 9	at Colorado College *	NCHC.tv	6:00 p.m.
Nov. 15	vs. Omaha*	NCHC.tv	7:00 p.m.
Nov. 16	vs. Omaha*	NCHC.tv	5:00 p.m.
Nov. 22	at Denver*	NCHC.tv	7:00 p.m.
Nov. 23	at Denver*	NCHC.tv	6:00 p.m.
Dec. 6	vs. Minnesota Duluth*	NCHC.tv	7:00 p.m.
Dec. 7	vs. Minnesota Duluth*	NCHC.tv	5:00 p.m.
Dec. 28	vs. USNTDP (exh)	NCHC.tv	1:00 p.m.
Dec. 29	vs. USNTDP (exh)	NCHC.tv	1:00 p.m.
Jan. 3	vs. Robert Morris (DHC)	NCHC.tv	7:00 p.m.
Jan. 4	Desert Hockey Classic	NCHC.tv	7:00 p.m.
Jan. 10	vs. North Dakota*	NCHC.tv	7:00 p.m.
Jan. 11	vs. North Dakota*	NCHC.tv	5:00 p.m.
Jan. 17	at St. Cloud State*	NCHC.tv	5:30 p.m.
Jan. 18	at St. Cloud State*	NCHC.tv	4:00 p.m.
Jan. 24	vs. Colorado College*	NCHC.tv	7:00 p.m.
Jan. 25	vs. Colorado College*	NCHC.tv	5:00 p.m.
Jan. 31	at Miami*	NCHC.tv	4:00 p.m.
Feb. 1	at Miami*	NCHC.tv	4:00 p.m.
Feb. 7	vs. Denver*	NCHC.tv	7:00 p.m.
Feb. 8	vs. Denver*	NCHC.tv	5:00 p.m.
Feb. 14	at Minnesota Duluth*	NCHC.tv	6:07 p.m.
Feb. 15	at Minnesota Duluth*	NCHC.tv	5:07 p.m.
Feb. 21	vs. Western Michigan*	NCHC.tv	7:00 p.m.
Feb. 22	vs. Western Michigan*	NCHC.tv	5:00 p.m.
Feb. 28	at Omaha*	NCHC.tv	7:00 p.m.
Mar. 2	at Omaha*	NCHC.tv	6:00 p.m.

Mar. 14-15 NCHC Quarterfinals

Mar. 21-22 NCHC Frozen Faceoff

Times are in MST // * Conference game

Game 5-6 | Arizona State at #14 Providence



SCHNEIDER ARENA
Providence, Rhode Island

Friday, October 18
4:00 p.m. MST
Saturday, October 19
1:00 p.m. MST

Watch: ESPN+
Listen: Fox Sports 910



Arizona State Sun Devils
1-2-1 Overall (0-0-0 NCHC)

Providence Friars
0-1-0 Overall (0-0-0 Hockey East)

SCOUTING THE SERIES

From the New England coastline, the Arizona State ice hockey team (1-2-1) ventures out on the beginnings of a four-week road trip starting against the No. 14 Providence Friars this weekend, Oct. 18-19, at Schneider Arena. Both games are available to stream on ESPN+ or on the airwaves with Fox Sports 910.

ASU competes in its final two non-conference matchups commencing at Providence before traveling to Northern Michigan next weekend (Oct. 25-26). After an off-week over Halloween weekend, the Sun Devils once again return to mountain heights at Colorado College for ASU's first conference games in program history.

The Sun Devils look to make a strong presence on the road with the Pairwise rankings in mind, especially since the Pairwise system looks at road wins favorably when deciding the NCAA Tournament field.

In recent seasons, ASU improved against ranked opponents to reach an even split against those recognized by the USCHO.com Poll in 2023-24. Statement wins against teams like then-No. 9 Providence and then-No. 2 Denver pushed the envelope on ASU's postseason hopes last year. Coming off of a series split (0-1-1) with No. 10 Michigan, the Sun Devils look to showcase their resiliency, skill, and offensive power against traditionally ranked programs.

SERIES HISTORY

The Sun Devils and Friars have only met three times since ASU's promotion to NCAA Division I. Most recently, Providence came to Mullett Arena for the first two-game series between the programs in November 2023. ASU looked to improve the 0-1-0 series record during the top-15 tilt with the Sun Devils ranked 13th and the Friars ranked ninth. Providence and ASU battled through a full 60 minutes and needed overtime to break a 3-3 tie. ASU's Dylan Jackson scored the game-winner with assists from Ty Jackson and Tim Lovell. Former Sun Devil TJ Semptimphelter made 38 saves through nearly 64 minutes of play. The next night, Dylan Jackson once again ended up on the scoresheet, tallying the game's opening goal and what would eventually become ASU's sole goal of the night. The Sun Devils came away with a series split

WATCH LIST

-- Bennett Schimek makes his return to former team Providence this weekend. The forward is off to a hot start at ASU as the team's leading goal scorer. He is tied at second in the NCAA in total point scoring (4G, 3A, 7PTS)
-- College hockey's leading point scorer Noah Beck is a 2.00 point per game player with one goal and seven assists through four games. He looks to extend his four-game point scoring streak at Schneider Arena.
-- Top draft prospect Cullen Potter continued to impress in his introductory games to college hockey with four points (2G, 2A), including the game-tying goal against No. 10 Michigan with only 44 seconds left in regulation. Potter went on to score the sole goal in the shootout after ASU finished with a 3-3 tie against the Wolverines last Saturday night.

BE THE TRADITION

Hockey SID: Paige Shacklett
Cell Phone: (970) 946-0748
Email: paige.shacklett@asu.edu
Twitter: @paigeshacklett



2023-24 SUN DEVIL HOCKEY ROSTER

No.	Name	Pos.	S	Ht.	Wt.	Yr.	Hometown (Prev. School)
1	Luke Pavicich	G	L	6-2	195	Sr.	Clarence Center, NY/UMass Lowell (NCAA)/UMass (NCAA)/Kenai River (NAHL)
2	Noah Beck	D	L	6-3	206	Sr.	Richmond Hill, Ontario, Canada/Clarkson (NCAA)/Fargo (USHL)
5	Ty Murchison	D	L	6-2	205	Sr.	Corona, CA/U.S. National U18 Team (USHL)
7	Joel Kjellberg	D	L	6-0	190	Fr.	Nacka, Sweden/Cedar Rapids (USHL)
8	Artem Shlaine	F	L	6-1	185	Gr.	Moskva, Russia/Northern Michigan (NCAA)/UConn (NCAA)/Muskegon (USHL)
9	Anthony Dowd	D	R	5-7	152	So.	Point Pleasant Beach, NJ/ Chicago (USHL)
10	Tucker Ness	D	R	6-3	216	Jr.	Plymouth, MN/Waterloo (USHL)
11	Benji Eckerle	F	L	5-10	181	Gr.	Northville, MI/Tri-City (USHL)
12	Cullen Potter	F	R	5-9	167	Fr.	Minneapolis, MN/U.S. National U-17
13	Hunter Mullett	F	R	6-0	160	Fr.	Hartland, WI/Islanders Hockey Club (NCDL)
14	Ty Jackson	F	L	5-8	157	Gr.	Oakville, ON/Dubuque (USHL)/Northeastern (NCAA)
15	Dylan Jackson	F	R	5-10	166	Gr.	Oakville, ON/Dubuque (USHL)/Northeastern (NCAA)
16	Ethan Szmagaj	D	R	6-0	197	Sr.	Canton, MI/Waterloo (USHL)
18	David Hymovitch	F	R	6-0	177	So.	Phoenix, AZ/Muskegon (USHL)
23	Bennett Schimek	D	R	6-0	192	Jr.	Mendota Heights, MN/Providence (NCAA)/Sioux City (USHL)
25	Kyle Smolen	F	R	5-11	165	So.	Crystal Lake, IL/ Fargo (USHL)
29	Cole Gordon	F	L	6-2	205	So.	Windsor, CO/Minnesota (NAHL)
30	Chase Hamm	G	L	5-9	165	So.	Saskatoon, SK, Canada/Arizona St. (ACHA)
31	Gibson Homer	G	L	6-5	210	R-Jr.	Grand Rapids, MI/Chicago (USHL)
37	Sam Court	D	L	5-10	184	Fr.	Winnipeg, MB, Canada/Sioux City (USHL)
39	Zakari Brice	G	L	5-11	180	Fr.	Fairbanks, AK/New Jersey Jr. Titans (NAHL)
43	Cole Helm	F	L	6-0	195	So.	Dallas, TX/ Dubuque (USHL)
51	Cruz Lucius	F	L	6-0	178	Jr.	Grant, MN/Wisconsin (NCAA)/U.S. National U18
53	Ryan Alexander	F	L	5-10	176	Jr.	Toronto, ON./Fargo (USHL)
61	Lukas Sillinger	F	L	5-11	172	Gr.	Regina, Sask./Penticton (BCHL)/Bemidji State (NCAA)
74	Brasen Boser	D	L	5-11	178	Fr.	Minot, ND/Fargo (USHL)
82	Charlie Schoen	F	R	5-10	160	Jr.	Andover, MN/Sioux City (USHL)
89	Tony Achille	F	L	6-0	175	Fr.	Hingham, MA/ Maine (NAHL)
92	Ryan Kirwan	F	L	6-2	205	Sr.	DeWitt, NY/Penn State (NCAA)/Green Bay (USHL)

Head Coach: Greg Powers
Associate Coach: Alex Hicks
Assistant Coach: Dana Borges
Assistant Coach: Mike Corbett
Director of Operations: Andrew Matheson
Strength & Conditioning Coach: Liane Blyn
Athletic Trainer: Amanda Doyle
Equipment Manager: Corby Antropik
Assistant Equipment Manager: Owen Hixon
Athletic Communications: Paige Shacklett
Sport Admins: Scott Nelson

PRONUNCIATIONS

BORGES: Boar-Jess
BRASEN BOSER: Bray-Sin Bose-ER
ECKERLE: ECK-er-LEE
HOMER: Home-ER
HYMOVITCH: Hi-Mo-VITCH
KIRWAN: Ker-WHEN
KJELLBERG: Shell-berg
PAVICICH: Pav-Uh-Sich
SCHIMEK: Shh-him-ICK
SCHOEN: Shane
SHLAINE: Shh-LANE
SMOLEN: Ss-MULL-In
SZMAGAJ: SHH-MAG-EE
ZACKARI: Zachary

ROSTER BREAKDOWN


By Position:	Forwards	16
	Defensemen	9
	Goaltenders	4
By Class:	Freshmen	6
	Sophomores	7
	Juniors	6
	Seniors	4
	Graduates	6
By State:	Canada	7
	Minnesota	5
	Michigan	3
	Colorado	2
	New York	2
	Illinois	1
	Alaska	1
	Arizona	1
	California	1
	Massachusetts	1
	New Jersey	1
	North Dakota	1
	Russia	1
	Sweden	1
	Texas	1
	Wisconsin	1

2024-25 Sun Devil Hockey Game Notes

RECORD BREAKDOWN

Overall Record	1-2-1
Home Record	0-1-1
Road Record	1-1-0
Last 5 Games	1-2-1
Last 10 Games	1-2-1
Scoring A Power-Play Goal	1-1-1
Not Scoring A Power-Play Goal	0-1-0
Allowing A Power-Play Goal	0-2-0
Not Allowing A Power-Play Goal	1-0-1
Scoring A Shorthanded Goal	1-0-0
Allowing A Shorthanded Goal	0-1-0
10 Or More Penalties (ASU)	0-0-0
Fewer Than 10 Penalties (ASU)	1-2-1
More Penalties Than Opponent	1-1-0
Fewer Penalties Than Opponent	0-1-0
Same Amount Of Penalties	0-0-1
In One-Goal Games	0-1-0
In Two-Goal Games	0-0-0
In Three-Goal or More Games	1-1-0
In Overtime Games	0-1-1
Scoring 4 or More Goals	1-0-0
Scoring 3 or More Goals	0-1-1
Scoring 2 or Fewer Goals	0-1-0
Allowing 4 or More Goals	0-2-0
Allowing 3 or Fewer Goals	1-0-1
Scoring First Goal Of Game	1-1-0
Opponents Score First	0-1-1
Leading After One Period	1-1-0
Trailing After One Period	0-1-0
Tied After One Period	0-0-1
Scoring First Goal Of Second Period	1-0-0
Leading After Two Periods	0-0-0
Trailing After Two Periods	0-1-0
Tied After Two Periods	0-1-1
Scoring First Goal Of Third Period	1-2-0
Having 10-19 Shots On Goal	0-0-0
Having 20-29 Shots On Goal	1-0-0
Having 30-39 Shots On Goal	0-2-1
Having 40 or More Shots On Goal	0-0-0
Allowing 10-19 Shots On Goal	0-0-0
Allowing 20-29 Shots On Goal	1-0-0
Allowing 30-39 Shots On Goal	0-2-1
Allowing 40 or More Shots On Goal	0-0-0
Outshooting Opponent	0-2-0
Opponent Outshoots ASU	1-0-1
Shots Are Even	0-0-0
October	1-2-1
November	0-0-0
December	0-0-0
January	0-0-0
February	0-0-0
March	0-0-0
First Game of the Series	1-1-0
Second Game of the Series	0-1-1
Fridays	1-1-0
Saturdays	0-1-1
Sundays	0-0-0
Games Following A Win	0-1-0
Games Following A Loss	0-1-1
Games Following A Tie	0-0-0

JERSEY BREAKDOWN



TALE OF THE TAPE

Sun Devils		Friars
3.8 (15th)	Goals Per Game	2.0(T46th)
3.0 (T41st)	Goals Against Average	2.0 (T62nd)
11.9 (T16th)	Shots Percentage	8.3 (T40th)
28.6% (T8th)	Power Play	33.3% (T6th)
50.0% (57th)	Penalty Kill	87.5% (T25th)
47.4 (39th)	Faceoff %	45.8 (43rd)

2024-25 STAT LEADERS BREAKDOWN

Goals	Bennett Schimek	4	Penalties	Multiple with 2	2
Assists	Noah Beck	7	PIM	Ty Murchison	12
Points	Noah Beck	8	PPG	Multiple with 1	1
Shots	Cullen Potter	17	SHG	Bennett Schimek	2
Shot %	Kyle Smolen	.429	GWG	Dylan Jackson	1
BLK	Ty Murchison	12	GAA	Gibson Homer	2.37
+/-	Noah Beck	+6	SV%	Gibson Homer	.920

SCORING BREAKDOWN

BY CLASS			CLASS LEADERS		
Class (Players)	Goals - Assists - Points		Player (Class)	Goals- Assists - Points	
Freshmen (6)	2 - 3 - 5		Cullen Potter (Fr.)	2 - 2 - 4	
Sophomores (7)	4 - 4 - 8		Kyle Smolen (So.)	3 - 0 - 3	
Juniors (6)	4 - 3 - 7		Bennett Schimek (Jr.)	4 - 3 - 7	
Seniors (4)	1 - 1 - 2		Ryan Kirwan (Sr.)	1 - 1 - 2	
Graduates (6)	4 - 15 - 19		Noah Beck (Gr.)	1 - 7 - 8	

RECORD VS. HOCKEY EAST

TEAM	2024-25	OVERALL	LAST MEETING
BOSTON COLLEGE	0-0-0	3-2-0-0	W, 2-1 - Dec. 31, 2022
BOSTON UNIVERSITY	0-0-0	1-5-0-0	L, 2-5 - Jan. 8, 2022
UCONN	0-0-0	0-3-0-0	L, 0-3 - Jan. 10, 2016
MAINE	0-0-0	0-0-0-0	N/A
MASSACHUSETTS	0-0-0	3-1-0-0	L, 2-4 - Oct. 7 2017
UMASS LOWELL	0-0-0	2-4-0-0	L, 2-4 - Oct. 3, 2021
MERRIMACK	0-0-0	2-1-0-0	W, 4-2 - Oct. 14, 2023
NEW HAMPSHIRE	0-0-0	4-1-0-0	LOT, 4-5 - Dec. 10, 2022
NORTHEASTERN	0-0-0	1-2-0-0	W, 6-2 - Jan. 12, 2022
PROVIDENCE	0-0-0	1-2-0-0	L, 1-2 - Nov. 26, 2023
VERMONT	0-0-0	1-0-1-0	T, 2-2 - Nov. 30, 2019

NCHC CONFERENCE STANDINGS

TEAM	PTS	CONF. GP	CONF. W-L-T	OW-OL	SW	CONF. GF-GA	GP	OVERALL W-L-T	WIN%	GF-GA
Colorado College	0	0	0-0-0	0-0	0	0-0	2	2-0-0	1,000	10-4
Denver	0	0	0-0-0	0-0	0	0-0	2	2-0-0	1,000	10-3
North Dakota	0	0	0-0-0	0-0	0	0-0	1	1-0-0	1,000	5-2
Omaha	0	0	0-0-0	0-0	0	0-0	2	2-0-0	1,000	5-3
St. Cloud State	0	0	0-0-0	0-0	0	0-0	3	3-0-0	1,000	8-5
Western Michigan	0	0	0-0-0	0-0	0	0-0	2	2-0-0	1,000	9-2
Miami	0	0	0-0-0	0-0	0	0-0	4	2-0-2	.750	14-10
Arizona State	0	0	0-0-0	0-0	0	0-0	4	1-2-1	.375	15-12
Minnesota Duluth	0	0	0-0-0	0-0	0	0-0	3	1-2-0	.333	8-10

SUN DEVIL NOTES

FAMILIAR FOE
Junior forward Bennett Schimek returns to Schneider Arena to face his former team for the first time since transferring to the desert this off-season. The Minnesota native skated for the Friars for two seasons, collecting 37 points from 19 goals and 18 assists. He wasted no time adjusting to his new team, scoring his first career hat trick in his first appearance in the maroon and gold during the season opener at the Air Force Academy. With four goals and three assists, Schimek boasts a 1.75 points per game average and a 1.00 goals per game average. His seven points this season is tied at second among all skaters in the NCAA.

On the opponent bench, former Sun Devil alternate captain Ryan O'Reilly sits now donning the Friar logo. O'Reilly skated at ASU in 125 games through four seasons and earned an undergraduate degree from the university. He had the third-most game-winning goals in program history (7),

WIZARDING WORLD OF CULLEN POTTER

Four games into his college hockey career, Potter is already scoring highlight reel goals and actively assisting teammates on the scoresheet. He completed his first collegiate two-point night versus No. 10 Michigan on Saturday with one goal and one assist. His goal that gave ASU the shootout victory does not count towards his NCAA record. Can he reach the point-scoring prestige of the likes of ASU greats Josh Doan and Johnny Walker from their rookie years? Doan set the ASU program record for points by as a freshman with 37 in 2021-22. Walker previously held the record with 24 points in his first year during the 2017-18 season. The highly touted ASU rookie is the second-youngest player in the NCAA. The U.S. National Development Program product is 17 years old and turns 18 on Jan. 10, 2025. He's only seven days older than the youngest player in college hockey (Sascha Boumedienne, Boston University).

MOST WINS IN PROGRAM HISTORY

With the NCAA Tournament and Pairwise chase off of the table for the 2023-24 season, the team set its sights on accomplishing a new goal: the most wins in a single season in program history. With the final game of the season marked as a 5-2 win for the Sun Devils, ASU completed the year with 24 wins, the most in ASU history. The previous record was held by the 2019-20

squad who accomplished a 22-win season before the season was ultimately cut short due to Covid-19.

NHL DEVILS

Joey Daccord signed a five-year, \$25 million contract with the Seattle Kraken on Wednesday. It has an average annual value of \$5 million and begins next season. The 28-year-old goalie could have been an unrestricted free agent after this season. He's in his second full season in the NHL after going 19-18-11 with a 2.46 goals-against average, .916 save percentage and three shutouts in 50 games (46 starts) for Seattle in 2023-24.

Former Sun Devil Hockey captain Josh Doan made the NHL opening day roster for the Utah Hockey Club's inaugural season in Salt Lake City. Doan spent one season with the AHL Tucson Roadrunners and made his NHL debut for the Arizona Coyotes at Mullett Arena on March 27, 2024. Forty-eight skaters from the NCHC made NHL rosters. Along with those 48, another 12 alumni of NCHC teams, who didn't play in the NCHC (two of which are Daccord and Doan), landed a spot on opening-night rosters. In all, a total of 60 alumni from NCHC teams will begin the 2024-25 season on NHL rosters.

CONTENDING IN THE CONFERENCE

The Sun Devils are still riding advantages of the high-powered offensive showing from opening night at Air Force where ASU tied a program record for most goals scored in a game (8). Since then, with No. 10 Michigan in town last weekend, the team tallied seven goals across the next three games played to reach 15 goals through four games to lead the NCHC. On the flip side, ASU also leads the conference in goals allowed at 12 through the four games.

ASU's 36 shots on goal against No. 10 Michigan on Friday's 4-1 loss ranked sixth in conference standings for most shots on goal in a game so far this year.

Cullen Potter leads the NCHC in shots followed by teammates Bennett Schimek, Ryan Kirwan, and Noah Beck who own the second, third and fourth spots in the conference, respectively.

ARIZONA STATE QUICK FACTS

Location.....	Tempe, Ariz.
Enrollment.....	103,000
Nickname.....	Sun Devils
Colors.....	Maroon & Gold
Conference.....	NCHC (Big-12 in other sports)
President.....	Dr. Michael Crow
Athletics Director.....	Graham Rossini
Arena.....	Mullett Arena
Head Coach.....	Greg Powers (17th season)
Associate Coach.....	Alex Hicks (11th season)
Assistant Coach.....	Dana Borges (2nd season)
Assistant Coach.....	Mike Corbett (1st season)
Director of Operations.....	Andrew Matheson (6th season)
Strength & Conditioning Coach.....	Liane Blyn (7th season)
Equipment Manager.....	Corby Antropik (3rd season)
Athletic Trainer.....	Amanda Doyle (1st season)
Powers' Career Record.....	296-180-37
Powers' NCAA Record.....	128-151-24

HEAD COACH GREG POWERS

Coach Powers enters his tenth season as the head coach of the Division I program in 2024-25, and his 17th overall at the helm at ASU. He was a finalist for the 2019 and 2020 Spencer Penrose Award, which is awarded to the Division I Coach of the Year. Coach Powers was also named the 2018-19 Frank Kush Sun Devil Coach of the Year, as voted on by the 26 head coaches at Arizona State. On July 7, 2022, Arizona State University and Greg Powers agreed to a five-year contract extension through the 2026-27 season. In 2023-24, Powers led the Sun Devils to a program record 24 wins on the season. Matthew Kopperud finished as an NCAA statistical leader with 17 power play goals. A true Sun Devil coached by Powers all four years of his NCAA career, Kopperud completed his time at ASU as the fourth-best career power play scorer in NCAA history with 41 through his four years in college. Lukas Sillinger also topped the charts in 2023-24 as he set the ASU program record in single season points (48). In the final year of Oceanside Arena, Powers coached ASU to five-straight wins versus USCHO.com Top-20 opponents for the first time in program history (the previous record for consecutive wins against ranked opponents was three-straight games). In 2021-22, the team boasted three of the top-10 scorers in the nation in Colin Theisen, Matthew Kopperud and Josh Doan. ASU scored 116 goals in 35 games for a 3.31 goals per game average, ranked No. 10 in the country. Under Powers, ASU became the fastest start-up collegiate hockey program to qualify for the postseason in 2018-19. At 21-13-1 and No. 10 in the Pairwise rankings, the Sun Devils made the largest jump in all of NCAA Division I year-to-year up from No. 53 at the end of 2017-18. During the 2013-14 season, Coach Powers helped guide the Sun Devils to their first-ever ACHA Division I National Championship. Himself a Sun Devil, Powers graduated from the Walter Cronkite School of Journalism in 1999 and was inducted into the ASU Hockey Player Hall of Fame in 2009. Collegately, Greg was a three-time ACHA Division I All-American Goaltender while playing for the Sun Devils under the tutelage of Hall of Fame Head Coach Gene Hammett. The Sun Devils qualified for three national championships during Powers' four-season collegiate career, and he was named Team MVP for the 1996-1997 and 1997-1998 seasons.

GLOVES ARE OFF

#1 Luke Pavicich (Sr., G)

- Made season debut on Saturday at AF
- Made 29 saves in first game in maroon and gold

#2 Noah Beck (Gr., D)

- Leads all NCAA skaters in point scoring with eight-through four games. Also leads NCAA in assists (7)
- Leads team with +6 plus/minus.
- Won NCHC Defenseman of the Week after an impressive opening weekend at Air Force. Five assists, including four primary

#5 Ty Murchison (Sr., D)

- Leads the team in blocks with 12 so far this season. Tallied a massive seven blocks in Saturday night's comeback vs. #10 Michigan
- Career single game high for blocks is 9 vs. Boston College on Dec. 31, 2022
- Was the first California native to commit to Sun Devil Hockey in the NCAA DI era

#7 Joel Kjellberg (Fr., D)

#8 Artem Shlaine (Gr., F)

- out with an injury

#9 Anthony Dowd (So., D)

- Boasts the second-best plus/minus on the team with +3 through four games

#10 Tucker Ness (Jr., D)

#11 Benji Eckerle (Gr., F)

- Leads all ASU forwards in blocks with 6
- Only hockey player enrolled in Barrett, The Honors College at ASU

#12 Cullen Potter (Fr., F)

- Scored first collegiate goal at Air Force in ASU's 8-1 win on Friday night
- Tied for most shots on team with Kirwan (8)

#13 Hunter Mullett (Fr., D)

- Grandson of ASU donors, Don and Barbara Mullett

#14 Ty Jackson (Gr., F)

- Second-best faceoff percentage (.517) on ASU
- Named alternate captain for 24-25. The first time he has worn a letter in his hockey career

#15 Dylan Jackson (Gr., F)

- Third-most points on the team (2G, 3A)
- Scored the game-winning goal on Friday night at Air Force (sole GWG for ASU so far this season)

#16 Ethan Szmagaj (Sr., D)

- Second-most blocks on the team with 7
- Named 13th captain in Sun Devil Hockey History

#18 David Hymovitch (So., F)

- Tallied his first collegiate point at AF two weeks ago
- The only ASU skater from the state of Arizona

#23 Bennett Schimek (Jr., F)

- His 4 goals so far this season is tied for first
- Tied for second-most points in the NCAA (4G, 4A) through four games
- Tallied first career hat trick at Air Force (game 1)
- Scored two SHG and one PPG at Air Force
- Awarded NCHC Forward of the Week after the six-point performance in the opening weekend
- Returns to Providence where he spent two years

and finished with 37 points (19G, 18A)

#25 Kyle Smolen (So., F)

- Tallied the second-most goals on the team, just one shy of Schimek's lead of four goals
- Scored first career shorthanded goal at AF (gm. 1)

#29 Cole Gordon (So., F)

- Leads team in faceoff percentage (.609)

#30 Chase Hamm (So., G)

#31 Gibson Homer (R-Jr., G)

- Made 27 saves in season debut on Friday at AF.
- Boasts third-best save percentage (.964) and fourth-best goals against average (1.00) in the country

#37 Sam Court (Fr., D)

- Skated in every game so far this season

#39 Zakari Brice (Fr., G)

#43 Cole Helm (So., F)

- Recorded first assist of the season at AF

#51 Cruz Lucius (Jr., F)

- Out with injury

#53 Ryan Alexander (Jr., F)

#61 Lukas Sillinger (Gr., F)

#74 Brasen Boser (Fr., D)

- Skated in every game so far this season

#82 Charlie Schoen (Jr., F)

- Out with injury

#89 Tony Achille (So., F)

#92 Ryan Kirwan (Sr., F)

- Tied for second-most shots on the team (13) tied with Bennett Schimek

ARIZONA STATE SINGLE-GAME CAREER HIGHS

#1 Luke Pavich

Saves: 47 (at Providence, 01/27/24)

#2 Noah Beck

Goals: 2 (2 times, last vs. New Hampshire, 10/07/22)

Assists: 3 (2 times, last at Air Force, 10/04/24)

Points: 3 (4 times, last at Air Force, 10/04/24)

Plus/Minus: +3 (2 times, last at Air Force, 10/04/24)

#5 Ty Murchison

Goals: 2 (at Colorado College, 12/17/21)

Assists: 1 (10 times, last vs. Alaska Fairbanks, 02/10/24)

Points: 2 (at Colorado College, 12/17/21)

Blocks: 9 (vs. Boston College, 12/31/22)

#7 Joel Kjellberg

Assists: 1 (at Air Force, 10/04/24)

#8 Artem Shlaine

Goals: 3 (vs. Lake Superior State, 11/10/23)

Assists: 3 (2 times, last vs. Ferris State, 02/18/23)

Points: 3 (6 times)

Plus/Minus: +4 (vs. Ferris St., 02/17/23)

#9 Anthony Dowd

Goals: 2 (at Robert Morris, 12/17/23)

Assists: 2 (vs. Stonehill, 11/03/23; vs. Northern Michigan, 10/21/23)

Points: 3 (vs. Stonehill, 11/03/23 and at Robert Morris, 12/17/23)

Plus/Minus: +2 (3 times, last at Air Force, 10/05/24)

#10 Tucker Ness

Assists: 1 (vs. Stonehill, 11/03/23 and vs. Augustana, 01/19/24)

Points: 1 (vs. Stonehill, 11/03/23 and vs. Augustana, 01/19/24)

Plus/minus: +2 (vs. Lindenwood, 02/03/24)

#11 Benji Eckerle

Goals: 1 (14 times, last vs. Alaska Anchorage, 03/09/24)

Assists: 1 (29 times, last at Air Force, 10/04/24)

Points: 2 (3 times, last vs. Dartmouth, 12/08/23)

Plus/Minus: +3 (2 times, last vs. Harvard, 01/05/24)

#12 Cullen Potter

Goals: 1 (2 times, last vs. #10 Michigan, 10/12/24)

Assists: 1 (2 times, last vs. #10 Michigan, 10/12/24)

Points: 2 (vs. #10 Michigan, 10/12/24)

#13 Hunter Mullett

#14 Ty Jackson

Goals: 1 (26 times, last time vs. #10 Michigan, 10/11/24)

Assists: 4 (vs. Lindenwood, 02/17/23)

Points: 4 (vs. Lindenwood, 02/17/23)

#15 Dylan Jackson

Goals: 3 (2 times, last vs. #2 Denver, 11/10/23)

Assists: 2 (5 times, last at Miami, 10/28/23)

Points: 4 (vs. Lindenwood, 02/17/23)

#16 Ethan Szmagaj

Goals: 1 (5 times, last vs. Alaska Fairbanks, 02/10/24)

Assists: 2 (at Bemidji State, 10/08/22)

Points: 2 (at Bemidji State, 10/08/22)

Blocks: 7 (at New Hampshire, 12/10/22)

#18 David Hymovitch

Goals: N/A

Assists: 1 (at Air Force, 10/05/24)

Points: 1 (at Air Force, 10/05/24)

#23 Bennett Schimek

Goals: 3 (at Air Force, 10/04/24)

Assists: 2 (at UMass Lowell, 01/26/24)

Points: 4 (2 times, last at Air Force, 10/04/24)

Plus/Minus: +4 (2 times, last at UMass Lowell, 01/26/24)

#25 Kyle Smolen

Goals: 2 (vs. Clarkson, 12/29/23 & vs. Harvard, 01/05/24)

Assists: 2 (vs. Lindenwood, 02/02/24)

Points: 3 (vs. Harvard, 01/05/24)

#29 Cole Gordon

Goals: 1 (4 times, last at Air Force, 10/04/24)

Assists: N/A

Points: 1 (4 times, last at Air Force, 10/04/24)

#31 Gibson Homer

Saves: 39 (at Alaska Anchorage, 03/08/24)

#37 Sam Court

Plus/Minus: +1 (at Air Force, 10/04/24)

#43 Cole Helm

Goals: N/A

Assists: 1 (2 times, last at Air Force, 10/04/24)

Points: 1 (2 times, last at Air Force, 10/04/24)

#51 Cruz Lucius

Goals: 2 (4 times)

Assists: 4 (vs. Notre Dame, 01/07/23)

Points: 4 (2 times, last vs. Notre Dame, 01/07/23)

Plus/Minus: +3 (2 times, last at Michigan Tech, 10/20/23)

#53 Ryan Alexander

Goals: 2 (vs. Minnesota, 11/26/22)

Assists: 2 (2 times, vs. Lindenwood 02/03/24 & at Robert Morris, 12/17/23)

Points: 2 (6 times, last time vs. Lindenwood, 02/03/24)

#61 Lukas Sillinger

Goals: 3 (at Alaska Anchorage, 03/09/24)

Assists: 4 (at Robert Morris, 12/17/23)

Points: 5 (at Robert Morris, 12/17/23)

Plus/Minus: +5 (at Michigan Tech, 03/12/22)

#74 Brasen Boser

#82 Charlie Schoen

Goals: 2 (at Alaska Fairbanks, 02/24/24)

Assists: 3 (at Alaska Anchorage, 03/09/24)

Points: 3 (at Alaska Anchorage, 03/09/24)

#89 Tony Achille

Goals: N/A

Assists: 1 (3 times, last vs. Lindenwood, 02/03/24)

Points: 1 (3 times, last vs. Lindenwood, 02/03/24)

#92 Ryan Kirwan

Goals: 3 (vs. Army, 01/06/24)

Assists: 2 (2 times, last at Wisconsin, 12/11/21)

Points: 4 (vs. Army, 01/06/24)

Plus/Minus: +4 (vs. Minnesota, 12/02/23)

ARIZONA STATE LAST TIME IT HAPPENED

Won in overtime	at Alaska (4-3)	Feb. 24, 2024
Lost in overtime	at Air Force (4-3)	Oct. 5, 2024
Overtime tie	vs. #10 Michigan (3-3)	Oct. 12, 2024
Scored 5 goals	@Alaska Anchorage	March 9, 2024
Scored 6 goals	vs. #2 Denver	Nov. 10, 2023
Scored 7+ goals	at Air Force (8)	Oct. 4, 2024
Allowed 5+ goals	vs. #2 Denver (8, 2EN)	Nov. 11, 2023
Shutout on road	@ #4 Minnesota (0-10)	Jan. 21, 2021
Shutout at home	vs. #17 Minnesota State (0-5)	Jan. 14, 2023
Shutout at neutral site	vs. #19 Clarkson (0-3)	Dec. 28, 2018
Had a home shutout	vs. Alaska Anchorage (3-0)	Nov. 19, 2023
Had a road shutout	@ Colorado College (2-0)	Dec. 2, 2023
Had a neutral site shutout		
Had a home sweep	vs. Long Island (6x in 2023-24)	March 1-2, 2024
Had a road sweep	@ Robert Morris	Dec. 16-17, 2023
Swept at home	vs. #18 Cornell	Feb. 24-25, 2023
Swept on the road	@ Alaska Fairbanks	Jan. 12-13, 2024
Scored a SHG	Bennett Schimek at Air Force (2)	Oct. 4, 2024
Allowed a SHG	vs. #10 Michigan	Oct. 11, 2024
Scored 2 PPG's	@Air Force (Schimek & Smolen)	Oct. 4, 2024
Scored 3 PPG's	vs. Alaska Fairbanks (Kopperud, T. Jackson, Kopperud)	Feb. 10, 2024
Player w/ 2+ PPG's	Matthew Kopperud (2) vs. Alaska Fairbanks	Feb. 10, 2024
	Tyler Gratton (2) at Robert Morris	Dec. 17, 2023
	Matthew Kopperud (2) at Robert Morris	Dec. 16, 2023
	Matthew Kopperud (2) vs. New Hampshire	Oct. 16, 2021
	Matthew Kopperud (2) vs. UMass Lowell	Oct. 2, 2021
	Matthew Kopperud (2) vs. #18 Notre Dame	Jan. 10, 2021
Player w/2 SHG	Bennett Schimek at Air Force	Oct. 4, 2024
Allowed 2 PPG's	vs. Long Island	March 1, 2024
Allowed 3+ PPG's	vs. #11/12 Denver (4)	Dec. 4, 2021
Acquired 10+ Penalties	@ Alaska (21)	Feb. 23, 2024
Committed 0 Penalties	@ #1 Minnesota	Jan. 4, 2021
Scored a hat trick	Bennett Schimek at Air Force	Oct. 4, 2024
Allowed a hat trick	vs. #10 Michigan (2G, 1EN)	Oct. 11, 2024
Player had 3 assists	Noah Beck (3) at Air Force	Oct. 4, 2024
	Charlie Schoen (3) @Alaska Anchorage	March 9, 2024
	Lukas Sillinger (3) vs. Long Island	March 2, 2024
	Lukas Sillinger (3) at Alaska Fairbanks	Feb. 24, 2024
	Lukas Sillinger (3) vs. Alaska Anchorage	Nov. 17, 2023
	Robert Mastrosimone (3) at Alaska Anchorage	March 3, 2023
	Robert Mastrosimone (3) vs #2 Minnesota	Nov. 26, 2022
	Jack Becker (3) at Colorado College	Dec. 17, 2021
	Josh Doan (3) vs. UMass Lowell	Oct. 2, 2021
	Walker & O'Reilly (3) at #18 Notre Dame	Jan. 10, 2021
Player had 4 assists	Lukas Sillinger (4) at Robert Morris	Dec. 17, 2023
	Tim Lovell (4) at Robert Morris	Dec. 17, 2023
	Ty Jackson (4) vs. Lindenwood	Feb. 17, 2023
Player had 5 assists	Anthony Croston (5) vs. Brown	Dec. 30, 2016
Player had 3 points	Noah Beck (3A) at Air Force	Oct. 4, 2024
Player had 4 points	Bennett Schimek (3G, 1A) at Air Force	Oct. 4, 2024
	Lukas Sillinger (3G, 1A) @Alaska Anchorage	March 9, 2024
	Tim Lovell (4A) at Robert Morris	Dec. 17, 2023
	Josh Doan (1G, 3A) at Alaska Anchorage	March 3, 2023
	Ty Jackson (4A), Dylan Jackson (2G, 2A)	Feb. 17, 2023
Player had 5 points	Lukas Sillinger (1G, 4A) at Robert Morris	Dec. 17, 2023
	Anthony Croston (5A) vs. Brown	Dec. 30, 2016
Registered 40+ SOG	at Robert Morris (43)	Dec. 16, 2023
Registered 50+ SOG	vs. Omaha (53), vs St. Thomas (50), Lindenwood (53), RMU (56)	10/27/18, 10/29/21, 02/17/23, 12/27/23
Allowed 40+ SOG	@Alaska Anchorage (43)	March 8, 2024
	vs. #9 Providence (41)*	Nov. 24, 2023
Allowed 50+ SOG	vs. Boston College (50)	Dec. 30, 2022
Goalie had 30-39 saves	Gibson Homer (30)	Oct. 11, 2024
Goalie had 40+ saves	TJ Semptimphelter vs. Boston College (42)	Dec. 31, 2022
Goalie had 50+ saves	TJ Semptimphelter (53) at #1 Denver	Dec. 2, 2022
Goalie assist	TJ Semptimphelter vs. Harvard	Jan. 5, 2024

*Includes Overtime

2024-25 REGULAR-SEASON HIGHS AND LOWS

Most Goals Scored in a Game	8	at Air Force	Oct. 4, 2024
Most Goals Allowed in a Game	4	at Air Force/vs. #10 Michigan	Oct. 5 & Oct. 11, 2024
Most Goals Scored in a Period	4	at Air Force	Oct. 4, 2024
Most Goals Allowed in a Period	1	at Air Force	Oct. 4, 2024
Most Shots On Goal in a Game	36	vs. #10 Michigan	Oct. 11, 2024
Most Shots On Goal Allowed in a Game	34	vs. #10 Michigan	Oct. 11 & 12, 2024
Most Shots On Goal in a Period	15	at Air Force (1st period)/#10 Michigan (3rd)	Oct. 5 & 11, 2024
Most Shots On Goal Allowed in a Period	19	at Air Force (2nd period)	Oct. 5, 2024
Fewest Shots On Goal in a Game	24	at Air Force	Oct. 4, 2024
Fewest Shots On Goal Allowed in a Game	28	at Air Force	Oct. 4, 2024
Fewest Shots On Goal in a Period	4	at Air Force (2nd period)	Oct. 4, 2024
Fewest Shots On Goal Allowed in a Period	5	at Air Force (1st period)	Oct. 4, 2024
Most Saves in a Game	30	Gibson Homer vs. #10 Michigan	Oct. 11, 2024
Most PPG in a Game	2	at Air Force (Schimek 2x)	Oct. 4, 2024
Most PPG Allowed in a Game	1	at Air Force	Oct. 5, 2024
Most PP Opportunities in a Game	3	at Air Force	Oct. 5, 2024
Most ASU Penalties in a Game	6	at Air Force	Oct. 4, 2024
Most SHG in a Game	3	at Air Force (Bennett Schimek 2x, Smolen)	Oct. 4, 2024
Most SHG Allowed in a Game	2	vs. #10 Michigan	Oct. 11, 2024
Longest Undefeated Streak	1	Oct. 4, 2024	
Longest Winning Streak	1	Oct. 4, 2024	
Longest Home Winning Streak			
Longest Road Winning Streak	1	Oct. 4, 2024	
Longest Winless Streak	3	Oct. 5-12, 2024	
Longest Home Winless Streak	2	Oct. 11-12, 2024	
Longest Road Winless Streak	1	Oct. 5, 2024	
Longest Winning Streak Against Ranked Teams			
Quickest Goal from Start of Game (Sun Devils)	:27 (1st)	at Air Force (Bennett Schimek)	Oct. 5, 2024
Quickest Goal from Start of Game (Opp.)	18:17 (1st)	vs. #10 Michigan	Oct. 5, 2024
Shortest Time Between Two Goals (Sun Devils)	0:16	vs. #10 Michigan (Beck & Potter)	Oct. 12, 2024
Shortest Time Between Two Goals (Opp.)	2:58	vs. #10 Michigan	Oct. 11, 2024
Shortest Time Between Two Goals (Both teams)	:31	at Air Force	Oct. 5, 2024
Largest Margin of Victory	7	at Air Force (8-1)	Oct. 4, 2024
Largest Margin of Defeat	1	at Air Force (OT loss)	Oct. 5, 2024
Largest Crowd at Home	5,354	vs. #10 Michigan	Oct. 12, 2024
Shutouts This Year			
Shutouts Against This Year			
Hat Tricks	1	Bennett Schimek at Air Force	Oct. 4, 2024
Hat Tricks Against	1	#10 Michigan (2G, 1EN)	Oct. 11, 2024

*Includes Overtime

OVERALL REGULAR-SEASON HIGHS AND LOWS

Most Goals Scored in a Game	8	vs. Brown at #14/15 Wisconsin vs. Lindenwood at Robert Morris at Air Force	Dec. 30, 2016 Nov. 28, 2020 Feb. 17, 2023 Dec. 17, 2023 Oct. 4, 2024
Most Goals Allowed in a Game	10	at #4 Minnesota at Merrimack	Jan. 21-22, 2021 Jan. 31, 2016
Most Goals Scored in a Period	5	2nd period at Robert Morris 3rd period vs. RIT	Dec. 17, 2023 Jan. 17, 2020
Most Goals Allowed in a Period	6	3rd period at #4 Minnesota	Jan. 22, 2021
Most Shots On Goal in a Game	56	at Robert Morris	Dec. 17, 2023
Most Shots On Goal Allowed in a Game	57	at Quinnipiac at UMass-Lowell at Quinnipiac	Oct. 15, 2015 Jan. 30, 2016 Jan. 27, 2017
Most Shots On Goal in a Period	27	2nd period at Robert Morris	Dec. 17, 2023
Most Shots On Goal Allowed in a Period	28	3rd period at Quinnipiac	Jan. 28, 2017
Fewest Shots On Goal in a Game	11	at #12/14 Wisconsin	Jan. 16, 2021
Fewest Shots On Goal Allowed in a Game	15	at Air Force at #6 North Dakota	Oct. 18, 2019 Oct. 29, 2022
Fewest Shots On Goal in a Period	1	3rd period at Quinnipiac 1st period at Bentley 3rd period vs. Boston College	Jan. 28, 2017 Feb. 8, 2020 Dec. 31, 2022
Fewest Shots On Goal Allowed in a Period	1	1st period vs. Alabama-Huntsville	Nov. 3, 2017
Most Saves in a Game	53	Joey Daccord at Quinnipiac TJ Semptimphelter at #1 Denver	Jan. 28, 2017 Dec. 2, 2022
Most Penalties in a Game	21	at Alaska	Feb. 23, 2024
Most PPG in a Game	5	vs. Omaha	Oct. 27, 2018
Most PPG Allowed in a Game	6	at Notre Dame	Oct. 7, 2016
Most SHG in a Game	3	at Air Force (Bennett Schimek 2x, Smolen)	Oct. 4, 2024
Player with 2 SHG in Single Game	2	Bennett Schimek at Air Force	Oct. 4, 2024
Longest Undefeated Streak	10	Dec. 1, 2023-Jan. 6, 2024	
Longest Winning Streak	7	Jan. 25 - Feb. 15, 2020	
Longest Home Winning Streak	10	Oct. 26, 2018 - Feb. 16, 2019	
Longest Road Winning Streak	3	Dec. 2, 2023 - present; Jan. 11-15, 2022; Nov. 28 - Dec. 3, 2020; Jan. 25 - Feb. 8, 2020; Jan. 26 - Feb. 2, 2019; Dec. 13-17, 2016	
Longest Winless Streak	16	Nov. 27, 2015 - Jan. 31, 2016	
Longest Home Winless Streak	4	Nov. 4 - Dec. 8, 2017	
Longest Road Winless Streak	17	Nov. 27, 2015 - Oct. 22, 2016	
Quickest Goal from Start of Game (Sun Devils)	0:11	at #13/16 Notre Dame	Dec. 3, 2020
Quickest Goal from Start of Game (Opp.)	0:09	at Holy Cross	Nov. 25, 2016
Shortest Time Between Two Goals (Sun Devils)	0:07	vs. RIT	Jan. 17, 2020
Shortest Time Between Two Goals (Opp.)	0:11	at Penn State	Nov. 18, 2016
Shortest Time Between Two Goals (Both teams)	0:07	vs. #11/12 Denver	Dec. 3, 2021
Largest Margin of Victory	7	at Air Force (8-1)	Oct. 4, 2024
Largest Margin of Defeat	10	at #4 Minnesota at Merrimack	Jan. 21 & 22, 2021 Jan. 31, 2016
Largest Comeback Victory in 2-0 Deficit	5-2, W	vs. Clarkson (down 2-0 in 2nd period)	Dec. 29, 2023
Largest Crowd at Home	5,354	vs. No. 10 Michigan	Oct. 12, 2024
Hat Tricks	9	vs. Southern New Hampshire (Croston) vs. Omaha (Walker, 4) vs. #4 Denver (Walker) vs. Alaska Anchorage (B. Pasichnuk) vs. St. Thomas (Theisen) vs. Long Island (D. Jackson) vs. #2 Denver (D. Jackson) at Robert Morris (Gratton) at Alaska Anchorage (Sillinger - 1st natural) at Air Force (Schimek)	Jan. 20, 2017 Oct. 27, 2018 Dec. 6, 2019 Feb. 15, 2020 Oct. 30, 2021 March 10, 2023 Nov. 10, 2023 Dec. 17, 2023 March 9, 2024 Oct. 4, 2024
Hat Tricks Against (12): at UMass-Lowell (Smith) - Jan. 30, 2016;; at Penn State (Smirnov) - Nov. 18, 2016; vs. Brown (Corcoran) - Dec. 30, 2016; vs. St. Cloud State (Jackson) - Dec. 31, 2016; vs. Boston University (Carpenter) - Jan. 26, 2018; at Wisconsin (Ahcan) - Feb. 21, 2020; at #7 Michigan (Beniers) - Feb. 26, 2021; at Colgate (Young) - Oct. 22, 2021; at Quinnipiac (Chau) - Nov. 13, 2021; vs. #11/12 Denver (Stapley) - Dec. 3, 2021; at #4 Minnesota (McManus, Walker) - Jan. 21, 2021; vs. #10 Michigan - Oct. 11, 2024			

2024-25 GAME-BY-GAME RESULTS

No.	Date	Opponent	Result	Score	Record	ASU Goal	Opp. Goal	SF-SA	PP/PK
1	Oct. 4	at Air Force	Win	8-4	1-0-0	23^, 15, 23^, 25^, 12, 25*, 23*, 29	26	24-28	2 / 6
2	Oct. 5	at Air Force	Loss	3-4	1-1-0	23, 25, 92	64, 26, 64, 26*	35-33	3 / 4
3	Oct. 11	vs. #10 Michigan	Loss	1-4	1-2-0	14*	17, 17^, 19*, [17]	36-34	5 / 2
4	Oct. 12	vs. #10 Michigan	Tie	3-3	1-2-1	15, 2*, 12	5, 22, 19	31-34	4 / 4

* - Power Play Goal
^ - Shorthanded Goal
[] - Empty Net Goal
\$ - Penalty Shot

CAREER SCORING

Player (Games: ASU; Career)	G-A-Pts. (Career)
Lukas Sillinger (75; 140)	20-52-72 (43-82-125)
Artem Shlaine (0; 124)	0-0-0 (29-52-81)
Ty Jackson (63; 112)	13-30-43 (26-49-75)
Ryan Kirwan (4; 104)	1-1-2 (35-36-71)
Cruz Lucius (0; 70)	0-0-0 (24-44-68)
Noah Beck (4; 127)	1-7-8 (16-48-64)
Dylan Jackson (56; 85)	21-16-37 (26-28-54)
Benji Eckerle (121)	14-29-43
Bennett Schimek (4; 75)	4-3-7 (23-21-44)
Ryan Alexander (66)	14-13-27
Charlie Schoen (42)	9-17-26
Ethan Szmagaj (101)	5-18-23
Ty Murchison (112)	9-10-19
Kyle Smolen (36)	7-9-16
Anthony Dowd (40)	3-12-15
Cullen Potter(4)	2-2-4
Cole Gordon (34)	4-0-4
Tony Achille (14)	0-3-3
Tucker Ness (40)	0-2-2
Cole Helm (8)	0-2-2
David Hymovitch (6)	0-1-1
Joel Kjellberg (4)	0-1-1
Brasen Boser (4)	0-0-0
Sam Court (4)	0-0-0

LAST GOAL SCORED

Player	Opp.	GP Since
Cullen Potter	vs. #10 Michigan	0
Noah Beck	vs. #10 Michigan	0
Dylan Jackson	vs. #10 Michigan	0
Ty Jackson	vs. #10 Michigan	1
Bennett Schimek	at Air Force	2
Kyle Smolen	at Air Force	2
Ryan Kirwan	at Air Force	2
Cole Gordon	at Air Force	3
Charlie Schoen	vs. Long Island	5
Ethan Szmagaj	vs. Alaska	8
Lukas Sillinger	vs. Lindenwood	10
Ryan Alexander	vs. Augustana	13
Benji Eckerle	vs. Augustana	13
Ty Murchison	at Robert Morris	20
Anthony Dowd	at Robert Morris	20

CURRENT PLAYERS IN THE NHL ENTRY DRAFT

Player (Year)	Team	Round-Pick
Noah Beck ('20)	St. Louis Blues	7th-194th
Cruz Lucius ('22)*	Carolina Hurricanes	4th-124th
	*rights traded to Pittsburgh Penguins	
Ty Murchison ('21)	Philadelphia Flyers	5th-158th
Artem Shlaine ('20)	New Jersey Devils	5th-130th

MULTIPLE-POINT GAMES (SEASON/CAREER)

Player (Games - Season/Career)	Last Time	Record (Season/Career)
Lukas Sillinger (1 / 32)	10/12/24 vs. #10 Michigan (2A)	0-0-1 / 21-10-2
Ty Jackson (0 / 19)	02/10/24 vs. Alaska (1G, 1A)	0-0-0 / 17-2-0
Cruz Lucius (0 / 17)	03/09/24 vs. Ohio State (1G, 2A)	0-0-0 / 17-0-0
Ryan Kirwan (0 / 15)	01/06/24 vs. Army (3G, 1A)	0-0-0 / 15-0-0
Artem Shlaine (0 / 14)	02/02/24 vs. Michigan Tech (2G, 1A)	0-0-0 / 13-1-0
Noah Beck (3 / 11)	10/12/24 vs. #10 Michigan (1G, 1A)	1-1-1 / 4-4-3
Ryan Alexander (0 / 6)	02/03/24 vs. Lindenwood (2A)	0-0-0 / 4-2-0
Dylan Jackson (1 / 6)	10/04/24 at Air Force (1G, 1A)	1-0-0 / 5-1-0
Charlie Schoen (0 / 5)	02/24/24 at Alaska(2G)	0-0-0 / 4-1-0
Bennett Schimek (2 / 7)	10/05/24 at Air Force (1G, 1A)	1-1-0 / 6-1-0
Kyle Smolen (1 / 4)	02/02/24 vs.Lindenwood (2A)	0-0-0 / 3-0-1
Cullen Potter (1 / 1)	10/12/2024 vs. #10 Michigan (1G, 1A)	0-0-1 / 0-0-1
Anthony Dowd (0 / 3)	12/17/23 at Robert Morris (2G, 1A)	0-0-0 / 3-0-0
Benji Eckerle (0 / 3)	12/08/23 vs. Dartmouth (1G, 1A)	0-0-0 / 1-1-1
Ethan Szmagaj (0 / 1)	10/08/22 at Bemidji State (2A)	0-0-0 / 0-1-0

MULTIPLE-GOAL GAMES (SEASON/CAREER)

Player (Games - Season/Career)	Last Time	Record (Season/Career)
Ryan Kirwan (0 / 6)	01/06/24 vs. Army (3G)	0-0-0 / 6-0-0
Lukas Sillinger (0 / 5)	03/09/24 at Alaska Anchorage	0-0-0 / 4-1-0
Cruz Lucius (0 / 4)	02/23/24 vs. Penn State (2G)	0-0-0 / 4-0-0 Ryan
Dylan Jackson (0 / 3)	11/10/23 vs. #2 Denver (3G)	0-0-0 / 3-0-0
Kyle Smolen (1 / 2)	10/04/24 at Air Force (2G)	1-0-0 / 2-0-0
Noah Beck (0 / 2)	10/07/24 vs. New Hampshire (2G)	0-0-0 / 0-1-1
Artem Shlaine (0 / 2)	02/02/24 vs. Michigan Tech (2G)	0-0-0 / 2-0-0
Bennett Schimek (1 / 3)	10/04/24 at Air Force (3G)	1-0-0 / 3-0-0
Charlie Schoen (0 / 1)	02/24/24 at Alaska (2G)	0-0-0 / 1-0-0
Anthony Dowd (0 / 1)	12/17/23 at Robert Morris (2G)	0-0-0 / 1-0-0
Ryan Alexander (0 / 1)	11/26/22 vs. No. 2 Minnesota (2G)	0-0-0 / 1-0-0

THREE-PLUS POINT GAMES (SEASON/CAREER)

Player (Games - Season/Career)	Last Time	Record (Season/Career)
Lukas Sillinger (0 / 10)	03/09/24 at Alaska Anchorage(3G, 1A)	0-0-0 / 10-0-0
Artem Shlaine (0 / 4)	02/02/24 vs. Michigan Tech (2G, 1A)	0-0-0 / 4-0-0
Cruz Lucius (0 / 4)	03/09/24 vs. Ohio State (1G, 2A)	0-0-0 / 4-0-0
Dylan Jackson (0 / 3)	11/10/23 vs. #2 Denver (3G)	0-0-0 / 3-0-0
Ryan Kirwan (0 / 3)	01/06/24 vs. Army (3G, 1A)	0-0-0 / 3-0-0
Noah Beck (1 / 4)	10/04/24 at Air Force (2A)	1-0-0 / 2-1-1
Anthony Dowd (0 / 2)	12/17/23 at Robert Morris (2G, 1A)	0-0-0 / 2-0-0
Ty Jackson (0 / 2)	11/10/23 vs. #2 Denver (1G, 2A)	0-0-0 / 2-0-0
Bennett Schimek (1 / 3)	10/04/24 at Air Force (3G, 1A)	1-0-0 / 3-0-0
Kyle Smolen (0 / 1)	01/05/24 vs. Harvard (2G, 1A)	0-0-0 / 1-0-0

PLAYERS OF THE WEEK

Player	Awarded	Week
Noah Beck	Defenseman of the Week (NCHC)	Week 1
Bennett Schimek	Forward of the Week (NCHC)	Week 1

2024-25 LINE CHART

Date	Opponent	Forwards				Defense			Goaltender
Oct. 4	at Air Force	61-14-15	92-12-23	11-25-53	18-29-43	5-7	2-9	74-16(37)	31-1-30
Oct. 5	at Air Force	61-14-15	92-12-23	11-25-53	18-29-43	5-7	2-9	74-16(37)	1-31-30
Oct. 11	vs. #10 Michigan	61-14-15	92-12-23	11-25-53	18-29-18	5-7	2-9	74-16(37)	31-1-39
Oct. 12	vs. #10 Michigan	92-12-23	61-14-15	11-25-53	18-29-18	2-9	74-37	5-7(16)	31-1-30



MAIN ENTRANCE



CENTER ICE



THE MULLETT FAMILY & HOCKEY TEAM



SOLDOUT MULLETT ARENA - 5,153 FANS



A HOME IN THE DESERT

- On Wednesday, Dec. 16, 2020, Arizona State University and Sun Devil Athletics announced all required approvals have been received for the commencement of construction on a new Multi-Purpose Arena, which will host university and community events and serve as the future home for Sun Devil men's ice hockey and wrestling. This project continues the development of the Novus Innovation Corridor, and will be sited south of Rio Salado Parkway on the east side of Packard Drive, immediately north of the existing Packard Drive Parking Structure.
- Construction began in January 2021 and received its certificate of occupancy on Friday, September 30, 2022.
- Over 8,000 square feet is set aside for a ASU state-of-the-art ASU locker room, weight room, lounge and coaches' offices on the north side of the arena. Eight additional locker rooms are accounted for on the west side of the arena between the main arena and community ice sheet that can be utilized for visiting teams, youth programs, ASU club programs, and live events.
- On February 14, 2022, ASU and the NHL's Arizona Coyotes formed the first agreement of its kind between a college and NHL team in 100 years. The last time an NCAA college team and an NHL team shared an arena was the Boston Bruins and Boston University from 1924-28 at Boston Arena, now known as Matthews Arena. Other improvements will now be made, at the Coyotes' expense, to prepare the arena to temporarily house Coyotes home games. These improvements include constructing coaches' rooms, equipment rooms, technology and other aspects of the new ASU arena according to NHL standards. The added cost is up to \$30 million, which will be paid in advance by the Coyotes.
- The 5,000-seat venue is managed and operated by Oak View Group, SCI Architects have designed the arena, while Mortenson Construction will serve as the design builder.
- The second full-size ice sheet will also be accessible to students, the community and youth hockey programs at every level, providing an additional public sheet to one of the fastest-growing states for youth hockey participation in the country.
- The seating configuration for Mullett Arena includes 20 luxury suites, two group suites, a large club lounge and event-level premium club seats. The club lounge will consist of a Center Ice Club on the main concourse that runs along center ice and can host up to 500 fans. On the 300-level, a social deck will run the length of the east side of the venue, providing an open-air, aerial view of the arena where fans can interact while still experiencing exceptional sightlines to the competition. The arena would also be able to serve as a backup for sports played on hardwood, such as volleyball.
- A 942-seat student section occupies the entire west side of the venue to provide an enhanced gameday experience for ASU students.

ARIZONA STATE X FOX10 PHOENIX



FOX 10 Phoenix and Arizona State University have announced a new exclusive media partnership, making FOX 10 the official "Home of the Arizona State Sun Devils."

With this collaboration, FOX 10 will provide extensive coverage of ASU athletics, televising 11 hockey games from Mullett Arena as well as broadcasting and producing new Sun Devil programs throughout the year.

Sun Devil Hockey games are streamed exclusively on NCHC.tv, home of the National Collegiate Hockey Conference.

Michael Lewis, KSAZ/KUTP Senior Vice President and General Manager, stated, "As longtime fans of ASU's athletic program, we are proud to become the go-to source for everything Sun Devils. Through this partnership, we will provide viewers with premier, behind-the-scenes coverage so they are game day ready!"

"We can feel the excitement as we begin the next chapter of Sun Devil Athletics. Connecting and reconnecting Sun Devils across the Valley is critical for us. This partnership with FOX 10 will bring our fans into new and exciting moments throughout the year. We are focused on igniting our fan base, and this is an important step in that direction," said ASU Athletics Director Graham Rossini.

NEW LINEUP OF ASU COVERAGE ON FOX 10 TO INCLUDE:

ASU Hockey games – FOX 10 will broadcast 11 ASU hockey games this season, beginning with the Oct. 12 game against Michigan. All Sun Devil Hockey home and conference road games will be streamed on NCHC.tv.

"Sparky's Den with Coach Dillingham" – This ASU produced-program will offer viewers a comprehensive review of key plays and players from previous games and behind-the-scenes insights into game preparation and practice, with exclusive interviews with Coach Kenny Dillingham and Sun Devil Football student-athletes. An hour-long edition of "Sparky's Den" will air at 8 p.m. on Fridays on FOX 10 Xtra, with a condensed version airing on FOX 10 at 10:30 p.m., and both will be available to stream on FOX Local.

"ASU All Access" – This FOX 10-produced program will showcase ASU student-athletes, coaches, staff, alumni and all who support ASU and Sun Devil Athletics. The half-hour program will air at 11 p.m. Sundays on FOX 10 and move to 10:30 p.m. Fridays after the football season, and will stream on FOX Local.

Sun Devil Hockey and FOX 10 games:

Oct. 12 - 5:00 p.m. MST: vs. Michigan (Fox 10 Xtra)

Nov. 15 - 7:00 p.m. MST: vs. Omaha (Fox 10 Xtra)

Nov. 16 - 5:00 p.m. MST: vs. Omaha (Fox 10 Xtra)

Dec. 6 - 7:00 p.m. MST: vs. Minnesota Duluth (Fox 10 Xtra)

Jan. 10 - 7:00 p.m. MST: vs. North Dakota (Fox 10 Xtra)

Jan. 11 - 5:00 p.m. MST: vs. North Dakota (Fox 10 Xtra)

Jan. 17 - 6:30 p.m. MST: at St. Cloud State (FOX 10)

Jan. 18 - 9/9:30 p.m. MST: at St. Cloud State (tape delayed on Fox 10 Xtra)

Jan. 25 - 5:00 p.m. MST: vs. Colorado College (Fox 10 Xtra)

Feb. 7 - 7:00 p.m. MST: vs. Denver (Fox 10 Xtra)

Feb. 8 - 5:00 p.m. MST: vs. Denver (Fox 10 Xtra)

2024-25 TV ROSTER



1

**LUKE
PAVICICH**
G|6-2|195|L|SR.



2

**NOAH
BECK**
D|6-3|206|L|SR.



5

**TY
MURCHISON**
D|6-2|205|L|SR.



7

**JOEL
KJELLBERG**
D|6-0|190|R|FR.



8

**ARTEM
SHLAINE**
F|6-1|185|L|GR.




9

**ANTHONY
DOWD**
D|5-7|152|R|SO.




10

**TUCKER
NESS**
D|6-3|216|R|JR.



11

**BENJI
ECKERLE**
F|5-10|181|L|GR.




12

**CULLEN
POTTER**
F|5-9|167|L|FR.



13

**HUNTER
MULLETT**
D|6-0|160|L|FR.



14

**TY
JACKSON**
F|5-8|157|L|GR.



15

**DYLAN
JACKSON**
F|5-10|166|R|GR.



16

**ETHAN
SZMAGAJ**
FD|6-0|197|R|SR.



18

**DAVID
HYMOVITCH**
F|6-0|177|R|SO.



23

**BENNETT
SCHIMEK**
F|6-0|192|R|JR.



25

**KYLE
SMOLEN**
F|5-11|165|R|SO.




29

**COLE
GORDON**
F|6-2|205|L|SO.



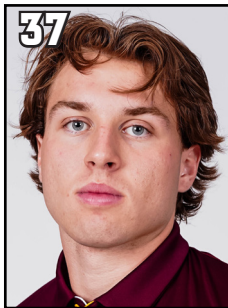
30

**CHASE
HAMM**
G|5-9|165|L|SO.



31

**GIBSON
HOMER**
G|6-5|210|L|JR.



37

**SAM
COURT**
D|5-10|184|R|FR.




39

**ZAKARI
BRICE**
G|5-11|180|L|FR.



43

**COLE
HELM**
F|6-0|195|L|SO.




51

**CRUZ
LUCIUS**
F|6-0|195|R|JR.



53

**RYAN
ALEXANDER**
F|5-10|176|L|JR.




61

**LUKAS
SILLINGER**
F|5-10|170|L|GR.




74

**BRASEN
BOSER**
D|5-11|178|L|FR.



82

**CHARLIE
SCHOEN**
F|5-10|160|R|JR.



89

**TONY
ACHILLE**
F|5-11|172|L|SO.



92

**RYAN
KIRWAN**
F|6-2|205|L|SR.

2024-25 TEAM STATISTICS



2024-25 Arizona St. Men's Ice Hockey
Overall Team Statistics
All games

Page 1/2
as of Oct 13, 2024

Team statistics

	ASU	OPP
SHOT STATISTICS		
Goals-Shot attempts	15-126	12-129
Shot pct.	.119	.093
Goals/Game	3.75	3.00
Shots/Game	31.50	32.25
Assists	26	17
POWER PLAYS		
Goals-Power Plays	4-14	2-16
Conversion Percent	.286	.125
Shot Attempts	14	24
Shot Percent	.286	.083
SHORT-HANDED		
Goals-Shot attempts	3-8	2-8
Shot Percent	.375	.250
GOAL BREAKDOWN		
Total Goals	15	12
Power Play	4	2
Short-handed	3	2
Empty net	0	1
Penalty	0	0
Unassisted	1	1
Overtime	0	1
Delayed Penalty	0	0
Game winning	1	2
First Goal	2	2
Game Tying Goal	1	0
Extra Attacker	2	1
BLOCKS		
Blocks	59	58
Blocks/Game	14.75	14.50
PENALTIES		
Number	20	18
Minutes	48	44
Penalties/Game	5.00	4.50
Penalty minutes/Game	12.00	11.00
Minor	19	17
Major	0	0
10-minute Misconduct	1	1
Game Misconduct	0	0
Gross Misconduct	0	0
Match	0	0
FACEOFFS (W-L)		
Faceoff W-L pct.	.474	.526
SHOOTOUTS (Made-Att)		
	1-2	0-3
ATTENDANCE		
Total	10510	3704
Dates/Avg Per Date	2/5255	2/1852
Neutral Site #/Avg	0/0	-

Goals by Periods

Team	1st	2nd	3rd	OT	TOTAL
ASU	4	3	8	0	15
Opponents	2	5	4	1	12

Shots by Periods

Team	1st	2nd	3rd	OT	TOTAL
ASU	47	30	47	2	126
Opponents	32	49	41	7	129

Saves by Periods

Team	1st	2nd	3rd	OT	TOTAL
ASU	30	44	37	6	117
Opponents	43	27	39	2	111

2024-25 CATEGORY LEADERS



2024-25 Arizona St. Men's Ice Hockey
Category Leaders
All games

Page 1/2
as of Oct 13, 2024

Points

#	Player	GP	G	A	PTS	SH
2	Beck, Noah	4	1	7	8	12
23	Schimek, Bennett	4	4	3	7	13
15	Jackson, Dylan	4	2	3	5	10
12	Potter, Cullen	4	2	2	4	17
25	Smolen, Kyle	4	3	0	3	7
61	Sillinger, Lukas	4	0	3	3	3
92	Kirwan, Ryan	4	1	1	2	13
14	Jackson, Ty	4	1	1	2	6
9	Dowd, Anthony	4	0	2	2	3
29	Gordon, Cole	4	1	0	1	5

Assists

#	Player	GP	G	A	PTS	SH
2	Beck, Noah	4	1	7	8	12
61	Sillinger, Lukas	4	0	3	3	3
15	Jackson, Dylan	4	2	3	5	10
23	Schimek, Bennett	4	4	3	7	13
9	Dowd, Anthony	4	0	2	2	3
12	Potter, Cullen	4	2	2	4	17
11	Eckerle, Benji	4	0	1	1	5
14	Jackson, Ty	4	1	1	2	6
92	Kirwan, Ryan	4	1	1	2	13
18	Hymovitch, David	4	0	1	1	2

Goals

#	Player	GP	G	A	PTS	SH
23	Schimek, Bennett	4	4	3	7	13
25	Smolen, Kyle	4	3	0	3	7
15	Jackson, Dylan	4	2	3	5	10
12	Potter, Cullen	4	2	2	4	17
2	Beck, Noah	4	1	7	8	12
14	Jackson, Ty	4	1	1	2	6
92	Kirwan, Ryan	4	1	1	2	13
29	Gordon, Cole	4	1	0	1	5

Shots

#	Player	GP	G	A	PTS	SH	SH%
12	Potter, Cullen	4	2	2	4	17	.118
92	Kirwan, Ryan	4	1	1	2	13	.077
23	Schimek, Bennett	4	4	3	7	13	.308
2	Beck, Noah	4	1	7	8	12	.083
15	Jackson, Dylan	4	2	3	5	10	.200
37	Court, Sam	4	0	0	0	10	.000
53	Alexander, Ryan	4	0	0	0	7	.000
25	Smolen, Kyle	4	3	0	3	7	.429
14	Jackson, Ty	4	1	1	2	6	.167
11	Eckerle, Benji	4	0	1	1	5	.000

Power-Play Goals

#	Player	GP	PPG
2	Beck, Noah	4	1
14	Jackson, Ty	4	1
23	Schimek, Bennett	4	1
25	Smolen, Kyle	4	1

Shot Pct.

#	Player	GP	G	A	PTS	SH	SH%
25	Smolen, Kyle	4	3	0	3	7	.429
23	Schimek, Bennett	4	4	3	7	13	.308
15	Jackson, Dylan	4	2	3	5	10	.200
29	Gordon, Cole	4	1	0	1	5	.200
14	Jackson, Ty	4	1	1	2	6	.167
12	Potter, Cullen	4	2	2	4	17	.118
2	Beck, Noah	4	1	7	8	12	.083
92	Kirwan, Ryan	4	1	1	2	13	.077

2024-25 CATEGORY LEADERS



2024-25 Arizona St. Men's Ice Hockey
Category Leaders
All games

Page 2/2
as of Oct 13, 2024

Short-Handed Goals

#	Player	GP	SHG
23	Schimek, Bennett	4	2
25	Smolen, Kyle	4	1

Penalties

#	Player	GP	PEN	MIN
61	Sillinger, Lukas	4	2	4
15	Jackson, Dylan	4	2	4
14	Jackson, Ty	4	2	4
5	Murchison, Ty	4	2	12
53	Alexander, Ryan	4	2	4
25	Smolen, Kyle	4	2	4
12	Potter, Cullen	4	2	4
2	Beck, Noah	4	1	2
92	Kirwan, Ryan	4	1	2
23	Schimek, Bennett	4	1	2

Game-Winning Goals

#	Player	GP	GWG
15	Jackson, Dylan	4	1

Penalty Minutes

#	Player	GP	PEN	MIN
5	Murchison, Ty	4	2	12
61	Sillinger, Lukas	4	2	4
15	Jackson, Dylan	4	2	4
14	Jackson, Ty	4	2	4
53	Alexander, Ryan	4	2	4
25	Smolen, Kyle	4	2	4
12	Potter, Cullen	4	2	4
2	Beck, Noah	4	1	2
92	Kirwan, Ryan	4	1	2
23	Schimek, Bennett	4	1	2

Plus/Minus

#	Player	GP	+/-
2	Beck, Noah	4	+6
9	Dowd, Anthony	4	+3
29	Gordon, Cole	4	+2
5	Murchison, Ty	4	+1
53	Alexander, Ryan	4	+1
18	Hymovitch, David	4	+1
43	Helm, Cole	2	+1
7	Kjellberg, Joel	4	+1
11	Eckerle, Benji	4	-1
61	Sillinger, Lukas	4	-1

2024-25 INDIVIDUAL GAME-BY-GAME STATISTICS



2024-25 Arizona St. Men's Ice Hockey
Game-by-Game Goals-Assists-Points
All games

Opponent	Date	Score	1	2	5	7	9	11	12	14	15	16	18	
at USAFA	10/04/2024	6-1	W	DNP	0-3-3	0-0-0	0-1-1	0-0-0	0-1-1	1-0-1	0-1-1	1-1-2	0-0-0	0-1-1
at USAFA	10/05/2024	3-4	Lot	0-0-0	0-2-2	0-0-0	0-0-0	0-1-1	0-0-0	0-1-1	0-0-0	0-0-0	0-0-0	0-0-0
Mich	10/11/2024	1-4	L	DNP	0-1-1	0-0-0	0-0-0	0-0-0	0-0-0	0-0-0	1-0-1	0-1-1	0-0-0	0-0-0
Mich	10/12/2024	3-3	ot	DNP	1-1-2	0-0-0	0-0-0	0-1-1	0-0-0	1-1-2	0-0-0	1-0-1	0-0-0	0-0-0
Opponent	Date	Score	23	25	29	31	37	43	53	61	74	89	92	
at USAFA	10/04/2024	6-1	W	3-1-4	2-0-2	1-0-1	0-0-0	0-0-0	0-0-0	0-1-1	0-0-0	0-1-1	0-1-1	
at USAFA	10/05/2024	3-4	Lot	1-1-2	1-0-1	0-0-0	DNP	0-0-0	0-0-0	0-0-0	0-0-0	DNP	1-0-1	
Mich	10/11/2024	1-4	L	0-0-0	0-0-0	0-0-0	0-0-0	0-0-0	DNP	0-0-0	0-0-0	0-0-0	0-0-0	
Mich	10/12/2024	3-3	ot	0-1-1	0-0-0	0-0-0	0-0-0	0-0-0	DNP	0-0-0	0-2-2	0-0-0	0-0-0	



2024-25 INDIVIDUAL STATISTICS



2024-25 Arizona St. Men's Ice Hockey
Overall Individual Statistics
All games

Page 1/2
as of Oct 13, 2024

Game Records

Overall	Conference	Home	Away	Neutral
1 - 2 - 1	0 - 0 - 0	0 - 1 - 1	1 - 1 - 0	0 - 0 - 0

			Shots						Penalties				Goals										
#	Player	GP	G	A	PTS	SH	SH%	+/-	PEN-MIN	MIN	MAJ	OTH	PP	SH	FG	GW	GT	OT	HT	PN	UA	BLK	
2	Beck, Noah	4	1	7	8	12	.083	+6	1-2	1	0	0	1	0	0	0	0	0	0	0	0	3	
23	Schimek, Bennett	4	4	3	7	13	.308	0	1-2	1	0	0	1	2	2	0	0	0	1	0	1	1	
15	Jackson, Dylan	4	2	3	5	10	.200	0	2-4	2	0	0	0	0	0	1	0	0	0	0	5		
12	Potter, Cullen	4	2	2	4	17	.118	-1	2-4	2	0	0	0	0	0	0	1	0	0	0	1		
25	Smolen, Kyle	4	3	0	3	7	.429	-1	2-4	2	0	0	1	1	0	0	0	0	0	0	5		
61	Sillinger, Lukas	4	0	3	3	3	.000	-1	2-4	2	0	0	0	0	0	0	0	0	0	0	1		
92	Kirwan, Ryan	4	1	1	2	13	.077	-3	1-2	1	0	0	0	0	0	0	0	0	0	0	1		
14	Jackson, Ty	4	1	1	2	6	.167	0	2-4	2	0	0	1	0	0	0	0	0	0	0	2		
9	Dowd, Anthony	4	0	2	2	3	.000	+3	1-2	1	0	0	0	0	0	0	0	0	0	0	5		
29	Gordon, Cole	4	1	0	1	5	.200	+2	0-0	0	0	0	0	0	0	0	0	0	0	0	1		
11	Eckerle, Benji	4	0	1	1	5	.000	-1	0-0	0	0	0	0	0	0	0	0	0	0	0	6		
7	Kjellberg, Joel	4	0	1	1	3	.000	+1	1-2	1	0	0	0	0	0	0	0	0	0	0	2		
18	Hymovitch, David	4	0	1	1	2	.000	+1	0-0	0	0	0	0	0	0	0	0	0	0	0	0		
43	Helm, Cole	2	0	1	1	0	.000	+1	1-2	1	0	0	0	0	0	0	0	0	0	0	0		
37	Court, Sam	4	0	0	0	10	.000	-3	0-0	0	0	0	0	0	0	0	0	0	0	0	4		
53	Alexander, Ryan	4	0	0	0	7	.000	+1	2-4	2	0	0	0	0	0	0	0	0	0	0	0		
74	Boser, Brasen	4	0	0	0	5	.000	-2	0-0	0	0	0	0	0	0	0	0	0	0	0	3		
5	Murchison, Ty	4	0	0	0	4	.000	+1	2-12	1	0	1	0	0	0	0	0	0	0	0	12		
16	Szmagaj, Ethan	4	0	0	0	1	.000	-3	0-0	0	0	0	0	0	0	0	0	0	0	0	7		
31	Homer, Gibson	3	0	0	0	0	.000	0	0-0	0	0	0	0	0	0	0	0	0	0	0	0		
89	Achille, Tony	2	0	0	0	0	.000	0	0-0	0	0	0	0	0	0	0	0	0	0	0	0		
1	Pavicich, Luke	1	0	0	0	0	.000	0	0-0	0	0	0	0	0	0	0	0	0	0	0	0		
TM	TEAM	4	0	0	0	0	.000	0	0-0	0	0	0	0	0	0	0	0	0	0	0	0		
Totals		4	15	26	41	126	.119	+1	20-48	19	0	1	4	3	2	1	1	0	1	0	1	59	
Opponents		4	12	17	29	129	.093	-5	18-44	17	0	1	2	2	2	2	0	1	1	0	1	58	

			Goal Average			Saves		Record				Goals Allowed				
#	Player	GP-GS	MINUTES	GA	AVG	SAVES	PCT	W	L	T	SHO	PP	SH	EN	PEN	SOG
31	Homer, Gibson	3-3	177:02	7	2.37	81	.920	1	1	1	0	1	1	1	0	0
1	Pavicich, Luke	1-1	62:44	4	3.83	29	.879	0	1	0	0	1	0	0	0	0
TM	EMPTY NET	-	07:58	1	7.53	7	.875	0	0	0	0	0	1	0	0	0
Totals		4	247:44	12	2.91	117	.907	1	2	1	0	2	2	1	0	0
Opponents		4	247:44	15	3.63	111	.881	2	1	1	0	4	3	0	0	1

2024-25 BOX SCORES

Game 1

Arizona St. (1-0-0) -vs- Air Force (0-1-0)
10/04/2024 at USAF Academy, Colorado

Date: 10/04/2024
Start: 07:05 PM
Time: 0
Attendance: 2,078
Location: USAF Academy, Colorado
Officials: Referee: Michael Sheehy; Referee: Matthew Hallock;
Linesman: Brendan Gormely; Linesman: Seth Mukai

Goals By Period	1	2	3	Total
Arizona St.	2	2	4	8
Air Force	0	1	0	1

ASU: Schimek, Bennett (3); Smolen, Kyle (2); Potter, Cullen (1); Jackson, Dylan (1); Gordon, Cole (1)
AF: Cosentino, Clayton (1)

Scoring Summary

Period	Time	Team	Scored By	Assisted By	Type	ASU	AF
1st	12:30	ASU	Schimek, Bennett	Unassisted	SH, FG, UA	1	0
1st	15:57	ASU	Jackson, Dylan	Jackson, Ty, Beck, Noah	EV, GW	2	0
2nd	05:26	ASU	Schimek, Bennett	Beck, Noah	SH	3	0
2nd	08:16	AF	Cosentino, Clayton	Cunningham, Nolan	EV	3	1
2nd	15:20	ASU	Smolen, Kyle	Eckler, Benji	SH	4	1
3rd	00:28	ASU	Potter, Cullen	Schimek, Bennett	EV	5	1
3rd	02:39	ASU	Smolen, Kyle	Beck, Noah, Jackson, Dylan	PP	6	1
3rd	18:44	ASU	Schimek, Bennett	Kirwan, Ryan, Sillinger, Lukas	PP, HT	7	1
3rd	19:21	ASU	Gordon, Cole	Hymovitch, David, Helm, Cole	EV	8	1

Arizona St. Power Plays

Prd	Start	End	Elapsed	Shots	Opp-Shots	PPG
3rd	00:41	02:39	01:58	2	0	PPG
3rd	17:45	18:44	00:59	2	1	PPG
			02:57	4	1	2/2

Air Force Power Plays

Prd	Start	End	Elapsed	Shots	Opp-Shots	PPG
1st	02:13	04:13	02:00	1	0	--
1st	12:14	14:14	02:00	0	1	--
2nd	03:53	05:53	02:00	1	1	--
2nd	11:55	13:55	02:00	5	0	--
2nd	14:50	16:50	02:00	1	1	--
3rd	08:28	10:28	02:00	1	0	--
			12:00	9	3	0/6

Penalty Summary

Period	Team	Player	MIN	Offense	Type	Time	PP
1st	ASU	Kjellberg, Joel	02:00	Tripping	MINOR	02:13	PP
1st	ASU	Smolen, Kyle	02:00	Goaltender Interference	MINOR	12:14	PP
2nd	ASU	Helm, Cole	02:00	Cross Checking	MINOR	03:53	PP
2nd	ASU	Alexander, Ryan	02:00	Tripping	MINOR	11:55	PP
2nd	ASU	Jackson, Ty	02:00	High Sticking	MINOR	14:50	PP
3rd	AF	McCormick, Mason	02:00	Tripping	MINOR	00:41	PP
3rd	ASU	Sillinger, Lukas	02:00	Roughing	MINOR	08:28	PP
3rd	AF	Dawson, Will	02:00	Cross Checking	MINOR	17:45	PP

Game 2

Arizona St. (1-1-0) -vs- Air Force (1-1-0)
10/05/2024 at USAF Academy, Colorado

Date: 10/05/2024
Start: 07:05 PM
Time: 0
Attendance: 1,626
Location: USAF Academy, Colorado
Officials: Referee: Andrew Bethmann; Referee: Matthew Hallock;
Linesman: Joshua Pergande; Linesman: Ryan Demsey

Goals By Period	1	2	3	OT 1	Total
Arizona St.	2	0	1	0	3
Air Force	1	1	1	1	4

ASU: Schimek, Bennett (1); Smolen, Kyle (1); Kirwan, Ryan (1)
AF: Cosentino, Clayton (2); Gibbons, Brendan (2)

Scoring Summary

Period	Time	Team	Scored By	Assisted By	Type	ASU	AF
1st	00:27	ASU	Schimek, Bennett	Beck, Noah, Potter, Cullen	EV, FG	1	0
1st	05:31	ASU	Smolen, Kyle	Beck, Noah, Jackson, Dylan	EV	2	0
1st	18:59	AF	Gibbons, Brendan	McCormick, Mason	EV	2	1
2nd	09:24	AF	Cosentino, Clayton	Schwartz, Austin, Remissong, Nick	EV	2	2
3rd	19:01	ASU	Kirwan, Ryan	Schimek, Bennett, Dowd, Anthony	EV	3	2
3rd	19:32	AF	Gibbons, Brendan	McCormick, Mason, Cosentino, Clayton	EA	3	3
OT	02:44	AF	Cosentino, Clayton	Remissong, Nick, Hedden, Chris	PP, OT, SD, GW	3	4

Arizona St. Power Plays

Prd	Start	End	Elapsed	Shots	Opp-Shots	PPG
1st	03:06	05:06	02:00	1	0	--
2nd	04:12	05:28	01:16	0	2	--
2nd	16:41	17:09	00:28	0	0	--
			03:44	1	2	0/3

Air Force Power Plays

Prd	Start	End	Elapsed	Shots	Opp-Shots	PPG
2nd	06:12	07:28	01:16	0	0	--
2nd	18:41	19:09	00:28	2	0	--
2nd	19:14	01:14	02:00	3	0	--
4th	02:33	02:44	00:11	1	0	PPG
			03:55	6	0	1/4

Penalty Summary

Period	Team	Player	MIN	Offense	Type	Time	PP
1st	AF	Cunningham, Nolan	02:00	Interference	MINOR	03:06	PP
2nd	AF	Dubois, Owen	02:00	Hitting from behind	MINOR	04:12	PP
2nd	ASU	Potter, Cullen	02:00	Slashing	MINOR	05:28	PP
2nd	AF	Remissong, Nick	02:00	Slashing	MINOR	16:41	PP
2nd	ASU	Kirwan, Ryan	02:00	Interference	MINOR	17:09	PP
2nd	ASU	Smolen, Kyle	02:00	Hitting from behind	MINOR	19:14	PP
4th	ASU	Schimek, Bennett	02:00	Holding	MINOR	02:33	PP

Game 3

Michigan (2-1-0) -vs- Arizona St. (1-2-0)
10/11/2024 at Tempe, Arizona

Date: 10/11/2024
Start: 03:30 PM
Time: 0
Attendance: 5,156
Location: Tempe, Arizona
Officials: Referee: Nathan Wieler; Referee: Stan Szczyrek;
Linesman: Chris Zorza; Linesman: Mike Sarter

Goals By Period	1	2	3	Total
Michigan	1	2	1	4
Arizona St.	0	0	1	1

MIC: Schifsky, Garrett (3); Hage, Michael (1)
ASU: Jackson, Ty (1)

Scoring Summary

Period	Time	Team	Scored By	Assisted By	Type	MIC	ASU
1st	18:17	MIC	Schifsky, Garrett	Eernisse, Josh	EV, FG	1	0
2nd	00:45	MIC	Schifsky, Garrett	Hallum, Jackson	SH, GW	2	0
2nd	03:20	MIC	Hage, Michael	Hughes, T.J., Lovell, Tim	PP	3	0
3rd	14:29	ASU	Jackson, Ty	Jackson, Dylan, Beck, Noah	PP	3	1
3rd	18:40	MIC	Schifsky, Garrett	Estapa, Mark	SH, EN, HT	4	1

Michigan Power Plays

Prd	Start	End	Elapsed	Shots	Opp-Shots	PPG
2nd	02:57	03:20	00:23	1	1	PPG
2nd	13:03	14:01	00:58	0	0	--
			01:21	1	1	1/2

Arizona St. Power Plays

Prd	Start	End	Elapsed	Shots	Opp-Shots	PPG
1st	19:37	01:23	01:46	0	1	--
2nd	15:03	16:01	00:58	0	2	--
3rd	07:24	10:24	03:00	3	1	--
3rd	13:17	14:29	01:12	4	0	PPG
3rd	18:07	20:00	01:53	0	1	--
			08:49	7	5	1/5

Penalty Summary

Period	Team	Player	MIN	Offense	Type	Time	PP
1st	MIC	Lovell, Tim	02:00	Cross Checking	MINOR	19:37	PP
2nd	ASU	Beck, Noah	02:00	Slashing	MINOR	01:23	PP
2nd	ASU	Alexander, Ryan	02:00	High Sticking	MINOR	13:03	PP
2nd	MIC	Lovell, Tim	02:00	Holding	MINOR	14:01	PP
3rd	MIC	Truscott, Jacob	02:00	Hooking	MINOR	07:24	PP
3rd	MIC	Eernisse, Josh	02:00	Roughing	MINOR	12:16	PP
3rd	MIC	Eernisse, Josh	10:00	Misconduct	10MINNIS	12:16	PP
3rd	ASU	Murchison, Ty	02:00	Roughing	MINOR	12:16	PP
3rd	ASU	Murchison, Ty	10:00	Misconduct	10MINNIS	12:16	PP
3rd	ASU	Sillinger, Lukas	02:00	Roughing	MINOR	12:16	PP
3rd	MIC	Truscott, Jacob	02:00	Roughing	MINOR	12:16	PP
3rd	MIC	Whitelaw, William	02:00	High Sticking	MINOR	13:17	PP
3rd	MIC	Hallum, Jackson	02:00	Hooking	MINOR	18:07	PP

Game 4

Michigan (2-1-1) -vs- Arizona St. (1-2-1)
10/12/2024 at Tempe, Arizona

Date: 10/12/2024
Start: 05:00 PM
Time: 0
Attendance: 5,354
Location: Tempe, Arizona
Officials: Referee: Nathan Wieler; Referee: Stan Szczyrek;
Linesman: Chris Zorza; Linesman: Mike Sarter

Goals By Period	1	2	3	OT 1	OT 2	Total
Michigan	0	1	2	0	0	3
Arizona St.	0	1	2	0	0	3

MIC: Duke, Tyler (1); Hage, Michael (1); Lapointe, Philippe (1)
ASU: Beck, Noah (1); Potter, Cullen (1); Jackson, Dylan (1)

Scoring Summary

Period	Time	Team	Scored By	Assisted By	Type	MIC	ASU
2nd	04:45	MIC	Duke, Tyler	Lovell, Tim, Whitelaw, William	EV, FG	1	0
2nd	14:26	ASU	Jackson, Dylan	Dowd, Anthony, Sillinger, Lukas	EV	1	1
3rd	06:13	MIC	Lapointe, Philippe	Schifsky, Garrett, Hughes, T.J.	EV	2	1
3rd	14:26	MIC	Hage, Michael	Unassisted	EV, UA	3	1
3rd	19:00	ASU	Beck, Noah	Sillinger, Lukas, Potter, Cullen	PP, EA	3	2
3rd	19:16	ASU	Potter, Cullen	Beck, Noah, Schimek, Bennett	EA, GT	3	3

Michigan Power Plays

Prd	Start	End	Elapsed	Shots	Opp-Shots	PPG
1st	04:23	06:23	02:00	3	2	--
2nd	06:24	08:24	02:00	0	2	--
3rd	01:18	02:09	00:51	4	0	--
3rd	16:42	17:41	00:59	3	0	--
			05:50	10	4	0/4

Arizona St. Power Plays

Prd	Start	End	Elapsed	Shots	Opp-Shots	PPG
1st	09:40	11:40	02:00	1	0	--
2nd	02:09	04:09	02:00	0	0	--
3rd	07:43	09:43	02:00	0	0	--
3rd	18:42	19:01	00:19	1	0	PPG
			06:19	2	0	1/4

Penalty Summary

Period	Team	Player	MIN	Offense	Type	Time	PP
1st	ASU	Potter, Cullen	02:00	Tripping	MINOR	04:23	PP
1st	MIC	Fantilli, Luca	02:00	Holding	MINOR	09:40	PP
2nd	ASU	Jackson, Dylan	02:00	Hooking	MINOR	06:24	PP
2nd	ASU	Jackson, Dylan	02:00	Unsportsmanlike conduct	MINOR	14:26	PP
2nd	MIC	Edwards, Ethan	02:00	Cross Checking	MINOR	14:28	PP
3rd	ASU	Dowd, Anthony	02:00	Tripping	MINOR	01:18	PP
3rd	MIC	Whitelaw, William	02:00	Tripping	MINOR	02:09	PP
3rd	MIC	Whitelaw, William	02:00	Tripping	MINOR	07:43	PP
3rd	ASU	Jackson, Ty	02:00	Cross Checking	MINOR	16:42	PP
3rd	MIC	Estapa, Mark	02:00	Interference	MINOR	17:41	PP