

2021 MEDIA GUIDE



SUN DEVIL SOFTBALL



CONTENTS

3 2021 Schedule

5-33 - 2021 Season

5-6	2021 Roster
7	Headshot Roster
9-33	Student-Athlete Bios

34-41 - Coaching Staff

35-38	Head Coach Trisha Ford
39	Jimmy Kolaitis
40	Jeff Harger
41	Support Staff

42-48 - 2020 Review

42-43	Individual Statistics
44	2020 Individual Leaders
45	2020 Statistics
46	ASU Game Highs
47	Opponent Game Highs
48	Game Results

49-60 - Records

50	Perfect Games/No-Hitters
51	Team Records
52	Individual Game Highs
53-54	Single-Season Leaders
55-56	Career Leaders

57-88 - History

58-60	All-Time Numbers
61-62	Pre-Numbered Rosters
63	All-Americans/Hall of Fame
64	Pac-12 Awards
65	Championship Tradition
66-67	Post-Season Results
68	Post-Season History/All-Pac-12 Selections
69-70	All-Time Statistics
71	All-Time/Coach Records
72	All-Time Series Standings
73-82	Season Reviews
83-87	Series Chronology
88	Head Coaches

Media Relations

Paige Shacklett

Strategic Communications (SID)
970-946-0748 (c)
paige.shacklett@asu.edu
@paigeshacklett

Mark Brand

Assoc AD for Communications
mark.brand@asu.edu

Doug Tamarro

Assistant AD for Media Relations
tamarro@asu.edu

Program History

First Year of Softball	1967
NCAA appearances/last	31/2019
WCWS appearances/last	12/2018
National Champions	'72,'73, '08, '11
All-Americans	38

Returning/Lost	19/4
Starters Returning/Lost	11/1
Pitchers Returning/Lost	3/2
Newcomers	7

2020 Recap

Overall Record	22-7
Pac-12 Record	N/A
Home Record	19-4
Away Record	N/A
Neutral Site Record	3-3

Sun Devil Quick Facts

Location	Tempe, Ariz. 85287-2505
Enrollment	103,410
Nickname	Sun Devils
Colors	Maroon & Gold
Conference	Pac-12
President	Dr. Michael Crow
Vice President for University Athletics	Ray Anderson
Faculty Representatives	Dr. Jeffrey Wilson
Head Athletic Trainer	Ken McCarty
Athletic Department Phone	480-965-4382
Ticket Office Phone	480-727-0000
Stadium	Alberta B. Farrington Stadium
Dimensions (L,C,R)	202, 210', 202'
Stadium Capacity	1,535
Head Coach	Trisha Ford, 5th Yr.
Ford's Career Record	244-115-1 (7 Seasons)
Ford's at ASU	135-57-0(4 Seasons)
Assistant Coach	Jimmy Kolaitis, 1st Yr.
Assistant Coach	Jeff Harger, 3rd Yr.
Volunteer Coach	Russ Heffley
Director of Operations	Giorgie Loomis
2020 ASU Record	22-7
2020 Pac-12 Record	N/A

2021 SCHEDULE

DAY	DATE		OPPONENT	LOCATION	STADIUM	TIME
THUR.	FEB. 11	^	BYU	TEMPE, ARIZONA	FARRINGTON	3:00 P.M.
		^	BYU	TEMPE, ARIZONA	FARRINGTON	5:30 P.M.
FRI.	FEB. 12	^	SEATTLE	TEMPE, ARIZONA	FARRINGTON	6:00 P.M.
SAT.	FEB. 13	^	UTAH	TEMPE, ARIZONA	FARRINGTON	6:00 P.M.
TUE.	FEB. 16		CAL STATE FULLERTON	TEMPE, ARIZONA	FARRINGTON	TBD
FRI.	FEB. 26	+	NEW MEXICO	TEMPE, ARIZONA	FARRINGTON	2:00 P.M.
		+	OKLAHOMA	TEMPE, ARIZONA	FARRINGTON	5:00 P.M.
SAT.	FEB. 27	+	PORTLAND STATE	TEMPE, ARIZONA	FARRINGTON	2:00 P.M.
		+	IOWA STATE	TEMPE, ARIZONA	FARRINGTON	5:00 P.M.
SUN.	FEB. 28	+	NEW MEXICO	TEMPE, ARIZONA	FARRINGTON	11:00 A.M.
MON	MARCH 1	>	UTAH	TEMPE, ARIZONA	FARRINGTON	5:00 p.m.
Fri.	March 5	<	Montana	El Paso, Texas	Helen of Troy Softball Complex	10:00 a.m.
		<	Incarnate Word	El Paso, Texas	Helen of Troy Softball Complex	12:30 p.m.
Sat.	March 6	<	Incarnate Word	El Paso, Texas	Helen of Troy Softball Complex	12:30 p.m.
		<	UTEP	El Paso, Texas	Helen of Troy Softball Complex	5:30 p.m.
TUE.	MARCH 9		NORTHERN ILLINOIS	TEMPE, ARIZONA	FARRINGTON	6:00 P.M.
THUR.	MARCH 11		BAYLOR	TEMPE, ARIZONA	FARRINGTON	6:00 P.M.
MON.	MARCH 15		UTEP	TEMPE, ARIZONA	FARRINGTON	3:00 P.M.
			UTEP	TEMPE, ARIZONA	FARRINGTON	5:00 P.M.
Fri.	March 19	*	at UCLA	Los Angeles, Calif.	Easton Stadium	4:00 p.m.
Sat.	March 20	*	at UCLA	Los Angeles, Calif.	Easton Stadium	11:00 a.m.
			at UCLA	Los Angeles, Calif.	Easton Stadium	1:30 p.m.
Sun.	March 21	*	at UCLA	Los Angeles, Calif.	Easton Stadium	11:00 a.m.
FRI.	MARCH 26	*	WASHINGTON	TEMPE, ARIZ.	FARRINGTON	6:30 P.M.
SAT.	MARCH 27	*	WASHINGTON	TEMPE, ARIZ.	FARRINGTON	2:00 P.M.
			WASHINGTON	TEMPE, ARIZ.	FARRINGTON	5:00 P.M.
SUN.	MARCH 28	*	WASHINGTON	TEMPE, ARIZ.	FARRINGTON	12:00 P.M.
Wed.	March 31		BYU	Provo, Utah	Miller Park	TBD
Thur.	April 1	*	at Utah	Salt Lake City, Utah	Dumke Family Stadium	TBD
Fri.	April 2	*	at Utah	Salt Lake City, Utah	Dumke Family Stadium	TBD
			at Utah	Salt Lake City, Utah	Dumke Family Stadium	TBD
Sat.	April 3	*	at Utah	Salt Lake City, Utah	Dumke Family Stadium	TBD
TUE.	APRIL 6		GRAND CANYON	TEMPE, ARIZ.	FARRINGTON	6:00 P.M.
FRI.	APRIL 9	*	STANFORD	TEMPE, ARIZ.	FARRINGTON	6:30 P.M.
SAT	APRIL 10	*	STANFORD	TEMPE, ARIZ.	FARRINGTON	2:00 P.M.
			STANFORD	TEMPE, ARIZ.	FARRINGTON	5:00 P.M.
SUN.	APRIL 11	*	STANFORD	TEMPE, ARIZ.	FARRINGTON	12:00 P.M.
FRI.	APRIL 16	*	ARIZONA	TEMPE, ARIZ.	FARRINGTON	6:30 P.M.
SAT.	APRIL 17	*	ARIZONA	TEMPE, ARIZ.	FARRINGTON	2:00 P.M.
			ARIZONA	TEMPE, ARIZ.	FARRINGTON	5:00 P.M.
SUN.	APRIL 18	*	ARIZONA	TEMPE, ARIZ.	FARRINGTON	1:00 P.M.
Fri.	April 23	*	at California	Berkeley, Calif.	Levine-Fricke Field	TBD
Sat.	April 23	*	at California	Berkeley, Calif.	Levine-Fricke Field	TBD
			at California	Berkeley, Calif.	Levine-Fricke Field	TBD
Sun.	April 23	*	at California	Berkeley, Calif.	Levine-Fricke Field	TBD
FRI.	APRIL 30	*	OREGON	TEMPE, ARIZ.	FARRINGTON	6:30 P.M.
SAT.	MAY 1	*	OREGON	TEMPE, ARIZ.	FARRINGTON	2:00 P.M.
			OREGON	TEMPE, ARIZ.	FARRINGTON	5:00 P.M.
SUN.	MAY 2	*	OREGON	TEMPE, ARIZ.	FARRINGTON	12:00 P.M.
Fri.	May 7	*	at Oregon State	Corvallis, Ore.	OSU Softball Complex	TBD
Sat.	May 8	*	at Oregon State	Corvallis, Ore.	OSU Softball Complex	TBD
			at Oregon State	Corvallis, Ore.	OSU Softball Complex	TBD
Sun.	May 9	*	at Oregon State	Corvallis, Ore.	OSU Softball Complex	TBD

TOURNAMENT KEY

^ Kajikawa Classic (Tempe, Ariz.)

+ Gcu-asu tournament (Tempe, Ariz.)

> Pac-12 Invitational (Tempe, Ariz.)

< UTEP Tournament (El Paso, Texas)

Games listed in bold will be played at Farrington Stadium

All times are Arizona time (AZT) and are subject to change.



**2021
SEASON**

SUN DEVIL SOFTBALL

2021 ROSTER

NUMERICAL

No.	Name	Pos.	B/T	Ht.	Yr.	Hometown (Prev. School)
2	Halle Harger	INF	R/R	5-4	R-Jr.	Hanford, Calif. Hanford West/Boise State
3	Kiara Kennedy*	INF	R/R	5-7	Sr.	Phoenix, Ariz./Desert Vista/Utah Valley
8	Marissa Schuld^	P/UTL	R/R	5-3	Jr.	Scottsdale, Ariz./Pinnacle/Univ. of Arizona
9	Macy Simmons	C	R/R	6-0	So.	Chandler, Ariz./Hamilton
10	Bella Loomis	INF	L/R	5-5	Sr.	Chandler, Ariz./Hamilton
11	Allison Royalty	RHP	R/R	5-7	Fr.	Corinth, Texas/Home School
12	Brittany Holland	INF	R/R	5-10	R-Jr.	Gilbert, Ariz./University of Louisiana at Lafayette
13	Olivia Miller	OF	L/R	5-6	Jr.	Tempe, Ariz./Corona Del Sol
14	Madison Preston*	LHP	L/L	5-9	Sr.	Centralia, Mo./Centralia/Univ. of Alabama
16	Savannah Price	INF	R/R	5-9	Fr.	Rio Linda, Calif./East Nicolaus
17	Jordyn VanHook	OF	R/R	5-10	So.	Woodland Hills, Calif./El Camino Real Charter
18	Lindsay Lopez	LHP	L/L	5-9	So.	San Tan Valley, Ariz./Poston Butte
20	Stella Bennett*	OF	L/R	5-4	So.	Corona, Calif./Santiago
22	Kindra Hackbarth	OF	L/L	5-7	5th Yr.	Oakdale, Calif./Oakdale/Fresno State
23	Maddi Hackbarth	C	R/R	5-8	5th Yr.	Oakdale, Calif./Oakdale/Fresno State
24	Yannira Acuña	OF	L/R	5-6	Jr.	Tucson, Ariz./Salpointe Catholic
30	Allison (Alli) Tatnall	OF	L/R	5-3	5th Yr.	Windsor Hills, Calif./El Segundo
33	DeNae Chatman	INF	R/R	5-11	Sr.	Goodyear, Ariz./Millennium
35	Emily Cazares	OF	R/R	5-6	Fr.	Clovis, Calif./Buchanan
40	Alynah Torres	INF	R/R	5-8	So.	Glendale, Ariz./Cactus
43	Mailey McLemore	UTL	R/R	5-8	Jr.	Belmont, Calif./Carlmont/Foothill
44	Harleigh Braswell	C/UTL	R/R	5-6	Fr.	Sutter Creek, Calif./Amador
50	Cielo Meza	RHP	R/R	5-7	R-5th Yr.	Fillmore, Calif./St. Bonaventure/Long Beach State
55	Makenna Harper	OF	L/L	5-7	Jr.	Stevenson Ranch, Calif./West Ranch
63	Kristiana Watson*	INF	R/R	6-0	Fr.	Tucson, Ariz./Ampitheater
77	Jazmine Hill	UTL	R/R	5-8	So.	Norwalk, Calif./Gahr

* Opting Out For The Season

^ Ineligible due to In-Conference Transfer

ALPHABETICAL

No.	Name	Pos.	B/T	Ht.	Yr.	Hometown (Prev. School)
24	Yannira Acuña	OF	L/R	5-6	Jr.	Tucson, Ariz./Salpointe Catholic
20	Stella Bennett*	OF	L/R	5-4	So.	Corona, Calif./Santiago
44	Harleigh Braswell	C/UTL	R/R	5-6	Fr.	Sutter Creek, Calif./Amador
35	Emily Cazares	OF	R/R	5-6	Fr.	Clovis, Calif./Buchanan
33	DeNae Chatman	INF	R/R	5-11	Sr.	Goodyear, Ariz./Millennium
22	Kindra Hackbarth	OF	L/L	5-7	5th Yr.	Oakdale, Calif./Oakdale/Fresno State
23	Maddi Hackbarth	C	R/R	5-8	5th Yr.	Oakdale, Calif./Oakdale/Fresno State
2	Halle Harger	INF	R/R	5-4	R-Jr.	Hanford, Calif. Hanford West/Boise State
55	Makenna Harper	OF	L/L	5-7	Jr.	Stevenson Ranch, Calif./West Ranch
77	Jazmine Hill	UTL	R/R	5-8	So.	Norwalk, Calif./Gahr
12	Brittany Holland	INF	R/R	5-10	R-Jr.	Gilbert, Ariz./University of Louisiana at Lafayette
3	Kiara Kennedy*	INF	R/R	5-7	Sr.	Phoenix, Ariz./Desert Vista/Utah Valley
10	Bella Loomis	INF	L/R	5-5	Sr.	Chandler, Ariz./Hamilton
18	Lindsay Lopez	LHP	L/L	5-9	So.	San Tan Valley, Ariz./Poston Butte
43	Mailey McLemore	UTL	R/R	5-8	Jr.	Belmont, Calif./Carlmont/Foothill
50	Cielo Meza	RHP	R/R	5-7	R-5th Yr.	Fillmore, Calif./St. Bonaventure/Long Beach State
13	Olivia Miller	OF	L/R	5-6	Jr.	Tempe, Ariz./Corona Del Sol
14	Madison Preston*	LHP	L/L	5-9	Sr.	Centralia, Mo./Centralia/Univ. of Alabama
16	Savannah Price	INF	R/R	5-9	Fr.	Rio Linda, Calif./East Nicolaus
11	Allison Royalty	RHP	R/R	5-7	Fr.	Corinth, Texas/Home School
8	Marissa Schuld^	P/UTL	R/R	5-3	Jr.	Scottsdale, Ariz./Pinnacle/Univ. of Arizona
9	Macy Simmons	C	R/R	6-0	So.	Chandler, Ariz./Hamilton
30	Allison (Alli) Tatnall	OF	L/R	5-3	5th Yr.	Windsor Hills, Calif./El Segundo
40	Alynah Torres	INF	R/R	5-8	So.	Glendale, Ariz./Cactus
17	Jordyn VanHook	OF	R/R	5-10	So.	Woodland Hills, Calif./El Camino Real Charter
63	Kristiana Watson*	INF	R/R	6-0	Fr.	Tucson, Ariz./Ampitheater

* Opting Out For The Season

^ Ineligible due to In-Conference Transfer

2021 POSITION BREAKDOWN

INFIELDERS

No.	Name	Pos.	B/T	Ht.	Yr.	Hometown (Prev. School)
2	Halle Harger	INF	R/R	5-4	R-Jr	Hanford, Calif. Hanford \West/Boise State
3	Kiara Kennedy *	INF	R/R	5-7	Sr.	Phoenix, Ariz./Desert Vista/Utah Valley
10	Bella Loomis	INF	L/R	5-5	Sr.	Chandler, Ariz./Hamilton
12	Brittany Holland	INF	R/R	5-10	R-Jr.	Gilbert, Ariz./University of Louisiana at Lafayette
16	Savannah Price	INF	R/R	5-9	Fr.	Rio Linda, Calif./East Nicolaus
33	Denae Chatman	INF	R/R	5-11	Sr.	Goodyear, Ariz./Millennium
40	Alynah Torres	INF	R/R	5-8	So.	Glendale, Ariz./Cactus
43	Mailey McLemore	UTL	R/R	5-8	Jr.	Belmont, Calif./Carlmont/Foothill
63	Kristiana Watson*	INF	R/R	6-0	Fr.	Tucson, Ariz./Ampitheater

OUTFIELDERS

No.	Name	Pos.	B/T	Ht.	Yr.	Hometown (Prev. School)
13	Olivia Miller	OF	L/R	5-6	Jr.	Tempe, Ariz./Corona Del Sol
17	Jordyn VanHook	OF	R/R	5-10	So.	Woodland Hills, Calif./El Camino Real Charter
20	Stella Bennett*	OF	L/R	5-4	So.	Corona, Calif./Santiago
22	Kindra Hackbarth	OF	L/L	5-7	5th Yr.	Oakdale, Calif./Oakdale/Fresno State
24	Yannira Acuña	OF	L/R	5-6	Jr.	Tucson, Ariz./Salpointe Catholic
35	Emily Cazares	OF	R/R	5-6	Fr.	Clovis, Calif./Buchanan
55	Makenna Harper	OF	L/L	5-7	Jr.	Stevenson Ranch, Calif./West Ranch
77	Jazmine Hill	OF	R/R	5-8	So.	Norwalk, Calif./Gahr

PITCHERS

No.	Name	Pos.	B/T	Ht.	Yr.	Hometown (Prev. School)
14	Madison Preston*	LHP	L/L	5-9	Sr.	Centralia, Mo./Centralia/Univ. of Alabama
8	Marissa Schuld*	P/UTL	R/R	5-3	Jr.	Scottsdale, Ariz./Pinnacle/Univ. of Arizona
11	Allison Royalty	RHP	R/R	5-7	Fr.	Corinth, Texas/Home School
50	Cielo Meza	RHP	R/R	5-7	R-5th.	Fillmore, Calif./St. Bonaventure/Long Beach State
18	Lindsay Lopez	LHP/UTL	L/L	5-9	So.	San Tan Valley, Ariz./Poston Butte

CATCHERS

No.	Name	Pos.	B/T	Ht.	Yr.	Hometown (Prev. School)
9	Macy Simmons	C	R/R	6-0	So.	Chandler, Ariz./Hamilton
23	Maddi Hackbarth	C	R/R	5-8	5th Yr.	Oakdale, Calif./Oakdale/Fresno State
44	Harleigh Braswell	C/UTL	R/R	5-6	Fr.	Sutter Creek, Calif./Amador

DESIGNATED PLAYER

No.	Name	Pos.	B/T	Ht.	Yr.	Hometown (Prev. School)
30	Allison (Alli) Tatnall	OF	L/R	5-3	5th Yr.	Windsor Hills, Calif./El Segundo

Infielders: 9 (2 Fr., 1 So., 3 Jr., 3 Sr.)

Outfielders: 8 (1 Fr., 3 So., 3 Jr., 1 5th Yr..)

Pitchers: 5 (1 Fr., 1 So., 1 Jr., 1 Sr., 1 5th Yr.)

Catchers: 3 (1 Fr., 1 So., 1 Fifth Year)

Designated Players 1 (1 5th Yr.)

* not playing in 2021

2021 SUN DEVIL SOFTBALL ROSTER



**YANNIRA
ACUNA**
OF | L/R | JR.



**STELLA
BENNETT**
OF | L/R | SO.



**HARLEIGH
BRASWELL**
C/UTL | R/R | FR.



**EMILY
CAZARES**
OF | R/R | FR.



**DENAE
CHATMAN**
INF | R/R | SR.



**KINDRA
HACKBARTH**
OF | L/L | 5TH



**MADDI
HACKBARTH**
C | R/R | 5TH



**HALLE
HARGER**
INF | R/R | R-JR.



**MAKENNA
HARPER**
OF | L/L | JR.



**JAZMINE
HILL**
OF | R/R | SO.



**BRITTANY
HOLLAND**
INF | R/R | R-JR.



**KIARA
KENNEDY**
INF | R/R | SR.



**BELLA
LOOMIS**
INF | L/R | SR.



**LINDSAY
LOPEZ**
P/UTL | L/L | SO.



**MAILEY
MCLEMORE**
UTL | R/R | JR.



**CIELO
MEZA**
P | R/R | R-5TH



**OLIVIA
MILLER**
OF | L/R | JR.



**SAVANNAH
PRICE**
INF | R/R | FR.



**ALLISON
ROYALTY**
P | R/R | FR.




**MARISSA
SCHULD**
P/UTL | R/R | JR.



**MACY
SIMMONS**
C | R/R | SO.



**ALLISON (ALLI)
TATNALL**
DP | L/R | 5TH



**ALYNAH
TORRES**
INF | R/R | SO.



**JORDYN
VANHOOKE**
OF | R/R | SO.



**KRISTIANA
WATSON**
INF | R/R | FR.



MEET THE STUDENT-ATHLETES



YANNIRA ACUÑA

24

JR. | OUTFIELD | L-R

Tucson, Ariz. | Salpointe Catholic High School

HIGHLIGHT REEL

SOPHOMORE (2020)

- Started seven of the thirteen games she played during the shortened season
- Collected her first home run of the season - her fourth career - on Mar. 7 against Kansas.
- Added to ASU's high-powered offense with five runs and two RBIs on three hits for the season
- Finished the season with a .923 fielding percentage

FRESHMAN (2019)

- Acuña was a regular in the ASU lineup during 2019, appearing in mainly the DP spot in her 40 games played.
- The dangerous Acuña showed power at the plate through her freshman campaign, connecting on 12 extra-base hits including three homers on the season.
- Hit her first collegiate home run on February 9th against Weber State, and connected on her first collegiate grand slam against Stanford on April 26th.
- Ended her first season of college softball with a .271 batting average, with 23 hits in her 84 plate-appearances.



TWEETABLES

@yanniraacuna

- Yanni is one of 10 players on the 2021 roster that hail from the great State 48.
- Yanni is fluent in both English and Spanish and has dual citizenship in the U.S. and Mexico.
- Past Sun Devil she would like to watch compete is Pat Tillman
- The book about Yanni's life would be called 'It's Her World, We Are Just Living In It'
- Most exciting game to be a part of: Northwestern walk off win in 2020





STELLA BENNETT

20

SO. | OUTFIELD | L-R

Corona, Calif. | Santiago High School

HIGHLIGHT REEL

FRESHMAN (2020)

- Out for season with injury

PRIOR TO ASU

- A four-year member of the varsity team at Santiago High School
- Offensive player of the year and team captain her final three seasons
- A member of the SoCal Sidelines 2018 All-Inland Empire Team after an outstanding junior season.
- Made First Team All-League in her last two seasons and competed for the club OC Batbusters, where she has helped the team qualify for four National Premier Fastpitch Showcase all four years as a starter
- Her sister, Alexis Bennett, played softball at UCLA (2013-16) and was a First Team All-Pac 12 selection
- Several factors drew her to ASU including the research college, a family environment, athletic excellence, and the academic standards
- Chose ASU over UCLA, Oregon, and Washington



TWEETABLES

@stell_bennett

- Walk-up song is Walking On A Dream by Empire of the Sun
- "A day without laughter is a day wasted." - Charlie Chaplin
- The person who has had the biggest influence on Stella's career is her dad
- If someone wrote a book about Stella's life it would be titled, 'How Stella Kept Her Groove'
- First concert was Eric Church at Staples Center





HARLEIGH BRASWELL 44

FR. | CATCHER/UTILITY | R-R

Sutter Creek, Calif. | Amador High School

HIGHLIGHT REEL

HIGH SCHOOL

- A multi-sport athlete out of Amador High, Braswell has been a standout athlete on the softball diamond as well as the soccer field, while also excelling in the classroom.
- A three-year varsity letter winner, Braswell entered her final season of high school softball having played in 68 games, where she has hit at a .545 clip
- Braswell has tallied 56 extra-base hits, including 21 home runs.
- Braswell was awarded co-offensive MVP honors by her team, while also collecting a First-Team All-League honor.
- She would follow that effort with a Second-Team All-League honor the very next year while being tabbed a First-Team All-League honoree for the second time.

PERSONAL

- When not playing softball, Harleigh enjoys singing and playing the guitar, while also competing on the soccer field
- She says playing for the ASU coaching staff, as well as the college-town atmosphere of the City of Tempe, were key factors her decision to become a Sun Devil.
- Harleigh says her academic interests are math, specifically trigonometry, and calculus, while also being interested in ceramics.

FOLLOW THE FRESHMAN

TWITTER

@Harleigh_33

INSTAGRAM

@harleigh.braswell



TWEETABLES

- Harleigh's favorite TV show is Grey's Anatomy.
- The people who have had the biggest influence on her career are her parents, her coaches, and her teammates.
- Her walk up song is Hot by Young Thug.

GET TO KNOW

HARLEIGH
BRASWELL



CLASS
FRESHMAN

HOMETOWN
SUTTER CREEK, CA

HIGH SCHOOL
AMADOR

**HOBBIES OUTSIDE
OF SOFTBALL**
PLAY THE GUITAR AND
PIANO AND ENJOY
CHASING SUNSETS



**GAMEDAY
SUPERSTITIONS**
LISTEN TO THE SAME
PLAYLIST BEFORE EACH
GAME

WARMUP SONG
A LOT - 21 SAVAGE

**WHAT SOLD
YOU ON ASU**
COACH FORD, 100%

BALLPARK FOOD
CORN DOGS



EMILY CAZARES

35

FR. | OUTFIELD | R-R

Clovis, Calif. | Buchanan High School

HIGHLIGHT REEL

HIGH SCHOOL

- Last season, Cazares was a standout outfielder with Buchanan HS, finishing the season with a .486 batting average that included 21 extra-base hits.
- She collected TRAC Player of the year honors with her high school's varsity team.
- She accounted for 20 RBI and 10 stolen bases, leading Buchanan to a share of the Tri-River League championship and a 24-4 record on the year.
- She also helped Athletics-Mercado/Smith win the PGF 18U Premier national championship in 2019.
- Cazares batted .486 with five doubles, eight triples, eight homers, 32 runs scored.
- Cazares has been ranked No. 71 in the 2020 Extra Elite 100 and No. 65 in the FloSoftball top 100

PERSONAL

- In her free time, Emily, a self-proclaimed sneakerhead, says she enjoys painting and dancing.
- Her academic interests include anatomy, economics, and psychology.
- Emily says the two main things that drew her to ASU were the coaching staff and the environment on campus as well as in the softball program.

FOLLOW THE FRESHMAN

TWITTER

@emiiisabellaa

INSTAGRAM

@emilyycazares



TWEETABLES

- Gameday superstition: left sock goes on before right
- Would want to meet Serena Williams for all of her work for women in sports
- Emily has eight siblings
- Biggest hero is her parents





DENAE CHATMAN

33

SR. | INFIELD | R-R

Goodyear, Ariz. | Millennium High School

HIGHLIGHT REEL

JUNIOR (2020)

- Started all of the Sun Devils' 29 games as first baseman in 2020 - a continuation of her role last season
- Batted a .299 with a .453 on-base percentage and an impressive .537 slugging percentage.
- Denae continued to produce from the batter's box during her 67 at-bats, the junior connected on 20 hits and notched 16 runs with 13 RBI.
- Her 16 runs in 29 games played in 2020 outpaces her freshman mark at 13 runs in 43 games played.
- She hit five home runs, including in back-to-back games at Mary Nutter against Auburn and New Mexico.
- Chatman was walked a monumental 19 times by opposing teams.

SOPHOMORE (2019)

- Took over as the Sun Devils everyday first baseman, playing and starting all 55 games in 2019 at the position
- Continued to hit for power in 2019, connecting on 21 extra-base hits, including 12 homers on the season
- Concluded her sophomore campaign with an impressive .580 slugging percentage
- Turned in a three-hit outing against Stanford on April 26, setting a new single-game career high for hits
- Finished the year with two games with five or more RBI, including a five RBI performance against conference foe Cal on May 5th.

FRESHMAN (2018)

- Honored as one of the top 15 freshman in the Pac-12, earning a place on the 2018 Pac-12 All-Freshman Team.
- Paced the Sun Devils with a team-high .663 slugging percentage, and fifth in batting average (.292).
- Ended the 2018 season on a nine game hitting streak, finishing 9-for-28 with an impressive 10 RBI's in that stretch of games.
- On May 4th, Chatman delivered a 2-for-3 display as she blasted a go-ahead two run home run to beat Stanford (5/6).
- Tallied a season high three RBI against Utah in game one of the three-game road series (4/27).
- Accumulated 15 extra-base hits in only 89 at bats in the 2018 season.
- In a matchup against conference foe and first ranked UCLA, Chatman smashed a pair of home runs to end the 2018 regular season.
- Recorded four home runs against top-5 teams (Oregon, UCLA).



TWEETABLES

- Denae is one of 10 players on the 2021 roster that hail from the great State 48 and one of six who grew up in the Phoenix Valley.
- The 19 walks in 29 games issued to Chatman in 2020 is only five away from her total walks (24) in 2019.
- Chatman's on-base percentage in the shortened 2020 season was a full mark higher than her lowerclassmen years (.453 in 2020; .372 in 2019; .304 in 2018).





KINDRA HACKBARTH 22

5TH YR. | OUTFIELD | L-L

Oakdale, Calif. | Oakdale High School

HIGHLIGHT REEL

SENIOR (2020)

- Ranked sixth in Softball America's Top 100 and made First Team All American
- Launched six home runs in the abbreviated season, finishing second on the team
- Her 11 doubles led the team and checked in as the second-most in the Pac-12
- Led the Sun Devils with 39 hits and 66 total bases to rank at the top of the Pac-12 and in the top ten nationally
- Posted 32 runs to lead the Sun Devils and rank third nationally
- Finished the season with a .433 batting average (team leader) and .795 slugging percentage (third on team)
- Notched 27 RBIs, 10 extra bases, and 11 walks
- One of five players to have started all 29 games for the Sun Devils

JUNIOR (2019)

- Emergenced as one of the nation's premier hitters in her junior campaign
- Ranked second on the team with 16 home runs
- Her .412 batting average led the prolific Sun Devil offense through the 2019 season
- Kindra's 70 hits through the season also led the ASU offense in 2019, as did her .500 on-base percentage and her .841 slugging percentage
- Her 1.20 runs per game ranked third in D-1 Softball, and led all players in the Pac-12 in 2019
- Her 18 doubles led the team, and checked in as the third most among Pac-12 hitters
- Named to the All-Pac-12 First team, as well as the NFCA All-Region Second Team, before being named a Third Team All-America by the organization

SOPHOMORE (2018)

- Selected to the all Pac-12 Second Team and NFCA All-West First Team honors in her first season with the Sun Devils.
- HackbARTH was instrumental in the team's offensive success, completing her sophomore campaign leading the team in batting average (.368), hits (74) and triples (5).
- Played a key part in a win against BYU (3/31) as she tied her previous career high of four RBIs, coming way by her first career grand slam.
- The sophomore compiled 74 hits in her 170 at bats, marking the most hits in a season since Amber Freeman recorded 79 in 2015.
- Recorded a multi-hit game in six straight outings spanning from 4/22-5/4 while batting an incredible .522 average in that time.
- During postseason action, HackbARTH accrued an efficient 9-for-22 from the plate, four RBI and one home run.
- One of three Sun Devils to have started all 61 games in the 2018 season.
- Her five triples marked the fourth most all-time in ASU history in a season and the first time a batter recorded five or more triples since 1995 (Jayme Jenkins).

FRESHMAN (2017 at Fresno State)


- Played in 44 games with seven starts, playing mostly in right field.
- Started six games in right field and one as the designated player.
- Hit .237 on the season with a .256 on-base percentage and .342 slugging percentage, mostly from the second spot in the lineup or as a pinch-hitter.
- Went 9-for-38, including a triple and two doubles, with four RBIs, 13 runs scored and a walk.
- Recorded 23 putouts and an assist without a fielding error.



TWEETABLES

@kindiboo

- Kindra graduated from ASU on Dec. 14, 2020 with a degree in Human and Family Development.
- If she could pick the brain of any coach it would be our very own @JeffHarger
- "If you fail to prepare, you've prepared to fail."
- If someone wrote a book about her life it would be titled, 'The one Everyone Overlooked'
- Most important thing family taught her: to live every moment to the fullest
- Pizza toppings: pepperoni, bacon & pineapple





MADDI HACKBARTH 23

5TH YR. | CATCHER | R-R

Oakdale, Calif. | Oakdale High School

HIGHLIGHT REEL

SENIOR (2020)

- Started in all 29 games she appeared in during the shortened season
- Lead the squad with nine home runs (No. 15 nationally), 32 RBIs (No. 9 nationally), and ranked second with nine doubles
- Ended the season with an incredible seven-game hitting streak, boosting her average to .350, one of the tops on the team
- Her .835 slugging percentage rank No. 1 in the Pac-12 and six sac flies topped the country
- Recorded a team-high 183 putouts and 19 assists for a .995 field percent age
- One of four Sun Devils in Softball America's Top 100 at No. 58 and made Third Team All American

JUNIOR (2019)

- Showed tremendous growth in her second season as a Sun Devil, topping her 2017 totals in batting average, hits, home runs, RBI, slugging percent age, on base percentage and walks.
- Led the ASU offense with 19 home runs on the season, a mark that tied for second all-time in a single-season in ASU softball history
- Enjoyed seven multi-hit outings, including three games with three hits
- Hit three home runs against Utah on 3/23, helping the Sun Devils secure an incredible come-from behind win to complete the series sweep of the Utes
- Anchored a Sun Devil defense that held opposing hitters to just a .288 average at the plate
- Threw out 13 runners attempting to steal a base, and picked off a pair of base runners on the season

SOPHOMORE (2018)

- Opening the season, Hackbarth totaled her career best five RBI highlighted by her second career grand slam in a win against Purdue at the 2018 Kajikawa Classic.
- In the first five games of her sophomore season, Hackbarth was one of ASU's best hitters going 6 -for-14, with 12 RBI and two home runs.
- Recorded four multi-hit games in the span of seven games.
- Received the start in 55 matchups behind the plate for the Sun Devils.
- The catcher held a .998 fielding percentage with a team high 414 putouts, 159 assists, and just one error behind the plate.
- Maintained a good eye at the plate, finishing second on the team with 24 walks.
- Tallied 22 hits in the 2018 season with 10 coming way of extra bases.

FRESHMAN (2017 at Fresno State)

- Appeared in 26 games, starting 20 at catcher.
- Had her season cut short due to injury.
- Finished the year with a .243 on-base percentage and .292 slugging percentage, mostly from the seventh and fifth spots in the lineup
- Hit 12-for-65, including two home runs and a double, with 10 RBIs, five runs scored and four walks
- Hit a grand slam against Idaho State on Feb. 25
- Hit her other home run and notched a double against Oregon on Feb. 10
- Her second two-hit game came against Long Beach State on March 2.



TWEETABLES

- Maddi continues the chase to lead the program's all-time single-season home run record which is topped by Cheyenne Coyle (2013) and Kaitlin Boyd (2009) with 20 dingers.
- Maddi nearly reached the threshold during the 2019 season when the then-junior hit 19 over the fences.
- With her 19 long balls in 2019, Maddi is tied for 2nd in program history with Katelyn Boyd (2012) and Annie Lockwood (2011).
- Maddi ideated the team's slogan 'On The Boat' that started in 2020





HALLE HARGER

2

R-JR. | INFIELD | R-R

Hanford, Calif. | Hanford West High School

HIGHLIGHT REEL

REDSHIRT SOPHOMORE (2020)

- Ranked sixth in Softball America's Top 100 and made First Team All American
- Played in 15 games in the condensed season with eight starts
- Scored her first run as a Sun Devil against Detroit Mercy on Feb. 15 and connected on her first home run as a Sun Devil against New Mexico on Feb. 21
- Had seven runs on eight hits including one double and seven RBIs - led all non-starters
- Boasted a .571 slugging percentage and a .536 on-base percentage
- Hit perfectly as a pinch hitter - completing the season with a 1.00 batting average in pinch situations
- Consistently advanced runners during her at-bats, improving the Sun Devil scoring position 11 out of 17 times for a team-high .647 percentage.
- Ended the season with a .960 field percentage

SOPHOMORE (2019 at Boise State)

- Appeared in seven games on the season, making two starts at designated player before sitting out the remainder of the season in early March
- Made three appearances as a pinch hitter at the Stacy Winsberg Memorial Tournament (Feb. 15-17)
- Batted in a run in three at-bats against Michigan State (Feb. 23)
- Saw action at second base against UIC (March 2).

FRESHMAN (2018 at Boise State)


- Appeared in 38 games while making 25 starts in her freshman season
- Batted .193/.318/.223 while recording the first hit and home run for Boise State on the season
- Went 2-for-3 in her collegiate debut, batting in two runs and having a sacrifice fly against South Dakota.
- Hit her first career home run, a grand slam, against Indiana (Feb. 9)
- Carded a career high six putouts against Iowa State (Feb. 16)
- Hit her second grand slam of the season against Montana in a Boise State win on March 4.



TWEETABLES

@HalleHarger

- Diagnosed with cancer in late 2017, Halle took time away from softball while at Boise State. After treatment, Halle was declared cancer free on June 4, 2018.
- If she could pick the brain of any coach it would be @ASUFootball Head Coach Herm Edwards
- Happiest Halle has ever been in a game was her first homer after beating cancer (in 2020 season).
- The biggest influence on her career is her dad, assistant coach Jeff Harger.





MAKENNA HARPER

55

JR. | OUTFIELD | L-L

Stevenson Ranch, Calif. | West Ranch High School

HIGHLIGHT REEL

SOPHOMORE (2020)

- Started all but one of the twenty-three games played in the abbreviated season
- Hit her first collegiate home run - a grand slam - against Wright State on March 5
- Harper held a .435 slug percentage with a .426 on-base percentage
- Completed the season with perfect stolen base attempts
- Recorded a 1.000 fielding percentage with 21 putouts and one assist

FRESHMAN (2019)


- Made four starts for ASU during the season
- Made her first appearance in the maroon and gold on Feb. 9 in an ASU win over Kansas
- Scored nine runs on the season, crossing the plate for the first time in her collegiate career on Feb. 22 in a Sun Devil win over No. 21 Texas A&M
- Finished the season with a pair of hits, her first coming in a win over New Mexico State on March 8th



TWEETABLES

@makennaharp

- If she could have dinner with anyone, anywhere, she would dine with Pres. John F. Kennedy on Air Force One.
- Fav song from fav artist: Keep Me In Mind, by Zac Brown Band
- Least favorite chore: dishes
- Favorite era is the 1980s because of the clothes & cars
- Most played song: Little Rain, by Morgan Wallen
- Bucket list item: to go skydiving
- Pizza toppings: just cheese :)





JAZMINE HILL

77

SO. | OUTFIELD | R-R

Norwalk, Calif. | Gahr High School

HIGHLIGHT REEL

FRESHMAN (2020)

- Ranked sixth in Softball America's Top 100 and made First Team All Ameri-
- Started in all 29 games, making her way up to second in the batting lineup, during the shortened season
- Her first hit in her first at-bat as a Sun Devil was a home run on Feb. 7 against Portland State
- Tied third on the team with a total of five home runs
- Ended the season with a .358 batting average and 29 hits in her 81 plate-appearances
- Hill's 31 runs are ranked No. 1 in the nation amongst freshmen and No. 5 overall
- Her two triples tied for the team-high

HIGH SCHOOL


- A versatile athlete from Gahr High School, Hill played her club ball for the Richardson Team at So Cal Athletics
- Four-year member of the varsity squad at Gahr High School where she recorded 107 runs on 116 while adding 74 RBI
- Finished her senior season with an incredible .552 batting average in her 67 at-bats
- Flosoftball slotted her at No. 40 in their 2019 Hot 100 Rankings
- No. 32 national prospect in the Extra Inning Top 100 and ranked as the No. 51 overall prospect in the SoCal Sideline Super 100
- Recipient of the 2017 Coaches Award and 2017 Award of Excellence
- Chose ASU over Florida Gulf Coast, Boise State, and Utah.



TWEETABLES

@Jazmine_h77

- Happiest Jaz has been after a game was her first home game where she scored a home run in her first collegiate at-bat
- Walk-up song: Joy N'Pain by Rob Base
- "You will face many defeats in life, but never let yourself be defeated."
- If Jaz was a TV character, she would be Sandy Cheeks from Spongebob Squarepants
- Similarly, if she could only watch one show for the rest of her life, it would be Spongebob
- Pizza topping: jalapeños





BRITTANY HOLLAND

12

R-JR. | INFIELD | R-R

Gilbert, Ariz. | Mesquite HS/UL Lafayette

HIGHLIGHT REEL

REDSHIRT SOPHOMORE (2020 AT ULL)

- Returned to action after recovering from a second consecutive season-ending knee injury
- Appeared in 11 games, garnering seven starts ... primarily competed at third base, with five starts at the position, but got a look at first base before the COVID-19 pandemic ended the season on March 12
- Picked up four hits in 14 plate appearances, including her first home run as a Ragin' Cajun and at the Division I level
- Tallied eight assists against only one error in seven appearances at third base ... of the five RBI posted, all were driven in during games she started ... sported a .583 slugging percentage, which ranked second amongst the team's reserves ...
- Notched a base hit in both appearances during opening weekend, highlighted by a grand slam vs. UTSA on Feb. 8 which brought the game into run-rule territory at 11-0
- Subbed in defensively during the 2-1 win over No. 7 Louisiana State at Lamson Park, and fielded both chances that came her way
- Started at third base both games at No. 3 Texas
- Started at first base in Game 2 vs. Sam Houston State on March 11, driving in a run and scoring a season-high two runs.

SOPHOMORE (2019 AT ULL)

- Injured in preseason practice ... did not play the entire season, taking a redshirt.

- 2018 (Sophomore at University of Louisiana at Lafayette)
- Appeared in three games before sustaining a season-ending knee injury on Feb. 9 vs. Evansville
- Received a medical hardship to preserve her eligibility
- When the injury occurred, she was hitting .571 (4-for-7), had at least one hit all three games and had driven in three runs
- Drew Louisiana even in the season opener vs. Samford with a sacrifice fly in the second inning, then added insurance with a run-scoring single in the third inning that upped the lead to 5-1
- Had a multiple-hit game, going 2-for-3, on Feb. 9 vs. Eastern Illinois – the only player in the contest with multiple hits.

FRESHMAN (2017 AT CENTRAL ARIZONA COLLEGE)

- Was one of the most productive freshmen on offense in the country during the 2017 season, playing at Central Arizona College
- Led Central Arizona with a .471 batting average, 15 home runs and 81 RBI
- helped guide Central Arizona to the Region 1 championship and a quarterfinal finish at the NJCAA College World Series.
- Named an NJCAA first team All-American. Also received first team all-conference and all-region honors from the Arizona Community College Athletic Conference (ACCAC)



TWEETABLES

@brittanykayyy11

- If Brittany could meet any pro athlete it would be Michael Jordan, the greatest competitor of all time
- Warm-up song: Butterfly Effect by Travis Scott
- Best softball memory: hitting a grand slam in her first weekend back from two knee surgeries
- Hobby: fishing
- Chose jersey number because her dad wore No. 13 and her mom wore No. 11, so she picked in-between
- Biggest hero: Dad and Papa for shaping who she is on and off the field





KIARA KENNEDY

3

SR. | INFIELD | R-R

Phoenix, Ariz. | Desert Vista High School

HIGHLIGHT REEL

JUNIOR (2020)

- Took over as the Sun Devils everyday third baseman, starting 26 of her 27 game appearances
- Tied third on the team with five home runs in addition to an impressive .542 slugging percentage
- In 59 at-bats, Kennedy totaled 14 runs on 13 hits with four doubles and 14 RBIs
- Finished the season with 24 putouts and 29 assists for a .914 field percentage, over a .10 percent improvement from the prior season

SOPHOMORE (2019)

- Played in 40 games during her first season as a Sun Devil, including 35 appearances in the starting lineup, playing at both third base and DP
- Carded 23 hits in her 84 at-bats to end the season with a .274 average
- Picked up her first hit in the maroon and gold with a double against San Diego on 2/17
- Her first home run came just a few weeks later in a big spot in ASU's win over JMU on 3/7
- Played in all four of ASU's postseason contests, recording three hits and scoring three runs

FRESHMAN (2018 at Utah Valley)

- Played in a total of 14 games with three starts on the year (two at DP and one at 3B)
- Hit .083 (1-for-12) with three runs scored and a pair of walks
- Went 1-for-5 with a single in a win over St. John's on March 10
- Scored a trio of runs on the year in pinch running appearances.



TWEETABLES

@keeeeks03

- The biggest influence on Kiara's career has been her parents.
- Fav TV show is Spongebob because she relates to his goofiness.
- Teammate Jazmine Hill and Kiara are distant cousins.
- First concert attended was the Cheetah Girls!
- Transferring schools and coming to ASU as a walk-on are the hardest things she's faced.
- Most played song: Enjoy Yourself by Pop Smoke





BELLA LOOMIS

10

SR. | INFIELD | L-R

Chandler, Ariz. | Hamilton High School

HIGHLIGHT REEL

JUNIOR (2020)

- Loomis continued to shine, making even the most difficult plays at second base look routine in her 24 games played in the shortened season
- Finished the season with career-highs in her batting average (.322) and on-base percentage (.475)
- Her .593 slugging percentage was one of the highest on the team with 19 hits, three doubles, two triples, and three home runs on the year
- Recorded a .951 fielding percentage with 41 putouts and 25 assists
- Her average .71 walks per game rank fifth and total season sac flies rank second in the Pac-12

SOPHOMORE (2019)

- Loomis played and started every game at second base for ASU in the 2019 season
- Finished her second season as a Sun Devil with 43 hits, including 24 for extra bases
- After not hitting a home run in her freshman season, Loomis showed a pension for power with 10 long balls in her sophomore campaign
- Ended the 2019 season with a .662 slugging percentage, a mark that ranked fourth on the team, and third among players returning to the roster in 2020
- Hit her first collegiate home run against Utah State on 2/17
- Carded her first multi-home run outing against Princeton on 3/2, before accomplishing the feat again in a Sun Devil win over South Dakota on 3/10
- Finished the season with 12 multi-RBI outings, including a team-leading two games with five or more RBI

FRESHMAN (2018)

- The freshman infielder appeared in 43 games, getting the start in 28 outings.
- The Chandler native collected a season high three-hit game in a win against Oregon State on April 8th.
- In her first season, Loomis held a .233 average with a .333 on base percentage.
- She completed the 2018 season with a perfect three-for-three on stolen base attempts.
- In the field, she recorded a .964 fielding percentage with 35 putouts and 41 assists.
- Drew 14 walks, a mark that ranked fourth best on the team following the season.



TWEETABLES

@bellaloomis

- If Bella could have dinner with anyone, anywhere it would be Bob Goff at Disneyland.
- "Always stay humble and kind."
- Her family always tells the story about how she fell in a cactus as a kid.
- If she had to, she could watch only The Office for the rest of her life.
- Pizza toppings: pepperoni, sausage, sometimes pineapple.
- Dream career is to work with and mentor student-athletes academically





LINDSAY LOPEZ

18

SO. | PITCHER/UTILITY | L-L

San Tan Valley, Ariz. | Poston Butte High School

HIGHLIGHT REEL

FRESHMAN (2020)

- Played nine games of the condensed season with two starts as pitcher
- Recorded two wins and zero walks on the year
- Made her first appearance in the circle against Western Michigan on Feb. 8
- Finished the season with a .55 ERA with six strikeouts and one earned run, the lowest amongst PAC-12 pitchers who have started a game
- Hit her first collegiate home run against Maryland on March 1

HIGH SCHOOL

- Two-way varsity standout from Poston Butte High School, Lopez was a four-year starter who is a three-time All-Conference First Team Selection and received both 4A and 5A Division honors after her school moved to a higher Division
- The four-time All-Region First Team selection was tabbed as the 2018 Region Offensive Player of the Year as well as the 2016 Region Player of the Year
- Awarded with Team MVP honors in both the 2017 and '18 seasons, and was the Rookie of the Year during her freshman season
- Named the 2018 PinalCentral Player of the Year, awarded to the best player in Pinal County, by the Casa Grande Dispatch
- A career .513 batting average, .595 OBP, and a .883 SLG...blasted 20 home runs and drove in 153 runs...made her presence felt immediately at the high school level, posting a .520 batting average with seven home runs and 54 RBIs in 32 games...has enjoyed a brilliant career on the mound, posting a 51-19 record and a 1.07 ERA...struck out 711 batters in 452.2 innings



TWEETABLES

@lindsay_lopez18

- Happiest Jaz has been after a game was her





MAILEY MCLEMORE **43**

JR. | UTILITY | R-R

San Mateo, Calif. | Carlmont High School

HIGHLIGHT REEL

SOPHOMORE (2020)

- Played in 13 games in the condensed season, starting as DH against Detroit Mercy on Feb. 15
- Scored five runs on two hits with one double and three RBIs for the season

FRESHMAN (2019)

- Her freshman season at Foothill College, she led the California Community College Athletic Association in batting average hitting .570
- A difference maker at the plate and on the mound, as she posted a 23-10 record along with a 2.15 ERA in 37 career starts.



TWEETABLES

@MaileyMclemore

- If Mailey could go back and watch it would be the 1984 Super Bowl to watch her dad play.
- "Never be afraid to fail!"
- Growing up, she would get in trouble for fighting with her younger brother, Devon McLemore (now a Sun Devil Football student-athlete)
- Favorite sport to watch is football.
- If she could learn to do anything, it would be to play the guitar.





CIELO MEZA

50

R-5TH YR. | PITCHER | R-R

Fillmore, Calif. | St. Bonaventure High School

HIGHLIGHT REEL

REDSHIRT SENIOR (2020)

- Led the Sun Devils in the circle with 10 wins and a 1.93 ERA on the season
- Her 17 appearances and 14 strikeouts were also a team-high
- Started 13 games of the abbreviated season, throwing 91 strikeouts in 74.1 innings pitched
- Ranked third in the Pac-12 with three shutouts and ten for total victories
- Claimed three complete shutouts of the team's nation-leading 13 shutouts to land on the nation's top-20 list
- Threw her first no-hitter as a Sun Devil on Feb. 9 against Seattle University, the first no-hitter thrown by a Sun Devil since 2018
- Recorded a season-high 14 strikeouts in no-hitter against Seattle to land in the top-10 of ASU's all-time strikeouts by a pitcher in seven innings
- Showed out in critical moments, allowing only 15 hits with two outs in 88 at-bats
- One of four Sun Devils in Softball America's Top 100 at No. 66

REDSHIRT JUNIOR (2019)

- Made strides through her first year as a Sun Devil, pitching a team-leading 98 innings, finishing the season with a 7-3 record while also adding a save on the year.
- Made her first start in the maroon and gold in ASU's hard fought loss to Missouri in the second half of an opening day doubleheader.
- Pitched a season-high seven innings in an ASU win over Cal on May 3.
- Struck out a season-high 11 in a win over Utah State on Feb. 17
- Secured the Sun Devil's opening round win at the 2019 Tuscaloosa regional, holding the Bison to just four hits in her first postseason appearance for ASU.
- Tallied 78 strikeouts on the season, including 45 strikeouts in Pac-12 play.

REDSHIRT SOPHOMORE (2018 at LBSU)

- Enjoyed a phenomenal season, posting a 22-4 overall record with a 1.48 ERA and 217 strikeouts, leading the Big West in all three triple crown categories
- For her efforts, Meza was honored as the Big West Pitcher of the Year, and also earned first-team All-Big West honors
- Meza pitched a pair of no-hitters, including one against No. 21 Minnesota, and broke the Long Beach State single-game record with 17 strikeouts against Hawai'i
- The sophomore becomes the ninth different player from Long Beach State to be named Pitcher of the Year

- Started the season with a dominant performance, striking out 12 with two hits allowed in a complete game win over Louisiana Tech
- Tied her career high with 15 strikeouts in a complete game win over Iowa State
- Earned the win with another complete game against No. 12 Auburn, striking out 12
- Threw the second no-hitter of her career against #21 Minnesota, striking out 11 in a 1-0 LBSU victory
- Pitched her sixth complete game shutout of the season at LMU, allowing two hits and striking out seven in the road victory
- Saw her last action of the season in the Beach's opening game of the 2018 Tempe Regional.

REDSHIRT FRESHMAN (2017 at LBSU)

- Named the Big West Freshman Pitcher of the Year and a first-team All-Big West selection despite missing nearly all of non-conference play.
- Also named to the Big West All-Freshman team
- Ranked 20th in the nation with a 1.26 ERA
- Returned to action on March 28 and threw 24.1 scoreless innings before allowing a run
- Struck out 56 batters in 13 appearances, totaling 66.2 innings pitched on the season
- Started 12 games, throwing five shutouts
- Pitched a no-hitter in the finale at UC Riverside, striking out seven batters in the seven inning victory

FRESHMAN (2016 at LBSU)

- Qualified for a medical redshirt after a season-ending injury in early March
- Pitched extremely well in her limited appearances, striking out 85 batters in 14 appearances
- Went 6-6 with a 2.59 ERA while finishing the season with 67.2 innings pitched
- Ranked in the nation's Top 20 in strikeouts per seven innings, averaging 8.8
- Made her collegiate debut against Syracuse, pitching a complete game with 13 strikeouts and allowing three hits and one unearned run in a 1-0 loss



TWEETABLES

@cielomeza50

- The no-hitter against Seattle in 2020 was the happiest C's ever been in a game.
- Walk-up song: Bossy by Kelis
- Past Sun Devil she wishes she could have watched compete is Katie Burkhart.
- "Winners aren't people who never fail, but people who never quit."
- Biggest influence on her career is her Dad, Rafael (see feature story, "Somebody's Hero" on Cielo's bio page)
- Dream job is to become a firefighter





OLIVIA MILLER

13

JR. | OUTFIELD | L-R

Tempe, Ariz. | Corona Del Sol High School

HIGHLIGHT REEL

SOPHOMORE (2020)

- Played in 19 games in the abbreviated season, stealing three bases and scoring eight runs - the most out of all non-starters
- Ended the season with a .500 slugging percentage and .667 on-base percentage

FRESHMAN (2019)

- Played in 33 games in 2019, mainly entering as a pinch-runner
- Scored her first run as a Sun Devil against Kansas on 2/9
- Matched her number with 13 runs on the season
- Stole six bases in her seven attempts on the year

IN THE NEWS

- Amid the pandemic, Olivia spearheaded Sun Devil Athletics' voting initiative which aimed to get every eligible student-athlete registered to vote in the 2020 election.
- Due to her efforts (that started in March 2020), 450 Sun Devil student-athletes registered to vote and had the opportunity to vote in the election.
- For her efforts, Olivia was awarded Voice in Sports 2020 Visionaries which acknowledges athletes who use their voice to drive change.




TWEETABLES

#TwitterlessLiv

- Fav song by fav artist: Everywhere by Fleetwood Mac
- "The arc of the moral universe is long, but it bends towards justice." -MLK
- The book on Olivia's life would be titled, 'Is This even a Biography?: It Should Be A Screenplay'
- Liv is the team's reigning in-game Pick Your Pocket Challenge Champion
- Dream job: Criminal Defense Attorney
- Choice of dinner with anyone, anywhere.. Princess Diana, at the royal palace, of course




With the presidential election rapidly approaching, @ASUSoftball outfielder Olivia Miller took the initiative and helped make sure 100% of the student-athletes on campus were registered to vote: b.link/mgheb



12:00 PM · Sep 23, 2020

168

32 people are Tweeting about this





SAVANNAH PRICE

16

FR. | INFIELD | R-R

Rio Linda, Calif. | East Nicolaus High School

HIGHLIGHT REEL

HIGH SCHOOL

- A three-time All-State Team recipient by Cal-Hi, Price appeared in 100 varsity games for the Lady Spartans
- She is a two-time Mid-Valley League MVP. In her freshman season, Price appeared in 32 games where she hit at a .486 clip with 51 hits and 49 RBI's
- Sophomore season Price posted a .590 batting average with 62 hits and 58 RBI on the season, a feat that earned her Mid-Valley League Co-MVP honors, as well as a Northern Section First-Team honor to accompany a Sac Bee All-Metro honorable mention nod
- The talented infielder would go on to post a .500 batting average, .609 OBP and a .987 SLG percentage last season, culminating in being named to the Mid-Valley League First-Team, and to the Northern Section First-Team.

PERSONAL

- When not on the softball field, Price was an active member of the FFA where she raised pigs.

FOLLOW THE FRESHMAN

TWITTER

@savylou16

INSTAGRAM

@savyprice16



TWEETABLES

- Savy would choose to meet Derek Jeter out of any pro athlete cuz he's the best SS of all time!
- Chose to wear No. 16 to honor her cousin who introduced her to the game of softball
- Mom is her biggest hero and idol
- Dream vacation: Bahamas and swimming with the wild pigs



**GET
TO
KNOW**
SAVANNAH PRICE



CLASS
FRESHMAN

HOMETOWN
RIO LINDA, CA

HIGH SCHOOL
EAST NICOLAUS

**FAVORITE
PLACE TO EAT
IN ARIZONA**
ANY BURGER PLACE!



**GAMEDAY
SUPERSTITIONS**
TAPE ON MY LEFT WRIST
NEW BRAID EACH GAME

WARMUP SONG
THUNDERSTRUCK-ACDC

FUN FACT
I RAISE PIGS
BACK HOME

**BALLPARK
FOOD**
HOTDOGS
SNICKERS



ALLISON ROYALTY

11

FR. | PITCHER | R-R

Corinth, Texas | Home School

HIGHLIGHT REEL

HIGH SCHOOL

- In 2018 Extra Innings ranked Royalty the No. 38 player in the class of 2020, and this season, FloSoftball recognized her as the No. 4 prospect in the class
- A dominant right-hander, Royalty helped lead the Athletics Mercado/Smith 18u club team to a 2019 PGF 18u Premier National Championship
- She also aided her team to a second-place showing at the IDT Boulder Tournament

PERSONAL

- Royalty says a major draw to competing at ASU was the vision the coaching staff has for the program
- She also cited the academic support and opportunities afforded to Sun Devil student-athletes as another major factor in her decision to become a Sun Devil
- When she arrives on Campus, Royalty plans to pursue a degree in Canine Rehabilitation Therapy and Physical Therapy. She hopes to one day become a Canine Rehabilitation Therapist
- When not playing softball, Royalty enjoys hiking with her dog, weight training and volunteering at animal shelters.

FOLLOW THE FRESHMAN

TWITTER

#TwitterlessRoyalty

INSTAGRAM

@allison_royalty



TWEETABLES

- Favorite ballpark food are ice cream sandwiches
- Allison hopes to win the Women's College World Series with the Sun Devils while leaving a mark as someone that can be counted on to work their hardest
- Allison is a huge music buff - no matter where she is, she'll have music playing

GET TO KNOW

ALLISON ROYALTY



CLASS
FRESHMAN

HOMETOWN
CORINTH, TX

HIGH SCHOOL
HOMESCHOOL

FAVORITE PLACE TO EAT IN ARIZONA
RAISING CANES

GAMEDAY SUPERSTITIONS
DON'T STEP ON THE CHALK BEFORE THE GAME STARTS

WARMUP SONG
OUTTA THERE - MOE

BEST SOFTBALL MEMORY
WINNING 18U PGF NATIONALS

LIFE MOTTO
I CAN AND I WILL





MARISSA SCHULD

8

JR. | PITCHER/UTILITY | R-R

Scottsdale, Ariz. | Pinnacle High School

HIGHLIGHT REEL

SOPHOMORE (2020 at University of Arizona)

- Emerged as Arizona's primary designated player, starting 15 of UA's 25 games at designated player.
- Finished fourth on the team with a .350 average in 40 at-bats.
- Hit a double and a homer, helping her to a .525 slugging percentage, fifth highest on the team.
- Drove in six runs and scored six of her own.
- Had a hit in first nine games she appeared in, the second longest hitting streak of any player on the team.
- Posted three multi-hit games, including her 2-for-3 day with a double, a homer and three RBI in her first career start in the lineup vs. Portland State (2/8).
- Also homered and drove in three runs vs. San Diego State (2/21).
- Drew a career-high two walks vs. Alabama (2/28).
- In the circle, made three scoreless appearances, allowing just two total hits in the process.

FRESHMAN (2019 at University of Arizona)

- Went a perfect 2-0 with a sparkling 0.48 ERA in the circle and eight strikeouts to just one walk.
- Did not walk a batter over her final three appearances.
- Pitched 14.2 innings over five appearances, including two starts.
- Won the only two games she started, vs. UC Santa Barbara (2/23) and UTEP (4/3).
- Did not allow an extra-base hit on the season.
- Made her Pac-12 debut vs. Oregon (3/16) and pitched a scoreless inning with one strikeout and one hit allowed.
- Scored a run at Utah (4/6), the first of her career.

- Pitching: 5 APP/2 GS, 2-0, 0.48 ERA, 8 Ks, 14.2 IP, .232 b/avg, .800 fld%)

HIGH SCHOOL (Pinnacle)

- A four-year letterwinner at Pinnacle High School in Scottsdale, Arizona under head coach Bobby Pena
- Named FloSoftball High School Player of the Year in 2018
- Named Arizona Gatorade Player of the Year in 2017 and 2018
- Two-time AZ Central Softball Player of the Year
- A first-team all-state, all-region, all-district and all-conference performer
- Named to the all-academic team in 2018
- In the circle, went 11-1 with a 0.74 ERA over 13 appearances as a senior and offensively hit .574 with 57 RBI, 12 doubles, nine triples, 16 home runs, a .626 on-base percentage and a 1.252 slugging percentage
- Owns career records in home runs (37), RBI (177) strikeouts (617) and victories (54) as well as single season records in home runs (16), RBI (57), victories (22) and strikeouts (248) at Pinnacle
- Led team to a 6A State Championship as a senior
- Competed for the Oro Valley Suncats in club ball and posted five top-eight finishes at PGF.



TWEETABLES

@marissaschuld17

- If she could learn to do anything, she would pick up how to fly a plane
- Most important thing her family taught her was to stay true to herself
- Pizza toppings: Pineapple, cheese, & pepperoni
- First concert was Justin Bieber
- Most played song: Laugh Now, Cry Later by Drake
- If she could be on a show, it would be American Ninja Warrior
- Most useful app: Starbucks





MACY SIMMONS

9

SO. | CATCHER | R-R

Chandler, Ariz. | Hamilton High School

HIGHLIGHT REEL

FRESHMAN (2020)

- Played in 14 games in the condensed season with one start
- Scored her first run as a Sun Devil on Feb. 15 against Detroit Mercy
- Ended her first season of college softball with three runs on four hits, including a double, six RBI and one sac-fly
- Recorded 36-for-38 for a .974 field percentage
- Tied at third on the team for most put outs with 36

HIGH SCHOOL

- A local prospect who was highly sought after by some of the most prestigious programs in the country
- Finished her high school career with an incredible senior season that saw Simmons hit for a .441 average, with 41 hits, 28 RBI and 23 walks on the season
- Recognized by MaxPreps as a 2018 First Team All-American at catcher after a record-setting junior season
- A Top-10 overall prospect in the Class of 2019 according to Flosoftball Hot 100...she was a big reason why Hamilton was tabbed the nation's No. 1 team in the preseason by MaxPreps
- Appeared in 133 games during her four-year varsity career, producing a .449 (172-for-451) batting average with 38 home runs and 145 RBI... she scored 75 runs and drew 23 walks in her career... carded a career OPS of 1.374 thanks to a .525 on-base percentage and slugging at an .848 clip



TWEETABLES

@macyalexandra3

- Happiest she's ever been at a game was after winning gold at the junior Olympics
- "You must be the change you wish to see in the world" -Gandhi
- Favorite roadtrip destination is Colorado
- If she could live in any time period it would be the Roaring '20s
- Pizza toppings: ham and pineapple
- Most played song: Bed of Roses by Bon Jovi
- If she had to pick a game show to be on, she would pick Survivor
- Best childhood memory is listening to Bruce Springsteen with her dad while dancing around the house with him.





ALLI TATNALL

30

5TH YR. | DESIGNATED PLAYER | L-R

Windsor Hills, Calif. | | El Segundo High School

HIGHLIGHT REEL

SENIOR (2020)

- Started 26 games in the abbreviated season, primarily as the designated player
- Notched 16 hits, 11 RBI, and eight doubles with a career-high batting average of .267 on the year
- Tatnall's first homer of the season was a walk-off 11th-inning home run against No. 10 Kentucky on Feb. 15
- Faced pitchers 60 times and was walked more than anyone else on the team – a monumental 20 free bases

JUNIOR (2019)

- Wen

SOPHOMORE (2018)

- Saw action in seven games, helping the Sun Devils to a perfect 7-0 record in those outings.
- The sophomore outfielder presented her first base hit of the season against San Diego (2/18) in Tempe.

FRESHMAN (2016)

- Appeared in 10 games for the Sun Devils



TWEETABLES

@alli_tat

- Walk-up song: So Fresh, So Clean by OutKast
- "Spread love everywhere you go. Let no one ever come to you without leaving happier." -Mother Theresa
- Growing up, Alli always got into trouble for breaking things with softballs
- Alli has played the flute since she was in fifth grade
- She would choose to live in the 70s or 90s because she loves the fashion and vibes
- Pizza toppings: pepperoni, bell peppers, spinach
- Fav sport to watch: softball or hockey



ALYNAH TORRES

40

SO. | INFIELD | R-R

Glendale, Ariz. | Cactus High School

HIGHLIGHT REEL

FRESHMAN (2020)

- Torres was a regular in the ASU lineup starting all twenty-nine games at shortstop during the abbreviated season - one of only two freshmen starters
- She tied the team-high with nine home runs in addition to 34 hits and 31 RBI, which placed her at No. 47 in Softball America's Top 100
- Hit her first collegiate home run on Feb. 7 against Kansas
- Ranks 15th nationally and 2nd in the Pac-12 for home runs
- Ended her first season with a .802 slugging percentage, a mark that ranked second on the team and third in the Pac-12
- Carded a .923 field percentage, including 37 putouts and 46 assists
- Ran through 69 total bases – one less than Kindra Hackbarth's team-high - and earned 31 RBI – one less than Maddi Hackbarth's team-high
- Out of the five players that started every single game, Torres struck out the fewest and only a mere six times
- Defensively, Torres put out 36 opponents which tied for third with fellow freshman, catcher Macy Simmons

- Completed her high school playing career with 271 hits, 249 RBI and 242 runs scored
- Maintained a .602 batting average as a varsity player, helping her to a .655 OBP
- Chose ASU over the University of Arizona, Missouri, and Oklahoma... chose to come to ASU because of the atmosphere, coaching staff and the ability to play in front of her family.

HIGH SCHOOL


- A versatile player for Cactus High School, Torres made appearances at both shortstop and catcher during her high school playing days
- Earned MaxPreps Freshman player of the year honors following her first season of high school play
- Four-time All Arizona and West Region Player of the year
- Finished as the Gatorade player of the Year runner up
- Never hit below .500 in any of her seasons, recording a season-high .653 batting average during her senior season
- Proven to be an elite hitter, finishing her high school playing career with 141 extra-base hits, including 64 home runs



TWEETABLES

@alynaht

- If she could watch any sporting event live, she would transport to Kobe Bryant's 81-point game against the Toronto Raptors in 2006
- Dishes are no doubt the chore she hates doing
- She could watch Criminal Minds as the one and only show for the rest of her life
- Pizza toppings: pepperoni
- First concerts: Los Lonely Boys & No Doubt
- Favorite sport to watch: football and playoff baseball
- Dream job: ESPN broadcaster or sports agent





JORDYN VANHOOK

17

SO. | OUTFIELD | R-R

Woodland Hills, Calif. | | El Camino Real Charter

HIGHLIGHT REEL

FRESHMAN (2020)

- Played in 14 games in the shortened season, starting fifth in the lineup against Lehigh on March 7
- Hit her first collegiate home run on March 1 against Maryland, eventually totaling three for the season
- Carded seven runs on six hits with seven RBI for a .462 batting average

HIGH SCHOOL

- Multi-sport athlete at El Camino Real Charter High School, playing at the varsity level in both volleyball and softball
- Selected as the Daily News Girls Athlete of the Week (4/23/18) after totaling for eight hits, four home runs and 11 RBI
- Named So Cal Sidelines' Player of the Week (4/25/18) after helping El Camino capture victories over Granada Hills Charter (14-1), Taft (18-0), and Birmingham (6-0) in West Valley League games and an 8-2 win over Notre Dame of Sherman Oaks at the Valley Classic
- 2018 CalHiSports.com First Team All-State selection thanks to a tremendous junior season
- Earned a spot on the 2018 Daily News First Team All-West Valley League after landing on the Second Team in 2017
- Led the city of Los Angeles with 14 home runs
- Led her club team, Bownet Peek – Menefee, in almost every offensive category including home runs, RBIs, stolen bases, and a .452 batting average
- Chose ASU over San Jose State and Mississippi Valley State.



TWEETABLES

@jordynvanhook

- James Harden is the #SunDevilforLife that Jordyn wishes she could watch compete
- Dishes are the worst chore
- Favorite show is Greys Anatomy or All-American
- Pizza toppings: pineapple and ham
- First concert: Cheetah Girls
- Swimming with dolphins is on Jordyn's bucket list
- Favorite app is Tik Tok
- Favorite form of exercise is weightlifting





KRISTIANA WATSON

63

FR. | INFIELD | R-R

Tuscon, Ariz. | Ampitheater High School

HIGHLIGHT REEL

HIGH SCHOOL

- A two-time MaxPreps All-American and five-sport varsity player from Tucson, Arizona
- Watson hit an incredible .736 with 31 home runs and 105 RBI's while hitting 35 doubles with a .797 on-base percentage and 1.709 slugging percentage in her first two seasons at Amphitheater High School
- In her freshman year, Watson was named Arizona 4A Player of the Year, while also earning a 4A All-State and All-Arizona Team honor
- In her sophomore season, Watson hit an amazing .716, with 14 home runs and 51 RBI
- She was selected as a MaxPreps All-American, as well as 4A Offensive Player of the Year, as well as being named a finalist for Arizona Player of the Year.

PERSONAL

- The Tucson native says she has always wanted to compete in the Pac-12 and hopes to work with professional athletes and own her own business following her graduation from ASU.

FOLLOW THE FRESHMAN

TWITTER

#TwitterlessWatson

INSTAGRAM

@klew30



TWEETABLES

- People may not know that Kristiana did competitive cheer in high school
- Chose number 63 because it was her dad's college football number
- Favorite ballpark food: hot dogs and popcorn
- Typical day off includes sleeping in and movies

GET TO KNOW

KRISTIANA
WATSON



CLASS
FRESHMAN

HOMETOWN
TUCSON, AZ

HIGH SCHOOL
AMPITHEATER

**FAV THING ABOUT
HOMETOWN?**
CLOSE TO FAMILY

**3 WORDS TO
DESCRIBE ME**
COMPASSIONATE,
COMPETITIVE,
& A HOMEBODY



**PICK THE BRAIN
OF ANY COACH**

BILL BELICHICK



PIZZA TOPPINGS
PINEAPPLE
& PEPPERONI

**FIRST
CONCERT**



THE JONAS
BROTHERS





MEET THE COACHING STAFF



TRISHA FORD

Head Coach

Trisha Ford was named the head coach of Sun Devil softball by Vice President for University Athletics and Athletics Director Ray Anderson on June 15, 2016.

Arizona State softball played 29 games in the 2020 season, concluding the year with a 22-7 record. ASU hosted four tournaments in the shortened season's five weeks and proved the strength of softball in the desert, recording a 19-4 mark at Farrington Stadium. A believer in numbers speaking for themselves, ASU last ranked No. 15 in the USA Today/NFCA Coaches Poll on March 8, 2020. In non-conference competition, the Sun Devils used their depth of big bats to rank first nationally in several categories. ASU led the nation's slugging percentage with a team average of .648, and the 2020 squad was the first NCAA team to reach 50 home runs - no other Power Five team exceeded more than 38 home runs. To achieve the title of the NCAA home run leader, the Sun Devils acted on their 2020 motto: #OnTheBoat - a standard that requires a team-first mentality and next-player-up attitude - to see 50 home runs come from hits by 13 of the team's possible 17 batters.

Pitchers - Ford's bread and butter - excelled in 2020, out-throwing last season's non-conference ERA by a full mark. This season's trio included seniors Cielo Meza and Samantha Mejia and junior Madison Preston with the occasional supplement from freshman Lindsay Lopez. ASU's 2020 pitching staff combined for a 2.24 ERA - through non-conference play in 2019, the pitching staff - which included Meza and Mejia - threw for a 3.50 mark. From the mound, ASU struck out 221 batters and walked only 49 in 181.0 innings pitched while holding opponents to a .202 batting average.

In her first three seasons as head coach, Ford boasts an impressive 113-50 (.693) record. In her third season at the helm of ASU Softball in 2019, Ford led the Sun Devils to their 15th consecutive NCAA Tournament appearance. The Sun Devils finished the year with a 35-20 record, that included a 13-11 mark in Pac-12 play. ASU's 35 games in the win column marked the team's 24th-straight 30 win season, and culminated to a quarter century of straight winning seasons.

The Sun Devils finished fourth in the Pac-12 and boasted a 23-10 record at Farrington. Ford's 2019

squad led the Pac-12 in doubles per game (1.76), on base percentage (.419), slugging percentage (.606), and scoring with an average of 7.47 runs per game. Sun Devil dominance showed on the national stage as ASU landed in the top-5 for home runs per game, doubles per game, on base percentage, slugging percentage, and scoring.

In 2018, Trisha Ford was named the Pac-12 Coach of the Year following a season that saw ASU make their 12th NCAA Women's College World Series appearance. The Sun Devils finished the year with a 48-13 record, that included a 16-8 mark in Pac-12 play. The 48 wins on the year marked the team's 23rd- straight 30 win season, and 24th- straight winning season in program history. The 48 wins marked the most in a single season for ASU since winning 50 games in 2013.

In Pac-12 play, the 2018 season marked the Sun Devils' best record since the 2013 season. The 16 conference wins paced ASU to a third place finish, the 29th- top-five finish in conference play in program history, and first top-three finish since 2014.



Ford, widely respected as one of the nation's premier pitching coaches, guided the Sun Devil staff to a miniscule 2.32 ERA in just her first season in Tempe (2017), a full point lower than the team's 3.66 mark during the 2016 season.

The prolific Sun Devil offense also made strides during the 2017 season, bringing in 273 runs on nearly 400 hits that included 62 home runs, ASU's 12th- straight season with at least 60 long balls.

Ford took over an illustrious Sun Devil program that lays claim to over 1,600 wins and four national championships. Ford led her Fresno State team to consecutive Mountain West Conference championships in both the 2015 and 2016 seasons en route to being named the 2016 MWC Coach of the Year. While being an extremely successful collegiate coach, Ford also served as an assistant coach for the 2016 Gold Medal USA Softball Junior Woman's National Team during the summer of 2016.

"One of the greatest indicators of future success is what someone has accomplished in their past, and based on Trisha's achievements, we anticipate she will bring great success to Sun Devil Athletics," said Anderson. "She has elite expectations and recognized the innovative direction that Arizona State is heading. She has great energy and I believe our student-athletes will buy into her vision for the program."

Prior to arriving in Tempe, Ford led the Fresno State's offense to back-to-back top 35 appearances in batting average in both the 2014 and 15 season, as well as finishing 19th in scoring in 2016. The Bulldog defense was consistently ranked among the top-three fielding team's in the MWC in Ford's four seasons at the helm and finished in the top 35 nationally in fielding percentage in 2013 and 2014.

"The job at Arizona State is a great opportunity to coach an elite-level, Pac-12 softball program," said Ford. "ASU has been a school I

have followed closely and it has been a dream of mine to get the chance to coach here in Tempe. The team has such great student-athletes and I can't wait for us to return the program to national prominence. I am also looking forward to getting out into the community, meeting our former players and getting to know such a loyal and passionate fan base. I would like to thank President Crow, Ray Anderson, Don Bocchi, Scottie Graham and Deanna Garner-Smith for this opportunity to bring home another NCAA Title to Arizona State."


After taking over the storied Bulldog softball program in June of 2012, Ford claimed her first conference title in 2015 and led Fresno State to back-to-back postseason campaigns. In Ford's first season with the Bulldogs, Fresno State transitioned into the Mountain West. Since then she has built a record of 68-21 in conference play and an overall record of 142-71-1 (.667), including a record of 82-28-1 (.743) over the past two seasons.



Morgan Howe
@morgannnriley



if i could do it all over again, id be right back with Coach Ford without hesitation - earfuls and all hands-down THE strongest, toughest, most passionate, and most caring HUMAN ive ever had the opportunity of being guided by, pushed by, and loved unconditionally by. [#FordTough](#)



The two-time defending Mountain West Coach of the Year (2015, 2016), Ford led her Bulldogs to consecutive 40-win campaigns in the past two years. That includes a 2016 campaign that saw Fresno State go 42-12-1 with an incredible 22-1 mark in MWC action. The Bulldogs went unbeaten through the month of April and recorded a then-nation-leading 23 game win streak, setting a new school record for consecutive victories.

After enjoying 14 weeks ranked in the nation's top 25, Fresno State closed out the 2016 regular season at No. 18 in the ESPN.com/USA Softball Collegiate Top 25 and No. 20 in the USA Today/NFCA Division I Softball Coaches Poll – the highest final team ranking since the 2008 season. The 14 weeks in the rankings set a new Mountain West record, as Fresno State became the first MWC team to crack the

rankings since 2012.

The Bulldogs registered four of the league's five postseason honors including Kierra Willis as the 2016 Mountain West Player of the Year, Jill Compton as the Pitcher of the Year, senior catcher Paige Gumz as the Defensive Player of the Year and Ford as the reigning Coach of the Year – becoming just the third coach in MWC history to repeat as Coach of the Year. Compton similarly was the third pitcher in league history to earn the award twice.

Ford has been greatly involved with USA Softball as an assistant coach for the Junior National Team and will take her leadership skills back to the national level this summer as she joins the ranks of the USA Senior National team coaching staff.

Last season, Ford helped lead the

U.S. Junior Team to a gold-medal performance at the World Baseball Softball Confederation Junior Women's World Championship. Ford guided Kelly Barnhill as she went the distance in the circle for Team USA, tossing 99 pitches and striking out 11, while allowing only one earned run against defending champion Japan.

In 2013, the Americans went 8-1 in the event with its only loss in the tournament final to Japan en route to the silver medal at the International Softball Federation (ISF) X Jr. Women's World Championships with Ford on the staff. The U.S. pitchers did not allow a run in the first eight games that included one no hitter, five one-hitters and two, two-hitters, and overall sported a 0.45 ERA for the tourney with 61 strikeouts, three walks and 16 hits allowed in 46 innings.

In her nine years with the Cardinal prior to Fresno State, Ford helped guide Stanford to its greatest run in school history and a 385-155 (.713) overall record. The team advanced to the postseason in each of Ford's nine seasons, making six Super Regionals and one Women's College World Series (2004) appearances, and ended the season ranked in the top 10 four times.

At Stanford, Ford served as the primary pitching coach and worked with the infielders while also being responsible for recruiting, community outreach, camps and clinics. Ford helped the Cardinal average 43 wins per season and mentored three of the best hurlers in school history.

Ford oversaw the development of All-American pitchers Missy Penna and Dana Sorenson with Penna finishing her time at Stanford as a two-time All-American and the



school record holder in wins (119), strikeouts (1,267), shutouts (50) and innings pitched (1,086.1) while finishing her career with a 1.84 ERA.

Ford also worked with Teagan Gerhart during her latter seasons on 'The Farm', guiding Gerhart to top-four marks in career strikeouts and shutouts, a career 2.14 ERA, and 23 victories to help the Cardinal finish the season with a 40-19 record and a No. 20 national ranking.

Prior to joining Stanford's coaching staff, Ford spent two seasons as the head coach at her alma mater - Saint Mary's College in Moraga, Calif. Prior to being named head coach, Ford served as an assistant at Saint Mary's in 2001.

Arguably the best softball player in Saint Mary's history, Ford, the former Trisha Dean, is the only female student-athlete in school history to have her number (9) retired.

In the spring of 2007, Ford was

among six former athletes and coaches to be inducted into the Saint Mary's College Hall of Fame. Ford graduated from Saint Mary's with a degree in politics in 1999. A native of Fremont, Calif., she earned nine varsity letters in softball, volleyball and basketball during her prep career at American High School. An All-East Bay pick as a senior, Ford was also a four-time All-Mission Valley Athletic League selection.

Ford and her husband, Eddie, married in the summer of 2005, and have two children, Emma and EJ.

Ford's Career Head Coaching Record

Year	School	Overall	Conf.
2002	St. Mary's	17-37	
2003	St. Mary's	25-27	7-12
2013	Fresno State	18-13	11-7
2014	Fresno State	17-15	15-9
2015	Fresno State	40-15	20-4
2016	Fresno State	42-12-1	22-1
2017	Arizona State	30-17	9-12
2018	Arizona State	48-13	16-8
2019	Arizona State	35-20	13-11
2020	Arizona State	22-7	NA
Total:		294-176-1	



JIMMY KOLAITIS

Assistant Coach - Recruiting

Arizona State softball head coach Trisha Ford announced the hire of Jimmy Kolaitis as the new assistant coach for Sun Devil Softball on July 1, 2020.

Kolaitis boasts a resume filled with elite softball that includes Pac-12 Conference Championships, four trips to the Women's College World Series, a National Pro Fastpitch League Championship, and nearly 20 years of coaching experience.

The Alabama native makes the move to Sun Devil Country after two seasons as the head softball coach at the University of Alabama Birmingham. Although, Kolaitis is no stranger to the West Coast and served as an assistant coach at the University of Oregon for five seasons before taking the helm at UAB.

"I am extremely excited about coming back to the Pac-12. I'm also very grateful to Coach Ford for allowing me this opportunity at ASU," Kolaitis said. "I have known this staff for quite a while and know that they are great coaches and even better people. I look forward to this new journey and helping this program get to another national championship."

Kolaitis led the UAB squad to a 34-42 record in two seasons, including a 15-11 mark in the shortened 2020 season. Kolaitis took over the program in 2018 and immediately enhanced the team's offensive attack. The Blazers connected more at the plate under Kolaitis, amounting in UAB scoring more runs and hitting

for more doubles and RBI. With his leadership, UAB attained an improved batting average and slugging percentage while cutting strikeouts by more than half in his first season.

Kolaitis returned to his Alabama roots after five seasons in the Pac-12 Conference at Oregon as an assistant softball coach, recruiting coordinator and hitting coach. During Kolaitis' tenure, the Ducks compiled a 256-42-1 record, won four Pac-12 Conference Championships, finished the regular season ranked No. 1 in the nation in 2014, 2015, and 2018 and made four trips to the Women's College World Series.

Well-versed in college softball, Kolaitis also brings a wealth of top-notch professional softball knowledge from the National Pro Fastpitch League, having worked with the Scrap Yard Dogs and the Chicago Bandits. While better known for his skill as a hitting and recruiting coach, Kolaitis proved he's a coach of many talents and served as the pitching coach for the Scrap Yard Dogs in 2017. There he worked with four-time All-American and Olympic pitcher Monica Abbott, who won Pitcher of the Year and broke the league record for strikeouts in a season. The Scrap Yard Dogs won the NPF Championship in 2017.

In 2013, he served as an assistant coach for the Chicago Bandits, working with several national team participants and two players from the Japan Olympic team.

Before working at Oregon and with the NPF, he served as an assistant coach and recruiting coordinator at South Alabama

from 2008-13. Under his guidance, the Jaguars went 173-95-1 and won the Sun Belt Championship in 2012 and 2013. The Jags advanced to the NCAA Tournament in 2012, playing in the Tuscaloosa Regional and hosted an NCAA Regional as the 13th ranked team in the nation in 2013.

From 2004-08, Kolaitis was the Director of Operations at Troy as the Trojans won the Sun Belt Championship in 2006, advancing to the Tuscaloosa Regional and in 2007 when Troy went to the Oxford Regional.

Before arriving in Troy, Kolaitis was an assistant baseball coach at Lee Scott Academy from 2000-02 and helped guide the Warriors to the 2002 AISA State Championship. He was also an assistant coach for the Boys of Baseball Travel, a national travel team based out of Auburn, Ala. from 1999-2006. He coached many top prospects throughout the country, including 14 first-round draft picks.

A graduate from Lee Scott Academy, Kolaitis earned an associate of arts degree in education in 2002 from Southwest Tennessee Community College and earned a bachelor's of science degree in business administration and marketing from Troy University in 2007.

COACHING EXPERIENCE:

Assistant Coach, Arizona State (2020-present)
Head Coach, University of Alabama Birmingham (2018-2020)
Assistant Coach, University of Oregon (2014-2018)
Assistant Coach, Chicago Bandits (2013)
Assistant Coach, South Alabama (2009-13)
Assistant Coach, Mat-su Miners Alaskan League (Baseball) (2008)
Assistant Coach, Southwest Tennessee Community College (Baseball) (2002-04)
Assistant Coach, Lee Scott Academy High School (Baseball) (2002)



JEFF HARGER

Assistant Coach - Offensive/Hitting

Head Arizona State softball coach, Trisha Ford, announced the elevation of Jeff Harger to the position of Assistant Coach for the 2019 season in the fall of 2018.

In 2020, Harger's hitters took full force, never yielding their offensive prowess even in a shortened season. The 2020 squad led all NCAA teams in home runs with 50 dingers in only 29 games played. Harger's attention to hitting mechanics pushed ASU's strongest hitters including Kindra and Maddi Hackbarth, Alynah Torres, and Jazmine Hill to new heights. The team's batting average ranked 12th nationally and fourth in the Pac-12. With 58 doubles, the Sun Devils ranked second in the country and first in the conference. Once the Sun Devils' bats were hot, there was no slowing down. Out of 295 programs, ASU's average of 7.79 runs per game led the conference and ranked third in the NCAA. The squad's massive .648 slugging percentage led the nation.

In 2019, Harger helped the softball team with their overall 35-20 record, Pac-12 13-11 record, and secured a spot in the NCAA tournament for the 15th- consecutive postseason.

Harger, a California native, served as a Volunteer Assistant through the 2018 season, working primarily with the Sun Devil offense.

Harger guided an ASU roster that combined for 155 extra base hits during the 2018 season, including 66 home runs, a mark that stands as the most long balls for a Sun Devil offense since the 2015 season saw the Devils club 81 home runs. The powerful Sun Devil offense, combined with one of the nation's most prolific pitching staffs, proved to be a formidable duo in 2018, resulting in ASU reaching the NCAA Women's College World Series for the 12th-time in program history.

"I think Jeff brings an intensity and a standard every day that focuses on no wasted time, no wasted movement. He really understands swing mechanics and I think our players are starting to really understand that piece of the game. This year already we have seen huge growth in that area," Coach Ford of Harger in 2019.

The successful 2018 season for the Sun Devils also earned Ford, Harger and fellow assistant coach Carly Wynn their second NFCA Regional Coaching Staff of the Year honor. The trio also earned the honor in

2016 after guiding Fresno State to an impressive 42-12-1 record that included the Bulldog's first NCAA Postseason win since 2011.

The 2016 Fresno State team remains one of the most impressive Bulldog offenses in program history, setting all-time season records in most home runs (61), slugging percentage (.499) and finishing the year with the second-best conference record (22-1) in program history.

Prior to joining the Fresno State staff in 2016, Harger served as the head coach of the 18Gold Central California Dirt Dogs Organization, which was constructed in 2007 to help players from central California hone their skills to compete in the highest levels of softball.

SUPPORT STAFF



RUSS HEFFLEY

Volunteer Coach



GEORGIE LOOMIS

Director of Operations



CHASE LEEHONG

Graduate Assistant



HALEY FULLER

Graduate Assistant

ADDITIONAL STAFF

PETE ALOSI

Strength & Conditioning Coach

SHAY JEWETT


Academic Coach

TREY ROUTIER

Equipment Manager

MAX FERNBACHER

Facilities Coordinator



2020 SEASON REVIEW

SUN DEVIL SOFTBALL

INDIVIDUAL STATISTICS

2020 OFFENSIVE STATISTICS

Player	avg	gp-gs	ab	r	h	2b	3b	hr	rbi	tb	slg%	bb	hp	so	gdp	ob%	sf	sh	sb-att	po	a	e	fld%
22 Hackbarth, Kindra	.443	29-29	88	32	39	11	1	6	27	70	.795	11	1	10	0	.500	2	0	10-11	26	2	3	.903
40 Torres, Alynah	.395	29-29	86	22	34	6	1	9	31	69	.802	12	0	6	0	.469	0	0	1-2	36	46	6	.932
77 Hill, Jazmine	.358	29-29	81	31	29	9	2	5	20	57	.704	17	2	15	0	.480	0	0	8-9	24	2	2	.929
23 Hackbarth, Maddi	.350	29-29	80	21	28	9	1	9	32	66	.825	9	0	19	0	.394	5	0	0-1	183	19	1	.995
10 Loomis, Bella	.322	24-24	59	20	19	3	2	3	20	35	.593	17	2	16	0	.475	2	1	8-9	14	25	2	.951
33 Chatman, Denae	.299	29-29	67	16	20	1	0	5	13	36	.537	19	0	14	0	.453	0	1	0-0	137	2	0	1.000
55 Harper, Makenna	.283	23-22	46	12	13	4	0	1	10	20	.435	8	5	5	0	.426	2	1	1-1	21	1	0	1.000
30 Tatnall, Alli	.267	26-26	60	15	16	8	0	1	11	27	.450	20	0	7	0	.450	0	1	0-0	0	0	0	.000
3 Kennedy, Kiara	.220	27-26	59	14	13	4	0	5	14	32	.542	7	5	13	0	.352	0	0	1-1	24	29	5	.914

13 Miller, Olivia	.500	19-0	2	8	1	0	0	0	0	1	.500	1	0	0	0	.667	0	0	3-3	0	0	0	.000
17 VanHook, Jordyn	.462	14-1	13	7	6	0	0	3	7	15	1.154	2	1	2	0	.529	1	0	0-0	0	1	0	1.000
5 Harger, Halle	.381	15-8	21	7	8	1	0	1	7	12	.571	2	5	1	0	.536	0	1	0-0	15	9	1	.960
9 Simmons, Macy	.308	14-1	13	3	4	1	0	0	6	5	.385	0	0	2	0	.286	1	0	0-0	36	1	1	.974
18 Lopez, Lindsay	.250	6-1	4	2	1	0	0	1	2	4	1.000	1	0	2	0	.400	0	0	0-0	1	3	0	1.000
43 McLemore, Mailey	.200	13-1	10	5	2	1	0	0	3	3	.300	3	0	3	0	.385	0	0	0-0	10	0	1	.909
24 Acuna, Yannira	.167	13-7	18	5	3	0	0	1	2	6	.333	4	1	4	0	.348	0	0	1-1	12	0	1	.923
6 Morales, Savannah	.000	13-0	1	6	0	0	0	0	0	0	.000	0	0	0	0	.000	0	0	2-2	0	0	0	.000
Totals	.333	29	708	226	236	58	7	50	205	458	.647	133	22	119	0	.446	13	5	35-40	543	150	23	.968
Opponents	.202	29	663	70	134	25	2	14	62	205	.309	49	15	221	1	.271	3	10	12-18	487	148	43	.937

LOB - Team (172), Opp (131). DPs turned - Team (6), Opp (9). IBB - Team (2), Hackbarth, K 2. Picked off - Miller, O 1.

2020 PITCHING STATISTICS

Player	era	w-l	app	gs	cg	sho	sv	ip	h	r	er	bb	so	2b	3b	hr	b/avg	wp	hp	bk	sfa	sha
50 Meza, Cielo	1.98	10-2	17	13	4	3/2	0	74.1	56	23	21	15	91	11	0	6	.208	3	7	0	2	6
11 Mejia, Samantha	2.33	5-1	12	7	2	2/4	0	39.0	30	16	13	10	52	5	1	5	.204	1	2	0	1	2
14 Preston, Madison	2.77	5-4	15	7	2	2/2	0	53.0	35	26	21	22	69	9	1	2	.181	4	5	0	0	1

18 Lopez, Lindsay	0.55	2-0	6	2	0	0/4	0	12.2	9	3	1	0	6	0	0	1	.200	0	1	0	0	1
8 Leinstock, Morgan	7.00	0-0	1	0	0	0/0	0	2.0	4	2	2	2	3	0	0	0	.444	1	0	0	0	0
Totals	2.24	22-7	29	29	8	13/6	0	181.0	134	70	58	49	221	25	2	14	.202	9	15	0	3	10
Opponents	8.37	7-22	29	29	4	1/1	4	162.1	236	226	194	133	119	58	7	50	.333	32	22	0	13	5

PB - Team (7), Hackbarth, M 7, Opp (12). Pickoffs - Team (1), Preston, M 1, Opp (1). SBA/ATT - Hackbarth, M (11-16), Preston, M (5-7), Meza, C (4-6), Mejia, S (2-3), Simmons, M (1-2), Leinstock, M (1-2).

INDIVIDUAL STATISTICS

2020 LEADERS

Hitting minimums - 1 Games 1.0 AB/Game
Pitching minimums - 1 Games 1.0 IP/Game

Batting avg		Slugging pct		On base pct	
1. 22 Hackbarth, Kindra	.443	1. 23 Hackbarth, Maddi	.825	1. 22 Hackbarth, Kindra	.500
2. 40 Torres, Alynah	.395	2. 40 Torres, Alynah	.802	2. 77 Hill, Jazmine	.480
3. 77 Hill, Jazmine	.358	3. 22 Hackbarth, Kindra	.795	3. 10 Loomis, Bella	.475
4. 23 Hackbarth, Maddi	.350	4. 77 Hill, Jazmine	.704	4. 40 Torres, Alynah	.469
5. 10 Loomis, Bella	.322	5. 10 Loomis, Bella	.593	5. 33 Chatman, Denae	.453
Runs scored		Hits		Runs batted in	
1. 22 Hackbarth, Kindra	32	1. 22 Hackbarth, Kindra	39	1. 23 Hackbarth, Maddi	32
2. 77 Hill, Jazmine	31	2. 40 Torres, Alynah	34	2. 40 Torres, Alynah	31
3. 40 Torres, Alynah	22	3. 77 Hill, Jazmine	29	3. 22 Hackbarth, Kindra	27
4. 23 Hackbarth, Maddi	21	4. 23 Hackbarth, Maddi	28	4. 77 Hill, Jazmine	20
5. 10 Loomis, Bella	20	5. 33 Chatman, Denae	20	10 Loomis, Bella	20
Doubles		Triples		Home runs	
1. 22 Hackbarth, Kindra	11	1. 77 Hill, Jazmine	2	1. 40 Torres, Alynah	9
2. 77 Hill, Jazmine	9	10 Loomis, Bella	2	23 Hackbarth, Maddi	9
23 Hackbarth, Maddi	9	3. 40 Torres, Alynah	1	3. 22 Hackbarth, Kindra	6
4. 30 Tatnall, Alli	8	23 Hackbarth, Maddi	1	4. 3 tied at.....	5
5. 40 Torres, Alynah	6	22 Hackbarth, Kindra	1		
Total bases		Walks		Hit by pitch	
1. 22 Hackbarth, Kindra	70	1. 30 Tatnall, Alli	20	1. 5 Harger, Halle	5
2. 40 Torres, Alynah	69	2. 33 Chatman, Denae	19	55 Harper, Makenna	5
3. 23 Hackbarth, Maddi	66	3. 77 Hill, Jazmine	17	3 Kennedy, Kiara	5
4. 77 Hill, Jazmine	57	5. 10 Loomis, Bella	17	4. 77 Hill, Jazmine	2
5. 33 Chatman, Denae	36	40 Torres, Alynah	12	10 Loomis, Bella	2
Sac bunts		Sac flies		Stolen bases	
1. 5 Harger, Halle	1	1. 23 Hackbarth, Maddi	5	1. 22 Hackbarth, Kindra	10
55 Harper, Makenna	1	2. 10 Loomis, Bella	2	2. 10 Loomis, Bella	8
33 Chatman, Denae	1	55 Harper, Makenna	2	77 Hill, Jazmine	8
30 Tatnall, Alli	1	22 Hackbarth, Kindra	2	4. 13 Miller, Olivia	3
10 Loomis, Bella	1	5. 2 tied at.....	1	5. 6 Morales, Savannah	2
Caught stealing		Steal attempts		Stolen base pct	
1. 22 Hackbarth, Kindra	1	1. 22 Hackbarth, Kindra	11	1. 3 Kennedy, Kiara	1.000
10 Loomis, Bella	1	2. 10 Loomis, Bella	9	55 Harper, Makenna	1.000
77 Hill, Jazmine	1	77 Hill, Jazmine	9	3. 22 Hackbarth, Kindra	.909
23 Hackbarth, Maddi	1	4. 13 Miller, Olivia	3	4. 77 Hill, Jazmine	.889
40 Torres, Alynah	1	5. 2 tied at.....	2	10 Loomis, Bella	.889
Strikeouts		Grounded into DP		Total plate appearances	
1. 23 Hackbarth, Maddi	19			1. 22 Hackbarth, Kindra	102
2. 10 Loomis, Bella	16			2. 77 Hill, Jazmine	100
3. 77 Hill, Jazmine	15			3. 40 Torres, Alynah	98
4. 33 Chatman, Denae	14			4. 23 Hackbarth, Maddi	94
5. 3 Kennedy, Kiara	13			5. 33 Chatman, Denae	87
At bats		Games played		Game starts	
1. 22 Hackbarth, Kindra	88	1. 22 Hackbarth, Kindra	29	1. 22 Hackbarth, Kindra	29
2. 40 Torres, Alynah	86	77 Hill, Jazmine	29	77 Hill, Jazmine	29
3. 77 Hill, Jazmine	81	40 Torres, Alynah	29	40 Torres, Alynah	29
4. 23 Hackbarth, Maddi	80	23 Hackbarth, Maddi	29	23 Hackbarth, Maddi	29
5. 33 Chatman, Denae	67	33 Chatman, Denae	29	33 Chatman, Denae	29
Games as sub					
1. 13 Miller, Olivia	19				
2. 6 Morales, Savannah	13				
17 VanHook, Jordyn	13				
9 Simmons, Macy	13				
5. 43 McLemore, Mailey	12				

TEAM STATISTICS

2020 OFFENSIVE STATISTICS

Date	Opponent	ab	r	h	rbi	2b	3b	hr	tb	bb	ibb	sb	cs	hbp	sac	sf	gdp	k	po	a	e	lob	avg
Feb 07	PORTLAND STATE	21	10	8	8	3	0	1	14	5	0	0	0	1	0	0	0	4	15	0	0	5	.381
Feb 07	KANSAS	29	8	11	8	1	0	3	21	5	0	2	0	0	0	0	0	5	21	7	1	8	.380
Feb 08	WESTERN MICHIGAN	29	7	8	7	4	0	1	15	3	0	0	0	1	0	1	0	5	21	13	4	6	.342
Feb 08	NORTHWESTERN	26	6	8	6	2	1	3	21	1	0	1	0	1	0	0	0	6	21	3	2	3	.333
Feb 09	SEATTLE U	25	7	9	7	3	1	1	17	2	0	2	0	0	0	2	0	3	21	0	0	4	.338
Feb 10	TENNESSEE	31	5	7	5	1	0	0	8	3	0	2	0	2	0	0	0	3	21	4	0	10	.317
Feb 14	ILLINOIS STATE	22	3	4	3	1	0	1	8	0	0	2	0	0	0	1	0	4	21	5	1	2	.301
Feb 14	KENTUCKY	26	3	7	1	3	0	0	10	0	0	1	0	0	0	0	0	7	21	7	1	5	.297
Feb 15	DETROIT MERCY	24	15	12	12	3	1	1	20	7	0	0	0	1	0	1	0	1	15	0	0	6	.318
Feb 15	KENTUCKY	33	7	5	6	0	0	2	11	5	0	3	0	1	3	1	0	11	33	7	2	9	.297
Feb 16	BOISE STATE	15	8	4	6	0	0	1	7	8	1	2	0	3	1	1	0	2	15	4	0	7	.295
Feb 21	vs San Diego	33	14	13	14	5	0	3	27	9	0	2	0	0	0	0	0	5	21	6	2	7	.306
Feb 21	vs New Mexico	25	15	11	13	1	0	5	27	7	0	0	1	2	0	0	0	2	15	2	0	4	.316
Feb 20	vs Auburn	22	13	11	9	3	0	1	17	7	0	1	0	1	0	0	0	6	15	4	0	5	.327
Feb 22	vs Florida	25	1	4	1	0	0	0	4	4	1	3	0	2	0	0	0	8	21	7	1	9	.316
Feb 22	vs Notre Dame	27	3	5	2	0	0	1	8	3	0	1	0	0	0	0	0	8	21	9	2	6	.308
Feb 23	vs Cal State Fullerton	23	3	6	3	1	0	1	10	7	0	1	1	0	1	1	0	6	21	3	0	8	.305
Feb 28	MARYLAND	22	8	10	8	2	1	2	20	5	0	1	0	0	0	0	0	3	15	3	1	7	.312
Feb 28	WISCONSIN	27	3	10	3	0	0	2	16	0	0	2	0	0	0	0	0	5	21	5	0	6	.315
Feb 29	SOUTHERN UTAH	20	12	10	12	3	1	3	24	5	0	1	1	0	0	1	0	2	15	5	1	2	.323
Feb 29	WISCONSIN	19	1	4	1	2	0	0	6	0	0	0	0	0	0	0	0	2	15	2	1	3	.319
Mar 01	MARYLAND	23	16	13	14	2	0	4	27	7	0	1	1	0	0	2	0	2	15	8	0	4	.329
Mar 05	WRIGHT STATE	20	12	8	11	1	1	4	23	9	0	1	0	1	0	0	0	1	15	3	0	6	.332
Mar 06	NEW MEXICO STATE	26	0	5	0	4	0	0	9	3	0	1	0	1	0	0	0	3	21	9	2	9	.325
Mar 07	NEBRASKA	28	7	9	7	5	0	1	17	5	0	2	0	0	0	0	0	3	21	10	0	8	.325
Mar 07	LEHIGH	22	16	10	16	2	1	2	20	12	0	0	0	0	0	1	0	4	15	4	2	7	.330
Mar 08	LEHIGH	22	9	9	9	3	0	3	21	2	0	0	0	1	0	0	0	1	15	9	0	3	.332
Mar 08	OHIO STATE	20	9	8	8	2	0	2	16	4	0	1	0	2	0	0	0	4	15	8	0	5	.334
Mar 10	SOUTH DAKOTA	23	5	7	5	1	0	2	14	5	0	2	1	2	0	1	0	3	21	3	0	8	.333
Totals		708	226	236	205	58	7	50	458	133	2	35	5	22	5	13	0	119	543	150	23	172	.333

2020 PITCHING STATISTICS

Date	Opponent	ip	h	r	er	bb	so	2b	3b	hr	wp	bk	hbp	dp	ibb	score	w-l	sv	era
Feb 07	PORTLAND STATE	5.0	1	0	0	0	6	0	0	0	0	0	0	0	0	10-0	1-0	0	0.00
Feb 07	KANSAS	7.0	4	5	4	4	9	0	0	2	0	0	0	0	0	8-5	2-0	0	2.33
Feb 08	WESTERN MICHIGAN	7.0	11	9	5	2	4	2	1	2	0	0	1	1	0	7-9	2-1	0	3.32
Feb 08	NORTHWESTERN	7.0	7	5	4	2	8	0	0	2	0	0	1	0	0	6-5	3-1	0	3.50
Feb 09	SEATTLE U	7.0	0	0	0	5	14	0	0	0	0	0	2	0	0	7-0	4-1	0	2.76
Feb 10	TENNESSEE	7.0	7	8	8	3	12	4	0	2	1	0	2	0	0	5-8	4-2	0	3.67
Feb 14	ILLINOIS STATE	7.0	5	0	0	0	13	2	0	0	0	0	1	1	0	3-0	5-2	0	3.13
Feb 14	KENTUCKY	7.0	6	2	2	5	9	0	1	1	1	0	0	0	0	3-2	6-2	0	2.98
Feb 15	DETROIT MERCY	5.0	1	1	1	2	10	0	0	1	0	0	0	0	0	15-1	7-2	0	2.85
Feb 15	KENTUCKY	11.0	6	5	1	5	12	0	0	0	3	0	0	0	0	7-5	8-2	0	2.50
Feb 16	BOISE STATE	5.0	2	0	0	2	5	0	0	0	0	0	0	0	0	8-0	9-2	0	2.33
Feb 21	vs San Diego	7.0	10	2	2	0	7	1	0	1	0	0	0	0	0	14-2	10-2	0	2.30
Feb 21	vs New Mexico	5.0	3	0	0	0	10	0	0	0	0	0	0	0	0	15-0	11-2	0	2.17
Feb 20	vs Auburn	5.0	1	0	0	3	4	0	0	0	1	0	0	1	0	13-0	12-2	0	2.05
Feb 22	vs Florida	7.0	8	4	4	4	7	2	0	0	0	0	2	0	0	1-4	12-3	0	2.19
Feb 22	vs Notre Dame	7.0	7	7	6	4	6	2	0	0	2	0	1	0	0	3-7	12-4	0	2.44
Feb 23	vs Cal State Fullerton	7.0	5	4	4	1	15	2	0	0	0	0	0	0	0	3-4	12-5	0	2.54
Feb 28	MARYLAND	5.0	4	0	0	1	5	1	0	0	0	0	0	0	0	8-0	13-5	0	2.43
Feb 28	WISCONSIN	7.0	3	1	1	0	8	1	0	1	0	0	1	0	0	3-1	14-5	0	2.35
Feb 29	SOUTHERN UTAH	5.0	2	0	0	0	2	1	0	0	0	0	0	0	0	12-0	15-5	0	2.26
Feb 29	WISCONSIN	5.0	7	10	10	1	7	2	0	2	0	0	2	0	0	1-10	15-6	0	2.70
Mar 01	MARYLAND	5.0	6	2	2	2	5	0	0	0	1	0	0	1	0	16-2	16-6	0	2.70
Mar 05	WRIGHT STATE	5.0	1	0	0	0	8	0	0	0	0	0	2	0	0	12-0	17-6	0	2.61
Mar 06	NEW MEXICO STATE	7.0	6	2	1	0	12	2	0	0	0	0	0	0	0	0-2	17-7	0	2.53
Mar 07	NEBRASKA	7.0	7	3	3	0	5	3	0	0	0	0	0	0	0	7-3	18-7	0	2.55
Mar 07	LEHIGH	5.0	4	0	0	0	4	0	0	0	0	0	0	1	0	16-0	19-7	0	2.48
Mar 08	LEHIGH	5.0	4	0	0	1	2	0	0	0	0	0	0	1	0	9-0	20-7	0	2.40
Mar 08	OHIO STATE	5.0	1	0	0	2	6	0	0	0	0	0	0	0	0	9-0	21-7	0	2.33
Mar 10	SOUTH DAKOTA	7.0	5	0	0	0	6	0	0	0	0	0	0	0	0	5-0	22-7	0	2.24
Totals		181.0	134	70	58	49	221	25	2	14	9	0	15	6	0	226-70	22-7	0	2.24

TEAM STATISTICS

2020 ASU GAME HIGHS

Batting

At bats:	33	-	vs Kentucky (Feb 15, 2020)
	33	-	vs San Diego (Feb 21, 2020 at Cathedral City)
Runs scored:	16	-	vs Maryland (Mar 01, 2020)
	16	-	vs Lehigh (Mar 07, 2020)
Hits:	13	-	vs San Diego (Feb 21, 2020 at Cathedral City)
	13	-	vs Maryland (Mar 01, 2020)
RBIs:	16	-	vs Lehigh (Mar 07, 2020)
Doubles:	5	-	vs San Diego (Feb 21, 2020 at Cathedral City)
	5	-	vs Nebraska (Mar 07, 2020)
Triples:	1	-	(7 times)
Home runs:	5	-	vs New Mexico (Feb 21, 2020 at Cathedral City, Calif)
Total bases:	27	-	vs San Diego (Feb 21, 2020 at Cathedral City)
	27	-	vs New Mexico (Feb 21, 2020 at Cathedral City, Calif)
	27	-	vs Maryland (Mar 01, 2020)
Walks:	12	-	vs Lehigh (Mar 07, 2020)
Strikeouts:	11	-	vs Kentucky (Feb 15, 2020)
Sac hits:	3	-	vs Kentucky (Feb 15, 2020)
Sac flies:	2	-	vs Seattle U (Feb 09, 2020)
	2	-	vs Maryland (Mar 01, 2020)
Stolen bases:	3	-	vs Kentucky (Feb 15, 2020)
	3	-	vs Florida (Feb 22, 2020 at Cathedral City, CA)
Hit by pitch:	3	-	vs Boise State (Feb 16, 2020)
Caught stealing:	1	-	(5 times)
Runners LOB:	10	-	vs Tennessee (Feb 10, 2020)
Hit into DP:	2	-	vs Auburn (Feb 20, 2020 at Cathedral City, CA)

Fielding

Putouts:	33	-	vs Kentucky (Feb 15, 2020)
Assists:	13	-	vs Western Michigan (Feb 08, 2020)
Errors:	4	-	vs Western Michigan (Feb 08, 2020)
Passed balls:	2	-	vs Tennessee (Feb 10, 2020)
	2	-	vs New Mexico State (Mar 06, 2020)
DPs turned:	1	-	(6 times)

Pitching

Innings pitched:	11.0	-	vs Kentucky (Feb 15, 2020)
Runs allowed:	10	-	vs Wisconsin (Feb 29, 2020)
Earned runs:	10	-	vs Wisconsin (Feb 29, 2020)
Walks allowed:	5	-	vs Seattle U (Feb 09, 2020)
	5	-	vs Kentucky (Feb 14, 2020)
	5	-	vs Kentucky (Feb 15, 2020)
Strikeouts:	15	-	vs Cal State Fullerton (Feb 23, 2020 at Cathedral City, CA)
Hits allowed:	11	-	vs Western Michigan (Feb 08, 2020)
Doubles allowed:	4	-	vs Tennessee (Feb 10, 2020)
Triples allowed:	1	-	vs Western Michigan (Feb 08, 2020)
	1	-	vs Kentucky (Feb 14, 2020)
Homers allowed:	2	-	(5 times)
Wild pitches:	3	-	vs Kentucky (Feb 15, 2020)

TEAM STATISTICS

2020 OPPONENT GAME HIGHS

Batting

At bats:	34	-	vs Kentucky (Feb 15, 2020)
Runs scored:	10	-	vs Wisconsin (Feb 29, 2020)
Hits:	11	-	vs Western Michigan (Feb 08, 2020)
RBIs:	10	-	vs Wisconsin (Feb 29, 2020)
Doubles:	4	-	vs Tennessee (Feb 10, 2020)
Triples:	1	-	vs Western Michigan (Feb 08, 2020)
	1	-	vs Kentucky (Feb 14, 2020)
Home runs:	2	-	(5 times)
Total bases:	21	-	vs Western Michigan (Feb 08, 2020)
Walks:	5	-	vs Seattle U (Feb 09, 2020)
	5	-	vs Kentucky (Feb 14, 2020)
	5	-	vs Kentucky (Feb 15, 2020)
Strikeouts:	15	-	vs Cal State Fullerton (Feb 23, 2020 at Cathedral City, CA)
Sac hits:	3	-	vs Kentucky (Feb 15, 2020)
Sac flies:	2	-	vs Kentucky (Feb 15, 2020)
Stolen bases:	3	-	vs Cal State Fullerton (Feb 23, 2020 at Cathedral City, CA)
Hit by pitch:	2	-	(5 times)
Caught stealing:	1	-	(6 times)
Runners LOB:	10	-	vs Kentucky (Feb 15, 2020)
Hit into DP:	1	-	(6 times)

Fielding

Putouts:	31	-	vs Kentucky (Feb 15, 2020)
Assists:	12	-	vs Kentucky (Feb 15, 2020)
Errors:	5	-	vs Tennessee (Feb 10, 2020)
Passed balls:	3	-	vs Portland State (Feb 07, 2020)
	3	-	vs Auburn (Feb 20, 2020 at Cathedral City, CA)
DPs turned:	2	-	vs Auburn (Feb 20, 2020 at Cathedral City, CA)

Pitching

Innings pitched:	10.1	-	vs Kentucky (Feb 15, 2020)
Runs allowed:	16	-	vs Maryland (Mar 01, 2020)
	16	-	vs Lehigh (Mar 07, 2020)
Earned runs:	15	-	vs New Mexico (Feb 21, 2020 at Cathedral City, Calif)
Walks allowed:	12	-	vs Lehigh (Mar 07, 2020)
Strikeouts:	11	-	vs Kentucky (Feb 15, 2020)
Hits allowed:	13	-	vs San Diego (Feb 21, 2020 at Cathedral City)
	13	-	vs Maryland (Mar 01, 2020)
Doubles allowed:	5	-	vs San Diego (Feb 21, 2020 at Cathedral City)
	5	-	vs Nebraska (Mar 07, 2020)
Triples allowed:	1	-	(7 times)
Homers allowed:	5	-	vs New Mexico (Feb 21, 2020 at Cathedral City, Calif)
Wild pitches:	5	-	vs Lehigh (Mar 07, 2020)
Hit batters:	3	-	vs Boise State (Feb 16, 2020)

TEAM STATISTICS

2020 GAME RESULTS

Date	Opponent	Score	Inns	Overall	Pac-12	Pitcher of record	Attend	Time
Feb 07, 2020	PORTLAND STATE	w 10-0	5	1-0-0	0-0-0	Meza, C (W 1-0)	744	1:38
Feb 07, 2020	KANSAS	w 8-5	7	2-0-0	0-0-0	Preston, M (W 1-0)	757	2:35
Feb 08, 2020	WESTERN MICHIGAN	L 7-9	7	2-1-0	0-0-0	Mejia, S (L 0-1)	778	2:20
Feb 08, 2020	#14 NORTHWESTERN	w 6-5	7	3-1-0	0-0-0	Preston, M (W 2-0)	754	2:40
Feb 09, 2020	SEATTLE U	w 7-0	7	4-1-0	0-0-0	Meza, C (W 2-0)	857	2:00
Feb 10, 2020	#12 TENNESSEE	L 5-8	7	4-2-0	0-0-0	Meza, C (L 2-1)	1172	1:10
Feb 14, 2020	ILLINOIS STATE	w 3-0	7	5-2-0	0-0-0	Meza, C (W 3-1)	726	1:40
Feb 14, 2020	#10 KENTUCKY	w 3-2	7	6-2-0	0-0-0	Preston, M (W 1-0)	732	2:10
Feb 15, 2020	DETROIT MERCY	w 15-1	5	7-2-0	0-0-0	Mejia, S (W 1-1)	729	2:15
Feb 15, 2020	#10 KENTUCKY	w 7-5	(11)	8-2-0	0-0-0	Meza, C (W 4-1)	739	2:55
Feb 16, 2020	BOISE STATE	w 8-0	5	9-2-0	0-0-0	Meza, C (W 5-1)	733	2:06
Feb 21, 2020	vs San Diego	w 14-2	7	10-2-0	0-0-0	Meza, C (W 6-1)	0	
Feb 21, 2020	vs New Mexico	w 15-0	5	11-2-0	0-0-0	Mejia, S (W 2-1)	0	1:45
Feb 20, 2020	vs Auburn	w 13-0	5	12-2-0	0-0-0	Preston, M (W 4-0)	0	2:05
Feb 22, 2020	vs #7 Florida	L 1-4	7	12-3-0	0-0-0	Preston, M (L 4-1)	0	2:18
Feb 22, 2020	vs Notre Dame	L 3-7	7	12-4-0	0-0-0	Meza, C (L 5-2)	0	2:05
Feb 23, 2020	vs Cal State Fullerton	L 3-4	7	12-5-0	0-0-0	Preston, M (L 4-2)	0	2:17
Feb 28, 2020	MARYLAND	w 8-0	5	13-5-0	0-0-0	Mejia, S (W 3-1)	722	1:45
Feb 28, 2020	WISCONSIN	w 3-1	7	14-5-0	0-0-0	Meza, C (W 7-2)	727	1:40
Feb 29, 2020	SOUTHERN UTAH	w 12-0	5	15-5-0	0-0-0	Lopez, L (W 1-0)	720	1:40
Feb 29, 2020	WISCONSIN	L 1-10	5	15-6-0	0-0-0	Preston, M (L 4-3)	736	1:20
Mar 01, 2020	MARYLAND	w 16-2	5	16-6-0	0-0-0	Meza, C (W 8-2)	720	2:10
Mar 05, 2020	WRIGHT STATE	w 12-0	5	17-6-0	0-0-0	Mejia, S (W 3-1)	722	1:34
Mar 06, 2020	NEW MEXICO STATE	L 0-2	7	17-7-0	0-0-0	Preston, M (L 4-4)	727	2:14
Mar 07, 2020	NEBRASKA	w 7-3	7	18-7-0	0-0-0	Meza, C (W 9-2)	731	2:00
Mar 07, 2020	LEHIGH	w 16-0	5	19-7-0	0-0-0	Mejia, S (W 5-1)	719	1:50
Mar 08, 2020	LEHIGH	w 9-0	5	20-7-0	0-0-0	Lopez, L (W 2-0)	713	1:35
Mar 08, 2020	OHIO STATE	w 9-0	5	21-7-0	0-0-0	Preston, M (W 4-4)	722	1:45
Mar 10, 2020	SOUTH DAKOTA	w 5-0	7	22-7-0	0-0-0	Meza, C (W 10-2)	996	1:50

() extra inning game



RECORDS

SUN DEVIL SOFTBALL

RECORDS

PERFECT GAMES/NO-HITTERS

PERFECT GAMES

1. Dale Ryndak	2/9/17	UTEP 8-0 (5)	6 K
2. Hillary Bach	3/3/12	Wichita State 9-0 (5)	5 K
3. Katie Burkhardt	3/14/08	Santa Clara 8-0 (5)	11 K
4. Katie Burkhardt	2/22/08	Illinois State 8-0 (5)	13 K
5. Katie Burkhardt	3/15/07	Notre Dame 3-0	13 K
6. Kirsten Voak	2/9/01	Utah State 10-0 (5)	9 K
7. Erica Beach	5/2/99	California 4-0	2 K

NO-HITTERS


Cielo Meza	2/9/2020	Seattle	7-0
G Juarez	3/30/18	BYU	7-0
Dale Ryndak	2/9/17	UTEP	8-0 (5)
\$ Breanna Macha	2/27/15	Binghamton	1-0 (8)
Mackenzie Popescue	4/25/14	Southern Miss	8-0 (5)
Dallas Escobedo	3/4/14	Longwood	1-0
* Dallas Escobedo	5/17/13	San Jose State	5-2
Mackenzie Popescue	3/1/13	North Dakota	8-0 (5)
Escobedo/Cooper	2/10/13	Boise State	10-0 (6)
Hillary Bach	3/3/12	Wichita State	9-0 (5)
Mackenzie Popescue	3/1/12	Wichita State	11-0 (5)
Dallas Escobedo	2/24/12	Central Connecticut State	8-0 (5)
Hillary Bach	3/27/09	Oregon	8-0 (6)
Katie Burkhardt	3/14/08	Santa Clara	8-0 (5)
Katie Burkhardt	2/22/08	Illinois State	8-0 (5)
Katie Burkhardt	3/15/07	Notre Dame	3-0
Megan Elliot	2/9/07	Syracuse	11-0 (5)
Katie Burkhardt	3/12/06	San Jose State	11-0 (5)
Desiree Serrano	2/9/06	Utah State	8-0
Burkhart/Serrano	3/12/05	UC Davis	11-0 (5)
Katie Burkhardt	3/4/05	San Diego State	1-0
Desiree Serrano	2/16/03	Iowa	8-0 (5)
Kirsten Voak	2/9/01	Utah State	10-0 (5)
Kirsten Voak	2/21/00	Simon Fraser	10-0 (5)
Kirsten Voak	3/12/99	Loyola Marymount	17-0 (5)
Kirsten Voak	3/12/99	Arkansas	5-0
Erica Beach	5/2/99	California	4-0
Roxanne Tsosie	5/2/98	California	2-0
Carrie Breedlove	2/21/98	Ball State	10-0 (5)
Carrie Breedlove	2/13/98	Detroit-Mercy	8-0 (5)
Roxanne Tsosie	3/14/97	California	8-0 (5)

* First in ASU postseason history | \$ First extra inning no-hitter in ASU history

TOTAL: 31



Dale Ryndak threw the 7th perfect game in Sun Devil Softball history in her first start of the 2017 season. Ryndak graduated from ASU in 2018.



California native, Cielo Meza threw Sun Devil Softball's most recent no-hitter (and her first at ASU) during the 2020 season against Seattle.



TEAM RECORDS

BATTING

At Bats

Season: 2,046
(1990)

Game: 52 at
Washington
(3/13/15)

Batting Average
Season: .340
(2011)

Hits
Season: 611
(2008)
Game: 22, vs.
Utah State
(2/22/04)

Runs Scored
Season: 480
(2008)
Game: 24 (2x),
last vs. Utah State
(2/22/04)

Doubles
Season: 107
(2008)
Game: 7 (3x), last
vs. Indiana State
(2/21/15)

Triples
Season: 23 (1989)
Game: 2, 2X
last vs. Purdue
(2/10/17)

Home Runs
Season: 99 (2008)
Game: 9, vs. UNLV
(4/7/09)

Slugging Percentage
Season: .607
(2019), .549
(2008)

On-Base Percent-
age

Season: .439
(2008)

RBI
Season: 451
(2011)
Game: 24, vs.
Utah State
(2/22/04)

Stolen Bases
Season: 107
(1997)
Game: 11 vs.
Howard (3/3/12)

Walks
Season: 301
(2008)
Game: 14, vs.
Stanford (3/22/14)

Grand Slams
Since 2012: 8
(2015)

PITCHING

ERA
Low: 1.18 (2006)
High: 4.64 (2019)

Innings Pitched
Season: 479
(2008/2006)
Game: 16, vs.
Illinois State 1973,
vs. Stanford 2002

Hits Allowed
Season Low: 262
(1987)
Season High: 537
(1993)

Runs Allowed

Season Low: 104
(1992)
Season High: 288
(1994)

Earned Runs Al-
lowed
Season Low: 67
(1992)
Season High: 241
(2015)

Strikeouts
Season: 666
(2006)
Game: 19, vs.
Portland State
2/22/13

Walks Allowed
Season Low: 63
(1995)
Season High: 182
(2019)

Complete Games
Season: 71 (2008)

Shutouts
Season: 28 (2008)

Lowest Opp. Avg
Season: .176
(2007)

Saves
Season: 10 (1991)

FIELDING

Fielding Percent-
age
Season: .984
(2011)

Putouts
Season: 1,450
(2007)

Assists
Season: 649
(2002)

Errors
Season Low: 26
(2011)

SUPERLATIVES

Games Played
High: 71
(2007/2008)
Low: 48 (1992)

Games Won
High: 66 (2008)
Low: 22 (1994)

Games Lost
High: 41 (1994)
Low: 5 (2008)

Games Won
(Home)
(Since 2000)
High: 43 (2008)
Low: 15 (2001)

Games Won
(Away)
(Since 2000)
High: 18 (2007)
Low: 1 (2004)

Conference Wins
(since 1986 in Pac-
10)
High: 18 (2008,
2012)
Low: 3 (2004)

Conference Losses
(since 1986 in Pac-
10)
High: 20 (1999)
Low: 3 (2008)

Longest Game

Innings: 16 vs. Illi-
nois State 1973
and vs. Stanford
2002

Conference
Sweeps
High: 5, 2012

Mercy Rule Wins
Season: 24, 2012

Best Season Start
2013, 21-0
Longest Win
Streak
Season: 28, 2008

Perfect Games
Season: 2, 2008
Individual: Katie
Burkhart, 3

All-Americans
Season: 5, 2008

2020 INDIVIDUAL GAME HIGHS

TEAM GAME HIGHS

Batting

At bats:	33	-	vs Kentucky (Feb 15, 2020)
	33	-	vs San Diego (Feb 21, 2020 at Cathedral City)
Runs scored:	16	-	vs Maryland (Mar 01, 2020)
	16	-	vs Lehigh (Mar 07, 2020)
Hits:	13	-	vs San Diego (Feb 21, 2020 at Cathedral City)
	13	-	vs Maryland (Mar 01, 2020)
RBIs:	16	-	vs Lehigh (Mar 07, 2020)
Doubles:	5	-	vs San Diego (Feb 21, 2020 at Cathedral City)
	5	-	vs Nebraska (Mar 07, 2020)
Triples:	1	-	(7 times)
Home runs:	5	-	vs New Mexico (Feb 21, 2020 at Cathedral City, Calif)
Total bases:	27	-	vs San Diego (Feb 21, 2020 at Cathedral City)
	27	-	vs New Mexico (Feb 21, 2020 at Cathedral City, Calif)
	27	-	vs Maryland (Mar 01, 2020)
Walks:	12	-	vs Lehigh (Mar 07, 2020)
Strikeouts:	11	-	vs Kentucky (Feb 15, 2020)
Sac hits:	3	-	vs Kentucky (Feb 15, 2020)
Sac flies:	2	-	vs Seattle U (Feb 09, 2020)
	2	-	vs Maryland (Mar 01, 2020)
Stolen bases:	3	-	vs Kentucky (Feb 15, 2020)
	3	-	vs Florida (Feb 22, 2020 at Cathedral City, CA)
Hit by pitch:	3	-	vs Boise State (Feb 16, 2020)
Caught stealing:	1	-	(5 times)
Runners LOB:	10	-	vs Tennessee (Feb 10, 2020)
Hit into DP:	2	-	vs Auburn (Feb 20, 2020 at Cathedral City, CA)

Fielding

Putouts:	33	-	vs Kentucky (Feb 15, 2020)
Assists:	13	-	vs Western Michigan (Feb 08, 2020)
Errors:	4	-	vs Western Michigan (Feb 08, 2020)
Passed balls:	2	-	vs Tennessee (Feb 10, 2020)
	2	-	vs New Mexico State (Mar 06, 2020)
DPs turned:	1	-	(6 times)

Pitching

Innings pitched:	11.0	-	vs Kentucky (Feb 15, 2020)
Runs allowed:	10	-	vs Wisconsin (Feb 29, 2020)
Earned runs:	10	-	vs Wisconsin (Feb 29, 2020)
Walks allowed:	5	-	vs Seattle U (Feb 09, 2020)
	5	-	vs Kentucky (Feb 14, 2020)
	5	-	vs Kentucky (Feb 15, 2020)
Strikeouts:	15	-	vs Cal State Fullerton (Feb 23, 2020 at Cathedral City, CA)
Hits allowed:	11	-	vs Western Michigan (Feb 08, 2020)
Doubles allowed:	4	-	vs Tennessee (Feb 10, 2020)

SINGLE-SEASON LEADERS

SINGLE-SEASON HITTING

Batting Average

(minimum 75 At-Bats)

	Name	Avg.	H/AB	Year
1.	Kaitlin Cochran	.492	92/187	2007
2.	Margaret Rebenar	.466	41/87	1976
3.	Kaitlin Cochran	.439	76/173	2008
4.	Kaitlin Cochran	.437	83/190	2006
5.	Amber Freeman	.436	79/181	2015
6.	Peggy McAbee	.434	36/83	1978
7.	Katelyn Boyd	.429	82/191	2011
8.	Katelyn Boyd	.419	78/186	2012
9.	Jackie Vasquez	.418	87/208	2008
10.	Jodi Rathbun	.416	37/89	1986
11.	Katelyn Boyd	.415	73/176	2010
12.	Lisa Dacquist	.413	83/201	1997
13.	Kindra Hackbarth	.412	70/170	2019
14.	Kaitlin Cochran	.410	64/156	2009
15.	Amber Freeman	.406	67/158	2014
16.	Phelan Wright	.405	75/185	2002
17.	Lisa Dacquist	.403	81/201	1996
	Jessica Mapes	.403	79/196	2009
18.	Morgan Howe	.402	66/164	2019
18.	Phelan Wright	.399	67/168	2001
19.	Bailey Wigness	.396	38/96	2012
20.	Alix Johnson	.395	60/152	2012

Home Runs

1.	Cheyenne Coyle	20	2013
	Kaitlin Cochran	20	2009
3.	Katelyn Boyd	19	2012
	Annie Lockwood	19	2011
	Maddi Hackbarth	19	2019
6.	Amber Freeman	18	2013
7.	Mindy Cowles	18	2008
	Kaitlin Cochran	18	2007
	Katelyn Boyd	18	2011
10.	Kaitlin Cochran	17	2006
	Mindy Cowles	17	2006
	Kindra Hackbarth	17	2019
	Elizabeth Caporuscio	16	2012
	Kristen Miller	16	2008
15.	Katelyn Boyd	15	2010
	Krista Donnenwirth	15	2008
	Mindy Cowles	15	2007
	Amber Freeman	15	2015
	Chelsea Gonzalez	15	2016
	Bethany Kemp	15	2015
	Valerie Sevilla	15	2004
	Jennifer Soria	15	2016
	Phelan Wright	15	2003
24.	Kaitlin Cochran	14	2008

Runs Batted In

1.	Krista Donnenwirth	74	2008
2.	Annie Lockwood	72	2011
3.	Haley Steele	69	2015
4.	Bianca Cruz	67	2007
5.	Cheyenne Coyle	66	2013
	Katelyn Boyd	66	2011
7.	Katelyn Boyd	62	2012
8.	Morgan Howe	61	2019

	Amber Freeman	61	2013
	Kaitlin Cochran	61	2006
10.	Katelyn Boyd	60	2009
	Mindy Cowles	60	2008
12.	Kaitlin Cochran	59	2009
	Kaitlin Cochran	59	2007
14.	Kindra Hackbarth	57	2019
15.	Kristen Miller	56	2008
16.	Annie Lockwood	55	2012
17.	Mindy Cowles	54	2007
	Krista Donnenwirth	54	2011
19.	Alix Johnson	53	2012
20.	Kara Brun	52	2002
	Mandy Urfer	52	2011

Triples

1.	Jodi Reichow	9	1976
2.	Rachel Brown	8	1991
3.	Kathy Escarcega	6	1985
4.	Kindra Hackbarth	5	2018
	Kathy Escarcega	5	1987
	Kathy Escarcega	5	1986
	Suzie Gaw	5	1982
	Kelly Jackson	5	1984
	Jayne Jenkins	5	1995
	Wendy Johnson	5	1993
	Peggy McAbee	5	1978
	Jodi Rathbun	5	1985
	Jeanne Redondo	5	1994
	Shawn Ritchey	5	1979
	Cheryl Smith	5	1989

Doubles

1.	Kaitlin Cochran	19	2008
2.	Kindra Hackbarth	18	2019
2.	Elizabeth Caporuscio	17	2014
	Katelyn Boyd	17	2012
	Katelyn Boyd	17	2009
	Valerie Sevilla	17	2004
	Phelan Wright	17	2002
	Alyssa Johnson	17	1996
8.	Morgan Howe	16	2019
	Kara Brun	16	2000
	Kaitlin Cochran	16	2007
	Kathy Escarcega	16	1987
	Amber Freeman	16	2015
12.	Haley Steele	14	2013
	Katelyn Boyd	14	2011
	Krista Donnenwirth	14	2008
	Phelan Wright	14	2004
	Valerie Sevilla	14	2005

SINGLE-SEASON LEADERS

SINGLE-SEASON HITTING CONT.

Hits

1.	Kaitlin Cochran	92	2007
2.	Jackie Vasquez	87	2008
3.	Ann Rowan	86	1990
4.	Kaitlin Cochran	83	2006
	Lisa Dacquisto	83	1997
6.	Katelyn Boyd	82	2011
7.	Lisa Dacquisto	81	1996
8.	Jessica Mapes	79	2009
	Amber Freeman	79	2015
10.	Katelyn Boyd	78	2012
11.	Kaitlin Cochran	76	2008
12.	Krista Donnenwirth	75	2008
	Phelan Wright	75	2002
	Katelyn Boyd	75	2010
15.	Kindra Hackbarth	74	2018
16.	Kara Brun	72	2002
	Erin Hull	72	1996
	Lesley Rogers	72	2010
	Nichole Thompson	72	2002
20.	Kindra Hackbarth	70	2019
	Valerie Sevilla	70	2004
22.	Lisa Dacquisto	69	1994
	Amber Freeman	69	2014

Stolen Bases

1.	Kristin Farber	33	2004
2.	Lisa Dacquisto	31	1996
3.	Michelle Smith	30	2006
4.	Lisa Dacquisto	28	1995
5.	Katelyn Boyd	27	2010
	Kaitlin Cochran	27	2007
7.	Raja Woods	26	1997
8.	Lisa Dacquisto	25	1997
	Erin Hull	25	1996
10.	Lesley Rogers	23	2010
11.	Katelyn Boyd	22	2012
12.	Kristin Farber	21	2002
	Raja Woods	21	1998
14.	Katelyn Boyd	20	2011
15.	Stacey Slick	18	1997
	Lisa Dacquisto	18	1994
17.	Kaitlin Cochran	17	2009
18.	Alix Johnson	16	2013
	Kristin Farber	16	2001
	Tammy Lohmann	16	1997
	Dee Dee Camarena	16	1993
	Ann Rowan	16	1991

Stolen Bases were recorded in 1976-79 and 1982-present.

SINGLE-SEASON PITCHING

(Pitching statistics unclear before 1979)

Wins

1.	Katie Burkhart	41	2008
2.	Dallas Escobedo	37	2011
3.	Katie Burkhart	35	2007
4.	Erica Beach	33	2002
5.	Hillary Bach	31	2009
6.	Dallas Escobedo	30	2013
	Katie Burkhart	30	2006
	Kirsten Voak	30	2000
9.	G Juarez	26	2018
10.	Hillary Bach	25	2010
11.	Dallas Escobedo	24	2012
	Kirsten Voak	24	1999
	Roxanne Tsosie	24	1998
	Donna Stewart	24	1987
	Dallas Escobedo	24	2014
16.	Lucy Casarez	23	1979
17.	Melannie Kyler	22	1978
	Hillary Bach	22	2012
19.	Lucy Casarez	21	1982
	Melanny Kyler	21	1977
21.	Megan Elliott	20	2008
	Lucy Casarez	20	1980
	Laura Houle	20	1985
	Mackenzie Popescue	20	2014

Earned Run Average (Minimum 100 innings)

1.	Melannie Kyler	0.23	1978
2.	Paula Miller	0.27	1973
3.	Kim Bickford	0.39	1984
4.	Lucy Casarez	0.57	1981
5.	Lucy Casarez	0.59	1980
6.	Lucy Casarez	0.60	1982
7.	Pam White	0.62	1983
8.	Laura Houle	0.63	1985
	Becky Stevens	0.63	1986

Strikeouts

1.	Katie Burkhart	517	2007
2.	Katie Burkhart	513	2008
3.	Katie Burkhart	420	2006
4.	Dallas Escobedo	336	2013
5.	Dallas Escobedo	326	2011
6.	Kirsten Voak	316	2000
7.	Kirsten Voak	314	1999
8.	Dallas Escobedo	310	2014
9.	Melannie Kyler	246	1978
10.	G Juarez	305	2018
11.	Dallas Escobedo	237	2012
	Lucy Casarez	237	1981
13.	Desiree Serrano	226	2003
14.	Katie Burkhart	220	2005
15.	Lucy Casarez	219	1980
15.	Lucy Casarez	210	1979
16.	Desiree Serrano	208	2004
17.	Erica Beach	201	2002

CAREER LEADERS (1971-2020)

CAREER HITTING

Batting Average (Minimum 200 At-Bats)

1.	Kaitlin Cochran (2006-09)	.445
2.	Katelyn Boyd (2009-12)	.391
3.	Amber Freeman (2012-15)	.389
4.	Phelan Wright (2001-04)	.381
5.	Morgan Howe (2018-19)	.380
6.	Lisa Dacquisto (1994-97)	.378
7.	Leanne Easley (1972-75)	.377
8.	Bailey Wigness (2011-14)	.371
9.	Rachel Brown (1991-92)	.362
10.	Jodi Rathbun (1985-87)	.361
11.	Kara Brun (2000-03)	.350
12.	Peggy McAbee (1978-79)	.349
13.	Talor Haro (2009-12)	.346
14.	Lesley Rogers (2008-11)	.341
15.	Valerie Sevilla (2003-05)	.333
	Nichole Thompson (1999-02)	.333
17.	Raja Woods (1997-98)	.332
	Abby Spiel (2013-16)	.332
19.	Annie Lockwood (2009-12)	.322
	Haley Steele (2012-15)	.322
	Sashel Palacios (2014-17)	.322

Home Runs

1.	Kaitlin Cochran (2006-10)	69
2.	Katelyn Boyd (2009-12)	62
3.	Mindy Cowles (2005-08)	60
4.	Amber Freeman (2012-2015)	56
5.	Haley Steele (2012-2015)	48
6.	Chelsea Gonzales (2014-17)	44
7.	Annie Lockwood (2009-12)	42
8.	Phelan Wright (2001-04)	40
9.	Krista Donnenwirth (2008-11)	36
	Alix Johnson (2011-14)	36
11.	Bethany Kemp (2012-2015)	35
12.	Caylyn Carlson (2007-10)	34
	Kara Brun (2000-03)	34
14.	Cheyenne Coyle (2013-14)	33
15.	Kristen Miller (2006-08)	31
16.	Mandy Urfer (2008-11)	29
17.	Sam Parlich (2010-13)	27
	Erica Beach (1999-2002)	27
	Elizabeth Caporuscio (2011-2015)	27
22.	Jennifer Soria (2013-16)	23

Runs Batted In

1.	Katelyn Boyd (2009-12)	236
2.	Kaitlin Cochran (2006-09)	230
3.	Haley Steele (2012-2015)	209
4.	Krista Donnenwirth (2008-11)	199
5.	Amber Freeman (2012-2015)	197
6.	Mindy Cowles (2005-08)	188
7.	Chelsea Gonzales (2014-17)	183
8.	Annie Lockwood (2009-12)	175
9.	Kara Brun (2000-03)	165
10.	Phelan Wright (2001-04)	162
11.	Alix Johnson (2011-14)	154
12.	Erica Beach (1999-02)	153
13.	Elizabeth Caporuscio (2012-2015)	144
14.	Caylyn Carlson (2007-10)	135
15.	Sam Parlich (2010-13)	125
16.	Kaylyn Castillo (2009-11)	121
17.	Chris Gill (1997-99)	115
18.	Lesley Rogers (2008-11)	111
19.	Mandy Urfer (2008-11)	109

	Cheyenne Coyle (2013-14)	109
21.	Alyssa Johnson (1993-96)	108

Hits

1.	Kaitlin Cochran (2006-09)	315
2.	Lisa Dacquisto (1994-97)	296
3.	Katelyn Boyd (2009-12)	295
4.	Kara Brun (2000-03)	266
5.	Amber Freeman (2012-2015)	267
6.	Phelan Wright (2001-04)	260
7.	Nichole Thompson (1999-02)	253
8.	Ann Rowan (1988-91)	245
9.	Kristin Farber (2001-04)	238
10.	Haley Steele (2012-2015)	234
11.	Krista Donnenwirth (2008-11)	231
12.	Lesley Rogers (2008-11)	230
13.	Missy Hixson (1999-02)	228
14.	Alyssa Johnson (1993-96)	224
15.	Erica Beach (1999-02)	222
16.	Elizabeth Caporuscio (2012-2015)	220
17.	Alix Johnson (2011-14)	213
18.	Chelsea Gonzales (2014-17)	205
19.	Mindy Cowles (2005-08)	203
20.	Sam Parlich (2010-13)	194
21.	Jackie Vasquez (2006-08)	191
22.	Kathy Escarcega (1984-87)	187
23.	Christy Serritella (1989-92)	184

Doubles

1.	Katelyn Boyd (2009-12)	60
2.	Kaitlin Cochran (2006-09)	54
3.	Kara Brun (2000-03)	50
4.	Haley Steele (2012-2015)	49
5.	Amber Freeman (2012-2015)	46
	Elizabeth Caporuscio (2012-2015)	46
7.	Phelan Wright (2001-04)	44
8.	Nikki Girard (2013-16)	40
9.	Kathy Escarcega (1984-87)	39
10.	Chelsea Gonzales (2014-17)	38
	Alix Johnson (2011-14)	38
12.	Alyssa Johnson (1993-96)	37
	Missy Hixson (1999-02)	37
14.	Krista Donnenwirth (2008-11)	36
15.	Lesley Rogers (2008-11)	35
16.	Mindy Cowles (2005-08)	33
	Nichole Thompson (1999-02)	29
	Chris Gill (1997-99)	29
19.	Caylyn Carlson (2007-10)	28
	Erica Beach (1999-2002)	28
21.	Morgan Howe (2018-19)	27
22.	Tammy Lohmann (1993-97)	26
	Kaylyn Castillo (2009-11)	26

Triples

1.	Kathy Escarcega (1984-87)	20
2.	Suzie Gaw (1979-82)	14
3.	Jayne Jenkins (1994-97)	11
	Ann Rowan (1988-91)	11
	Rachel Brown (1991-92)	11
6.	Kaitlin Cochran (2006-09)	10
	Kelly Jackson (1982-85)	10

RECORDS

CAREER LEADERS (1971-2020)

CAREER HITTING CONT.

Stolen Bases

1.	Lisa Dacquisto (1994-97)	102
2.	Katelyn Boyd (2009-12)	82
3.	Kristin Farber (2001-04)	80
4.	Kaitlin Cochran (2006-09)	67
5.	Michelle Smith (2004-07)	58
6.	Erin Hull (1994-98)	52
7.	Raja Woods (1997-98)	47
8.	Mindy Cowles (2005-08)	40
	Alix Johnson (2011-14)	40
10.	Lesley Rogers (2008-11)	39
11.	Bailey Wigness (2011-14)	38
12.	Nichole Thompson (1999-02)	37
	Ann Rowan (1988-91)	37
14.	Stacey Slick (1996-97)	33
15.	Tammy Lohmann (1993-97)	31
16.	Dee Dee Camarena (1991-93)	27
17.	Kathy Escarcega (1984-87)	25

CAREER PITCHING

Wins

1.	Katie Burkhart (2005-08)	118
2.	Dallas Escobedo (2011-14)	115
3.	Hillary Bach (2009-12)	88
4.	Lucy Casarez (1979-82)	81
5.	Erica Beach (1999-02)	79
6.	Kirsten Voak (1999-02)	76
7.	Desiree Serrano (2003-06)	63
8.	Roxanne Tsosie (1995-98)	62
9.	Megan Elliott (2007-10)	59
	Mackenzie Popescue (2011-14)	59
11..	Terri Carnicelli (1989-92)	57
12.	Carrie Breedlove (1995-98)	50
13.	Donna Stewart (1986-89)	48

Earned Run Average

(Minimum 200 innings pitched)


1.	Melannie Kyler (1977-78)	0.52
2.	Kim Bickford (1983-84)	0.55
3.	Laura Houle (1982-85)	0.59
4.	Lucy Casarez (1979-82)	0.63
5.	Pam White (1983-84)	0.68
6.	Paula Miller (1971-73)	0.70

Strikeouts

1.	Katie Burkhart (2005-08)	1,670
2.	Dallas Escobedo (2011-14)	1,222
3.	Kirstin Voak (1999-02)	893
4.	Lucy Casarez (1979-82)	806
5.	Desiree Serrano (2003-06)	786
6.	Erica Beach (1999-02)	501
7.	Roxanne Tsosie (1995-98)	431
8.	Melannie Kyler (1977-78)	424
9.	Hillary Bach (2009-12)	390
10.	Breanna Macha (2015- 2018)	387
11.	Megan Elliott (2007-10)	372
12.	Carrie Breedlove (1995-98)	365
13.	Mackenzie Popescue (2011-14)	319
14.	Donna Stewart (1986-89)	309
15.	Terri Carnicelli (1989-92)	255



Katie Burkhart pitches at the WCWS. Burkhart holds the Sun Devil Softball career record for wins and strikeouts.



Katie Cochran hits at Farrington. Cochran is one of the most elite hitters in Sun Devil Softball history - claiming the title to most career hits, home runs, and highest batting average.



HISTORY

SUN DEVIL SOFTBALL

ALL-TIME NUMBERS

00

Jenna Makis (12-15)

1

Amber Tinstman (91-93)
Erin Hull (94-98)
Erica Beach (99-02)
Billie Akauola (03-04)
Kayla Ketchum (23-13)
Skylar McCarty (16-19)

2

Brandi Hust (89-90)
Dee Brewer (91)
Anna Flores (93)
Jessica Niebuhr (94-95)
Missy Hixon (99-02)
Trisha Tornberg (04)
Bridgette Caron (05-06)
Caylyn Carlson (08-10)

3

Jeanne Redondo (94)
Karla Contryman (95)
Rebecca Krupsky (12)
Abby Spiel (13-16)
Ashley Moss (18)

4

Kate Stoll (95-96)
Andrea Rodgers (99-00)
Kristin Farber (01-04)
Bianca Cruz (06)
Megan Elliott (08-10)
Mary Spiel (11-13)
Breona Peralta (15-16)

5

Cheryl Smith (89)
Cheri Keller (90-93)
Carrie James (94-97)
Holly Smith (98-99)
Stacey Farnworth (00-01)
Kari Reidhead (02-04)
Rhiannon Baca (05-08)
Christina Zambrana (10-12)

Jennifer Soria (13-16)
Randi Farricker (17-18)

6

Becky Davis (89-91)
Abbie Sodaro (92)
Jeanne Redondo (93)
Alicia Flanagan (00-01)
Katie Cobbs (02)
Andria Barrera (03)
Himmita Hixson (05-06)
Renne Welty (08)
Mackenzie Popescue (10)
Savannah Morales (20)

7

Natale King (89)
Jo Garcia (90)
Shanen Kreipl (92)
Julianne Castro (93)
Kara Brun (00-03)
Katie Burkhart (05-08)
Jessica Donovan (09-11)
Sierra Rodriguez (14-15)
Ciera Schick (16)

8

Shanen Kreipl (94-95)
Jennifer Forner (00-03)
Michelle Smith (04-06)
Lesley Rogers (08-12)
Raiana Dobbs (13-16)
Morgan Leinstock (20)

9

Terri Carnicelli (89-92)
Tammy Lohmann (93-97)
Jennifer Langenhuizen (98-00)
Kristen Swetel (01-02)
Jen McCard (03-06)
Sarah Rice (08-11)
Amber Freeman (12-15)
Fa Leilua (16-17)

10

Dina Buccola (87)
Cheryl Smith (88)

Ann Rowan (89-91)
Kim Corbett (92-93)
Anne Marie Risquez (94)
Kristin Korb (95)
Stacey Slick (96-97)
Bonnie Brannen (99-02)
Carla Strega (03)
Hillary Bach (10-12)
Kenzey Kaler (13)

11

Linda Neeley (87)
Alyssa Johnson (94-96)
Devyn Braga (98-00)
Samantha Zadel (06)
Krista Donnenwirth (08-11)
Chelsea Gonzales (15-17)
Kwyn Cooper (18)
Samantha Mejia (19-20)

12

Melinda Cook (89-90)
Pam Simmons (91)
Shanen Kreipl (93)
Juliane Castro (94)
Roxanne Tsosie (95-98)
Kirsten Voak (99-02)
Valerie Sevilla (03-05)
Jessica Maples (06-08)
Dallas Escobedo (11-14)
Missy Eisen (16-18)

13

Sherry Curry (88-89)
Michelle Madrid (90)
Dottie Conroy (91-92)
Tina Ruff (93-97)
Jaie Hlebechuk (99-00)
Phelan Wright (01-04)
Sashel Palacios (14-17)
Maddi Hackbarth (18)

14

Yvette Baltazar (87-89)
Amber Tinstman (90)
DeDe Camarena (91-93)
Lisa Dacquisto (94-97)
Delenah Langley (06)

ALL-TIME NUMBERS

Clarissa Andorfer-Lopez (08)
Alexis Cooper (13-15)

15

Kathy Escarcega (87)
Jodi Miller (88)
Sandra Langston (94)
Tanya Hermosillo (95-97)
Felicia Romero (01)
Amber Turner (02)
Katie Cobos (03)
Kristin Crenshaw (05-06)
Katie Crabb (08-10)
Becca Tikey (12-13)
Margaret Stahm (14)
Jade Gortarez (18-19)

16

Stephanie May (87)
Natalie King (88)
Jayme Jenkins (94-97)
Blair Holck (02)
Alyson Tobyne (04)
Ciri Bryan (05)
Kaitlin Cochran (08)
Lucy Aubrecht (11-13)
Shea Koepnick (15-16)

17

Stephanie May (88)
Carla Fortune (96-97)
Lesley-Ann Murphy (98-00)
Adriana Garcia (02-03)
Bre DeSanta (04)
Marisa Trevino (06)
Katelyn Boyd (10-12)
Mandi Grebe (13-15)

18

Michele Gravatt (87)
Becky Davis (88)
Jodie Pirtle (94-96)
Heidi Knabe (04-06)
Michelle Nulliner (08-11)

19

Joelle Wilkerson (87)
Christy Serritella (89-92)
Jodie Pirtle (93)

Susanne Reynolds (94)
Jessica Shapiro (95)
Lesley-Ann Murphy (97)
Dee Wathen (00)
Susan Aguilar (03)
Brittany Fait (04)
Bailey Oetting (17)

20

Cheryl Persinger (87)
Joelle Wilkerson (88)
Tammy Duncan (89)
Jackie Amara (90-91)
Carrie Breedlove (95-98)
Carly Grainger (00)
Nicole Cullen (01)
Pua Reis (02)
Kim Zadrozny (03-06)
Brittany Matta (08)
Sam Parlich (10-13)
Marisa Stankiewicz (14-18)

21

Donna Stewart (87-89)
Kim Anderson (90-91)
Missy Eskew (92)
Kim Stone (93)
Daniela Alvarez (94)
Julie Adolph (99)
Anne Thul (00)
Joy Hull (03)
Katie Cobos (04)
Jackie Vasquez (06-08)
Bethany Kemp (12-15)

22

Karen Fifield (87)
Ann Rowan (88)
Stephanie May (89-90)
Wendy Johnson (91-94)
Stephanie Cottler (95)
Melissa Miller (96-99)
Sara Kahler (00-01)
Keri Pulcifer (03-04)
Mindy Cowles (05-08)
Talor Haro (10-12)
Allie Butterfield (13-16)

23

Sheila Winchell (87-88)
Dawn Wood (90-93)
Anna Flores (94)

Raja Woods (97-98)
Nichole Andrade (99-02)
Ashley Werchky (03-06)
Amanda Nesbitt (08)
Lexi Anderson (10)
Alyssa Loza (17-18)

24

Karen Fifield (88-89)
Karey James (90-91)
Amy Day (92-94)
Leah Bartell (95-97)
Jennifer Gall (99)
Julie Baldenegro (00)
Cheryl Evans (03)
Aurora Pangallo (10)
Breanna Kaye (11-12)
Katee Aguirre (13-16)

25

Becky Stevens (87)
Char Schmitt (88)
Stephanie Darnall (89)
Shannon Finch (90)
Mona Nard (91-94)
Holly Smith (97)
Sharee Zaleski (03-06)
Brooke Neuman (08-09)
Lacy Goodman (10-11)
Danielle Muniz (12-13)
Brianna Wise (17-18)

26

Jodi Rathbun (87)
Becky Stevens (88)
Liz Phillips (90-91)
Alyssa Johnson (93)
Nikole Afusia (09-12)
Taylor Becerra (16-19)

27

Lisa Mahl (87)
Michele Gravatt (88-89)
Rachel Brown (90-92)
Susanne Reynolds (93)
Kaylyn Castillo (10-11)
Cheyenne Coyle (13-14)
Margaret Stahm (15-17)

ALL-TIME NUMBERS

28

Rylee Maston (18)

31

Paris Kurszewski (13)

32

Kathy Ponce (96-99)

Ashley Tennant (00)

Haley Steele (12-15)

33

Christin Gill (98-99)

Cathy Chamberlain (00)

Andria Barrera (04)

Kristin Miller (06-08)

Alix Johnson (11-14)

Emma Ramelot (17)

36

Mandy Urfer (08-11)

37

Erin Wardein (99-02)

40

Avianna Davis (16)

41

Danielle Gibson (18)

42

Shiloh Talanoa (01)

44

Kerry Moloney (95-96)

Christine Gill (97)

Kelsey Kessler (15-16)

45

Giselle 'G' Juarez (17-18)

47

Morgan Howe (18-19)

48

Lindsay Edgerton (11-14)

49

Nichole Chilson (15-18)

55

Elizabeth Caporuscio (12-15)

Taylor Blair (16)

77

Ashlee Beetso (04)

Dani Rae Lougheed (08-11)

Dale Ryndak (15-18)

88

Annie Lockwood (10-12)

Nikki Girard (13-16)

99

Desiree Serrano (02-06)

Ashley Muenz (08-10)

Mackenzie Popescue (11-14)

Breanna Macha (15-18)

PRE-NUMBERED ROSTERS

1967

Judy Browning
Judy Driggs
Nancy Ellis
Judy Fischer
Kathy Handel
Judie Koenig
Marilyn McClelland
Phyllis Neese
Karla Prather
Phyllis Revello
Cherry Roberds
Millie Roberts
Jan Rouwenhorst
Andy Tomcheck
Anita Zimmerman

1970

Joan Arvin
Karen Cole
Maggie Finnegan
Sandy Harman
Cassie Hayes
Judy Hoke
Lynn Kolstad
Christie Price
Candy Self
Gwen Shaw
Diane Wolta

1971

Georgia Buelow
Susan Halter
Cassie Hayes
Judy Hoke
Ginger Kurtz
Kathy McGlynn
Cindy Mikois
Paula Miller
Mary Bea Porter
Christie Price
Marilyn Rau

1972

Betty Barr
Georgia Buelow
Leanne Easley
Mary Evans
Susan Halter
Cassie Hayes
Judy Hoke

Ginger Kurtz
Patty McKee
Paula Miler
Lynn Mooney
Marilyn Rau

1973

Elizabeth Barr
Denise Buchanan
LeeAnn Easley
Mary Evans
Judy Hoke
Jean Killingsworth
Patty McKee
Paula Miller
Lynn Mooney
Roxanne Motrenec
Rebecca Rice
Cheryl Stice

1974

Marty Boles
Denise Buchanan
Leanne Easley
Jean Killingsworth
Roxanne Motrenec
Linda Pelletier
Rebecca Rice
Marita Royere
Ann Spannagel
Cheryl Stice
Sue VantHof

1975

Denny Buchanan
Leanne Easley
Patti Hayes
Mary Jolly
Eileen McNally
Pat Navarro
Linda Pelletier
Sue Preciado
Marita Royere
Jeanette Sinohui
Cheryl Stice
Sue VantHof

1976

Julia Cota
Patti Hayes
Sue Hosso
Susan Hughes

Ellen Lawler
Linda Pelletier
Jenee Proudfoot
Margaret Rebenar
Jodi Reichow
Marita Royere
Fran Sarullo
Cheryl Stice
Sue Vant Hof

1977

Suzie Calderon
Deanne Clark
Linda Coats
Patit Hayes
Barabara Hoersche
Susan Hughes
Melannie Kyler
Ellen Lawler
Teri Neeley
Linda Pelletier
Eva Rockwell
Marita Royere
Cindy Sharpe

1978

Suzie Calerson
Cindy Capistran
Barabara Chambers
Linda Coats
Patti Hayes
Melannie Kyler
Lee Lindsay
Peggy McAbee
Teri Neeley
Peaches Seniuk
Cindy Sharpe
Andi Sinohui
Danita Soqui
Paula Stufflebeam
Kim Wright

PRE-NUMBERED ROSTERS

1979

Linda Belcher
 Lucy Casarez
 Barbara Chambers
 Suzie Gaw
 Irene Gray
 Lee Lindsay
 Peggy McAbee
 Katie Nielsen
 Shawn Ritchey
 Peaches Seniuk
 Andi Sinohui
 Carol Sinn
 Shera Smith
 Teri Smith
 Paula Stufflebeam

1980

Linda Belcher
 Lucy Casarez
 Barbara Chambers
 Suzie Gaw
 Helen Gilligan
 Irene Gray
 Shawn Ritchey
 Carol Sinn
 Andi Sinohui
 Teri Smith
 Diane Stevens
 Paula Stufflebeam
 Brenda VanAmburg

1981

Tami Brown
 Shawn Ritchey
 Susie Gaw
 Kathy Tackett
 Judy Crouse
 Lucy Casarez
 Lisa Clinchy
 Paula Stufflebeam
 Gayle Beuermann
 Sue Bristow
 Andi Sinohui
 Linda Belcher
 Irene Gray
 Brenda VanAmburg

1982

Shawn Ritchey
 Lisa Clinchy

Kathy Tackett
 Judy Crouse
 Suzie Gaw
 Lucy Casarez
 Kelly Jackson
 Sue Bristow
 Tami Brown
 Brenda Van Amburg
 Laurie Woodcock
 Yolanda Moreno
 Cheryl Abrahams
 Laura Houie

1983

Pam White
 Laura Houie
 Kim Bickford
 Kathy Tackett-Hicks
 Cindy Sullivan
 Tami Brown
 Angie LoSasso
 Kelly Fiehler
 Laurie Woodcock
 Pam Schumacher
 Yolanda Moreno
 Brenda VanAmburg
 Kelly Jackson

1984

Kelly Fiehler
 Laurie Woodcock
 Kelli Pendergrast
 Kathy Escarcega
 Laura Houie
 Dina Buccola
 Yolanda Moreno
 Tami Brown
 Kelly Jackson
 Angie LoSasso
 Cheryl Persinger
 Kim Bickford

1985

Laura Houie
 Kathy Escarcega
 Annette DelaCruz
 Cheryl Persinger
 Angie LoSasso
 Dana Grew
 Dina Buccola
 Kelly Jackson
 Yolanda Moreno

Lisa Martin
 Linda Neeley
 Sheila Winchell
 Laurie Woodcock

1986

Michelle Gravatt
 Becky Stevens
 Lynn Whitey
 Kathy Escarcega
 Donna Stewart
 Tracy McCarron
 Cheryl Persinger
 Angie LoSasso
 Dina Buccola
 Yvette Baltazar
 Linda Neeley
 Sheila Winchell
 Dionne Swan
 Karen Fifield

ALL-AMERICANS

2019

Morgan Howe	1st team
Kindra Hackbarth	2nd team

2018

G Juarez	1st team
----------	----------

2015

Amber Freeman	1st team
---------------	----------

2014

Amber Freeman	2nd team
Dallas Escobedo	2nd team

2013

Amber Freeman	1st
Cheyenne Coyle	2nd
Dallas Escobedo	2nd

2012

Katelyn Boyd	1st
Alix Johnson	1st

2011

Dallas Escobedo	1st
Kaylyn Castillo	1st
Katelyn Boyd	1st

2010

Katelyn Boyd	1st
--------------	-----

2009

Kaitlin Cochran	1st
Jessica Mapes	3rd

2008

Katie Burkhart	1st
Kaitlin Cochran	1st
Mindy Cowles	2nd
Krista Donnenwirth	3rd
Jackie Vasquez	3rd

2007

Katie Burkhart	1st
Kaitlin Cochran	1st

2006

Kaitlin Cochran	1st
-----------------	-----

2004

Phelan Wright	2nd
---------------	-----

2004

Phelan Wright	2nd
---------------	-----

2002

Phelan Wright	1st
Nichole Thompspon	3rd

2000

Kirsten Voak	2nd
--------------	-----

1999

Erica Beach	1st
Kirsten Voak	3rd

1997

Lisa Dacquisto	1st
----------------	-----

1996

Lisa Dacquisto	1st
----------------	-----

1992

Rachel Brown	1st
--------------	-----

1991

Rachel Brown	2nd
--------------	-----

1990

Ann Rowan	2nd
-----------	-----

1987

Jodi Rathbun	2nd
--------------	-----

1986

Kathy Escarcega	1st
-----------------	-----

1975

Denise Buchanan	1st
Paula Noel	1st

1974

Paula Noel	1st
------------	-----

1973

Paula Noel	1st
------------	-----

Academic All-Americans

2015	Amber Freeman	1st
2014	Bailey Wigness	1st
2014	Amber Freeman	2nd
2013	Sam Parlich	1st
2013	Bailey Wigness	1st
2012	Hillary Bach	1st
2012	Katelyn Boyd	1st
2012	Bailey Wigness	1st
2012	Annie Lockwood	3rd
2011	Katelyn Boyd	3rd
2009	Kaitlin Cochran	1st
2009	Jessica Mapes	2nd
2008	Jackie Vasquez	2nd
2008	Kaitlin Cochran	2nd
2003	Adriana Garia	3rd
2003	Kara Brun	2nd
2002	Kara Brun	2nd
2001	Erica Beach	1st
1997	Stacey Slick	2nd

Sun Devil Athletics Hall of Fame

Player - Years - Inducted

Erica Beach - 1999-2002 - 2012

Kara Brun - 2000-2002 - 2014

Lucy Casarez- 1979-1982 - 2011

Lisa Dacquisto - 1994-1997 - 2008

Kathy Escarcega - 1984-1987 - 1999

Margie Wood Law - 1953-1957 - 1977

Paula Miller Noel - 1971-1973 - 1975

Mary Bea Porter - 1968-1973 - 2001

Jodi Rathbun - 1983-1987 - 2000

Marilyn Rau - 1971-1972 - 1991

Ann Rowan - 1988-1991 - 2006

Phelan Wright - 2001-2004 - 2016

Katie Burkhart - 2005-2008 - 2018

Coach Years Inducted

Mary Littlewood - 1969-1989 - 1990

PAC-12 WEEKLY/YEARLY AWARDS

PITCHER/PLAYER OF THE WEEK

Player..... Pitcher

2019

April 29.....Morgan Howe

March 25.....Maddi Hackbarth

Feb. 19.....Kindra Hackbarth

2018

April 2.....Marisa Stankiewicz ..G Juarez

March 26.....Danielle Gibson*

March 19.....G Juarez

March 13.....G Juarez

2017

March 28.....Sashel Palacios

March 14.....Chelsea Gonzales

2016

April 4.....Jennifer Soria

March 1.....Nikki Girard

2015

March 9.....Breanna Macha*

2014

April 28.....Mackenzie Popescue

March 12.....Dallas Escobedo

Feb. 11.....Dallas Escobedo

2013

May 13.....Dallas Escobedo

April 29.....Cheyenne Coyle

April 15.....Dallas Escobedo

March 19.....Sam Parlich

March 5.....Alix Johnson

Feb. 12.....Cheyenne Coyle

Escoebdo

2012

April 30.....Katelyn Boyd.....

April 23.....Katelyn Boyd.....

April 9.....Hillary Bach

March 13.....Katelyn Boyd.....

March 6.....Katelyn Boyd.....

Feb. 21.....Hillary Bach

2011

May 9.....Annie Lockwood

April 26.....Kaylyn CastilloDallas Escobedo

Feb. 15.....Krista Donnenwirth.....

Escobedo

2009

March 31.....Kaitlin Cochran.....

March 3.....Renee Welty.....

2008

April 29.....Kristen Miller

April 22.....Krista Donnenwirth.....

April 15.....Katie Burkhart

March 25.....Katie Burkhart

Feb. 19.....Kaitlin Cochran.Katie Burkhart

2007

May 8.....Mindy Cowles.....

April 17.....Katie Burkhart

March 27.....Kaitlin Cochran.....

March 13.....Katie Burkhart

64 2021 Sun Devil Softball Media Guide

Feb. 13.....Kaitlin Cochran.Katie Burkhart
2006

April 18.....Katie Burkhart

April 11.....Katie Burkhart

April 4.....Mindy Cowles.....

Feb. 14.....Kaitlin Cochran

2005

March 15.....Sharee Zaleski..Katie Burkhart

2004

March 9.....Valerie Sevilla.....

2003

April 15.....Desiree Serrano

March 11.....Kara Brun.....

Feb. 18.....Desiree Serrano

2002

April 8.....Erica Beach.....

March 18.....Phelan Wright.....

Feb. 25.....Kara Brun.....

Feb. 18.....Erica Beach

2001

May 7.....Phelan Wright.....Erica Beach

April 9.....Erica Beach.....Kirsten Voak

April 2.....Kristen Swetel

Feb. 12.....Kirsten Voak

2000

April 3.....Kirsten Voak

March 14.....Erica Beach.....Kirsten Voak

Feb. 22.....Kirsten Voak

1999

March 23.....Kirsten Voak

March 16.....Nichole ThompsonKirsten Voak

Feb. 16.....Kirsten Voak.....Erica Beach

1998

May 4.....Roxanne Tsosie

March 24.....Roxanne Tsosie

Feb. 24.....Carrie Breedlove

Feb. 17.....Carrie Breedlove

1997

March 18.....Stacey Slick...Roxanne Tsosie

March 11.....Roxanne Tsosie

Feb. 25.....Lisa Dacquisto.....

1996

March 26.....Lisa Dacquisto.....

1993

April 19.....Tammy Lohmann

March 23.....Amber Tintsman

1992

April 13.....Rachel Brown

March 10.....Rachel Brown

1991

May 6.....Terri Carnicelli.....

April 9.....Dawn Wood.....

1990

April 17.....Becky Davis.....

April 3.....Ann Rowan

*-Newcomer of the Week

PLAYER OF THE YEAR

1987 - Jodi Rathbun

2007 - Kaitlin Cochran

2008 - Kaitlin Cochran

2009 - Kaitlin Cochran

2013 - Amber Freeman

SCHOLAR-ATHLETE OF THE YEAR

2015 - Amber Freeman

DEFENSIVE PLAYER OF THE YEAR

2008 - Mindy Cowles

PITCHER OF THE YEAR

2007 - Katie Burkhart

2008 - Katie Burkhart

BATTING CHAMPION

2012 - Katelyn Boyd

NEWCOMER OF THE YEAR

2006 - Kaitlin Cochran

2008 - Krista Donnenwirth

2011 - Dallas Escobedo

COACH OF THE YEAR

2018 - Trisha Ford

2008 - Clint Myers

2011 - Clint Myers

USA SOFTBALL NATIONAL PLAYER OF THE WEEK

2019 - Maddi Hackbarth - March 26

2018 - Marisa Stankiewicz - April 2

2018 - G Juarez - March 27

2014 - Dallas Escobedo - March 12

2013 - Dallas Escobedo - May 14

2013 - Cheyenne Coyle - April 30

2011 - Annie Lockwood - May 10

2011 - Dallas Escobedo - Feb. 15

2008 - Kaitlin Cochran - Feb. 19

2007 - Katie Burkhart - April 17

CHAMPIONSHIP TRADITION

1972



HEAD COACH: MARY LITTLEWOOD (2nd Yr.)
Record: 13-2

In 1972, just a year after officially being recognized as a collegiate team, the Sun Devils won the DGWS Championship under the tutelage of ASU Hall of Famer Mary Littlewood.

1973



HEAD COACH: MARY LITTLEWOOD (3rd Yr.)
Record: 13-2

After the 1972 Championship, ASU repeated the following year as champions, winning the first AIAW Championship. Both the DGWS and AIAW Championships preceded and are equivalents of the contemporary format of the Women's College World Series.

2008



HEAD COACH: CLINT MYERS (3rd Yr.)
Record: 66-5

The Sun Devils went 66-5 on the year en route to softball's first NCAA Championship in program history. ASU also captured its first Pac-12 title going 18-3 in conference play with Kaitlin Cochran defending her title as Pac-10 Player of the Year and Katie Burkhart's Pitcher of the Year reign.

2011



HEAD COACH: CLINT MYERS (6th Yr.)
Record: 66-5

Clint Myers got his second Coach of the Year award during his second NCAA title run. In 2011, freshman Dallas Escobedo pitched every inning of a spotless postseason to lead ASU to a 60-6 record and its second title in four years.

HISTORY

POST-SEASON RESULTS

1987 (2-2) - T-7th Place

ASU 5, Arizona 3 \$
ASU 5, Arizona 0 \$
UCLA 1, ASU 0 ^
Fresno State 3, ASU 0 ^

1989 (1-2)

ASU 2, Utah State 0 \$
Arizona 3, ASU 2 (8 inn) \$
Arizona 4, ASU 0 \$

1990 (1-2)

ASU 1, Arizona 0 \$
Arizona 1, ASU 0 \$
Arizona 9, ASU 5 \$

1991 (0-2)

Arizona 4, ASU 2 \$
Arizona 4, ASU 0 \$

1993 (0-2)

5/21 Arizona 1, ASU 0 \$
5/22 Arizona 7, ASU 2 \$

1997 (1-2)

Tucson Regional
5/16 Nebraska 10, ASU 1 (6 inn) \$
5/17 ASU 12, Rider 0 (5 inn) \$
5/17 Nebraska 2, ASU 1 \$

1998 (1-2)

Tampa Regional
5/15 Texas 6, ASU 0 \$
5/16 ASU 1, Florida 0 \$
5/16 South Florida 1, ASU 0 \$

1999 (4-3) - T-7th Place

Ann Arbor Regional
5/20 ASU 2, Central Michigan 1 (8 inn) \$
5/21 ASU 1, Nebraska 0 \$
5/22 ASU 2, FAU 1 \$
5/23 Nebraska 2, ASU 1 (8 inn) \$
5/23 ASU 4, Nebraska 2 \$

WCWS

5/27 Washington 4, ASU 1 ^
5/29 California 2, ASU 0 ^

2000 (3-2)

Tempe Regional
5/18 ASU 9, Coastal Carolina 1 \$
5/19 ASU 4, Texas A&M 2 \$
5/20 Alabama 4, ASU 1 \$
5/20 ASU 2, Coastal Carolina 1 \$
5/21 Alabama 3, ASU 1 \$

2001 (2-2)

Baton Rouge Regional
5/17 ASU 4, Penn State 1 \$
5/18 ASU 2, Louisiana Lafayette 1 \$
5/19 LSU 3, ASU 2 \$
5/19 Louisiana Lafayette 5, ASU 0 \$

2002 (6-2) - T-3rd Place

Lafayette Regional
5/16 ASU 4, Mississippi State 1 \$
5/18 ASU 1, UMass 0 \$
5/18 ASU 3, LSU 2 (8 inn) \$
5/19 ASU 4, LSU 1 \$

WCWS

5/23 ASU 2, Michigan 1 ^
5/24 Arizona 1, ASU 0 (8 inn) ^
5/25 ASU 2, UCLA 1 ^
5/26 California 3, ASU 0 ^

2003 (2-2)

Austin Regional
5/15 Texas State 1, ASU 0 \$
5/16 ASU 6, Tennessee Tech 0 \$
5/16 ASU 4, LSU 1 \$
5/17 Hawai'i 4, ASU 2 \$

2005 (1-2)

Tuscaloosa Regional
5/20 ASU 10, Hofstra 1 (5 inn) \$
5/21 Alabama 3, ASU 1 \$
5/21 Hofstra 2, ASU 1 \$

2006 (6-2) - T-5th Place

Hempstead Regional
5/19 ASU 6, Long Island 0 \$
5/20 ASU 2, Hofstra 0 \$
5/21 ASU 5, Penn State 0 \$

Tempe Super Regional

5/26 ASU 6, Florida State 1 %
5/27 ASU 5, Florida State 1 %

WCWS

6/1 Texas 2, ASU 0 ^
6/3 ASU 3, Oregon State 1 ^
6/3 Tennessee 3, ASU 1 (9 inn) ^

2007 (5-2) - T-7th Place

Provo Regional
5/17 ASU 2, Southern Utah 1 (9 inn) \$
5/18 ASU 7, BYU 1 \$
5/19 ASU 6, BYU 3 \$

Tempe Super Regional

5/25 ASU 1, LSU 0 (10 inn) %
5/26 ASU 7, LSU 4 %

WCWS

5/31 Northwestern 2, ASU 0 ^
6/2 DePaul 3, ASU 1 ^

2008 (10-0) - NCAA Champions

Tempe Regional
5/16 ASU 4, Stony Brook 0 \$
5/17 ASU 10, Hawai'i 0 (6 inn) \$
5/18 ASU 8, Hawai'i 0 (5 inn) \$

Tempe Super Regional

5/23 ASU 3, Northwestern 1 %
5/24 ASU 9, Northwestern 0 (6 inn) %

WCWS

5/29 ASU 3, Alabama 1 ^
5/30 ASU 4, UCLA 0 ^
6/1 ASU 3, Alabama 1 ^
6/2 ASU 3, Texas A&M 0 ^
6/3 ASU 11, Texas A&M 0 ^

2009 (7-3) - T-5th

Tempe Regional
5/15 ASU 5, South Dakota State 0 \$
5/16 LSU 10, ASU 2 \$
5/16 ASU 7, Cal State Fullerton 0 \$
5/17 ASU 6, LSU 4 \$
5/17 ASU 5, LSU 0 \$

Tempe Super Regional

5/22 ASU 3, North Dakota State 0 %
5/23 ASU 11, North Dakota State 0 %

WCWS

5/28 ASU 7, Missouri 3 ^
5/29 Washington 1, ASU 0 ^
5/30 Alabama 6, ASU 2 ^

2010 (3-2)

Amherst Regional
5/21 ASU 6, Boston 1 \$
5/22 ASU 3, LIU Brooklyn 2 \$
5/23 ASU 9, LIU Brooklyn 1 \$

Gainesville Super Regional

5/29 Florida 8, ASU 0 %
5/30 Florida 5, ASU 2 %

POST-SEASON RESULTS

2011 (10-0) - NCAA Champions

Tempe Regional

5/20 ASU 10, North Dakota State 0 (5 inn) \$

5/21 ASU 8, Long Beach State 0 (5 inn) \$

5/22 ASU 6, San Diego State 1 \$

Tempe Super Regional

5/26 ASU 3, Texas A&M 2 %

5/27 ASU 4, Texas A&M 2 %

WCWS

6/2 ASU 3, Oklahoma 1 ^

6/3 ASU 6, Florida 5 ^

6/5 ASU 4, Baylor 0 ^

6/6 ASU 14, Florida 4 ^

6/7 ASU 7, Florida 2 ^

2012 (7-4) - 4th

Tempe Regional

5/18 ASU 9, LIU Brooklyn 0 \$

5/19 ASU 3, Syracuse 1 \$

5/20 Syracuse 1, ASU 0 \$

5/20 ASU 4, Syracuse 0 \$

Tempe Super Regional

5/24 Louisiana Lafayette 6, ASU 0 %

5/25 ASU 9, Louisiana Lafayette 2 %

5/25 ASU 8, Louisiana Lafayette 0 %

WCWS

5/31 ASU 3, Oregon 1 ^

6/1 Alabama 2, ASU 1 ^

6/2 ASU 6, LSU 0 ^

6/3 Oklahoma 5, ASU 3 ^

2013 (5-2) - T-7th

Tempe Regional

5/17 ASU 5, San Jose State 2 \$

5/18 ASU 2, Georgia 0 \$

5/19 ASU 2, Georgia 0 \$

Tempe Super Regional

5/25 ASU 5, Kentucky 4 %

5/26 ASU 5, Kentucky 2 %

WCWS

5/30 Texas 6, ASU 3 ^

6/1 Michigan 2, ASU 0 ^

2014 (2-2)

Tempe Regional

5/16 ASU 8, Dartmouth 0 \$

5/17 ASU 4, Michigan 1 \$

5/18 Michigan 4, ASU 3 \$

5/18 Michigan 5, ASU 4 \$

2015 (2-2)

Baton Rouge Regional

5/15 ASU 2, Nebraska 2 \$

5/16 ASU 1, LSU 0 \$

5/17 LSU 5, ASU 0 \$

5/17 LSU 4, ASU 3 (9) \$

2016 (2-2)

Baton Rouge Regional

5/20 ASU 2, McNeese St. 5 \$

5/21 ASU 1, LIU-B 0 \$

5/21 ASU 3, McNeese St. 2 \$

5/17 ASU 0, LSU 4 \$

2016 (1-2)

Baton Rouge Regional

5/20 ASU 2, McNeese St. 5 \$

5/21 ASU 1, LIU-B 0 \$

5/21 ASU 3, McNeese St. 2 \$

2017 (1-2)

Oxford Regional

5/19 ASU 9, North Carolina 3 \$

5/20 ASU 0, Ole Miss 2 \$

5/20 ASU 2, North Carolina 3 \$

2018 (5-2)

Tempe Regional

5/19 ASU 2, New Mexico St. 0 \$

5/20 ASU 7, Ole Miss 0 \$

5/20 ASU 9, Ole Miss 0 (5inn) \$

Tempe Super Regional

5/24 ASU 5, South Carolina 2 %

5/25 ASU 5, South Carolina 2 %

WCWS

5/31 ASU 6, Oregon 11 ^

6/1 ASU 0, Oklahoma 2 ^

2019 (5-2)

Tuscaloosa Regional

5/19 ASU 2, New Mexico St. 0 \$

5/20 ASU 7, Ole Miss 0 \$

5/20 ASU 9, Ole Miss 0 (5inn) \$

POST-SEASON HISTORY & ALL-PAC-12 SELECTIONS

POST-SEASON HISTORY

WCWS

Appearances (in NCAA Era)	12
Appearances (including Pre-NCAA Era)	18
Record (Excluding Pre-NCAA Era)	18-20
Last Time	2018, 7th

Place

1st	2
2nd	0
3rd	3

NCAA Tournament

Appearances	31
Postseason Appearances including Pre-NCAA Years	41
Record (Excluding Pre-NCAA Years)	97-61
Last Time	2019

NCAA Championships

2011	
Title Game	7-2
	vs. Florida

2008	
Title Game	11-0
	vs. Texas A&M

National Championships (Pre-NCAA)

1972	
Title Game	8-5 (11)
	vs. Tokyo

1973	
Title Game	4-3
	vs. Illinois State

WCWS All-Tournament

2012	Amber Freeman
2011	Dallas Escobedo
	Krista Donnenwirth
	Annie Lockwood
	Mandy Urfer
2008	Katie Burkhart

ALL-PAC-12 FIRST TEAM

2019
Morgan Howe
Kindra Hackbarth

2018
G Juarez
Danielle Gibson

2017
Sashel Palacios
Chelsea Gonzales

2016
Jennifer Soria

2015
Amber Freeman
Haley Steele

2013
Cheyenne Coyle
Dallas Escobedo
Amber Freeman

2012
Katelyn Boyd
Dallas Escobedo
Alix Johnson
Annie Lockwood

2011
Katelyn Boyd
Dallas Escobedo

2010
Katelyn Boyd

2009
Kaitlin Cochran

2008
Katie Burkhart
Krista Miller
Mindy Cowles
Krista Donnenwirth
Kaitlin Cochran
Jackie Vasquez

2007
Katie Burkhart
Bianca Cruz
Kaitlin Cochran

2006
Kaitlin Cochran

2004
Phelan Wright

2003
Kara Brun
Phelan Wright

2002
Kara Brun
Phelan Wright

2000
Kirsten Voak

1999
Kirsten Voak

1998
Roxanne Tsosie

1997
Lisa Dacquist

1996
Alyssa Johnson

1995
Alyssa Johnson

1994
Alyssa Johnson

1992
Rachel Brown
Wendy Johnson

1991
Rachel Brown

1990
Christy Serritella
Ann Rowan

1989
Natalie King

1988
Karen Finfield

1987
Jodi Rathbun
Linda Neeley
Kathy Escarcega

VS. CONFERENCES IN NCAA TOURNAMENT

ACC	3-1	MAC	1-0
American East	1-0	Mountain West	3-0
Atlantic 10	2-2	Northeast	6-0
Atlantic Sun	3-0	Ohio Valley	1-0
Big 10	7-4	Pac-12	6-14
Big 12	10-8	SEC	24-16
Big East	2-2	Southland	1-1
Big South	2-1	Summit	4-0
Big West	2-1	Sun Belt	3-2
Great West	1-0	WAC	5-2
Independent	0-1	*Conference membership at time of contest	
Ivy	1-0		

ALL-TIME STATISTICS

TEAM OFFENSIVE RECORDS (SINCE 1986)

YEAR	COACH	AB	R	H	2B	3B	HR	RBI	BB	SO	SB	WIN STREAK	MERCY WINS
2019	Trisha Ford	1370	411	437	98	12	91	378	210	211	57	5	
2018	Trisha Ford	1597	315	453	76	13	66	290	168	339	29	11	15
2017	Trisha Ford	1354	263	372	50	10	62	242	212	279	20	9	12
2016	Wagner/Oliveras	1562	308	484	65	6	63	281	184	282	49	6	10
2015	Craig Nicholson	1662	388	522	89	2	81	363	276	152	12	4	10
2014	Craig Nicholson	1530	362	492	89	2	74	336	234	218	48	18	20
2013	Clint Myers	1682	416	552	97	7	95	386	244	196	39	21	16
2012	Clint Myers	1640	432	535	87	5	89	404	288	224	58	22	24*H
2011	Clint Myers	1720	477	584	76	2	88	451*H	299	208	53	23	22
2010	Clint Myers	1563	385	510	76	8	72	340	269	228	61	18	14
2009	Clint Myers	1709	440	550	91	6	87	412	264	280	58	11	16
2008	Clint Myers	1877	480*H	611*H	107*H	8	99*H	439	301*H	344	48	28*H	18
2007	Clint Myers	1869	392	526	71	8	83	370	289	379	77	15	12
2006	Clint Myers	1788	307	459	48	8	66	285	228	445*H	91	19	11
2005	Linda Wells	1422	177	342	58	1	34	158	132	338	34	8	6
2004	Linda Wells	1610	223	410	54	5	42	204	136	352	68	8	4
2003	Linda Wells	1456	206	386	53	2	45	187	108	269	21	9	4
2002	Linda Wells	1703	256	505	58	4	34	240	170	233	55	7	8
2001	Linda Wells	1579	226	449	48	5	28	211	140	207	39	8	4
2000	Linda Wells	1592	258	454	68	0*L	31	249	180	206	33	9	8
1999	Linda Wells	1794	267	469	82	5	26	243	144	240	42	8	6
1998	Linda Wells	1720	209	453	37	14	11	185	128	219	58	10	8
1997	Linda Wells	1546	278	469	50	13	2	245	151	220	107*H	9	6
1996	Linda Wells	1676	294	513	66	17	9	259	177	156	100	5	
1995	Linda Wells	1541	215	443	44	15	8	168	126	190	85	7	1
1994	Linda Wells	1651	170	435	44	18	4	150	120	232	48	3	3
1993	Linda Wells	1547	197	382	28	19	2	138	144	249	54	7	
1992	Linda Wells	1225*L	144	300	21	9	2	115	118	138	60	5	
1991	Linda Wells	1663	253	448	55	20	1	187	101	155	69	8	
1990	Linda Wells	2046*H	191	507	63	13	2	153	87	183	23	5	
1989	Mary Littlewood	1630	199	410	28	23*H	5	136	85	106	30	10	
1988	Mary Littlewood	1383	123*L	335	19*L	8	1*L	85*L	58*L	103	14*L	8	
1987	Mary Littlewood	1530	225	410	45	14	11	178	110	90*L	35	10	
1986	Mary Littlewood	1294	139	319*L	32	21	4	113	75	103	21	8	

*H- Program High *L- Program Low

HISTORY

ALL-TIME STATISTICS

TEAM PITCHING RECORDS (SINCE 1987)

YEAR	ERA	W-L	CG	SHO	SV	IP	H	R	ER	SO	BB
2019	4.64	35-20	18		4	336.1	391	269	223	211	182
2018	1.56	48-13	40	20	4	413.2	288	125	92	455	78
2017	2.32	31-22	27	10	4	343.1	326	160	114	248	86
2016	3.66	32-26	22	7	7	389.2	415	228	204	282	125
2015	4.28*H	36-22	21	6*L	8	394	476	277	241*H	247	152*H
2014	2.14	46-12	47	18	0	382.2	295	135	117	419	122
2013	2.18	50-12	36	19	5	405.1	305	149	126	438	130
2012	2.03	53-11	46	21	4	406.1	311	135	118	358	140
2011	1.87	60-6	48	21	4	415.2	294	120	111	412	136
2010	3.04	44-15	39	14	4	380.1	381	193	165	245	117
2009	3.22	47-19	51	16	1	415.2	405	225	191	240	125
2008	1.48	66-5*H	71*H	28*H	5	479*H	303	127	101	656	106
2007	1.72	54-17	54	18	2	323	305	164	119	656	130
2006	1.18*L	53-15	52	24	3	479*H	306	112	81	666*H	92
2005	2.09	30-26	23	15	5	372.1	274	147	111	392	100
2004	2.45	33-31	33	19	2	416.2	399	213	146	415	149
2003	2.49	32-25	22	10	9	377	369	177	134	296	120
2002	1.46	46-20	32	13	6	441.1	347	140	92	332	112
2001	1.62	36-22	24	15	7	411.2	287	131	95	308	103
2000	1.45	43-20	42	21	3	420	307	114	87	394	76
1999	1.93	41-28	35	17	3	465	378	175	128	415	110
1998	1.65	38-27	56	19	2	432.1	341	133	102	308	72
1997	3.22	32-25	19	9	9	373.1	427	221	172	203	77
1996	2.31	34-27	26	8	3	415.2	470	181	137	205	76
1995	2.45	29-26	25	8	6	371.2	436	205	130	201	63*L
1994	3.85	22-41	39	9	2	416.1	537*H	288*H	229	160	115
1993	1.67	34-26	41	15	2	411.1	369	148	98	210	94
1992	1.43	27-21	34	7	4	328.2	275	104*L	67*L	129	56
1991	1.29	43-18	28	12	10*H	427.2	347	123	79	194	85
1990	1.33	43-32	49	21	6	525.2	399	145	100	173	92
1989	1.45	34-26	36	14	3	420.1	336	125	87	180	95
1988	1.59	26-25	34	15	1	356.2	271	120	81	134*L	107
1987	1.29	41-15	26	9	4	396	262*L	115	73	210	110

ALL-TIME/COACH RECORDS

Year	Record	Conf. Rec. (Place)	Conference	Postseason	Coach
^2020	22-7	N/A	Pac-12	N/A	Trisha Ford
2019	35-20	13-11	Pac-12	NCAA Regionals	Trisha Ford
2018	48-13	16-8 (3rd)	Pac-12	WCWS T-7th	Trisha Ford
2017	31-22	9-15 (6th)	Pac-12	NCAA Regionals	Trisha Ford
2016	32-26	6-17 (8th)	Pac-12	NCAA Regionals	Robert Wagner/Letty Olivarez
2015	36-22	12-11 (t-4th)	Pac-12	NCAA Regionals	Craig Nicholson
2014	46-12-1	15-7-1 (3rd)	Pac-12	NCAA Regionals	Craig Nicholson
2013	50-12	16-8 (t2nd)	Pac-12	WCWS, T-7th	Clint Myers
2012	53-11	18-4 (2nd)	Pac-12	WCWS, 4th	Clint Myers
2011	60-6	17-4 (1st)	Pac-10	WCWS, NCAA Champions	Clint Myers
2010	44-17	10-11 (4th)	Pac-10	Super Regionals	Clint Myers
2009	47-19	10-11 (6th)	Pac-10	WCWS, T-5th	Clint Myers
2008	66-5	18-3 (1st)	Pac-10	WCWS, NCAA Champions	Clint Myers
2007	54-17	13-8 (2nd)	Pac-10	WCWS, T-7th	Clint Myers
2006	53-15	11-10 (4th)	Pac-10	WCWS, T-5th	Clint Myers
2005	30-26	4-17 (8th)	Pac-10	NCAA Regionals	Linda Wells
2004	33-31	3-17 (8th)	Pac-10		Linda Wells
2003	32-25	7-14 (7th)	Pac-10	NCAA Regionals	Linda Wells
2002	46-20	10-11 (5th)	Pac-10	WCWS, T-3rd	Linda Wells
2001	36-22	9-12 (6th)	Pac-10	NCAA Regionals	Linda Wells
2000	43-20	8-13 (5th)	Pac-10	NCAA Regionals	Linda Wells
1999	41-28	8-20 (8th)	Pac-10	WCWS, T-7th	Linda Wells
1998	38-27	9-19 (6th)	Pac-10	NCAA Regionals	Linda Wells
1997	32-25	9-19 (6th)	Pac-10	NCAA Regionals	Linda Wells
1996	34-27	10-18 (5th)	Pac-10		Linda Wells
1995	29-26	10-18 (6th)	Pac-10		Linda Wells
1994	22-41	7-17 (6th)	Pac-10		Linda Wells
1993	34-26	13-11 (3rd)	Pac-10	NCAA Regionals	Linda Wells
1992	27-21	7-9 (4th)	Pac-10		Linda Wells
1991	43-18	15-5 (2nd)	Pac-10	NCAA Regionals	Linda Wells
1990	43-32	10-10 (5th)	Pac-10	NCAA Regionals	Linda Wells
1989	34-26	7-13 (5th)	Pac-10	NCAA Regionals	Mary Littlewood
1988	26-25	8-12 (4th)	Pac-10		Mary Littlewood
1987**	41-15	6-4 (4th)	Pac-10	WCWS, T-7th	Mary Littlewood
1986	32-17	7-4 (2nd)	Pac-10	NCAA Regionals	Mary Littlewood
1985	38-17	6-6 (3rd)	WCAA	NCAA Regional	Mary Littlewood
1984	33-15	6-4 (3rd)	WCAA	NCAA Regionals	Mary Littlewood
1983	22-19-1	9-12-1 (3rd)	WCAA		Mary Littlewood
1982*	34-18	11-9 (3rd)	WCAA	WCWS, 4th	Mary Littlewood
1981	35-17	6-6 (3rd)	WCAA	NCAA Regionals	Mary Littlewood
1980	33-11	15-3 (1st)	WCAA	NCAA Regionals	Mary Littlewood
1979	28-7	10-0 (3rd)	Intermountain	WCWS, 9th	Mary Littlewood
1978	29-5	13-3 (1st)	Intermountain	WCWS, 9th	Mary Littlewood
1977	26-7	13-1 (1st)	Intermountain	WCWS, 4th	Mary Littlewood
1976	22-7	13-4 (3rd)	Intermountain	WCWS, 4th	Mary Littlewood
1975	15-3	9-2 (2nd)	Intermountain	NCAA Regionals	Mary Littlewood
1974	8-4				Mary Littlewood
1973	13-2			WCWS, National Champions	Mary Littlewood
1972	13-2			WCWS, National Champions	Mary Littlewood
1971	12-3			WCWS, 4th	Mary Littlewood
1970	10-2				Mary Littlewood
1967	5-1				Mary Littlewood

*-First season in the NCAA

** -First season in the Pac-12

^ Shortened Season Due to Global Pandemic

Coach	Seasons	Record
Trisha Ford	4 (2017-present)	136-62 (.686)
Robert Wagner/Letty Olivarez	1 (2016)	32-26 (.552)
Craig Nicholson	2 (2014-15)	82-34-1 (.705)
Clint Myers	8 (2006-13)	427-102 (.807)
Linda Wells	16 (1990-2005)	561-415 (.575)
Mary Littlewood	21 (1967, 1970-89)	509-223-1 (.695)
	49	1,642-822-2 (.665)

ALL-TIME SERIES STANDINGS

School	W-L-T	First Met	Kent State	1-0	2009	Samford	1-0	2010
Adelphi	1-1	1987	Kentucky	3-2	2010	Sam Houston State	4-0	1990
Akron	1-0	1989	Lehigh	2-0	2019	San Diego	7-2	1995
Alabama	4-8	1998	Liberty	4-0	1999	San Diego State	29-8	1980
Arizona	100-109	1971	LIU Brooklyn	3-0	2016	San Francisco	5-0	1981
Arkansas	2-0	1999	Lipscomb	2-0	2019	San Jose State	17-1	1987
Auburn	2-2	2006	Long Beach State	18-12-1	1982	Santa Clara	19-1	1987
Ball State	1-1	1998	Long Island Brooklyn	6-0	2005	Saint Francis	2-0	2016
Baylor	7-2	1984	Longwood	3-0	2007	Seattle	2-0	2011
Bethune-Cookman	2-0	2005	Louisiana	7-4	2001	Seton Hall	1-0	2014
Binghamton	5-0	2013	LSU	10-7	1982	Simon Fraser	1-0	2000
Boise State	5-0	2011	Louisiana Tech	0-1	1993	South Alabama	1-0	2009
Boston College	5-0	2002	Loyola-Chicago	2-0	2008	South Carolina	9-5	1983
Boston University	2-0	2010	Loyola Marymount	3-2	1996	South Dakota State	6-0	2009
Bradley	1-0	2013	Luther College	1-0	1971	South Florida	2-3	1987
Brigham Young	1-0	2001	Maine	1-0	1987	Southern Florida	0-1	1988
Buffalo	5-0	2002	Marshall	2-0	2008	Southern Illinois	2-1	1982
BYU	14-0	1974	McNeese State	4-2	1991	Southern Miss	3-0	2014
California	62-69	1981	Memphis	2-0	2008	SIUE	1-0	2014
Cal Poly-Pomona	11-15	1978	Metropolitan College	1-0	1979	Southern Utah	20-0	1977
Cal Poly-SLO	7-2	1980	Metro State	1-0	1986	Southwest Louisiana	2-1	1987
Cal State Bakersfield	1-0	2009	Miami (OH)	1-0	2008	Southwest Missouri St.	1-0	1977
Cal State-Fullerton	25-25	1980	Michigan	12-16	1988	Stanford	67-26	1984
Cal State-Northridge	11-10	1980	Michigan State	15-2	1976	Stephen F. Austin	6-0	1990
Cal State-Sacramento	2-0	1984	Minnesota	16-7	1981	Stetson	1-0	1987
Campbell	1-0	2011	Minot State College	1-0	1972	Stony Brook	1-0	2008
Centenary	1-0	1998	Mississippi	5-0	2007	Syracuse	6-1	2004
Central Connecticut	4-0	2012	Mississippi State	4-1	2002	Tarkio State	1-0	1976
Central Michigan	15-3	1983	Missouri	9-7	1983	Temple	1-0	1987
Chapman	3-1	1984	Montana	1-0	2016	Tennessee	2-4	1998
Chattanooga	2-0	2009	Mount Saint Mary's	1-0	2016	Tennessee Tech	1-0	2003
Chico State	1-0	1980	Nebraska	27-10	1971	Tennessee State	1-0	2014
Cleveland State	2-0	1994	Nevada-Reno	6-0	1985	Texas	8-10	1997
Coastal Carolina	6-0	2000	New Mexico	38-6	1976	Texas A&M	16-5	1979
Colorado State	15-3	1975	New Mexico State	41-7	1972	Texas-Arlington	4-2	1982
Connecticut	1-0	2002	Nicholls State	2-0	1988	Texas-El Paso	2-3	2006
Creighton	16-2	1980	North Carolina	6-0	1996	Texas-San Antonio	6-0	2003
Dayton	1-0	2004	North Carolina State	1-1	2007	Texas State	6-1	2003
DePaul	6-1	2000	North Dakota	4-0	2013	Texas Tech	12-1	1982
Detroit	3-0	1998	North Dakota State	8-0	2009	Texas Women's U	2-2	1979
Drake	4-0	1998	North Florida	2-0	2007	Tokyo	2-1	1972
East Carolina	4-0	2011	North Texas	1-0	2015	Toledo	2-1	1989
Eastern Illinois College	2-0	1971	Northeast Louisiana	3-1	1986	Tulsa	1-0	1995
Eastern Michigan	9-0	1987	Northern Arizona	28-3	1971	UCF	1-0	2009
E Stroudsberg State	1-0	1976	Northern Colorado	11-6	1972	UCLA	37-104	1980
Evansville	1-0	1997	Northern Iowa	6-1	1976	UC Davis	4-0	2005
Florida	5-4	1998	Northern Illinois	2-2	1983	UC Riverside	7-0	1985
Florida Atlantic	2-0	1999	Northwestern	10-5	1986	UC Santa Barbara	15-4	1980
Florida Gulf Coast	2-0	2011	Northwestern State	2-0	2007	UMass	10-2	1990
Florida International	2-0	2008	Notre Dame	12-2	1995	UMKC	1-0	2008
Florida State	6-4	1986	Ohio State	9-4	1990	UNLV	24-5	1980
Fresno State	11-18	1980	Oklahoma	15-17	1979	U.S. International	8-2	1984
Georgia	4-0	1999	Oklahoma State	8-7	1981	Utah	39-19	1975
Georgia Tech	1-0	2002	Ole Miss	2-0	2015	Utah State	27-10	1975
Georgetown	4-0	2016	Oregon	60-49-1	1987	Utah Valley State	1-0	2007
Hawaii	8-4	1985	Oregon State	84-37	1977	UTEP	2-0	2015
Hofstra	4-1	1997	Penn State	8-1	1987	Valparaiso	1-0	2012
Houston	2-0	2007	Pacific	17-6	1981	Virginia	5-2	1987
Howard	2-0	2011	Penn State	1-0	2014	Virginia Tech	4-1	2003
Idaho State	7-0	1979	Pittsburgh	2-0	2013	Washington	30-61	1993
Illinois	3-1	2004	Portland State	13-0	1978	Weber State College	10-3	1974
Illinois-Chicago	4-0	1991	Princeton	2-1	2004	Western Illinois	5-0	1972
Illinois State	39-3	1971	Purdue	7-1	1995	Western Kentucky	1-0	2008
Indiana	9-1	1983	Radford	1-0	2008	Western Michigan	14-2	1986
Indiana State	4-0	2001	Rhode Island	1-0	2005	W. New Mexico	4-0	1991
Iowa	24-12	1991	Rider	1-0	1997	Wichita State	3-1	1990
Iowa State	8-4	1982	Rutgers	3-0	2002	Winthrop (S.C.)	1-0	1987
James Madison	1-1	2016	Sacramento State	4-3	1990	Wisconsin	6-1	1996
JFK College	2-4	1971	Saint John's	2-0	2010	Wyoming	8-0	1975
Kansas	16-8	1973	Saint Mary's	9-0	1993			
Kansas State	0-0	1971	Saint Peter's	3-0	1997			

SEASON REVIEWS

1967 Season Record: 5-1

- No game records available

1968 No Records

1969 No Records

1970 Season Record: 10-2

- No game records available

1971 Season Record: 12-3

WCWS Finish: Fourth

Head Coach: Mary Littlewood (1st Yr)

OPPONENT	ASUOPP
Northern Arizona	L 4 9
Northern Arizona	W 5 2
Mesa CC	W 11 0
Arizona	W 12 2
Arizona	W 12 4
Arizona	W 4 1
Cochise College	W 16 0
Arizona	W 13 1
Luther College	W 14 0
Nebraska	W 11 0
JFK College	L 6 7
Eastern Illinois College	W 10 0
Illinois State	W 4 0
Kansas State	W 1 0
JFK College	L 3 5

1972 Season Record: 13-2

WCWS Finish: First

Head Coach: Mary Littlewood (2nd Yr)

OPPONENT	ASUOPP
Northern Arizona	W 6 0
Arizona	W 7 0
New Mexico State	W 12 0
Arizona	W 18 6
Arizona	W 17 1
Arizona	W 10 0
Arizona	W 10 0
JFK College	W 9 1
JFK College	L 0 3
Minot State College	W 11 0
Western Illinois	W 3 0
Northern Colorado	W 11 1
Tokyo	W 2 1
Tokyo	L 0 1
Tokyo	W 8 5(11)

1973 Season Record: 13-2

WCWS Finish: First

Head Coach: Mary Littlewood (3rd Yr)

OPPONENT	ASUOPP
New Mexico State	W 24 0
Northern Arizona	W 12 1
Northern Arizona	W 10 0
Arizona	W 16 1
Arizona	W 15 3
Mesa CC	W 9 2
Arizona	W 5 0
JFK College	W 3 1
JFK College	L 3 5
Western Illinois	W 4 2
Northern Colorado	W 9 1
Kansas	W 1 0
Illinois State	W 9 2
Illinois State	L 0 4
Illinois State	W 4 3(16)

1974 Season Record: 8-4

Head Coach: Mary Littlewood (4th Yr)

OPPONENT	ASUOPP
Northern Arizona	W 21 9
New Mexico State	W 13 3
Northern Arizona	L 8 9
Arizona	W 5 4

Arizona	L 6 12
Northern Arizona	W 16 3
Mesa CC	W 17 8
Arizona	L 6 11
Northern Arizona	W 12 7
BYU	W 20 0
Northern Arizona	W 11 5
Weber State College	L 4 8

1975 Season Record: 15-3

Intermountain Conference Record: 9-2

(Second)

Postseason Finish: Regional

Head Coach: Mary Littlewood (5th Yr)

OPPONENT	ASUOPP
Arizona	W 8 1
Arizona	W 3 1
Utah State	W 9 4
Utah	W 10 2
Weber State College	W 4 5
Weber State College	W 12 5
Arizona	L 3 5
Arizona	W 5 4
Arizona	L 2 3
Northern Arizona	W 20 2
Northern Arizona	W 12 1
Colorado State	W 8 3
BYU	W 13 12
Wyoming	W 3 2
Arizona	W 6 3
BYU	W 4 3
New Mexico State	W 11 1
Northern Colorado	L 3 11

1976 Season Record: 22-7

Intermountain Conference: 13-4 (third)

WCWS Finish: Fourth

Head Coach: Mary Littlewood (6th Yr)

OPPONENT	ASUOPP
Phoenix College	W 14 2
Mesa CC	W 8 6
Northern Arizona	W 11 0
Arizona	W 10 9
Arizona	W 5 4
New Mexico	W 3 2
Northern Arizona	W 9 6
Arizona	L 2 4
Northern Arizona	W 22 0
Arizona	L 1 4
Utah State	W 7 0
Weber State College	L 1 4
Utah	W 11 3
Arizona	W 5 4
Arizona	W 5 4
Arizona	L 3 4
New Mexico State	L 2 8
Northern Colorado	W 4 0
Northern Colorado	L 0 1
Colorado State	W 13 1
Wyoming	W 7 2
Utah	W 18 2
Wyoming	W 11 0
Arizona	W 1 0
Arizona	W 5 3
E Stroudsberg State	W 14 4
Northern Iowa	W 2 0
Michigan State	L 0 2
Tarkio State	W 5 4

1977 Season Record: 26-7

Intermountain Conference: 13-1 (First)

WCWS Finish: Fourth

Head Coach: Mary Littlewood (7th Yr)

OPPONENT	ASUOPP
Mesa CC	L 0 2
Mesa CC	W 8 3
Arizona	L 4 5
Mesa CC	W 16 4
Mesa CC	L 7 8
Northern Arizona	W 11 4
Northern Arizona	W 8 3
Oregon State	W 4 0
Oregon State	W 8 5
Arizona	W 4 1
Arizona	W 5 4
Northern Colorado	W 11 2
Colorado State	W 8 0
Wyoming	W 11 0
Pima CC	W 20 10
Glendale CC	W 7 0
Arizona	W 7 6
Arizona	W 5 2
Utah State	W 2 1
Weber State College	W 9 7
Utah	W 4 0
Arizona	W 1 0
New Mexico State	W 8 5
Southern Utah	W 10 0
Utah	W 3 0
Northern Colorado	L 0 5
Arizona	W 3 2
Northern Colorado	L 2 3
Colorado State	W 2 1
SW Missouri St.	W 2 0
Arizona	L 0 1
Northern Colorado	W 2 0
Michigan State	L 2 3

1978 Season Record: 29-5

Intermountain Conference: 13-3 (First)

WCWS Finish: Ninth

Head Coach: Mary Littlewood (8th Yr)

OPPONENT	ASUOPP
Mesa CC	W 6 4
Arizona	W 2 1
Phoenix College	W 19 4
Yavapai CC	W 8 0
Yavapai CC	W 4 0
New Mexico	W 2 0
New Mexico	W 2 1
Pima CC	W 4 3
New Mexico State	L 1 3
Michigan State	W 1 0
Arizona	W 2 0
New Mexico State	W 4 2
Northern Colorado	W 6 4
Northern Colorado	W 5 4
New Mexico	W 2 0
Glendale CC	W 7 1
New Mexico State	W 6 1
Utah	W 3 0
Arizona	W 3 2
New Mexico	W 5 0
New Mexico State	W 1 0
Northern Arizona	W 15 1
Northern Arizona	W 21 0
Colorado State	W 6 5
Wyoming	W 6 3
Northern Colorado	W 5 0
Weber State College	W 3 0
New Mexico	W 6 1
Utah State	W 5 0
Northern Colorado	L 3 4
Utah State	L 1 2
Portland State	W 10 0
Utah State	L 1 2
Cal Poly-Pomona	L 0 1

1979 Season Record: 28-7

Intermountain Conference: 10-0 (third)

WCWS Finish: Ninth

Head Coach: Mary Littlewood (9th Yr)

OPPONENT	ASUOPP
Phoenix College	W 2 0
Mesa CC	L 3 4
Mesa CC	W 11 1
Glendale CC	W 1 0
Oklahoma	W 3 0
New Mexico State	W 8 1
Kansas	W 5 3
Arizona	W 3 0
Nebraska	W 6 3
Nebraska	W 2 1
Nebraska	W 6 1
Phoenix College	W 4 1
Arizona	W 8 6
Arizona	W 3 0
Wyoming	W 4 3
Wyoming	W 1 0
Colorado State	W 4 0

1980 Season Record: 33-11

WCAA Conference: 15-3 (First)

Postseason Finish: Regional

Head Coach: Mary Littlewood (10th Yr)

OPPONENT	ASUOPP
Phoenix College	W 21 1
Mesa CC	W 2 1
Mesa CC	W 5 0
UNLV	W 7 0
UNLV	W 4 2
Pima CC	W 4 0
New Mexico	W 2 0
New Mexico	W 2 0
Colorado State U	W 13 0
New Mexico State U	W 5 1
Kansas	L 2 4
Oklahoma	L 1 4
Creighton	W 4 3
Oklahoma	L 2 5
Glendale CC	W 7 0
Cal State-Fullerton	W 3 0
Arizona	W 7 3
Arizona	W 3 2
Cal-Santa Barbara	W 3 2
Chico State	W 2 0
Cal Poly-SLO	L 0 1
Cal State-Northridge	W 4 0
Cal Poly-Pomona	W 1 0
Cal Poly-SLO	L 0 1
Arizona	W 4 0
Arizona	W 6 5
UCLA	W 1 0
UCLA	W 1 0
Cal State-Fullerton	W 7 1
Cal State-Fullerton	W 3 1
Arizona	W 3 1
Arizona	W 2 1
San Diego State	W 2 0
San Diego State	W 4 0
Cal State-Fullerton	L 0 1
Cal State-Fullerton	L 1 2
UCLA	L 0 1
UCLA	W 2 0
San Diego State	W 6 3
San Diego State	W 1 0
Cal Poly-Pomona	W 3 1
Cal Poly-Pomona	L 0 4
Cal State-Fullerton	L 0 2
Fresno State	L 0 3

HISTORY

SEASON REVIEWS

1981 Season Record: 35-17

WCAA Conference: 6-6 (third)

Postseason Finish: Regional

Head Coach: Mary Littlewood (11th Yr)

OPPONENT	ASUOPP
Weber State College	W 3 2
Weber State College	W 1 0
Utah	W 3 1
Utah	W 3 1
New Mexico	W 3 0
New Mexico	L 1 3
Yavapai College	W 6 2
Northern Arizona	W 8 0
Scottsdale CC	W 15 1
Pima CC	W 7 0
Arizona	W 4 0
Glendale CC	L 6 7
Mesa CC	W 7 1
Mesa CC	W 7 2
Glendale CC	W 5 0
New Mexico	W 3 0
Oklahoma State U	L 1 2
Cal Poly-Pomona	L 1 4
Texas Women's U	W 5 2
Fresno State	W 1 0
Minnesota	W 1 0
Minnesota	W 9 0
Arizona	W 6 3
Arizona	W 2 1
UCLA	L 0 3
UCLA	L 1 6
Cal State-Fullerton	W 1 0
Cal State-Fullerton	L 1 4
San Francisco	W 2 0
Portland State	W 6 0
California	L 0 1
Pacific	W 6 1
California	L 0 2
Oklahoma	W 4 0
Texas Women's U	W 3 0
UCLA	L 1 5
Texas A&M	W 5 2
UCLA	L 1 3
Arizona	L 1 2
Arizona	W 11 10
San Diego State	W 2 0
San Diego State	L 0 3
Utah	L 3 6
Utah	W 4 1
Cal State-Fullerton	W 3 0
Cal State-Fullerton	L 0 1
UCLA	W 5 1
Cal Poly-Pomona	W 4 0
California	L 1 2
Fresno State	W 2 0
UCLA	W 1 0
California	L 0 6

1982 Season Record: 34-18

WCAA Conference: 11-9 (third)

WCWS Finish: Fourth

Head Coach: Mary Littlewood (12th Yr)

OPPONENT	ASUOPP
Cal Poly-Pomona	W 1 0
Pacific	W 3 2(10)
Texas Tech	W 7 0
Cal Poly-Pomona	L 0 2
New Mexico	W 6 0
New Mexico State	W 3 0
Northern Arizona	W 1 0
Cal State-Fullerton	L 0 3(13)
Cal State-Fullerton	L 1 5
UCLA	L 0 1(14)
UCLA	L 0 1
Iowa State	W 5 0
Oklahoma	W 2 0
Southern Illinois	W 10 2
Oklahoma	W 1 0(9)
Nebraska	L 0 1(8)
LSU	W 1 0
Texas-Arlington	W 3 2

Texas A&M	L 0 3
San Diego State	W 4 3
San Diego State	W 3 0
Texas A&M	L 1 4
Pacific	W 4 1
California	W 2 0
Cal Poly-Pomona	L 0 1
Arizona	L 0 1
Long Beach State	L 2 4
Long Beach State	W 4 1
Long Beach State	W 4 0
Long Beach State	W 11 0
San Diego State	W 8 0
San Diego State	W 3 2
Arizona	W 3 1
Arizona	W 2 0
New Mexico	W 5 2
Kansas	W 6 5
Kansas	W 5 2
Oklahoma State	W 3 2
Oklahoma State	W 4 3(11)
UCLA	L 0 1
UCLA	L 0 1
Cal State-Fullerton	L 0 2
Cal State-Fullerton	L 1 6
Arizona	W 3 0
Arizona	W 2 1
California	L 0 1
California	W 3 1(8)
California	W 2 1
Cal State-Fullerton	W 2 0(9)
Nebraska	W 2 0
UCLA	L 0 1
Fresno State	L 1 4

1983 Season Record: 22-19-1

WCAA Conference: 9-12-1 (third)

Head Coach: Mary Littlewood (13th Yr)

OPPONENT	ASUOPP
Arizona	L 1 2
Arizona	W 2 1
Oregon State	W 2 1
Cal Poly-Pomona	L 0 1
Pacific	W 4 0
Northern Arizona	W 5 0
Utah State	L 0 2
Cal State-Fullerton	L 0 2
Cal State-Fullerton	L 0 1
San Diego State	L 1 3
San Diego State	L 0 1
Indiana	W 1 0
Missouri	L 1 2
Northern Illinois	W 5 3
Wyoming	W 3 0
Iowa State	W 2 0
Central Michigan	W 1 0
Missouri	W 1 0
Kansas	W 1 0
South Carolina	L 0 1
San Diego State	W 2 1
San Diego State	W 3 1
UCLA	W 2 1
UCLA	L 0 2
Arizona	W 5 0
Arizona	L 0 2
Weber State College	W 6 2
Weber State College	W 1 0
Utah State	L 0 1
Utah State	W 3 0
Utah	L 0 1
Utah	L 2 5
Long Beach State	W 2 1
Long Beach State	L 0 1
Cal State-Fullerton	L 0 1
Cal State-Fullerton	W 4 2
UCLA	L 0 3
UCLA	L 0 1
Long Beach State	W 5 1
Long Beach State	T 1 1
Arizona	L 0 3
Arizona	W 2 1

1984 Season Record: 33-15

WCAA Conference: 6-4 (third)

Postseason Finish: Regional

Head Coach: Mary Littlewood (14th Yr)

OPPONENT	ASUOPP
UC Santa Barbara	W 2 0
UC Santa Barbara	W 1 0
Cal State-Northridge	W 1 0
Cal State-Northridge	L 0 2
Chapman	L 1 6
Chapman	W 4 0
Arizona	L 0 1
Arizona	W 3 0
Pacific	L 0 2
Oklahoma State	W 3 2(12)
Cal Poly-Pomona	W 2 1
Oregon State	W 2 0
New Mexico State	W 5 0
UC Santa Barbara	W 5 0
Utah	L 0 1
Utah	W 7 1
Indiana	W 2 1
Oklahoma	W 5 2
Missouri	W 1 0
Texas Tech	W 11 0(5)
Northern Colorado	W 7 1
Texas-Arlington	W 4 0
Oklahoma State	L 0 1
Baylor	L 3 4
Northern Arizona	W 8 1
Northern Arizona	W 10 2
Stanford	W 7 0
Stanford	W 8 0
Long Beach State	W 1 0
Long Beach State	W 4 0
UCLA	W 2 1
UCLA	L 0 1
U.S. International	W 1 0
Stanford	W 5 0
UC-Santa Barbara	L 0 1
Oregon State	L 1 2
CS-Sacramento	W 4 1
California	W 2 0
Arizona	W 2 1
Arizona	L 0 1
Cal State-Fullerton	W 3 2(10)
Cal State-Fullerton	L 0 3
San Diego State	W 2 0
San Diego State	L 0 3
Northern Arizona	W 5 2
Northern Arizona	W 16 0
UCLA	L 0 1
UCLA	L 0 3

1985 Season Record: 38-17

WCAA Conference: 6-6 (third)

Postseason Finish: Regional

Head Coach: Mary Littlewood (15th Yr)

OPPONENT	ASUOPP
Northern Arizona	W 5 1
UC-Riverside	W 3 1
UC-Riverside	W 5 0
Chapman	W 3 1
Chapman	W 2 0
Arizona	W 3 0
Arizona	W 6 5
Northern Arizona	W 4 0
Northern Arizona	L 5 7
Hawai'i	W 4 2
Oklahoma State	L 0 3
Cal Poly-Pomona	W 2 1
Pacific	L 0 3
Oregon State	W 2 1
New Mexico State	W 4 1
Pacific	W 7 4
Pacific	W 4 3
Oklahoma	W 2 1
Southern Illinois	L 0 2
Central Michigan	L 1 3
Northern Iowa	W 5 1

Arizona	W 3 2
Kansas	W 2 1
Nebraska	L 1 2
San Diego State	W 3 0
Fresno State	L 0 3
Oklahoma	L 2 3
Northern Arizona	W 7 3
Northern Arizona	W 10 6
Long Beach State	L 0 1(8)
Long Beach State	W 3 2
Nevada-Reno	W 2 0
Nevada-Reno	W 7 1
Arizona	L 0 1
Arizona	L 0 4
Stanford	W 8 0
Stanford	W 8 2
Cal State-Fullerton	L 0 1
Cal State-Fullerton	L 0 3
San Diego State	W 4 0
San Diego State	W 3 1
San Francisco	W 4 1
Oregon State	W 3 1
New Mexico	W 2 1
Texas Tech	W 1 0
San Diego State	W 4 1
Pacific	L 0 6
Cal State-Fullerton	W 2 0
Fresno State	W 1 0
Fresno State	W 1 0
UCLA	W 3 1
UCLA	L 0 1
Utah	W 2 1
Utah	L 1 2
Utah	L 2 3

1986 Season Record: 32-17

Pac-10 Conference: 7-4 (second)

Postseason Finish: Regional

Head Coach: Mary Littlewood (16th Yr)

OPPONENT	ASUOPP
San Diego State	W 3 0
San Diego State	L 1 3(10)
Pacific	L 0 1
New Mexico State	L 1 2
Creighton	W 2 0
Oregon State	W 5 2
Cal Poly-Pomona	L 1 2
U.S. International	W 5 3
Metro State	W 5 1
Northeast Louisiana	W 0 1(10)
Kansas	L 0 1
New Mexico	W 2 1
Western Michigan	W 3 1
Central Michigan	W 6 2
Utah State	W 1 0
Kansas	L 2 4
Western Michigan	W 6 1
Pacific	W 4 1
San Diego State	W 4 1
Northwestern	W 4 2
Fresno State	L 0 1
Arizona	W 6 2
Utah	W 8 1
Utah	W 1 0(10)
Nebraska	L 0 2
Baylor	W 2 0
South Carolina	L 1 3
Kansas	W 3 0
Texas A&M	W 2 0
Nebraska	W 1 0
Florida State	W 2 0
Arizona	W 9 4
UCLA	L 1 3
UCLA	L 0 3
New Mexico	W 2 0
New Mexico	L 2 3
San Francisco	W 1 0(8)
San Francisco	W 2 1
Stanford	W 5 0
Stanford	W 5 0
Arizona	W 4 1
Arizona	W 6 2

SEASON REVIEWS

Stanford	W	6	1
Stanford	W	9	0 (5)
UCLA	L	2	6
UCLA	L	1	4
California	L	0	8
California	W	3	0
California	L	0	1

1987 Season Record: 41-15

Pac-10 Conference: 6-4 (fourth)
WCWS Finish: Seventh
Head Coach: Mary Littlewood (17th Yr)

OPPONENT	ASUOPP
UC Santa Barbara	W 1 0
Cal State-Fullerton	L 0 2
Nevada-Reno	W 6 4
Texas-Arlington	W 3 0
San Francisco	W 14 3
New Mexico State	L 3 5
Arizona	W 10 3
Pacific	W 5 1
Cal Poly-Pomona	L 0 1
Cal Poly-Pomona	L 0 2
Pacific	W 4 2
Minnesota	W 5 3
Minnesota	W 6 5
Temple	W 6 0
Eastern Michigan	W 8 1
Maine	W 3 2
Western Illinois	W 4 2
Virginia	W 7 0
South Florida	L 1 2
Winthrop (S.C.)	W 2 1
Stetson	W 1 0
South Carolina	W 1 0
South Florida	W 3 2
Southwest Louisiana	W 9 1
Penn State	W 2 1
Kansas	W 7 6
Oklahoma City	W 1 0
Oklahoma	W 12 4
Arizona	W 4 1
Texas A&M	L 1 9
Oregon	W 9 1
Oregon	W 2 0
California	L 0 3
California	L 1 2
Adelphi	L 1 2
Utah	W 6 3
San Jose State	W 2 1
Santa Clara	W 7 2
Pacific	W 5 1
Oklahoma State	W 4 1
Nebraska	L 0 3
Oregon State	W 5 3
Oregon State	W 8 0
New Mexico State	W 7 0
Texas A&M	L 4 5
New Mexico State	W 9 3
South Florida	W 3 2
New Mexico	W 4 2
UCLA	L 0 3
UCLA	L 0 2
Arizona	W 2 0
Arizona	W 7 6
Arizona\$	W 5 3
Arizona\$	W 5 0
UCLA^	L 0 1
Fresno State^	L 0 3

1988 Season Record: 26-25

Pac-10 Conference: 8-12 (Fourth)
Head Coach: Mary Littlewood (18th Yr)

OPPONENT	ASUOPP
U.S. International	L 0 1
U.S. International	W 3 0
California	L 0 1
California	W 4 3
New Mexico State	W 11 3
UC Santa Barbara	W 5 0
Iowa State	W 1 0
Kansas	W 7 2
Long Beach State	L 0 4
California	L 1 5
Cal State-Fullerton	L 0 3
Utah State	L 0 1
Minnesota	L 2 5
Arizona	L 1 3
Cal Poly-Pomona	L 0 5
Pacific	W 8 0
U.S. International	W 2 1
New Mexico	W 2 0
Nicholls State	W 1 0
Baylor	W 12 0
Nebraska	W 1 0
Oklahoma	W 3 2
Oregon	W 6 0
Fresno State	L 1 2
Oregon State	W 1 0
Oregon State	W 3 0
Oregon	W 2 1
Oregon	L 0 2
Arizona	L 1 5
Arizona	L 1 6
California	W 2 1
California	W 5 2
Michigan	W 5 2
San Jose State	W 2 0
Oklahoma	W 4 3
Kansas	W 1 0
Nebraska	L 1 3
UCLA	L 1 3
UCLA	L 0 1
Oregon State	L 0 4
Oregon State	W 1 0
Oregon	L 0 1
Oregon	W 2 1
Arizona	L 0 1
Arizona	L 1 11
UCLA	L 0 3
UCLA	L 3 4
South Florida	L 1 5
Oklahoma State	L 2 3
Southern Florida	L 5 6
New Mexico	W 8 1

1989 Season Record: 33-25

Pac-10 Conference: 7-13 (fifth)
Postseason Finish: Regional
Head Coach: Mary Littlewood (19th Yr)

OPPONENT	ASUOPP
Oregon	L 0 3
Oregon	L 1 2
Toledo	W 4 2
Toledo	L 0 5
Utah State	W 2 1
UC Santa Barbara	W 5 2
Minnesota	W 4 0
Cal Poly-Pomona	L 0 1
Pacific	W 2 0
Penn State	W 8 0
Iowa State	L 0 2
Northeast Louisiana	W 4 0
New Mexico State	W 5 3
Fresno State	L 0 6
Oklahoma	W 7 2
Nebraska	W 5 4
Minnesota	L 0 2
Nebraska	W 9 3
Central Michigan	W 6 5
Central Michigan	W 5 4
South Carolina	W 1 0
Akron	W 6 0
Eastern Michigan	W 3 0
Northeast Louisiana	W 7 2
Illinois State	W 7 1
Florida State	W 7 3
South Carolina	W 13 5
California	L 0 1
California	L 0 1
Adelphi	W 6 3
Santa Clara	W 3 1
Creighton	L 1 3
Texas A&M	W 4 3
Arizona	L 0 1
Arizona	W 1 0
Arizona	L 0 3
Oregon State	W 5 1
Oregon State	W 7 3
Kansas	W 7 6
Nebraska	L 0 3
Florida State	L 2 3
Kansas	L 0 1
Nebraska	L 0 2
Arizona	L 0 4
UCLA	L 0 4
UCLA	L 0 1
California	L 1 2
California	W 1 0
Oregon State	W 13 0
Oregon State	W 13 0
Oregon	L 0 1
Oregon	L 1 2
Florida Southern	W 3 0
Florida Southern	W 9 3
UCLA	L 0 1
UCLA	L 1 4
Utah State\$	W 2 0
Arizona\$	L 2 3
Arizona\$	L 0 4

1990 Season Record: 43-32

Pac-10 Conference: 10-10 (fifth)
Postseason Finish: Regional
Head Coach: Linda Wells (1st Yr)

OPPONENT	ASUOPP
Cal Poly-Pomona	L 1 2
Fresno State	L 0 7
Cal Poly-Pomona	L 0 2
Cal State-Fullerton	L 2 3
Oregon	W 2 0
Oregon	L 0 3
U.S. International	W 2 0
U.S. International	W 4 2
Long Beach State	W 2 0
California	L 0 4
U.S. International	L 5 6
Minnesota	L 1 5
Ohio State	W 4 1
Pacific	L 0 10
UCLA	L 0 1
Creighton	W 6 0
Illinois State	W 12 0
Cal Poly-Pomona	W 1 0
Penn State	L 0 1
Iowa State	W 2 1
UC Santa Barbara	W 8 2
Penn State	W 1 0
Penn State	W 1 0
Wichita State	W 8 1
New Mexico State	L 0 1
Hawai'i	W 2 1
Northwestern	W 6 4
Colorado State	W 5 1
Arizona	L 1 7
UNLV	L 0 5
UNLV	W 1 0
California	L 0 1
California	L 0 1
Utah State	W 2 0
Northwestern	L 0 1
Central Michigan	L 4 6
New Mexico	W 4 1
Sacramento State	L 1 2
San Jose State	W 4 0
Creighton	W 3 2
UMass	W 2 1
California	W 3 2
Arizona	W 5 3
Arizona	L 3 6
UNLV	W 4 0
UNLV	W 2 1
Oregon State	W 8 4
Oregon State	W 3 0
Utah State	W 1 0
Utah State	L 0 1
Utah	L 0 2
Utah	W 5 3
UCLA	L 1 6
UCLA	L 0 2
U.S. International	W 2 0
U.S. International	W 1 0
Northeast Louisiana	W 17 0
Texas-Arlington	L 0 3
Texas A&M	W 1 0
Sam Houston State	W 5 3
Stephen F. Austin	W 12 0
Texas-Arlington	L 3 4
California	L 1 2
California	W 1 0
Arizona	W 1 0
Arizona	W 1 0
Oregon State	W 2 1
Oregon State	W 4 0
Oregon	L 1 2
Oregon	W 1 0
UCLA	L 0 2
UCLA	L 0 4
Arizona\$	W 1 0
Arizona\$	L 0 1
Arizona\$	L 0 5

HISTORY

SEASON REVIEWS

1991 Season Record 43-18

Pac-10 Conference: 15-5 (second)

Postseason Finish: Regional

Head Coach: Linda Wells (2nd Yr)

OPPONENT	ASUOPP
Illinois-Chicago	W 1 0
Illinois-Chicago	W 8 3
Utah State	W 11 1
Utah State	W 3 0
Long Beach State	L 0 2
Oregon	W 6 2
Ohio State	W 5 4
Minnesota	W 5 4
Cal State-Fullerton	W 7 2
Cal State-Northridge	W 3 2
CS-Sacramento	W 4 1
Long Beach State	W 4 3 (9)
Ohio State	W 1 0
UCLA	L 0 6
Cal Poly-Pomona	W 11 0
UNLV	W 4 2
Colorado State	W 4 1
Iowa	L 0 2
Illinois State	W 3 2
UC Santa Barbara	W 3 0
McNeese State	W 8 0
Fresno State	L 2 3
Eastern Michigan	W 5 3
Wichita State	L 1 2
New Mexico	L 0 2
Utah	W 6 5
Utah	W 4 1
W. New Mexico	W 15 0
W. New Mexico	W 3 2
Southwest Louisiana	L 4 5
Nebraska	W 2 1
Sam Houston State	W 5 1
UMass	W 7 1
Sacramento State	L 4 5
Kansas	W 5 1
Creighton	W 2 1
California	L 1 6
California	W 1 0
California	W 3 0
UCLA	L 0 3
UCLA	L 0 2
Oregon State	W 7 1
Oregon State	W 7 1
Oregon	W 6 5
Oregon	W 4 1
Arizona	L 2 3
Arizona	W 5 0
California	L 0 2
California	W 2 1
Cal State-Northridge	L 3 4
Cal State-Northridge	L 2 3
Arizona	W 2 1
Arizona	W 3 0
Oregon	W 10 3
Oregon	W 10 0
Oregon State	W 10 2
Oregon State	W 12 2
UCLA	W 2 1
UCLA	L 3 4
Arizona\$	L 2 4
Arizona\$	L 0 4

1992 Season Record 27-21

Pac-10 Conference: 7-9 (fourth)

Head Coach: Linda Wells (3rd Yr)

OPPONENT	ASUOPP
W. New Mexico	W 11 1
W. New Mexico	W 3 0
Long Beach State	L 4 5
Long Beach State	L 0 1 (8)
New Mexico State	W 5 2
Minnesota	W 5 3
Cal State-Fullerton	L 0 1
Pacific	L 3 6
Texas A&M	W 4 3

Cal Poly-Pomona	L 0 5
Illinois State	W 1 0 (8)
Iowa	W 6 0
Colorado State	L 1 2 (8)
Michigan	W 6 1
Michigan	W 4 2
Iowa State	L 2 5
San Diego State	W 7 1
San Diego State	W 11 1
UCLA	L 2 6
UCLA	L 0 1
Cal State-Northridge	L 0 1
Cal State-Northridge	W 2 1
New Mexico	W 2 0
New Mexico	L 0 5
Arizona	L 0 1
Arizona	L 0 1
UMass	W 2 1
Sacramento State	L 0 1
Sam Houston State	W 3 2
Texas-Arlington	W 5 0
Louisiana Tech	L 3 4 (9)
Indiana	L 0 2
St. Mary's	W 7 2
Central Michigan	L 6 7
New Mexico State	W 6 0
New Mexico State	W 4 1
California	L 0 4
California	W 2 1 (10)
Oregon	W 9 8
Oregon	W 2 1
Oregon State	W 4 0
Oregon State	W 3 2
Arizona	L 0 6
Arizona	L 1 4
Oregon State	W 5 2
Oregon State	L 1 2
Oregon	L 0 1
Oregon	W 3 1

1993 Season Record: 34-26

Pac-10 Conference: 13-11 (third)

Postseason Finish: NCAA Regionals

Head Coach: Linda Wells (4th Yr)

OPPONENT	ASUOPP
Stanford	W 12 0
Stanford	W 11 1
Illinois State	W 4 2
Cal Poly-Pomona	L 0 7
Oklahoma State	L 0 5
Fresno State	L 0 6
San Diego State	L 0 5
Michigan	L 2 3 (8)
San Diego State	W 1 0
Iowa	L 4 5 (8)
Washington	W 2 1 (11)
Washington	W 7 0
Northern Illinois	W 8 1
Ohio State	W 11 0
California	L 0 4
Cal State-Fullerton	W 5 0
Northwestern	W 5 0
Washington	L 3 6
Northern Illinois	L 4 5
Northern Illinois	L 1 2
California	L 0 3
California	L 0 6
Stanford	W 12 0
Stanford	W 14 0
Fresno State	L 0 1
Fresno State	W 1 0
New Mexico	W 1 0
Long Beach State	W 2 0
Hawai'i	W 5 1
Illinois State	W 2 1 (8)
Texas A&M	W 5 4 (11)
New Mexico	W 5 2
Long Beach State	L 0 2
Southern Utah	W 2 1
Central Michigan	W 5 2
Central Michigan	W 8 0

Central Michigan	W 7 0
Southern Utah	W 5 1
UCLA	L 0 3
UCLA	L 0 6
Arizona	L 0 10
Arizona	W 3 2
Washington	W 3 2
Washington	W 1 0
California	W 1 0 (14)
California	W 8 0
Arizona	L 1 3 (8)
Arizona	L 2 5
UCLA	L 0 9
UCLA	L 0 1
Cal Poly-Pomona	W 7 3
Cal Poly-Pomona	W 2 1
Oregon	W 3 0
Oregon	L 2 5
Oregon State	W 6 5
Oregon State	W 3 1
Cal State-Fullerton	W 1 0
Cal State-Fullerton	L 0 2
Arizona\$	L 0 1
Arizona\$	L 2 7

1994 Season Record: 22-41

Pac-10 Conference: 7-17 (sixth)

Head Coach: Linda Wells (5th Yr)

OPPONENT	ASUOPP
UCLA	W 2 1
UCLA	L 3 4
Illinois State	W 4 0
Utah State	L 3 11 (6)
Fresno State	L 6 7
UNLV	L 2 6
UNLV	L 3 4
Michigan	W 2 0
Michigan	W 7 6 (10)
Ohio State	L 0 5
Oklahoma State	L 0 2
Iowa	L 2 4
Sam Houston State	W 8 5
Fresno State	W 4 1
Washington	L 5 8
Cal State-Fullerton	L 4 5
Ohio State	W 10 1 (5)
Arizona	L 1 9 (6)
Ohio State	W 1 0
Fresno State	L 4 6
Washington	L 1 5
Washington	L 2 6
California	L 4 10
California	L 0 6
California	W 1 0 (8)
Cleveland State	W 12 1 (5)
Hawai'i	L 0 5
Missouri	L 1 5
San Jose State	W 5 4 (8)
Cleveland State	W 7 0 (5)
Hawai'i	L 0 3
Virginia	W 6 2
Southern Utah	W 8 0
Southern Utah	W 4 0
Virginia	L 1 4
San Diego State	L 0 4
San Diego State	W 2 0
Cal State-Fullerton	L 1 6
Cal State-Fullerton	L 3 7
Arizona	L 1 11 (5)
Arizona	L 1 12 (5)
UCLA	L 0 3
UCLA	L 1 10
Cal State-Northridge	L 1 2 (8)
Cal State-Northridge	L 0 10 (6)
Long Beach State	L 5 7
Long Beach State	L 0 3
Arizona	L 0 18
Arizona	L 0 8
Washington	L 1 6
Washington	L 1 2
Oregon	W 8 3

Oregon	L 2 5
Oregon State	W 3 2 (10)
Oregon State	W 3 1
California	L 0 7
California	L 0 4
Fresno State	L 1 5
Fresno State	L 0 6
Oregon	W 3 1
Oregon	L 4 5
Oregon State	W 5 4
Oregon State	W 1 0

1995 Season Record: 29-26

Pac-10 Conference: 10-18 (sixth)

Head Coach: Linda Wells (6th Yr)

OPPONENT	ASUOPP
UCLA	L 0 8
UCLA	L 0 7
Purdue	W 10 7
New Mexico State	W 10 2
Utah State	L 3 6
Eastern Michigan	W 6 0
Ohio State	L 5 8
UMass	W 7 1
Michigan	L 2 6
Michigan	L 2 4
Eastern Michigan	W 6 3
Notre Dame	W 4 1
Iowa	W 4 3
Tulsa	W 4 3
San Diego State	W 3 1
UCLA	L 1 8
UCLA	L 0 1
UC Santa Barbara	W 4 1
UC Santa Barbara	L 1 6
San Diego	W 11 0 (5)
San Diego	W 7 0
Oregon	W 3 0
Oregon	W 5 4 (10)
Western Michigan	L 2 3 (9)
San Diego State	W 2 1
Virginia	L 3 5
Virginia	W 4 2
New Mexico	L 5 7
New Mexico	W 4 3
Oregon	W 4 2
Oregon	L 2 9
Oregon State	L 0 1
Oregon State	W 7 0
St. Mary's	W 10 1
St. Mary's	W 6 1
Santa Clara	W 3 2
Santa Clara	W 4 1
Stanford	W 5 3
Stanford	W 8 0
California	L 3 6
California	L 4 5
California	L 2 5
California	L 2 4 (11)
Stanford	W 3 0
Stanford	W 11 1
Arizona	L 2 4
Arizona	L 0 10 (6)
Arizona	L 2 12 (5)
Arizona	L 0 9
Washington	L 0 6
Washington	L 1 3
Oregon State	W 9 1
Oregon State	W 4 3
Washington	L 4 9
Washington	L 1 6

SEASON REVIEWS

1996 Season Record: 34-27

Pac-10 Conference: 10-18 (Fifth)

Head Coach: Linda Wells (7th Yr)

OPPONENT	ASU	OPP
McNeese State	W	11 0
Utah State	L	5 8
UMass	W	16 8
UNLV	L	4 5 (8)
New Mexico State	L	1 5
Purdue	L	2 3
Wisconsin	W	9 0
Notre Dame	W	11 2
Iowa State	L	2 3
Iowa	W	12 5
Indiana	W	14 1
Northwestern	W	5 3
Western Michigan	W	3 2
Western Michigan	L	2 8
Western Michigan	W	7 1
Western Michigan	W	12 1
North Carolina	W	7 1
North Carolina	W	11 4
Loyola Marymount	L	0 1
Loyola Marymount	W	4 0
UCLA	W	4 3
UCLA	L	0 3
Missouri	W	8 1
Missouri	L	0 2
Missouri	W	1 0 (9)
Missouri	L	4 6
Southern Utah	W	16 0
New Mexico	W	8 1
Central Michigan	W	11 2
Virginia	W	7 2
Southern Utah	W	14 0
Washington	L	4 5
Washington	L	1 6
California	L	2 3
California	W	3 1
Stanford	L	1 3
Stanford	L	0 1
Arizona	L	2 6
Arizona	L	2 8
Oregon State	W	2 1
Oregon State	W	3 2
Oregon	L	0 2
Oregon	L	3 9
UCLA	L	0 5
UCLA	L	3 16
Arizona	L	1 2 (9)
Arizona	L	0 6
Santa Clara	W	5 0
Santa Clara	W	5 2
Stanford	W	2 1
Stanford	W	7 1
California	W	2 1 (10)
California	L	2 3 (9)
St. Mary's	W	4 0
St. Mary's	W	6 1
Oregon State	L	2 3 (8)
Oregon State	W	11 0
Oregon	W	5 1
Oregon	W	5 4
Washington	L	0 3
Washington	L	0 4

1997 Season Record: 32-25

Pac-10 Conference: 9-19 (sixth)

Postseason Finish: NCAA Regional (1-2)

Head Coach: Linda Wells (8th Yr)

OPPONENT	ASU	OPP
Illinois State	W	7 1
UNLV	W	7 6 (8)
Purdue	W	7 4
Texas	L	7 9
UC Santa Barbara	L	4 5
UMass	W	14 2 (5)
Notre Dame	W	9 1 (5)
Indiana	W	7 5

Iowa	W	5 3
New Mexico State	W	4 2
California	L	3 5
California	W	7 3
Stanford	W	6 1
Stanford	W	7 3
Stanford	L	0 1
Stanford	W	1 0
California	L	1 8
California	W	4 0
Hofstra	W	5 2
Santa Clara	W	3 1
Evansville	W	8 0
New Mexico	W	6 0
Notre Dame	W	9 0 (6)
Missouri	W	9 6
Colorado State	L	2 3
Colorado State	L	1 6
Central Michigan	W	5 3
Central Michigan	W	6 1
Central Michigan	W	5 1
St. Peter's	W	8 0
Southern Utah	W	15 1 (6)
St. Peter's	W	8 0
Southern Utah	W	4 1
St. Peter's	W	14 2 (6)
Washington	W	4 2
Washington	L	0 2
Arizona	L	1 5
Arizona	L	1 10
Oregon State	L	2 4
Oregon State	W	5 1
Oregon	W	8 6
Oregon	L	3 5
UCLA	L	0 2
UCLA	L	6 8
Arizona	L	4 8
Arizona	L	2 11
Washington	L	0 6
Washington	L	3 4
Oregon State	L	2 4
Oregon State	L	3 9
Oregon	L	2 8
Oregon	W	8 7 (8)
UCLA	L	2 5
UCLA	L	0 12
Nebraska\$	L	1 10(6)
Rider\$	W	12 0 (5)
Nebraska\$	L	1 2

1998 Season Record: 38-27

Pac-10 Conference: 9-19 (sixth)

Postseason Finish: NCAA Regional (1-2)

Head Coach: Linda Wells (9th Yr)

2/12	#25 Tennessee	W 7-2
2/13	Detroit	W 8-0 (5)
2/13	Utah State	L 1-0
2/14	Ohio State	W 1-0
2/14	Alabama	W 5-2
2/15	UNLV	W 6-0
2/15	Cal State-Fullerton	W 3-1
2/21	Ball State	W 10-0 (5)
2/21	Iowa	W 4-0
2/22	Illinois State	W 9-3
2/22	#22 Michigan State	W 3-1
2/27	#22 Texas A&M	W 8-0 (5)
2/27	#9 Florida State	W 6-1
2/28	#3 Michigan	L 2-1
3/28	Nicholls State	W 2-1 (9)
3/1	#24 Cal State-Northridge	L 2-0
3/1	Notre Dame	W 5-2
3/13	Centenary	W 8-0 (5)
3/13	San Jose State	W 9-1 (5)
3/14	Drake	W 2-0
3/14	Colorado State	W 3-0
3/14	#22 California	L 2-0
3/15	Creighton	L 4-3 (8)
3/17	Iowa State	L 1-0
3/17	Iowa State	W 4-3 (8)
3/20	Stephen F. Austin	W 8-0 (6)

3/20	New Mexico	W 3-2
3/21	Stephen F. Austin	W 8-0 (5)
3/21	New Mexico	W 2-1
3/22	Iowa State	W 1-0
3/28	@#18 Oregon State	L 2-0
3/28	@#18 Oregon State	W 1-0 (8)
3/29	@#22 Oregon	L 13-2 (5)
3/29	@#22 Oregon	W 5-3
4/3	#4 Washington	L 5-2
4/3	#4 Washington	L 3-0
4/4	UCLA	W 6-1
4/4	UCLA	L 2-0
4/10	@#1 Arizona	L 7-2
4/10	@#1 Arizona	L 5-3
4/16	@St. Mary's	W 12-0 (5)
4/16	@St. Mary's	W 7-0
4/17	@Santa Clara	W 2-1
4/17	@Santa Clara	W 4-0
4/18	@#12 Stanford	L 1-0
4/18	@#12 Stanford	W 1-0
4/19	@#21 California	L 5-2
4/19	@#21 California	L 4-3 (10)
4/24	#22 Oregon State	W 2-1 (9)
4/24	#22 Oregon State	W 10-2 (5)
4/25	#25 Oregon	L 5-2
4/25	#25 Oregon	L 9-1 (5)
4/29	#1 Arizona	L 6-0
4/29	#1 Arizona	L 3-2
5/1	#9 Stanford	L 4-1
5/1	#9 Stanford	L 1-0
5/2	#21 California	W 2-0
5/2	#21 California	W 4-2
5/9	@#4 Washington	L 3-0
5/9	@#4 Washington	L 3-0
5/10	@UCLA	W 2-1
5/10	@UCLA	L 2-1
5/15	#8 Texas	L 6-0
5/16	#23 Florida	W 1-0 (8)
5/16	@#6 South Florida	L 1-0

*Pac-10 game

\$NCAA Regionals

1999 Season Record: 41-28

Pac-10 Conference: 8-20 (eighth)

Postseason Finish: WCWS (Seventh)

Head Coach: Linda Wells (10th Yr)

2/12	Georgia	W 9-1
2/12	#10 UMass	W 7-3
2/13	#8 Nebraska	W 8-1
2/13	UNLV	W 12-5
2/14	South Carolina	L 2-0
2/14	Utah State	W 6-2
2/19	San Jose State	W 9-1 (6)
2/19	Illinois State	W 10-1 (5)
2/20	Michigan State	W 12-3 (5)
2/20	#16 Iowa	W 4-2
2/21	Michigan State	W 7-0
2/21	Illinois State	W 8-0
2/26	#23 Hofstra	W 3-2
2/26	#5 Michigan	L 4-2 (8)
2/27	Southwest Louisiana	W 3-2 (9)
2/27	#21 Florida State	W 2-0
2/28	#5 Michigan	W 5-4 (8)
2/28	#1 Fresno State	L 4-0
3/6	Cal State-Northridge	W 3-2
3/6	Cal State-Northridge	W 5-0
3/12	Loyola Marymount	W 17-0 (5)
3/12	Arkansas	W 5-0
3/12	Utah State	W 5-0
3/13	Utah	L 2-1 (8)
3/13	Colorado State	W 6-2
3/13	UC Santa Barbara	W 10-1 (5)
3/13	#23 Iowa	L 7-1
3/18	Liberty	W 10-2 (5)
3/18	Utah	W 5-0
3/19	Cal State-Fullerton	W 5-1
3/20	Florida	W 5-0
3/20	#12 Oregon State	W 7-1
3/21	#3 Fresno State	W 3-2

SEASON REVIEWS

2000 Season Record: 43-20

Pac-10 Conference: 8-13 (fifth)

Postseason Finish: NCAA Regional (3-2)

Head Coach: Linda Wells (11th Yr)

2/11	Utah State	W 18-0 (5)
2/11	Kansas	W 7-1
2/12	#13 Nebraska	W 7-1
2/12	#18 South Carolina	W 2-1
2/13	#16 UMass	W 6-0
2/13	Cal State-Fullerton	W 8-3
2/18	Eastern Illinois	W 12-1
2/18	Illinois State	W 2-0
2/19	#17 Michigan State	W 11-2 (5)
2/19	#25 Iowa	L 1-0
2/20	#17 Michigan State	W 10-0 (5)
2/20	Illinois State	W 3-1
2/21	Simon Fraser	W 10-0 (5)
2/26	Portland State	W 6-4
2/26	Portland State	W 3-0
2/27	Portland State	W 8-0 (5)
3/3	#16 Alabama	W 4-0
3/3	#21 Oklahoma State	W 10-0 (5)
3/4	#20 DePaul	W 8-0 (6)
3/4	#5 LSU	L 6-4
3/5	#23 Nebraska	W 7-0
3/5	#14 Michigan	L 2-1 (9)
3/10	Santa Clara	W 7-0
3/10	#20 Long Beach State	L 6-2
3/10	Utah	W 2-0
3/11	Utah State	W 4-1
3/11	Central Michigan	W 8-0 (5)
3/12	#20 Long Beach State	W 6-5
3/12	Nebraska	W 6-2
3/15	Texas	W 2-0
3/16	Notre Dame	W 2-1
3/17	Cal State-Northridge	W 2-1
3/17	#14 Iowa	W 5-0
3/18	#12 Oregon State	L 2-1 (8)
3/24	UNLV	W 1-0
3/25	UNLV	W 4-2
3/26	UNLV	W 3-1
3/31	#11 Oregon State	W 6-1
4/1	#23 Oregon*	L 10-0
4/2	#23 Oregon*	W 7-3
4/4	@#2 Arizona*	L 3-1
4/7	#9 Stanford*	W 3-2
4/8	#7 California*	W 1-0
4/9	#7 California*	L 4-0
4/14	@#1 Washington*	L 2-0
4/15	@#3 UCLA*	L 5-1
4/16	@#3 UCLA*	W 1-0
4/21	#2 Arizona*	W 3-1
4/22	#2 Arizona*	L 3-0
4/28	@#17 Oregon*	L 1-0
4/29	@#12 Oregon State*	L 3-0
4/30	@#12 Oregon State*	W 3-0
5/5	#3 UCLA*	L 2-0
5/6	#1 Washington*	L 6-0
5/7	#1 Washington*	L 7-3
5/12	@#11 California*	L 1-0
5/13	@#9 Stanford*	W 4-0
5/13	@#9 Stanford*	L 4-2
5/18	Coastal Carolina	W 9-1 (6)
5/19	Texas A&M	W 4-2
5/20	#11 Alabama	L 4-1
5/20	Coastal Carolina	W 2-1
5/21	#11 Alabama	L 3-1

2001 Season Record: 36-22

Pac-10 Conference: 9-12 (sixth)

Postseason Finish: NCAA Regional (2-2)

Head Coach: Linda Wells (12th Yr)

2/9	Utah State	W 10-0 (5)
2/9	#18 South Carolina	W 8-2
2/10	Georgia	W 10-1 (5)
2/10	#24 Texas	W 5-0
2/11	#8 LSU	L 4-2 (8)
2/11	#25 Utah	W 4-0
2/16	Brigham Young	W 2-1 (8)
2/16	Michigan State	W 11-0

2/17	Michigan State	W 6-0
2/17	#13 Iowa	L 3-1
2/18	Illinois State	W 8-4 (9)
2/18	Illinois State	W 4-0
2/23	#24 UMass	W 5-1
2/23	#4 Alabama	L 7-6
2/24	Kansas	L 7-1
2/24	Michigan State	W 4-0
2/25	San Diego State	W 2-1
3/2	Santa Clara	L 4-3
3/3	Santa Clara	W 4-0
3/4	Santa Clara	W 5-0
3/6	Indiana State	W 7-0
3/6	Indiana State	W 5-0
3/9	Santa Clara	W 9-1 (6)
3/9	Sacramento State	W 5-1
3/9	Purdue	W 5-0
3/10	#12 Iowa	W 3-2
3/10	#4 California	L 2-0
3/11	#12 Iowa	L 2-0
3/15	#11 DePaul	W 3-0
3/15	@#9 Cal State-Fullerton	W 6-3
3/16	North Carolina	W 2-0
3/17	#24 Cal State-Northridge	W 5-3
3/17	#14 Notre Dame	L 5-1 (9)
3/30	@Oregon State*	W 4-2
4/1	@Oregon*	L 4-0
4/1	@Oregon*	W 10-1 (6)
4/6	@#1 UCLA*	W 6-1
4/7	@#14 Washington*	W 5-1
4/8	@#14 Washington*	W 6-1
4/13	@#2 Arizona*	L 3-0 (11)
4/14	@#2 Arizona*	L 4-3 (9)
4/20	#4 California*	L 4-2 (8)
4/22	#3 Stanford*	L 6-0
4/22	#3 Stanford*	L 7-2
4/25	#1 Arizona*	L 5-0
4/27	Oregon*	W 6-0
4/28	#14 Oregon State*	L 2-0
4/29	#14 Oregon State*	L 4-3
5/4	@#3 Stanford*	W 4-3 (8)
5/5	@#5 California*	W 3-2 (9)
5/6	@#5 California*	W 5-1
5/11	#12 Washington*	L 7-1
5/12	#2 UCLA*	L 1-0
5/12	#2 UCLA*	L 8-6 (8)
5/17	Penn State	W 4-1
5/18	Louisiana	W 2-1
5/19	LSU	L 3-2
5/19	Louisiana	L 5-0
*Pac-10 game		
\$NCAA Regionals		

2002 Season Record: 46-20

Pac-10 Conference: 10-11 (fifth)

Postseason Finish: WCWS (6-2, Third)

Head Coach: Linda Wells (13th Yr)

2/8	Utah State	W 13-4 (5)
2/8	Texas A&M	W 2-1 (9)
2/9	Texas Tech	W 6-1
2/9	#16 Fresno State	W 2-0
2/10	Kansas	L 3-2
2/10	New Mexico State	W 8-0 (5)
2/15	Illinois State	L 3-0
2/15	#6 Iowa	W 9-1
2/16	Michigan State	W 7-2
2/16	Oklahoma State	W 1-0
2/17	Illinois State	W 3-1
2/22	#24 Mississippi State	L 2-1
2/22	Connecticut	W 4-2
2/23	#10 Michigan	W 6-4
2/23	#19 Notre Dame	W 3-2
2/24	#10 Michigan	L 5-1
2/26	Eastern Michigan	W 9-1 (5)
2/26	Eastern Michigan	W 11-2 (5)
2/27	Hawai'i	W 3-1
2/26	Hawai'i	W 5-2
3/1	Boston College	W 9-0 (5)
3/2	Boston College	W 9-0 (5)
3/3	Boston College	W 8-1
3/8	San Jose State	L 1-0
3/8	Buffalo	W 2-0

3/8	Northern Iowa	L 2-1 (9)
3/9	Georgia Tech	W 5-4
3/9	Long Beach State	W 1-0 (8)
3/9	#17 Iowa	W 5-1
3/13	Texas	W 3-2 (8)
3/14	New Mexico	W 5-3
3/15	DePaul	W 6-5
3/16	Rutgers	W 11-1 (5)
3/16	#2 Arizona	W 3-0
3/17	#9 Cal State-Fullerton	L 7-5
3/22	New Mexico	W 6-2
3/22	New Mexico	W 4-3
3/29	#2 Arizona*	L 2-0
3/30	#2 Arizona*	L 10-1 (5)
4/5	#1 UCLA*	W 3-2
4/6	#10 Washington*	W 3-2
4/7	#10 Washington*	W 6-1
4/12	@Oregon*	W 9-1 (6)
4/13	@#14 Oregon State*	L 1-0
4/14	@#14 Oregon State*	W 6-0
4/19	@#8 California*	L 3-2
4/20	@#3 Stanford*	W 4-0
4/21	@#3 Stanford*	W 1-0
4/26	#16 Oregon State*	L 2-0
4/27	Oregon*	L 4-2
4/28	Oregon*	W 6-0
4/30	@#2 Arizona*	L 5-3
5/3	#8 Stanford*	L 9-1 (16)
5/4	#5 California*	W 8-4
5/5	#5 California*	W 2-1 (8)
5/10	@#6 Washington*	L 5-2
5/11	@#1 UCLA*	L 4-1
5/11	@#1 UCLA*	L 6-1
5/16	Mississippi State	W 4-1
5/18	UMass	W 1-0
5/18	#3 LSU	W 3-2 (8)
5/19	#3 LSU	W 4-1
5/23	#11 Michigan	W 2-1
5/24	#2 Arizona	L 1-0 (8)
5/25	#1 UCLA	W 2-1
5/26	#5 California	L 3-0
*Pac-10 game		
\$NCAA Regionals		

2003 Season Record: 32-25

Pac-10 Conference: 7-14 (seventh)

Postseason Finish: NCAA Regional (2-2)

Head Coach: Linda Wells (14th Yr)

1/31	Texas-San Antonio	W 6-5
2/1	Texas-San Antonio	W 6-3
2/2	Texas-San Antonio	W 9-1 (5)
2/7	Texas State	W 12-8
2/7	#12 Texas	L 1-0
2/8	Iowa State	W 3-1
2/8	Mississippi State	W 5-4
2/9	Utah	L 5-3
2/9	#25 UMass	L 5-2 (8)
2/14	Illinois State	W 4-1
2/15	Iowa	W 5-1
2/15	Illinois State	W 3-1
2/16	Iowa	W 8-0 (5)
2/16	Utah State	W 12-2 (6)
2/21	#8 DePaul	W 1-0
2/21	Liberty	W 11-5
2/22	#21 Ohio State	W 1-0
2/28	UC Riverside	W 16-0 (5)
2/28	#9 Oklahoma	L 7-2
3/1	#9 Oklahoma	L 6-0
3/1	UC Riverside	W 7-0
3/2	#9 Oklahoma	L 8-5
3/2	UC Riverside	W 9-2
3/7	Virginia Tech	W 8-3
3/7	Santa Clara	W 2-1
3/8	#17 Oregon State	W 3-2 (8)
3/8	#8 California	L 6-1
3/9	Santa Clara	W 1-0
3/9	Sacramento State	W 12-9
3/13	Oklahoma	L 5-3
3/13	Cal State-Northridge	L 4-3
3/14	UNLV	W 2-1
3/28	#19 Oregon*	W 2-0
3/29	#22 Oregon State*	W 7-1
3/30	#22 Oregon State*	W 3-0
4/4	@#1 UCLA*	L 6-0
4/5	@#3 Washington*	L 2-1
4/6	@#3 Washington*	L 1-0
4/11	#6 California*	W 1-0
4/12	#16 Stanford*	W 2-1
4/13	#16 Stanford*	L 4-1
4/18	@#1 Arizona*	L 8-0 (5)
4/19	@#1 Arizona*	L 2-1
4/23	#1 Arizona*	L 4-2
4/25	@Oregon State*	L 8-4
4/26	@#20 Oregon*	L 5-2
4/27	@#20 Oregon*	L 3-0
5/2	@#15 Stanford*	W 1-0
5/3	@#9 California*	L 10-1 (5)
5/4	@#9 California*	W 1-0 (9)
5/9	#8 Washington*	L 2-0
5/10	#2 UCLA*	L 8-0 (6)
5/10	#2 UCLA*	L 9-0 (5)
5/15	Texas State	L 1-0
5/16	Tennessee Tech	W 6-0
5/16	#12 LSU	W 4-1
5/17	Hawai'i	L 4-2
*Pac-10 game		
\$NCAA Regionals		

2004 - Season Record: 33-31

Pac-10 Conference: 3-17 (eighth)

Head Coach: Linda Wells (15th Yr)

1/30	Stephen F. Austin	W 5-2
1/31	Stephen F. Austin	W 3-1
2/1	Stephen F. Austin	W 8-0 (5)
2/6	Kansas	W 2-0
2/6	Northwestern	L 6-5
2/7	Northwestern	L 9-2
2/7	Kansas	W 1-0
2/8	Kansas	L 5-1
2/12	Western Michigan	W 1-0 (8)
2/13	New Mexico	L 8-6
2/13	Texas Tech	W 3-0
2/14	Syracuse	W 9-2
2/14	Nevada-Reno	W 6-1
2/15	Dayton	W 9-4
2/15	Ohio State	L 6-3
2/20	Utah State	W 7-6
2/20	Wisconsin	W 4-0
2/21	Iowa	L 9-0 (5)
2/21	Illinois State	W 9-3
2/22	Iowa	W 3-0
2/22	Utah State	W 24-0
2/27	Fresno State	L 2-0
2/27	Princeton	L 3-1
2/28	South Carolina	L 5-3
2/28	Cal State-Fullerton	W 3-0
2/29	Virginia Tech	W 5-2
2/29	Florida Atlantic	W 2-0
3/5	Buffalo	W 8-0 (5)
3/5	New Mexico State	W 1-0
3/6	New Mexico State	W 9-1 (5)
3/6	Buffalo	W 6-0
3/7	Buffalo	W 10-0 (5)
3/10	Missouri	L 8-0 (5)
3/10	Missouri	W 10-1 (5)
3/12	Minnesota	W 2-0
3/12	Sacramento State	W 2-1 (9)
3/13	Purdue	W 4-0
3/13	#7 Washington	L 5-0
3/14	Iowa	L 3-0
3/18	#3 Florida State	L 1-0
3/18	UNLV	W 6-0
3/19	Nebraska	W 6-3
3/19	Illinois	L 4-2
3/20	Texas A&M	W 5-3
4/3	#7 Washington*	L 9-1
4/4	#7 Washington*	L 8-5
4/9	#1 Arizona*	L 6-0
4/10	#1 Arizona*	L 8-0 (6)
4/16	@#4 California*	L 1-0
4/17	@#10 Stanford*	L 7-0
4/18	@#10 Stanford*	L 4-0

SEASON REVIEWS

4/23	@#12 Oregon*	L 1-0
4/24	@#16 Oregon State*L	6-0
4/25	@#16 Oregon State*W	7-2
4/28	@#1 Arizona*	L 3-1
4/30	#9 Stanford*	L 7-6
5/1	#4 California*	L 6-0
5/2	#4 California*	L 130 (5)
5/7	#19 Oregon State*	L 6-0
5/8	#12 Oregon*	W 1-0 (9)
5/9	#12 Oregon*	W 3-0
5/14	@#7 Washington*	L 6-3
5/15	@#5 UCLA*	L 6-0
5/15	@#5 UCLA*	L 10-0 (5)

*Pac-10 game

2005 Season Record: 30-26

Pac-10 Conference: 4-17 (eighth)

Postseason Finish: NCAA Regional (1-2)

Head Coach: Linda Wells (16th Yr)

2/4	Texas-San Antonio	W 8-0 (6)
2/5	Texas-San Antonio	W 4-2
2/6	Texas-San Antonio	W 5-4 (8)
2/13	Sacramento State	W 3-2
2/13	Utah State	W 11-2
2/16	Hawai'i	L 8-6
2/16	Hawai'i	W 2-0
2/18	Illinois State	W 3-0
2/18	Iowa	L 2-0
2/25	Long Island Brooklyn	W 14-0 (5)
2/25	Bethune-Cookman	W 6-1
2/26	Northwestern	W 1-0
2/26	Notre Dame	W 2-1
2/27	Kansas	L 3-0
3/2	Eastern Michigan	W 2-1
3/2	Eastern Michigan	W 6-2
3/4	San Diego State	W 1-0
3/4	Southern Utah	W 5-0
3/5	San Diego State	L 1-0
3/5	Southern Utah	W 8-1
3/6	Southern Utah	W 8-0 (5)
3/11	Rhode Island	W 8-3
3/11	San Jose State	W 2-0
3/12	UC Davis	W 11-0 (5)
3/12	Colorado State	W 12-0 (5)
3/13	California	W 1-0
3/14	@Loyola Marymount	W 2-1
3/14	@Loyola Marymount	L 4-1
3/17	Syracuse	W 4-0
3/18	Oklahoma	L 6-1
3/19	Louisiana	W 5-1
3/20	Texas	L 1-0 (8)
4/1	California*	L 4-2
4/2	Stanford*	L 2-1
4/3	Stanford*	W 2-0
4/6	Arizona*	L 1-0
4/8	Oregon*	L 1-0
4/9	Oregon State*	L 8-1
4/10	Oregon State*	L 3-2
4/15	@UCLA*	L 4-0
4/16	@Washington*	L 8-0 (5)
4/17	@Washington*	L 12-4 (6)
4/22	@Arizona*	L 3-1
4/23	@Arizona*	L 10-3
4/29	@Oregon State*	W 1-0
4/30	@Oregon*	W 2-1
5/1	@Oregon*	L 3-0
5/6	Washington*	L 8-0 (5)
5/7	UCLA*	L 6-1
5/8	UCLA*	L 8-0 (5)
5/12	@Stanford*	L 3-0
5/13	@California*	L 9-1 (6)
5/14	@California*	W 2-1
5/20	Hofstra\$	W 10-1 (5)
5/21	@Alabama\$	L 3-1
5/21	Hofstra\$	L 2-1

*Pac-10 game

\$NCAA Regionals

2006 Season Record: 53-15

Pac-10 Conference: 11-10 (fourth)

Postseason Finish: WCWS (6-2 - Fifth)

Head Coach: Clint Myers (1st Yr)

2/9	Utah State	W 8-0 (6)
2/10	Syracuse	W 13-2 (5)
2/10	Nevada-Reno	W 9-0 (6)
2/11	New Mexico	W 3-2
2/11	Cal State-Northridge	W 11-3 (6)
2/12	Wisconsin	W 5-0
2/12	Utah State	W 9-0 (6)
2/17	Illinois State	W 8-0 (6)
2/17	Iowa	W 5-4
2/18	Iowa	W 10-7 (9)
2/18	Illinois State	W 8-0 (5)
2/19	Iowa	W 8-1
2/19	Illinois State	W 2-0
2/24	North Carolina	W 4-3 (9)
2/24	Auburn	W 1-0 (8)
3/2	@Southern Utah	W 3-1
3/2	@Southern Utah	W 9-1
3/3	@Nevada-Reno	W 12-2
3/3	Southern Utah	W 2-0
3/4	Virginia Tech	L 2-1 (8)
3/4	UNLV	W 4-2
3/5	Portland State	W 3-0
3/9	@Santa Clara	W 9-0 (5)
3/10	Southern Illinois	W 2-0
3/10	UC Davis	W 8-1
3/11	Iowa	W 3-0
3/12	San Jose State	W 11-0 (5)
3/14	Baylor	W 3-0
3/14	Baylor	W 5-3
3/16	Notre Dame@	L 3-2
3/16	Florida State@	L 1-0 (10)
3/17	@Cal State-Fullerton@	W 4-2
3/18	Louisiana@	W 5-2
3/19	Fresno State@	W 8-1
3/19	Utah@	W 1-0
3/24	UNLV	W 3-1
3/24	UNLV	W 10-1 (5)
3/29	UTEP	W 5-4
3/29	UTEP	W 12-0 (5)
4/1	@Oregon State*	W 3-2 (8)
4/7	UCLA*	L 7-4
4/8	Washington*	L 3-1 (11)
4/9	Washington*	W 5-4 (13)
4/14	Arizona*	W 4-2 (10)
4/15	Arizona*	L 3-0
4/21	@California*	W 2-0
4/22	@Stanford*	L 3-1
4/23	@Stanford*	W 3-1
4/28	@Washington*	W 1-0
4/29	@UCLA*	L 1-0
4/30	@UCLA*	L 3-1
5/3	@Arizona*	L 0-10 (6)
5/5	Stanford*	W 6-0
5/6	California*	L 4-1
5/7	California*	L 3-0
5/11	Oregon State*	L 3-2 (8)
5/11	Oregon State*	W 9-2
5/12	Oregon*	W 2-1
5/12	Oregon*	W 4-3
5/13	Oregon*	W 1-0
5/19	Long Island Brooklyn	\$W 6-0
5/20	Hofstra\$	W 2-0 (8)
5/21	Penn State\$	W 5-0
5/26	Florida State%	W 6-1
5/27	Florida State%	W 5-1
6/1	Texas^	L 2-0
6/3	Oregon State^	W 3-1
6/3	Tennessee^	L 3-1 (9)

2007 Season Record: 54-17

Pac-10 Conference: 13-8 (second)

Postseason Finish: WCWS (5-2 - Seventh)

Head Coach: Clint Myers (2nd Yr)

2/8	Northwestern St.	W 8-0 (5)
2/8	Northwestern St.	W 10-1 (5)
2/9	Syracuse	W 11-0 (5)
2/9	New Mexico	W 3-0
2/10	Wisconsin	W 2-0
2/10	Western Michigan	W 6-2
2/11	Long Beach State	W 6-5
2/11	Ohio State	W 3-1
2/16	Illinois State	W 10-1 (5)
2/16	North Carolina	W 3-1
2/17	Idaho State	W 15-4 (5)
2/17	Iowa	W 4-3
2/18	UC Riverside	W 8-7
2/23	Mississippi!	W 2-1
2/23	Illinois-Chicago!	W 6-2
2/24	Northwestern!	L 5-2
2/24	Oklahoma State!	W 7-2
2/25	Long Island Brooklyn!	W 7-0
3/2	UC Santa Barbara	L 8-7
3/2	North Florida	W 12-9
3/3	Houston	W 2-1
3/3	North Florida	W 6-2
3/4	Utah Valley St.	W 12-0 (5)
3/7	Creighton	W 4-0
3/9	Missouri	W 4-2
3/9	Texas Tech	W 10-1
3/10	Missouri	W 6-0
3/10	Texas Tech	W 7-6
3/11	Texas Tech	W 12-3
3/15	Notre Dame@	W 3-0
3/16	Fresno State	L 6-1
3/16	Louisiana	L 2-0 (8)
3/17	Cal State-Fullerton	W 4-1 (9)
3/18	NC State	L 6-4 (8)
3/21	UTEP	L 5-4
3/21	UTEP	L 8-7 (10)
3/22	BYU	W 8-1
3/23	Longwood	W 10-0 (6)
3/23	Illinois	W 6-2
3/24	Longwood	W 12-1 (6)
3/24	Illinois	W 13-0 (5)
3/30	@UCLA	W 6-0
3/31	@Washington	W 2-1
4/1	@Washington	L 1-0
4/6	@Arizona	L 1-0
4/7	@Arizona	L 1-0
4/13	California	W 8-0 (5)
4/14	Stanford	W 7-0
4/15	Stanford	W 8-2
4/18	Arizona	W 6-3
4/20	Oregon	W 4-2
4/21	Oregon State	L 2-0
4/22	Oregon State	W 8-7
4/24	UNLV	W 9-0 (6)
4/24	UNLV	W 10-9
4/27	@Stanford	W 2-0
4/28	@California	L 1-0
4/29	@California	L 2-1
5/4	@Oregon State	W 5-4 (8)
5/5	@Oregon	W 8-0 (6)
5/6	@Oregon	L 6-5
5/10	Washington	W 2-1
5/11	UCLA	L 4-3
5/12	UCLA	W 7-4
5/17	Southern Utah	\$W 2-1 (9)
5/18	BYU\$	W 7-1
5/19	BYU\$	W 6-3
5/25	LSU%	W 1-0 (10)
5/26	LSU%	W 7-4
5/31	Northwestern^	L 2-0
6/2	DePaul^	L 3-1

2008 Season Record: 66-5

Pac-10 Conference: 18-3 (first)

Postseason Finish: NATIONAL CHAMPIONS (10-0)

Head Coach: Clint Myers (3rd Yr)

2/9	Loyola-Chicago	W 8-0 (5)
2/9	Texas Tech	W 2-0
2/10	Loyola-Chicago	W 8-6
2/10	UNLV	L 2-1
2/14	Western Kentucky	W 11-3 (6)
2/15	Western Michigan	W 6-0
2/16	Virginia	W 14-4 (5)
2/16	Memphis	W 12-1 (5)
2/16	Nebraska	W 9-0 (5)
2/17	UMKC	W 15-2 (5)
2/17	Texas State	W 4-0
2/18	Southern Utah	W 9-3
2/22	Buffalo	W 12-3 (5)
2/22	Illinois State	W 8-0 (5)
2/23	Iowa	W 1-0
2/23	Radford	W 16-2 (5)
2/24	Miami (OH)	W 7-3
2/29	Drake	W 10-0
2/29	Florida International	W 16-7 (5)
3/1	BYU	W 8-2
3/1	Arkansas	W 6-5 (8)
3/2	San Jose State	W 11-1 (5)
3/4	Creighton	W 1-0 (10)
3/7	Utah	W 9-0
3/7	UC Davis	W 10-8
3/8	San Diego State	W 3-1 (8)
3/8	Pacific	W 10-3
3/9	San Diego	W 14-0 (5)
3/14	Santa Clara	W 8-0 (5)
3/15	Santa Clara	W 13-8
3/15	Santa Clara	W 11-0 (5)
3/19	Utah!	W 3-0
3/20	Florida State!	L 3-2
3/20	Illinois!	W 7-2
3/21	Louisiana!	W 3-1
3/22	New Mexico!	W 4-2
3/25	Marshall	W 5-0
3/25	Marshall	W 13-1 (5)
3/28	@California*	W 4-2
3/29	@Stanford*	W 6-0
3/30	@Stanford*	W 3-0 (13)
4/4	@Oregon*	W 3-2
4/6	@Oregon State*	W 3-2
4/6	@Oregon State*	W 8-4
4/9	@Arizona*	W 8-1
4/11	UCLA*	W 3-0
4/12	Washington*	W 7-2
4/13	Washington*	L 3-0
4/14	UNLV*	W 6-5
4/14	UNLV*	W 14-7
4/18	Arizona*	W 2-0
4/19	Arizona*	W 9-8
4/25	Oregon State*	W 4-1
4/26	Oregon*	W 6-1
4/27	Oregon*	W 9-0 (5)
5/2	@Washington*	W 3-0
5/3	@UCLA*	L 5-0
5/4	@UCLA*	W 5-2
5/8	Stanford*	L 2-1 (10)
5/9	California*	W 4-2
5/10	California*	W 5-2
5/16	Stony Brook\$	W 2-0
5/17	Hawai'i\$	W 10-0 (6)
5/18	Hawai'i\$	W 8-0 (5)
5/23	Northwestern%	W 3-1
5/24	Northwestern%	W 9-0 (6)
5/29	Alabama^	W 3-1
5/30	UCLA^	W 4-0
6/1	Alabama^	W 3-1
6/2	Texas A&M^	W 3-0
6/3	Texas A&M^	W 11-0

HISTORY

SEASON REVIEWS

2009 Season Record: 47-19

Pac-10 Conference: 10-11 (sixth)

Postseason Finish: WCWS (7-3, Fifth)

Head Coach: Clint Myers (4th Yr)

2/5	McNeese State	W 5-4 (8)
2/6	UCF	W 10-7
2/6	Portland State	W 8-0 (5)
2/7	Penn State	W 4-3
2/7	Cal State Bakersfield	W 7-1
2/8	UTEP	L 7-4
2/12	Chattanooga	W 8-0 (5)
2/13	Illinois State	W 3-0
3/13	Chattanooga	W 10-2
2/14	Iowa	W 5-2
2/14	Kent State	W 6-2
2/15	Idaho State	W 10-1 (5)
2/19	Florida!	L 8-2
2/20	Northwestern!	W 5-4
2/20	Oklahoma!	L 8-6
2/21	Texas!	W 12-4 (5)
2/22	UMass!	L 1-0
2/27	Utah State	W 9-0 (5)
2/27	South Alabama	W 20-5 (5)
2/28	Northern Colorado	W 11-2 (5)
2/28	New Mexico State	W 6-2
3/1	Southern Utah	W 5-0
3/6	South Dakota State	W 13-0 (5)
3/7	South Dakota State	W 14-2 (5)
3/8	South Dakota State	W 9-1
3/12	New Mexico@	W 6-3
3/13	DePaul@	W 4-0
3/13	Nebraska@	W 11-6
3/14	Michigan@	L 7-3
3/15	Notre Dame@	W 3-0
3/20	Long Beach State	W 11-7
3/21	Long Beach State	W 5-3
3/21	Long Beach State	W 10-6
3/27	Oregon*	W 8-0 (6)
3/28	Oregon State*	W 11-3 (5)
3/29	Oregon State*	W 8-0 (6)
4/3	@UCLA*	W 5-0
4/4	@Washington*	L 11-3 (5)
4/5	@Washington*	L 3-2
4/7	UNLV	W 20-10 (6)
4/7	UNLV	W 15-2 (5)
4/10	@Arizona*	L 10-8
4/17	@California*	W 6-4
4/18	Stanford*	L 7-6 (8)
4/19	Stanford*	W 10-1 (5)
4/24	Washington*	W 9-3
4/25	UCLA*	L 9-1 (5)
4/26	UCLA*	L 1-40
4/29	Arizona*	L 3-2
4/29	Arizona*	L 10-6
5/1	@Stanford*	L 4-0
5/2	@California*	L 4-2
5/3	@California*	W 7-3
5/7	@Oregon State*	L 5-4
5/8	@Oregon*	W 5-1
5/9	@Oregon*	W 5-1
5/15	San Diego State\$	W 5-0
5/16	LSU\$	L 10-2 (5)
5/16	Cal State-Fullerton\$	W 7-0
5/17	LSU\$	W 6-4
5/17	LSU\$	W 5-0
5/22	North Dakota State%	W 11-0 (5)
5/23	North Dakota State%	W 11-0 (5)
5/28	Missouri^	W 7-3
5/29	Washington^	L 1-0 (8)
5/30	Alabama^	L 6-2

! Palm Springs Classic

@ Judi Garman Classic

*Pac-10 game

\$NCAA Regionals

2010 Season Record: 44-17

Pac-10 Conference: 10-11 (fourth)

Postseason Finish: NCAA Super Regional

(3-2)

Head Coach: Clint Myers (5th Yr)

2/11	Mississippi	W 13-0
2/11	Kentucky	L 5-2
2/12	Portland State	W 14-0 (5)
2/12	Auburn	W 14-2 (5)
2/13	Texas A&M	W 10-4
2/14	Southern Utah	W 3-0
2/19	Rutgers	W 19-0 (5)
2/19	Illinois State	L 10-9 (9)
2/20	Texas State	W 6-3
2/20	Iowa	W 7-4
2/21	Rutgers	W 14-0 (5)
2/26	USF	W 8-7
3/4	UC Santa Barbara	W 10-2 (5)
3/5	Idaho State	W 8-4
3/5	Northern Iowa	W 10-0 (5)
3/6	Samford	W 6-1
3/6	UC Santa Barbara	W 8-0 (5)
3/9	Creighton	W 5-0
3/9	St. John's	W 11-3 (6)
3/10	St. John's	W 16-0 (5)
3/10	Creighton	W 11-8
3/12	BYU	W 9-1 (5)
3/12	Pacific	W 4-0
3/13	BYU	W 11-6
3/13	Nebraska	W 1-0
3/14	Nebraska	W 7-1
3/18	Texas!	L 1-0
3/18	Oklahoma!	L 5-4
3/19	DePaul!	W 8-2
3/20	UNLV!	W 10-0 (5)
3/21	Purdue!	W 6-4
3/26	Cal Poly-SLO	W 5-3
3/27	Cal Poly-SLO	W 5-1
3/27	Cal Poly-SLO	W 3-2
3/28	Cal Poly-SLO	W 13-5 (5)
4/1	Arizona*	L 12-6
4/2	Arizona*	W 11-1 (5)
4/3	Arizona*	L 14-2 (5)
4/9	@UCLA*	W 8-5
4/10	@UCLA*	W 4-2
4/11	@UCLA*	W 2-1
4/16	California*	L 3-1
4/17	California*	L 8-0 (6)
4/18	California*	L 11-3
4/23	Oregon*	W 10-3
4/24	Oregon*	L 7-4
4/25	Oregon*	W 3-0
4/30	@Stanford*	W 3-0
5/1	@Stanford*	L 8-0 (5)
5/2	@Stanford*	W 3-2
5/7	@Oregon State*	W 4-3
5/8	@Oregon State*	L 2-1
5/9	@Oregon State*	L 4-3 (10)
5/13	Washington*	W 6-5
5/14	Washington*	L 5-4
5/15	Washington*	L 9-0 (5)
5/21	Boston University\$	W 6-1
5/22	Long Island Brooklyn\$	W 3-2
5/23	Long Island Brooklyn\$	W 9-1 (5)
5/29	Florida%	L 8-0 (5)
5/30	Florida%	L 5-2

*Pac-10 game

! Judi Garman Classic

\$NCAA Regionals

%NCAA Super Regionals

2011 Season Record: 60-6

Pac-10 Conference: 17-4 (first)

Postseason Finish: NATIONAL CHAMPIONS

(10-0)

Head Coach: Clint Myers (6th Yr)

2/10	Western Michigan	W 17-0 (5)
2/11	Cal Poly-SLO	W 6-5
2/11	Oklahoma State	W 1-0
2/12	Oklahoma	W 4-3
2/12	Utah	L 3-1 (8)
2/13	San Jose State	W 13-4 (6)
2/18	Seattle	W 10-0 (5)
2/18	Illinois State	W 13-4 (6)
2/20	Idaho State	W 16-1 (5)
2/20	Seattle	W 13-2 (5)
2/25	Michigan State	W 6-2
2/26	Michigan State	W 10-2 (5)
2/26	Michigan State	W 5-2
3/4	East Carolina	W 11-0 (5)
3/4	Northern Iowa	W 6-1
3/5	Northern Colorado	W 9-0 (5)
3/5	New Mexico State	W 17-0 (5)
3/6	Creighton	W 11-1 (5)
3/8	Creighton	W 10-0 (5)
3/9	Florida Gulf Coast	W 7-0
3/10	Campbell	W 13-4 (5)
3/10	Florida Gulf Coast	W 11-1 (5)
3/11	Howard	W 13-1 (5)
3/12	Weber State	W 12-0
3/12	Virginia Tech	W 10-3
3/15	Western Illinois	W 10-0 (5)
3/15	Western Illinois	W 12-4 (5)
3/17	Penn State!	W 5-1
3/17	Michigan!	L 1-0
3/18	Pacific!	W 4-3
3/18	Louisiana!	W 10-4
3/19	Boise State!	W 9-3
3/25	UC Santa Barbara	W 8-0 (5)
3/26	UC Santa Barbara	W 11-3 (5)
3/27	UC Santa Barbara	W 9-1 (5)
4/1	@California*	W 3-1
4/2	@California*	W 7-2
4/3	@California*	L 3-2
4/8	@Oregon*	W 2-0
4/9	@Oregon*	W 10-5
4/10	@Oregon*	L 2-1
4/15	UCLA*	L 4-1
4/16	UCLA*	W 2-0
4/17	UCLA*	W 5-0
4/21	@Arizona*	W 4-0
4/22	@Arizona*	W 13-10
4/23	@Arizona*	W 8-3
4/29	Oregon State*	W 1-0
4/30	Oregon State*	W 3-0
5/1	Oregon State*	W 7-1
5/6	@Washington*	W 6-4
5/7	@Washington*	W 2-0
5/8	@Washington*	W 6-2
5/12	Stanford	W 3-1
5/13	Stanford	L 6-1
5/14	Stanford	W 4-1
5/20	North Dakota State\$	W 10-0 (5)
5/21	Long Beach State\$	W 8-0 (5)
5/22	San Diego State\$	W 6-1
5/26	Texas A&M%	W 3-2
5/27	Texas A&M%	W 4-2
6/2	Oklahoma^	W 3-2
6/3	Florida^	W 6-5
6/5	Baylor^	W 4-0
6/6	Florida^	W 14-4
6/7	Florida^	W 7-2

*Pac-10 game

! Judi Garman Classic

2012 Season Record: 53-11

Pac-12 Conference: 18-4 (second)

Postseason Finish: WCWS (7-4, 4th)

Head Coach: Clint Myers (7th Yr)

2/9	Western Michigan	W 10-0 (6)
2/9	San Jose State	W 4-0
2/10	McNeese State	L 3-1
2/10	Northwestern	W 10-5
2/11	Texas State	W 9-0 (5)
2/11	Tennessee	L 3-0
2/12	Cal Poly-SLO	W 8-0 (5)
2/17	Central Michigan	W 7-0
2/17	Iowa	W 5-2
2/18	Minnesota	W 12-0 (6)
2/18	Iowa State	W 9-0 (5)
2/19	Illinois State	W 14-3 (5)
2/24	Central Connecticut	W 8-0 (5)
2/25	Central Connecticut	W 10-0 (5)
2/25	Central Connecticut	W 11-1 (5)
2/26	Central Connecticut	W 14-2 (5)
3/1	Wichita State	W 11-0 (5)
3/2	North Dakota State	W 10-2 (5)
3/2	Boise State	W 4-0
3/3	Wichita State	W 9-0 (5)
3/3	Howard	W 15-3 (6)
3/4	Creighton	W 3-1 (8)
3/6	Creighton	W 12-3 (6)
3/9	Valparaiso	W 6-2
3/9	East Carolina	W 9-1 (6)
3/10	Pacific	W 7-4
3/11	New Mexico State!	W 13-5 (6)
3/15	BYU!	W 3-0
3/15	#10 Louisiana!	L 9-2
3/16	Fresno State!	W 4-0
3/16	#19 Michigan!	W 1-0
3/23	#14 Arizona*	W 4-2 (8)
3/24	#14 Arizona*	W 9-6
3/25	#14 Arizona*	W 7-6
3/31	@#17 Oregon*	L 3-0
3/31	@#17 Oregon*	W 7-4
4/5	#12 UCLA*	W 9-1 (6)
4/6	#12 UCLA*	W 9-1 (5)
4/7	#12 UCLA*	W 4-2
4/10	@#25 Oregon State!	L 4-2 (9)
4/10	@#25 Oregon State!	W 3-2
4/20	#16 Stanford*	W 11-9
4/21	#16 Stanford*	W 5-0
4/22	#16 Stanford*	W 7-1
4/27	@#11 Washington*	W 18-1
4/28	@#11 Washington*	W 6-3
4/29	@#11 Washington*	W 5-4
5/4	Utah*	W 13-1 (5)
5/5	Utah*	W 6-4
5/6	Utah*	W 13-5 (6)
5/10	@#1 California*	L 4-2
5/11	@#1 California*	L 5-0
5/12	@#1 California*	W 5-0
5/18	Long Island Brooklyn\$	W 9-0
5/19	#25 Syracuse\$	W 3-1
5/20	#25 Syracuse\$	L 0-1
5/20	#25 Syracuse\$	W 4-0
5/24	#7 Louisiana%	L 6-0
5/25	#7 Louisiana%	W 9-2
5/25	#7 Louisiana%	W 8-0 (6)
5/31	#12 Oregon^	W 3-1
6/1	#2 Alabama^	L 2-1
6/2	LSU^	W 6-0
6/3	#4 Oklahoma^	L 5-3

*Pac-12 game

! Judi Garman Classic

\$NCAA Regionals

%NCAA Super Regionals

^Women's College World Series

SEASON REVIEWS

2013 Season Record: 50-12

Pac-12 Conference: 16-8 (tied second)

Postseason Finish: WCWS (5-2, 7th)

Head Coach: Clint Myers (8th Yr)

Best Start in program history, 21-0

2/7	New Mexico	W 3-0
2/8	Cal State-Northridge	W 6-1
2/8	Indiana	W 8-0 (5)
2/9	Kentucky	W 8-1
2/9	Western Michigan	W 7-0
2/10	Bradley	W 3-0
2/10	Boise State	W 10-0 (6)
2/15	Northern Iowa	W 5-3
2/15	Michigan State	W 9-2
2/16	Illinois-Chicago	W 15-0 (5)
2/16	Illinois State	W 7-1
2/17	Minnesota	W 8-0 (5)
2/22	Portland State	W 6-5 (12)
2/23	Portland State	W 19-2 (5)
2/23	Portland State	W 9-0 (5)
2/24	Portland State	W 4-3
2/28	North Dakota	W 15-7 (5)
3/1	Binghamton	W 9-1 (5)
3/1	North Dakota	W 8-0 (5)
3/2	East Carolina	W 13-0 (5)
3/2	North Carolina	W 7-4 (5)
3/3	No. 22 Baylor	L 6-2
3/9	Pittsburgh	W 10-0 (5)
3/9	Pittsburgh	W 8-2
3/10	UC Davis	W 12-3 (5)
3/10	New Mexico State	W 6-0
3/14	@ Cal State Fullerton	W 9-0
3/14	#9 Texas	W 3-0
3/15	#15 Michigan	L 5-4
3/15	Virginia Tech	W 11-0
3/16	Pacific	W 5-4 (8)
3/22	@#12 UCLA*	L 3-2
3/23	@#12 UCLA*	W 10-3
3/24	@#12 UCLA*	W 5-4
3/28	#23 Oregon State*	W 5-4
3/29	#23 Oregon State*	W 5-1
3/30	#23 Oregon State*	W 11-0 (5)
4/6	@#14 Stanford*	W 12-6
4/6	@#14 Stanford*	W 11-2 (6)
4/7	@#14 Stanford*	L 4-3
4/12	Washington*	L 3-1
4/13	Washington*	W 7-1
4/14	Washington*	W 2-1
4/19	@Utah*	L 5-4 (8)
4/21	@Utah*	L 6-5
4/21	@Utah*	W 6-4
4/26	#10 California*	W 10-2 (5)
4/27	#10 California*	W 11-0 (5)
4/28	#10 California*	W 5-3
5/3	@Arizona*	L 10-9
5/4	@Arizona*	L 6-4
5/5	@Arizona*	W 7-6
5/9	#3 Oregon*	W 3-2
5/10	#3 Oregon*	W 5-3
5/11	#3 Oregon*	L 4-2
5/17	SJSU\$	W 5-2
5/18	Georgia\$	W 2-0
5/19	Georgia\$	W 2-0
5/25	#19 Kentucky%	W 5-4
5/26	#19 Kentucky%	W 5-2
5/30	Texas^	L 6-3
6/1	Michigan^	L

2-0

*Pac-12 game

\$NCAA Regionals

%NCAA Super Regionals

^Women's College World Series

2014 Season Record: 46-12-1

Pac-12 Conference: 11-3

Postseason Finish: NCAA Regionals

Head Coach: Craig Nicholson (1st Yr)

2/6	Creighton	W 3-0
2/6	New Mexico	W 9-0 (5)
2/7	North Carolina State	W 9-1 (6)
2/8	Penn State	W 9-1
2/9	Fresno	W 7-0
2/9	UC Riverside	W 11-1 (5)
2/13	Tennessee State	W 10-3
2/14	Oklahoma	W 7-0
2/14	SIUE	W 5-2
2/15	Illinois State	W 4-2
2/15	San Jose State	W 7-4
2/20	Drake	W 8-0 (5)
2/21	Seton Hall	W 12-1 (5)
2/22	Boston College	W 3-0
2/22	Idaho State	W 11-1 (5)
2/23	Drake	W 9-1 (6)
2/23	Idaho State	W 13-4 (5)
2/27	Detroit	W 6-4
2/27	South Carolina	L 3-2
2/28	FIU	W 8-0 (5)
3/2	Minnesota	L 3-2
3/2	Ball State	L 3-0
3/3	Detroit	W 16-2 (5)
3/4	Longwood	W 1-0
3/6	Michigan	W 2-0
3/7	Texas	W 8-3
3/7	#21 Nebraska	W 1-0 (8)
3/8	San Jose State	W 10-1 (5)
3/8	Wisconsin	W 9-4 (5)
3/14	@Oregon State*	L 3-2
3/15	@Oregon State*	W 11-0 (5)
3/16	@Oregon State*	L 3-1
3/22	Stanford*	W 16-15 (9)
3/23	Stanford*	W 9-0 (5)
3/24	Stanford*	W 7-5
3/28	#14 Arizona*	W 2-1
3/29	#14 Arizona*	W 4-1
3/30	#14 Arizona*	L 6-5 (10)
4/4	@California*	W 7-2
4/5	@California*	W 10-2 (6)
4/6	@California*	W 10-0 (5)
4/10	Utah*	W 5-1
4/11	Utah*	W 4-3
4/12	Utah*	W 7-4
4/18	@#15 Washington*	W 3-1
4/18	@#15 Washington*	L 3-2 (10)
4/25	Southern Mississippi	W 8-0 (5)
4/26	Southern Mississippi	W 6-0
4/27	Southern Mississippi	W 5-0
5/2	@#3 Oregon	W 4-2
5/3	@#3 Oregon	L 12-2 (6)
5/4	@#3 Oregon	T 2-2 (6)
5/8	#5 UCLA	W 2-0
5/9	#5 UCLA	L 9-5 (9)
5/10	#5 UCLA	L 9-2
5/16	Dartmouth\$	W 8-0 (5)
5/17	#11 Michigan\$	W 4-1
5/18	#11 Michigan\$	L 4-3
5/18	#11 Michigan\$	L

5-4

*Pac-12 game

\$NCAA Regionals

%NCAA Super Regionals

^Women's College World Series

2015 Season Record: 35-22

Pac-12 Conference:

Postseason Finish: NCAA Regionals

Head Coach: Craig Nicholson (2nd Yr)

2/5	Creighton	W 7-4
2/5	Western Michigan	W 6-0
2/6	San Diego	L 5-3
2/6	Ole Miss	W 6-3
2/7	Indiana	W 10-2 (6)
2/8	Texas	L 9-4
2/8	Cal State Northridge	L 8-6 (8)
2/13	North Texas	W 10-2 (5)
2/13	Illinois State	W 9-4
2/14	Boston	W 9-4
2/14	Oklahoma	L 5-1
2/15	Oklahoma	W 8-4
2/20	Boise State	W 4-3
2/20	Colorado State	W 6-1
2/21	Minnesota	L 4-1
2/21	Indiana State	W 14-0 (5)
2/22	New Mexico State	W 11-7
2/27	Michigan	L 7-5
2/27	Binghamton	W 1-0 (8)
2/28	Binghamton	W 22-5 (5)
3/1	Michigan	L 6-2
3/5	Michigan	W 2-0 (8)
3/5	Cal St. Fullerton	W 10-3
3/6	Baylor	W 8-2
3/7	San Jose State	W 6-4
3/7	Auburn	L 7-4
3/13	@ #27 Washington*	L 8-7 (15)
3/14	@ #27 Washington*	W 9-7
3/20	#20 California*	W 8-7
3/21	#20 California*	L 6-5
3/22	#20 California*	W 11-6
3/27	@#16 Arizona*	W 8-5
3/28	@#16 Arizona*	W 9-4
3/29	@#16 Arizona*	L 11-1 (5)
4/6	@New Mexico State	L 6-4
4/6	@New Mexico State	W 12-1
4/7	@UTEP	W 12-1
4/7	@UTEP	W 13-11
4/10	@#4 Oregon*	L 7-0
4/11	@#4 Oregon*	L 12-3 (5)
4/12	@#4 Oregon*	L 4-3
4/17	Oregon State*	L 7-6
4/18	Oregon State*	W 9-5
4/19	Oregon State*	W 4-3
4/24	#26 Utah*	W 6-4
4/25	#26 Utah*	L 8-1
4/26	#26 Utah*	L 4-0
5/1	@Stanford*	W 20-0 (5)
5/2	@Stanford*	W 16-6 (5)
5/3	@Stanford*	L 4-2
5/7	#8 UCLA*	W 8-7
5/8	#8 UCLA*	L 11-5
5/9	#8 UCLA*	W 11-10
5/15	Nebraska\$	W 5-2
5/16	#5 LSU\$	W 1-0
5/17	#5 LSU\$	L 5-0
5/17	#5 LSU\$	L 4-3

2016 Season Record: 32-26

Pac-12 Conference:

Postseason Finish: NCAA Regionals

Head Coach: Wagner/Olivarez (1st Yr)

2/11	Utah State	W 11-1 (5)
2/11	San Jose State	W 8-0 (5)
2/12	No. 8 Tennessee	W 5-4 (8)
2/13	ECU	W 9-1 (5)
2/14	Portland State	W 7-1
2/14	San Diego	W 9-1 (5)
2/15	No. 18 Kentucky	L 3-5
2/19	Michigan State	W 5-2
2/19	Memphis	W 11-3 (5)
2/20	Illinois State	W 6-0
2/20	Northern Iowa	W 3-1
2/21	Montana	W 9-2
2/26	No. 21 Minn.	L 1-10
2/26	Houston	W 6-5
2/27	St. Francis	W 12-9
2/27	Mount Saint Mary's	W 17-0 (5)
2/28	St. Francis	W 11-3 (5)
3/3	vs. Long Beach St.	L 8-10
3/3	at Cal St. Fullerton	L 2-3 (8)
3/4	vs. Wisconsin	W 4-1
3/5	vs No. 18 Missouri	L 0-8
3/6	vs. Northwestern	W 2-1
3/6	vs. No. 24 Baylor	W 2-0
3/11	No. 23 Nebraska	W 6-0
3/11	Georgetown	W 13-0 (5)
3/12	Georgetown	W 8-3
3/13	No. 9 JMU	L 1-2 (8)
3/13	Ohio State	L 5-11
3/18	No. 18 Arizona	L 0-2
3/18	No. 18 Arizona	L 4-5
3/20	No. 18 Arizona	W 3-2
3/24	Texas Tech	W 3-1
3/25	Texas Tech	W 4-3
3/26	Texas Tech	W 7-3
4/1	at California	W 7-4 (9)
4/2	at California	L 6-7
4/3	at California	W 9-1 (6)
4/8	No. 12 Washington	L 2-7
4/9	No. 12 Washington	L 1-6
4/10	No. 12 Washington	L 9-12
4/16	at Utah	L 2-10 (6)
4/17	at Utah	L 1-3
4/18	at Utah	L 5-6
4/22	No. 5 Oregon	L 4-10
4/23	No. 5 Oregon	L 4-5
4/24	No. 5 Oregon	L 4-7 (8)
4/29	at No. 13 UCLA	L 6-8
4/30	at No. 13 UCLA	L 5-6
5/1	at No. 13 UCLA	L 4-9
5/6	Stanford	W 9-1 (5)
5/7	Stanford	W 6-5
5/8	Stanford	W 10-4
5/12	at Oregon State	L 0-1
5/13	at Oregon State	L 3-4
5/20	vs. McNeese State	L 2-5
5/21	vs. LIU Brooklyn	W 1-0
5/21	vs McNeese	W 3-2 (14)
5/22	vs. No. 10 LSU	L 0-2

HISTORY

SEASON REVIEWS

2017 Season Record: 31-22

Pac-12 Conference:

Postseason Finish: NCAA Regionals

Head Coach: Ford (1st Yr)

2/9	vs. UTEP	W, 8-0
2/9	vs. Virginia	W, 4-1
2/10	vs. Purdue	W, 3-0
2/10	vs. San Diego	W, 6-3
2/11	vs. Indiana	W, 4-2
2/11	vs. UT Arlington	W, 8-0
2/12	UC Riverside	W, 4-1
2/17	Wichita State	W, 4-2
2/17	Illinois State	W, 7-1
2/20	vs. Boston College	L, 3-2
2/24	vs. Texas A&M	L, 2-1
2/24	Notre Dame	W, 3-1
2/25	Texas	W, 9-6
2/26	UC Santa Barbara	W, 8-0
2/26	Michigan	L, 3-0
3/3	Michigan	L, 2-0
3/3	Cal State Fullerton	W, 10-1
3/4	Baylor	L, 2-4
3/5	South Carolina	W, 4-3
3/5	Iowa	W, 5-4
3/8	Maine	W, 9-0
3/10	Nebraska	W, 12-1
3/11	Nebraska	W, 10-1
3/12	Nebraska	W, 6-0
3/17	at Washington	L, 6-4
3/18	at Washington	L, 4-0
3/19	at Washington	L, 1-0
3/22	New Mexico State	W, 5-3
3/22	New Mexico State	W, 7-2
3/25	Oregon State	W, 8-0
3/26	Oregon State	W, 11-0
3/27	Oregon State	L, 4-5
3/31	at Oregon	L, 4-0
4/1	Oregon	L, 8-4
4/2	Oregon	L, 1-0
4/13	at Stanford	W, 10-0
4/14	at Stanford	W, 9-1
4/15	at Stanford	W, 7-4
4/21	Utah	W, 9-8
4/22	Utah	L, 7-6
4/23	Utah	L, 2-1
4/28	at Arizona	L, 4-3
4/29	at Arizona	W, 5-2
4/30	at Arizona	L, 8-0
5/5	California	W, 9-7
5/6	California	W, 10-0
5/7	California	L, 3-0
5/11	UCLA	L, 3-4
5/12	UCLA	L, 3-13
5/13	UCLA	L, 3-12
5/19	vs. North Carolina	W, 9-3
5/20	vs. Ole Miss	L, 2-0
5/20	vs. North Carolina	L, 3-2

2018 Season Record: 48-13

Pac-12 Conference: 16-8

Postseason Finish: WCWS

Head Coach: Ford (2nd Yr)

2/8	Tennessee	L, 7-4
2/9	vs. Purdue	W, 9-1
2/9	Nebraska	W, 6-4
2/10	Notre Dame	W, 9-1
2/11	Indiana	W, 2-1
2/12	Saint Mary's	W, 8-4
2/16	North Dakota	W, 8-0
2/17	Illinois State	W, 9-1
2/17	Texas State	W, 4-3
2/18	San Diego	W, 7-0
2/22	vs. Mississippi State	W, 3-1
2/22	vs. Oklahoma	L, 7-2
2/23	vs. LIU Brooklyn	W, 9-5
2/24	vs. Liberty	W, 6-0
2/25	vs. Cal State Fullerton	W, 7-3
3/2	Coastal Carolina	W, 4-2
3/3	Coastal Carolina	W, 8-0
3/3	New Mexico State	W, 3-0
3/6	South Dakota	W, 8-0
3/7	Georgetown	W, 13-0
3/9	Minnesota	W, 6-0
3/11	Minnesota	W, 9-1
3/11	Minnesota	W, 4-0
3/14	Iowa	L, 3-1
3/14	Iowa	W, 9-0
3/17	Washington	W, 2-0
3/18	Washington	L, 6-0
3/19	Washington	W, 2-0
3/23	at California	W, 4-2
3/24	at California	W, 3-1
3/25	at California	W, 4-0
3/30	North Dakota State	W, 10-2
3/30	BYU	W, 7-0
3/31	North Dakota State	W, 9-1
3/31	BYU	W, 10-3
4/6	at Oregon State	W, 10-1
4/7	at Oregon State	L, 4-2
4/8	at Oregon State	W, 2-1
4/13	Oregon	L, 5-0
4/14	Oregon	L, 9-1
4/15	Oregon	W, 4-0
4/20	Arizona	W, 2-1
4/21	Arizona	L, 4-1
4/22	Arizona	L, 4-2
4/27	at Utah	W, 12-0
4/28	at Utah	W, 7-2
4/29	at Utah	W, 4-3
5/1	at New Mexico State	W, 5-1
5/4	Stanford	W, 4-3
5/5	Stanford	W, 8-0
5/6	Stanford	W, 2-3
5/10	at UCLA	W, 3-0
5/11	at UCLA	L, 5-1
5/12	at UCLA	L, 2-1
5/18	New Mexico St.	W, 2-0
5/19	Ole Miss	W, 7-1
5/20	Ole Miss	W, 9-0
5/25	South Carolina	W, 5-2
5/26	South Carolina	W, 5-2
5/31	Oregon	L, 11-6
6/2	Oklahoma	L, 2-0

2019 Season Record: 35-20

Pac-12 Conference: 13-11

Postseason Finish: NCAA Regionals

Head Coach: Ford (3rd Yr)

2/8	Western Michigan	W, 8-4
2/8	Missouri	L, 0-8
2/9	Kansas	W, 14-6
2/9	Weber State	W, 21-1
2/10	CSUN	W, 8-2
2/14	Illinois State	W, 9-6
2/15	Florida	L, 2-7
2/16	Central Michigan	W, 8-2
2/17	Utah State	W, 10-2
2/17	San Diego	W, 12-3
2/21	Oklahoma State	L, 0-2
2/21	vs. Texas Tech	L, 0-8
2/22	vs. Nebraska	W, 6-5
2/22	vs. Texas A&M	W, 5-4
2/23	vs. Bethune-Cookman	W, 4-1
2/24	vs. Cal Poly	W, 11-1
3/1	Princeton	W, 20-5
3/1	Texas	L, 4-11
3/2	Wisconsin	L, 1-5
3/2	Princeton	W, 14-5
3/3	Texas	W, 9-6
3/7	James Madison	W, 6-4
3/7	Michigan	L, 6-7
3/8	New Mexico State	W, 17-1
3/9	Lehigh	W, 4-1
3/10	South Dakota	W, 12-0
3/12	Lehigh	W, 14-0
3/15	Oregon State	L, 1-5
3/16	Oregon State	W, 18-2
3/17	Oregon State	W, 12-4
3/22	Utah	W, 13-0
3/23	Utah	W, 14-4
3/24	Utah	W, 18-17
3/29	at Arizona	L, 0-8
3/30	at Arizona	L, 0-2
3/31	at Arizona	L, 0-2
4/5	UCLA	L, 0-10
4/6	UCLA	L, 0-9
4/7	UCLA	L, 5-16
4/12	at Washington	L, 4-8
4/13	at Washington	L, 2-9
4/14	at Washington	L, 0-6
4/26	at Stanford	W, 10-4
4/27	at Stanford	W, 7-4
4/28	at Stanford	W, 10-5
5/3	California	W, 7-2
5/4	California	L, 3-8
5/5	California	W, 10-6
5/9	at Oregon	W, 4-0
5/10	at Oregon	W, 10-1
5/11	at Oregon	W, 12-4
5/17	vs. Lipscomb	W, 4-3
5/18	at Alabama	L, 4-7
5/18	vs. Lipscomb	W, 10-1
5/19	at Alabama	L, 8-9

2020 Season Record: 22-7

Pac-12 Conference: N/A

Postseason Finish: N/A

Head Coach: Ford (4th Yr)

2/7	Portland St.	W, 10-0
2/7	Kansas	W, 8-5
2/8	Western Michigan	L, 7-9
2/8	Northwestern	W, 6-5
2/9	Seattle	W, 7-0
2/10	Tennessee	L, 5-8
2/14	Illinois State	W, 3-0
2/14	Kentucky	W, 3-2
2/15	Detroit Mercy	W, 15-1
2/15	Kentucky	W, 7-5
2/16	Boise State	W, 8-0
2/20	Auburn	W, 13-0
2/21	San Diego	W, 14-2
2/21	New Mexico	W, 15-0
2/22	Florida	L, 1-4
2/22	Notre Dame	L, 3-7
2/23	Cal State Fullerton	L, 3-4
2/28	Maryland	W, 8-0
2/28	Wisconsin	W, 3-1
2/29	Southern Utah	W, 12-0
2/29	Wisconsin	L, 1-10
3/1	Maryland	W, 16-2
3/5	Wright State	W, 12-0
3/6	New Mexico St.	L, 0-2
3/7	Nebraska	W, 7-3
3/7	Lehigh	W, 16-0
3/8	Lehigh	W, 9-0
3/8	Ohio State	W, 9-0
3/10	South Dakota	W, 5-0
3/13	at UCLA	canceled
3/13	at UCLA	canceled
3/15	at UCLA	canceled
3/20	vs. Arizona	canceled
3/21	vs. Arizona	canceled
3/22	vs. Arizona	canceled
3/27	at Utah	canceled
3/28	at Utah	canceled
3/29	at Utah	canceled
4/3	vs. Washington	canceled
4/4	vs. Washington	canceled
4/5	vs. Washington	canceled
4/9	vs. Oregon	canceled
4/10	vs. Oregon	canceled
4/11	vs. Oregon	canceled
4/14	at Grand Canyon	canceled
4/17	at Oregon St.	canceled
4/18	at Oregon St.	canceled
4/19	at Oregon St.	canceled
5/1	at California	canceled
5/2	at California	canceled
5/3	at California	canceled
5/7	vs. Stanford	canceled
5/8	vs. Stanford	canceled
5/9	vs. Stanford	canceled

Series Record: 100-109

		W 6-5
		W 3-1
		W 2-1
1981		
		W 4-0
		W 6-3
		W 2-1
		L 2-1
		W 11-10
1982		
		L 1-0
		W 3-0
		W 2-0
		W 3-0
		W 2-1
1983		
		L 2-1
		W 2-1
		W 5-0
		L 2-0
		L 3-0
		W 2-1
1984		
2/23	A	L 1-0
2/23	A	W 3-0
4/11	H	W 2-1
		L 1-0
1985		
2/21	H	W 3-0
2/21	H	W 6-5
3/16	N	W 3-2
4/4	A	L 1-0
4/4	A	L 4-0
1986		
3/23	N	W 6-2
4/2	A	W 9-4
4/23	H	W 4-1
4/23	H	W 6-2
1987		
2/21	A	W 10-3
3/21	N	W 4-1
5/6	H	W 2-0
5/6	H	W 7-6
5/15	H	W 5-3
5/15	H	W 5-0
1988		
2/25	N	L 3-1
3/15	A	L 5-1
3/15	A	L 6-1
4/19	H	L 1-0
4/19	H	L 11-1
1989		
3/18	N	L 1-0
3/29	H	W 1-0
3/29	H	L 3-0
4/19	A	W 6-3
4/19	A	L 4-0
5/19	H	L 3-2
5/19	H	L 4-0
1990		
3/3	N	L 7-1
3/28	H	W 5-3

<u>2001</u>		
4/13	A	L 3-0 (11)
4/14	A	L 4-3 (9)
4/25	H	L 5-0
<u>2002</u>		
3/16	N	W 3-0
3/29	H	L 2-0
3/30	H	L 10-1 (5)
4/30	A	L 5-3
5/24	N	L 1-0 (8)
<u>2003</u>		
4/18	A	L 8-0 (5)
4/19	A	L 2-1
4/23	H	L 4-2
<u>2004</u>		
4/9	H	L 6-0
4/10	H	L 8-0 (6)
4/28	A	L 3-1
<u>2005</u>		
4/6	H	L 1-0
4/22	A	L 3-1
4/23	A	L 10-3
<u>2006</u>		
4/14	H	W 4-2 (10)
4/15	H	L 3-0
5/3	A	L 10-0 (6)
<u>2007</u>		
4/6	A	L 1-0
4/7	A	L 1-0
4/18	H	W 6-3
<u>2008</u>		
4/9	A	W 8-1
4/28	H	W 2-0
4/19	H	W 9-8
<u>2009</u>		
4/10	A	L 10-8
4/29	H	L 3-2
4/29	H	L 10-6
<u>2010</u>		
4/1	H	L 12-6
4/2	H	W 11-1 (5)
4/3	H	L 14-2 (5)
<u>2011</u>		
4/21	A	W 4-0
4/22	A	W 13-10
4/23	A	W 8-3
<u>2012</u>		
3/23	H	W 4-2 (8)
3/24	H	W 9-6
3/25	H	W 7-6
<u>2013</u>		
5/3	A	L 10-9
5/4	A	L 6-4
5/5	A	W 7-6
<u>2014</u>		
5/3	H	W 2-1
5/4	H	W 4-1
5/5	H	L 6-5 (10)

<u>2015</u>		
3/27	A	W 8-5
3/28	A	W 9-4
3/29	A	L 11-1(5)
<u>2016</u>		
3/18	H	L 0-2
3/18	H	L 4-5
3/20	H	W 3-2
<u>2017</u>		
4/28	A	L 3-4
4/29	A	W 5-2
4/30	A	L 0-8
<u>2018</u>		
4/20	H	W 2-1
4/21	H	L 1-4
4/22	H	L 2-4 (8)
<u>2019</u>		
3/29	A	L 0-8
3/30	A	L 0-8
3/31	A	L 0-10

SERIES CHRONOLOGY

CALIFORNIA

Series Record: 62-69

1981

	L 1-0
	L 2-0
	L 2-1
	L 6-0

1982

	W 2-0
	L 1-0
	W 3-1 (8)
	W 2-1

1984

	W 2-0
--	-------

1986

	L 8-0
	W 3-0
	L 1-0

1987

	L 3-0
	L 2-1

1988

	L 1-0
	W 4-3
	L 5-1
	W 2-1
	W 5-2

1989

	L 1-0
	L 1-0
	L 2-1
	W 1-0

1990

	L 4-0
	L 1-0
	L 1-0
	W 3-2
	L 2-1
	W 1-0

1991

	L 6-1
	W 1-0
	W 3-0
	L 2-0
	W 2-1

1992

	L 4-0
	W 2-1 (10)

1993

3/5	N	L 4-0
3/13	A	L 3-0

3/13	A	L 6-0
4/17	H	W 1-0 (14)
4/17	H	W 8-0

1994

3/12	H	L 10-4
3/12	H	L 6-0
3/17	N	W 1-0 (8)
4/30	A	L 7-0
4/30	A	L 4-0

1995

4/9	A	L 6-3
4/9	A	L 5-4
4/14	H	L 5-2
4/14	H	L 4-2 (11)

1996

4/5	H	L 3-2
4/5	H	W 3-1
4/28	A	W 2-1 (10)
4/28	A	L 3-2 (9)

1997

3/1	A	L 5-3
3/1	A	W 7-3
3/9	H	L 8-1
3/9	H	W 4-0

1998

3/14	N	L 2-0
4/19	A	L 5-2
4/19	A	L 4-3 (10)
5/2	H	W 2-0
5/2	H	W 4-2

1999

4/17	H	L 7-6
4/17	H	W 1-0
5/2	A	L 5-3
5/2	A	W 4-0
5/29	N	L 2-0

2000

4/8	H	W 1-0
4/9	H	L 4-0
5/12	A	L 1-0

2001

3/10	N	L 2-0
4/20	H	L 4-2 (8)
5/5	A	W 3-2 (9)
5/6	A	W 5-1

2002

4/19	A	L 3-2
5/4	H	W 8-4
5/5	H	W 2-1
5/26	N	L 3-0

2003

3/8	N	L 6-1
-----	---	-------

4/11	H	W 1-0
5/3	A	L 10-1 (5)
5/4	A	W 1-0 (9)

2004

4/16	A	L 1-0
5/1	H	L 6-0
5/2	H	L 13-0 (5)

2005

3/13	N	W 1-0
4/1	H	L 4-2
5/13	A	L 9-1 (6)
5/14	A	W 2-1

2006

4/21	A	W 2-0
5/6	H	L 4-1
5/7	H	L 3-0

2007

4/13	H	W 8-0 (5)
4/28	A	L 1-0
4/29	A	L 2-1

2008

3/28	A	W 4-2
5/9	H	W 4-2
5/10	H	W 5-2

2009

4/17	H	W 6-4
5/2	A	L 4-2
5/3	A	W 7-3

2010

4/16	H	L 3-1
4/17	H	L 8-0 (6)
4/18	H	L 11-3

2011

4/1	A	W 3-1
4/2	A	W 7-2
4/3	A	L 3-2

2012

5/10	A	L 4-2
5/11	A	L 5-0
5/12	A	W 5-0

2013

4/26	H	W 10-2 (5)
4/27	H	W 11-0 (5)
4/28	H	W 5-3

2014

4/4	A	W 7-2
4/5	A	W 10-2 (6)
4/6	A	W 10-0 (5)

2015

3/20	H	W 8-7
3/21	H	L 6-5
3/22	H	W 11-6

2016

4/1	A	W 7-4 (9)
4/2	A	L 6-7
4/3	A	W 9-1 (6)

2017

5/5	H	W 9-7
5/6	H	W 10-0 (5)
5/7	H	L 0-3

2018

3/23	A	W 4-2 (10)
3/24	A	W 3-1 (10)
3/25	A	W, 4-0

2019

5/3	H	W 7-2
5/4	H	L 3-8
5/5	H	W 10-6

OREGON

Series Record: 60-49-1

1987

3/23	H	W 9-1
3/23	H	W 2-0

1988

3/5	A	W 6-0
3/12	A	W 2-1
3/12	A	L 2-0
4/18	H	L 1-0
4/18	H	W 2-1

1989

2/13	H	L 3-0
2/13	H	L 2-1
4/29	A	L 1-0
4/29	A	L 2-1

1990

2/12	H	W 2-0
2/12	H	L 3-0
4/30	A	L 2-1
4/30	A	W 1-0

1991

2/14	H	W 6-2
4/14	A	W 6-5
4/14	A	W 4-1
4/26	H	W 10-3
4/26	H	W 10-0

1992

4/11	H	W 9-8
4/11	H	W 2-1
4/26	A	L 1-0
4/26	A	W 3-1

1993

4/30	H	W 3-0
4/30	H	L 5-2

1994

4/23	A	W 8-3
4/23	A	L 5-2
5/6	H	W 3-1
5/6	H	L 5-4

1995

3/19	H	W 3-0
3/19	H	W 5-4 (10)
4/1	A	W 4-2
4/1	A	L 9-2

1996

4/14	A	L 2-0
4/14	A	L 9-3
5/5	H	W 5-1
5/5	H	W 5-4

1997

4/13	A	W 8-6
4/13	A	L 5-3
5/3	H	L 8-2
5/3	H	W 8-7 (8)

1998

3/29	A	L 13-2 (5)
3/29	A	W 5-3
4/25	H	L 5-2
4/25	H	L 9-1 (5)

1999

3/27	H	L 8-1
3/27	H	L 7-2
4/25	A	W 9-1
4/25	A	L 9-6

2000

4/1	H	L 10-0
4/2	H	W 7-3
4/28	A	L 1-0

2001

4/1	A	L 4-0
4/1	A	W 10-1 (6)
4/27	H	W 6-0

2002

4/10	A	W 9-1 (6)
4/27	H	L 4-2
4/28	H	W 6-0

2003

3/28	H	W 2-0
4/26	A	L 5-2
4/27	A	L 3-0

2004

4/23	A	L 01-0
5/8	H	W 1-0 (9)

SERIES CHRONOLOGY

5/9 H W 3-0
 2005
 4/8 H L 1-0
 4/30 A W 2-1
 5/1 A L 3-0

2006
 3/31 A W 2-1
 5/12 H W 4-3
 5/13 H W 1-0

2007
 4/20 H W 4-2
 5/5 A W 8-0 (8)
 5/6 A L 6-5

2008
 4/4 A W 3-2
 4/26 H W 6-1
 4/27 H W 9-0 (5)

2009
 3/27 H W 8-0 (6)
 5/8 A W 5-1
 5/9 A W 5-1

2010
 4/23 H W 10-3
 4/24 H L 7-4
 4/25 H W 3-0

2011
 4/8 A W 2-0
 4/9 A W 10-5
 4/10 A L 2-1

2012
 3/31 A L 3-0
 3/31 A W 7-4
 5/31 N W 3-1

2013
 5/9 H W 3-2
 5/10 H W 5-3
 5/11 H L 4-2

2014
 5/2 A W 4-2
 5/3 A L 12-2 (6)
 5/4 A T 2-2 (6)

2015
 4/10 A L 7-0
 4/11 A L 12-3 (5)
 4/12 A L 4-3

2016
 4/22 H L 4-10
 4/23 H L 4-5
 4/24 H L 4-7 (8)

2017
 3/31 A L 0-4
 4/1 A L 4-8

4/2 A L 0-1 (8)
 2018
 4/13 H L 0-5
 4/14 H L 1-9
 4/15 H W 4-0

2019
 5/9 A W 4-0
 5/10 A W 10-1
 5/11 A W 12-4

OREGON ST.

Series Record: 84-37

1977
 W 4-0
 W 8-5

1979
 L 3-0
 W 1-0
 W 2-0

1983
 W 2-1

1984
 W 2-0
 L 2-1

1985
 W 2-1
 W 3-1

1986
 W 5-2

1987
 4/10 H W 5-3
 4/10 H W 8-0

1988
 3/11 A W 1-0
 3/11 A W 3-0
 4/15 H L 4-0
 4/15 H W 1-0

1989
 3/31 H W 5-1
 3/31 H W 7-3
 4/28 A W 13-0
 4/28 A W 13-0

1990
 3/31 H W 8-4
 3/31 H W 3-0
 4/27 A W 2-1
 4/27 A W 4-0

1991
 4/13 H W 7-1

4/13 H W 7-1
 4/27 A W 10-2
 4/27 A W 12-2

1992
 4/12 H W 4-0
 4/12 H W 3-2
 4/25 A W 5-2
 4/25 A L 2-1

1993
 5/1 H W 6-5
 5/1 H W 3-1

1994
 4/24 A W 3-2 (10)
 4/24 A W 3-1
 5/7 H W 5-4
 5/7 H W 1-0

1995
 4/2 A L 1-0
 4/2 A W 7-0
 4/29 H W 9-1
 4/29 H W 4-3

1996
 4/13 A W 2-1
 4/13 A W 3-2
 5/4 H L 3-2 (8)
 5/4 H W 11-0

1997
 4/12 A L 4-2
 4/12 A W 5-1
 5/2 H L 4-2
 5/2 H L 9-3

1998
 3/28 A L 2-0
 3/28 A W 1-0 (8)
 4/24 H W 2-1 (9)
 4/24 H W 10-2 (5)

1999
 3/20 N W 7-1
 3/26 H W 3-0
 3/26 H L 3-2
 4/24 A L 1-0
 4/24 A W 5-0

2000
 3/31 H L 2-1 (8)
 3/31 H W 6-1
 4/30 A L 3-0
 4/30 A W 2-0

2001
 3/30 A W 4-2
 4/28 H L 2-0

4/29 H L 4-3
 2002
 4/13 A L 1-0
 4/14 A W 6-0
 4/26 H L 2-0

2003
 3/8 N W 3-2 (8)
 3/29 H W 7-1
 3/30 H W 3-0
 4/25 A L 8-4
 2004
 4/24 A L 6-0
 4/25 A W 7-2
 5/7 H L 6-0

2005
 4/9 H L 8-1
 4/10 H L 3-2
 4/29 A W 1-0

2006
 4/1 A W 3-2 (8)
 4/2 A L 3-2 (8)
 5/11 H W 9-2
 6/3 N W 3-1

2007
 4/21 H L 2-0
 4/22 H W 8-7
 5/4 A W 5-4 (8)

2008
 4/6 A W 3-2
 4/6 A W 8-4
 4/25 H W 4-1

2009
 3/28 H W 11-3 (5)
 3/29 H W 8-0 (6)
 5/7 A L 5-4

2010
 5/7 A W 4-3
 5/8 A L 2-1
 5/9 A L 4-3 (10)

2011
 4/29 H W 1-0
 4/30 H W 3-0
 5/1 H W 7-1

2012
 4/10 A L 4-2 (9)
 4/10 A W 3-2

2013
 3/28 H W 5-4
 3/29 H W 5-1
 3/30 H W 11-0 (5)

2014
 3/14 A L 3-2
 3/15 A W 11-0 (5)
 3/16 A L 3-1

2015
 4/17 H L 7-6
 4/18 H W 9-5
 4/19 H W 4-3

2016
 5/12 A L 0-1
 5/13 A L 3-4

2017
 3/25 H W 8-0 (6)
 3/26 H W 11-0 (5)
 3/27 H L 4-5

2018
 3/25 A W 10-1 (5)
 3/26 A L 4-2
 3/27 A W 2-1

2019
 3/15 H L 1-5
 3/16 H W 18-2
 3/17 H W 12-4

STANFORD

Series Record: 67-26

1984
 W 7-0
 W 8-0
 W 5-0

1985
 W 8-0
 W 8-2

1986
 W 5-0
 W 5-0
 W 6-1
 W 9-0 (5)

1993
 2/13 H W 12-0
 2/13 H W 11-1
 3/14 A W 12-0
 3/14 A W 14-0

1995
 4/8 A W 5-3
 4/8 A W 8-0
 4/15 H W 3-0
 4/15 H W 11-1

1996
 4/6 H L 3-1

SERIES CHRONOLOGY

4/6 H L 1-0
4/27 A W 2-1
4/27 A W 7-1

1997

3/2 A W 6-1
3/2 A W 7-3
3/8 H L 1-0
3/8 H W 1-0

1998

4/18 A L 1-0
4/18 A W 1-0
5/1 H L 4-1
5/1 H L 1-0

1999

4/16 H W 6-0
4/16 H W 1-0 (8)
5/1 A L 6-2
5/1 A L 1-0

2000

4/7 H W 3-2
5/13 A W 4-0
5/13 A L 4-2

2001

4/22 H L 6-0
4/22 H L 7-2
5/4 A W 4-3 (8)

2002

4/20 A W 4-0
4/21 A W 1-0
5/3 H L 9-1 (16)

2003

4/12 H W 2-1
4/13 H L 4-1
5/2 A W 1-0

2004

4/17 A L 7-0
4/18 A L 4-0
4/30 H L 7-6

2005

4/2 H L 2-1
4/3 H W 2-0
5/12 A L 3-0

2006

4/22 A L 3-1
4/23 A W 3-1
5/5 H W 6-0

2007

4/14 H W 7-0
4/15 H W 8-2
4/27 A W 2-0

2008

3/29 A W 6-0
3/30 A W 3-0 (13)
5/8 H L 2-1 (10)

2009

4/18 H L 7-6 (8)
4/19 H W 10-1 (5)
5/1 A L 4-0

2010

4/30 A W 3-0
5/1 A L 8-0 (5)
5/2 A W 3-2

2011

5/12 H W 3-1
5/13 H L 6-1
5/14 H W 4-1

2012

4/20 H W 11-9
4/21 H W 5-0
4/22 H W 7-1

2013

4/6 A W 12-6
4/6 A W 11-2 (6)
4/7 A L 4-3

2014

4/6 HW 16-15 (9)
4/6 H W 9-0 (5)
4/7 H W 7-5

2015

5/1 A W 20-0 (5)
5/2 A W 16-6 (6)
5/3 A L 4-2 (9)

2016

5/6 H W 9-1 (5)
5/7 H W 6-5
5/8 H W 10-4

2017

4/13 A W 10-0 (5)
4/14 A W 9-1 (5)
4/15 A W 7-4 (9)

2018

4/13 H W 4-3
4/14 H W 8-0 (5)
4/15 H W 3-2

2019

4/26 A W 10-4
4/27 A W 7-4
4/28 A W 10-5

UCLA

Series Record: 37-104

1980

4/11 H W 1-0 (8)
4/11 H W 1-0
4/26 A L 1-0
4/26 A W 2-0

1981

3/27 H L 3-0
3/27 H L 6-1
4/11 N L 5-1
4/12 N L 3-1
4/25 A W 5-1
5/8 H W 1-0

1982

3/13 H L 1-0 (14)
3/13 H L 1-0
4/23 A L 1-0
4/23 A L 1-0
5/29 N L 1-0

1983

4/1 H W 2-1
4/1 H L 2-0
4/30 A L 3-0
4/31 A L 1-0

1984

3/31 A W 2-1
3/31 A L 1-0
5/17 A L 1-0
5/18 A L 3-0

1985

5/3 H W 3-1
5/3 H L 1-0

1986

4/4 A L 3-1
4/4 A L 3-0
5/3 H L 6-2
5/3 H L 4-1

1987

5/2 A L 3-0
5/2 A L 2-0
5/20 N L 1-0 (9)

1988

4/2 H L 14-1 (6)
4/2 H L 1-0
4/22 A L 3-0
4/22 A L 4-3

1989

4/21 H L 4-0
4/21 H L 1-0
5/13 A L 1-0 (8)
5/13 A L 4-1

1990

2/17 N L 1-0
4/7 A L 6-1
4/7 A L 2-0
5/3 H L 2-0
5/3 H L 4-0

1991

2/17 N L 6-0
4/8 A L 3-0
4/8 A L 2-0
5/4 H W 2-1 (8)
5/4 H L 4-3

1992

3/7 A L 6-2
3/7 A L 1-0
4/3 H L 3-0
4/3 H L 6-0
4/24 A L 9-0
4/24 A L 1-0

1994

2/12 H W 2-1
2/12 H L 4-3
4/9 A L 3-0
4/9 A L 10-1

1995

2/11 H L 8-0
2/11 H L 7-0
3/12 A L 8-1
3/12 A L 1-0

1996

3/14 A W 4-3
3/14 A L 3-0
4/20 H L 5-0
4/20 H L 16-3

1997

4/20 H L 2-0
4/20 H L 8-6
5/10 A L 5-2
5/10 A L 12-0 (5)

1998

4/4 H W 6-1
4/4 H L 2-0
5/10 A W 2-1
5/10 A L 2-1

1999

4/11 A L 8-0 (5)
4/11 A L 6-2
5/8 H L 7-1
5/8 H L 4-0

2000

4/15 A L 5-1
4/16 A W 1-0
5/5 H L 2-0

2001

4/6 A W 6-1
5/12 H L 1-0
5/12 H L 8-6 (8)

2002

4/5 H W 3-2
5/11 A L 4-1
5/11 A L 6-1
5/25 N W 2-1

2003

4/4 A L 6-0
5/10 H L 8-0 (6)
5/10 H L 9-0 (5)

2004

5/15 A L 6-0
5/15 A L 10-0 (5)

2005

4/15 A L 4-0
5/7 H L 6-1
5/8 H L 8-0 (5)

2006

4/7 H L 7-4
4/29 A L 1-0
4/30 A L 3-1

2007

3/30 A W 6-0
5/11 H L 4-3
5/12 H W 7-4

2008

4/11 H W 3-0
5/3 A L 5-0
5/4 A W 5-2
5/30 N W 4-0

2009

4/3 A W 5-0
4/25 H L 9-1 (5)
4/26 H L 10-4

2010

4/9 A W 8-5
4/10 A W 4-2
4/11 A W 2-1

2011

4/15 H L 4-1
4/16 H W 2-0
4/17 H W 5-0

2012

4/5 H W 9-1 (6)
4/6 H W 9-1 (5)
4/7 H W 4-2

SERIES CHRONOLOGY

2013
 3/22 A L 3-2
 3/23 A W 10-3
 3/24 A W 5-4

2014
 5/8 H W 2-0
 5/9 H L 9-5 (9)
 5/10 H L 9-2

2015
 5/7 H W 8-7
 5/8 H L 11-5
 5/9 H W 11-10

2016
 4/29 A L 6-8
 4/30 A L 5-6
 5/1 A L 4-9

2017
 5/11 H L 3-4
 5/12 H L 3-13
 5/13 H L 3-12 (5)
 2018
 5/11 A W 3-0
 5/12 A L 1-5
 5/13 A L 1-2 (9)

2019
 4/5 H L 0-10
 4/6 H L 0-9
 4/7 H L 5-16

UTAH

Series Record: 39-19

1975
 W 10-2

1976
 W 11-3
 W 18-2

1977
 W 4-0
 W 3-0

1978
 W 3-0

1979
 W 6-4

1981
 W 3-1
 W 3-1
 L 6-3
 W 4-1

1983
 L 1-0

L 5-2
 1984
 L 1-0
 W 7-1

1985
 W 2-1
 L 2-1
 L 3-2

1986
 W 8-1
 W 1-0 (10)

1987
 3/29 N W 6-3

1990
 4/3 A L 2-0
 4/3 A W 5-3

1991
 3/8 H W 6-5
 3/8 H W 4-1

1999
 3/13 N L 2-1 (8)
 3/18 N W 5-0

2000
 3/10 N W 2-0

2001
 2/11 H W 4-0

2003
 2/9 H L 5-3

2006
 3/19 N W 1-0

2008
 3/7 H W 9-0
 3/19 N W 3-0

2011
 2/12 H L 3-1 (8)

2012
 5/4 H W 13-1 (5)
 5/5 H W 6-4
 5/6 H W 13-5 (6)

2013
 4/19 A L 5-4 (8)
 4/20 A L 6-5
 4/21 A W 6-4

2014
 5/4 H W 5-1
 5/5 H W 4-3

5/6 H W 7-4
 2015
 4/24 H W 6-4
 4/25 H L 8-1
 4/26 H L 4-0

2016
 5/4 L 2-10 (6)
 5/5 A L 1-3
 5/6 A L 5-6

2017
 4/21 H W 9-8
 4/22 H L 6-7
 4/23 H L 1-2

2018
 4/27 A W 12-0 (5)
 4/28 A W 7-2
 4/29 A W 4-3

2019
 3/22 H W 13-0
 3/23 H W 14-4
 3/24 H W 18-17

WASHINGTON

Series Record: 30-61

1993
 3/2 H W 2-1 (11)
 3/2 H W 7-0
 3/6 A L 6-3
 4/9 A W 3-2
 4/9 A W 1-0

1994
 3/3 N L 8-5
 3/9 H L 5-1
 3/9 H L 6-2
 4/22 A L 6-1
 4/22 A L 2-1

1995
 4/28 H L 6-0
 4/28 H L 3-1
 5/13 A L 9-4
 5/13 A L 6-1

1996
 3/30 H L 5-4
 3/30 H L 6-1
 5/11 A L 3-0
 5/11 A L 4-0

1997
 4/5 H W 4-2
 4/5 H L 2-0
 4/26 A L 6-0
 4/26 A L 4-3

1998

4/3 H L 5-2
 4/3 H L 3-0
 5/9 A L 3-0
 5/9 A L 3-0

1999
 4/10 A L 1-0
 4/10 A W 1-0 (8)
 5/7 H L 7-1
 5/7 H L 1-0
 5/27 N L 4-1

2000
 4/14 A L 2-0
 5/6 H L 6-0
 5/7 H L 7-3

2001
 4/7 A W 5-1
 4/8 A W 6-1
 5/11 H L 7-1

2002
 4/6 H W 3-2
 4/7 H W 6-1
 5/10 A L 5-2

2003
 4/5 A L 2-1
 4/6 A L 1-0
 5/9 H L 2-0

2004
 3/13 A L 5-0
 4/3 H L 9-1
 4/4 H L 8-5
 5/14 A L 6-3

2005
 4/16 A L 8-0 (5)
 4/17 A L 12-4 (6)
 5/6 H L 8-0 (5)

2006
 4/8 H L 3-1 (11)
 4/9 H W 5-4 (13)
 4/28 A W 1-0

2007
 3/31 A W 2-1
 4/1 A L 1-0
 5/10 H W 2-1

2008
 4/12 H W 7-2
 4/13 H L 3-0
 5/2 A W 3-0

2009
 4/4 A L 11-3 (5)
 4/5 A L 3-2
 4/24 H W 9-3
 5/29 N L 1-0 (8)

2010
 5/13 H W 6-5
 5/14 H L 5-4
 5/15 H L 9-0 (5)

2011
 5/6 A W 6-4
 5/7 A W 2-0
 5/8 A W 6-2

2012
 4/27 A W 18-1
 4/28 A W 6-3
 4/29 A W 5-4

2013
 4/12 H L 3-1
 4/13 H W 7-1
 4/14 H W 2-1

2014
 4/18 A W 3-1
 4/18 A L 3-2 (10)

2015
 3/13 A L 8-7(15)
 3/14 A W 9-7

2016
 4/8 H L 2-7
 4/9 H L 1-6
 4/10 H L 9-12

2017
 4/8 H L 2-7
 4/9 H L 1-6
 4/10 H L 9-12

2018
 3/17 H W 2-0
 3/18 H L 7-0
 3/19 H W 2-0

2019
 4/12 A L 4-8
 4/13 A L 2-9
 4/14 A L 0-6

HISTORY

HEAD COACHES

**MARY
LITTLEWOOD**
1967, 1970-89W-L-T: 509-223-1
PCT: .695

Year	W	L	T
1967	5	1	
1970	10	2	
1971	12	3	
1972	13	2	
1973	13	2	
1974	8	4	
1975	15	3	
1976	22	7	
1977	26	7	
1978	29	5	
1979	28	7	
1980	33	11	
1981	35	17	
1982	34	18	
1983	22	19	1
1984	33	15	
1985	38	17	
1986	32	17	
1987	41	15	
1988	26	25	
1989	33	25	

**LINDA
WELLS**
1990-2005W-L-T: 561-415
PCT: .575

Year	W	L	T
1990	43	32	
1991	43	18	
1992	27	21	
1993	34	26	
1994	22	41	
1995	29	26	
1996	34	27	
1997	32	25	
1998	38	27	
1999	41	28	

2000	43	20
2001	36	22
2002	46	20
2003	32	25
2004	33	31
2005	30	26

**CLINT
MYERS**
2006-2013W-L-T: 427-102
PCT: .807

Year	W	L	T
2006	53	15	
2007	54	17	
2008	66	5	
2009	47	19	
2010	44	17	
2011	60	6	
2012	53	11	
2013	50	12	

**CRAIG
NICHOLSON**
2014-2015W-L-T: 82-34-1
PCT: .705

Year	W	L	T
2014	46	12	
2015	35	22	

**ROBERT
WAGNER/LETTY
OLIVAREZ**
2016W-L-T: 32-26
PCT: .552

Year	W	L	T
2016	32	26	

**TRISHA
FORD**
2017-CURRENTW-L-T: 132-62
PCT: .686

Year	W	L	T
2017	31	22	
2018	48	13	
2019	35	20	
2020	22	7	