

# 2019 Sun Devil Baseball

## GAME NOTES - WASHINGTON STATE

### #19 ARIZONA STATE

16-0 (0-0 Pac-12)  
@ASU\_Baseball  
@TheSunDevils

#### GAME 17-19

March 15-17

6:30 p.m./6 p.m./12 p.m.

Phoenix Municipal Stadium

Phoenix, Ariz.

Watch: Pac-12 Net (Sat./Sun.)

Pac-12 Live Stream (Fri.)

Radio: NBC Sports 1060 AM

### WASHINGTON STATE

6-10 (0-0 Pac-12)  
@CougBaseball  
@WSUCougars

Five-Time NCAA Champions (1965, 1967, 1969, 1977, 1981) | 22 College World Series Appearances | 21 Conference Championships | 125 All-Americans | 14 National Players of the Year | 11 College Baseball Hall of Famers



ASU\_BASEBALL



SUN DEVIL BASEBALL



ASU\_BASEBALL

#### MEDIA RELATIONS CONTACT

Jeremy Hawkes

jdhawkes@asu.edu | C: 520-403-0121 | O: 480-965-9544

#### #10THINGS (Twitter-Friendly Notes)

1. The Sun Devils enter the weekend as one of just two undefeated teams remaining in the country, alongside N.C. State.
2. ASU is 16-0 for just the fourth time in school history, trailing over 2010 (24-0), 1961 (21-0) and 2008 (19-0) for best start ever.
3. @HunterBishop9 is currently third in the country with 10 home runs this season and third with 30 runs scored.
4. @AlecMarsh8 has allowed three earned runs or fewer in 22 of his last 23 appearances dating back to his freshman season.
5. ASU is currently fifth in the nation with a 2.16 team ERA with @ErikTolman (0.53) and @AlecMarsh8 (0.94) leading the Pac-12.
6. Lyle Lin's 25 RBIs this season lead the Pac-12 and are 9th in the country. He had just 18 total RBIs in all of the 2018.
7. @ErikTolman has yet to allow an extra base hit this season, making him one of just two Pac-12 pitchers to do so.
8. @CarterRoo21 is fourth in the Pac-12 with 20 RBIs this season, 13 of which have come with two outs on the board.
9. @ErikTolman leads the Pac-12 with a 0.53 ERA (18th nationally) and hasn't allowed an earned run in 14.2 innings.
10. @SquadSlayerChaz has not allowed any of his 8 inherited runners to score and has retired the first batters he's seen 8 times on 9 chances.

#### #BYTHENUMBERS

**Lyle Lin's 25 RBIs this season lead the Pac-12 and are 9th in the nation** and especially notable as the junior had just 18 RBIs total during the 2018 season, despite starting every game. He has multiple RBIs in 6 games this season, tied for the team lead. Lin is 9-for-10 this season in bringing runners from third home with less than two outs, a notable area of struggle for the junior was just 2-for-12 in the category last season. Lin is second on the team in advancing baserunners, doing so 28 times on 45 chances (.622).

**Alec Marsh has allowed three earned runs or fewer in 22 of his last 23 appearances** dating back to his freshman season. Dating back to last season, Marsh has posted a quality start in 8 of his last 12 starts since assuming the mantle of Mr. Friday Night midway through the 2018. His 0.94 ERA is first in the Pac-12. His 30 strikeouts are third in the league. Marsh dominates when getting ahead of the count, holding batters to 1-13 hitting (.077) with balls in play on 0-2 counts and 1-of-16 hitting (.062) on 1-2 counts.

**Hunter Bishop now has a Pac-12-leading 10 home runs on the season**, already eclipsing his 2018 total of five. He had 10 career home runs entering the season, a mark that he is on pace to destroy this season. He is third nationally in the category and a major cog in ASU's currently 4th-place standing in the country with 27 home runs. The junior leads the team with a .452 batting average on the season - second in the Pac-12 and 17 nationally - and is tied for first with 25 RBIs (1st in the Pac-12 and 9th nationally). His 1.048 slugging percentage is second in the nation and leads the Pac-12.

**Erik Tolman has yet to allow an extra base hit this season** - one of just two pitchers in the Pac-12 to lay such a claim. Tolman is 2-0 with a save this season with a team-leading 0.53 ERA. The ERA is the lowest in the Pac-12 and currently good for 18th in the nation. Opponents .125 batting average against this season is the second-lowest total in the Pac-12. Tolman has not allowed an earned run in his last five appearances on the mound - 14.2 consecutive innings.

#### 2019 @ASU BASEBALL Schedule

Date	Opponent	Time/Score
15-Feb	Notre Dame <sup>^</sup>	W, 10-1
16-Feb	Notre Dame <sup>^</sup>	W, 20-7
17-Feb	Notre Dame <sup>^</sup>	W, 16-5
20-Feb	San Diego <sup>^</sup>	W, 12-2
23-Feb	UC Davis <sup>^</sup>	W, 3-2
23-Feb	UC Davis <sup>^</sup>	W, 13-3
24-Feb	UC Davis <sup>^</sup>	W, 17-2
26-Feb	Pepperdine <sup>^</sup>	W, 4-3
1-Mar	Michigan State <sup>^</sup>	W, 8-0
2-Mar	Michigan State <sup>^</sup>	W, 8-5 (11)
3-Mar	Michigan State <sup>^</sup>	W, 13-2
5-Mar	at Fullerton	W, 6-4
6-Mar	at Fullerton	CANCELLED
8-Mar	Xavier <sup>^</sup>	W, 12-0
9-Mar	Xavier <sup>^</sup>	W, 8-3
10-Mar	Xavier <sup>^</sup>	W, 11-6
13-Mar	New Mexico State <sup>^</sup>	W, 7-3
15-Mar	Washington State <sup>^</sup>	6:30 PM
16-Mar	Washington State <sup>#</sup>	6:00 PM
17-Mar	Washington State <sup>#</sup>	12:00 PM
20-Mar	Cal Baptist <sup>^</sup>	6:30 PM
22-Mar	at Oregon <sup>*</sup>	6:00 PM
23-Mar	at Oregon <sup>*</sup>	4:00 PM
24-Mar	at Oregon <sup>*</sup>	12:00 PM
29-Mar	Arizona <sup>#</sup>	7:00 PM
30-Mar	Arizona <sup>#</sup>	7:00 PM
31-Mar	Arizona <sup>#</sup>	1:00 PM
2-Apr	Long Beach State <sup>^</sup>	6:30 PM
5-Apr	at USC <sup>*</sup>	6:00 PM
6-Apr	at USC <sup>*</sup>	2:00 PM
7-Apr	at USC <sup>*</sup>	1:00 PM
9-Apr	at UNLV	6:05 PM
12-Apr	Oregon State <sup>^</sup>	6:30 PM
13-Apr	Oregon State <sup>^</sup>	6:30 PM
14-Apr	Oregon State <sup>^</sup>	12:30 PM
16-Apr	Seattle <sup>^</sup>	6:30 PM
18-Apr	at Utah <sup>*</sup>	6:00 PM
19-Apr	at Utah <sup>*</sup>	6:00 PM
20-Apr	at Utah <sup>*</sup>	1:00 PM
23-Apr	UNLV <sup>^</sup>	6:30 PM
26-Apr	at Washington <sup>*</sup>	6:05 PM
27-Apr	at Washington <sup>*</sup>	2:05 PM
28-Apr	at Washington <sup>*</sup>	1:05 PM
3-May	UCLA <sup>#</sup>	7:00 PM
4-May	UCLA <sup>#</sup>	3:00 PM
5-May	UCLA <sup>#</sup>	2:00 PM
7-May	at Arizona <sup>#</sup>	6:00 PM
10-May	at Nebraska	6:35 PM
11-May	at Nebraska	2:05 PM
12-May	at Nebraska	1:05 PM
17-May	at Cal <sup>#</sup>	6:00 PM
18-May	at Cal <sup>#</sup>	6:00 PM
19-May	at Cal <sup>#</sup>	1:00 PM
23-May	Stanford <sup>#</sup>	6:00 PM
24-May	Stanford <sup>#</sup>	6:00 PM
25-May	Stanford <sup>#</sup>	12:00 PM

All times local

\* - Indicates a Pac-12 Conference game

# - Indicates a Pac-12 Network Game

^ - Indicates a Pac-12 Live Stream Game

#### PROJECTED STARTERS

ASU	ERA	W-L	IP	SO	BB	Opp. Avg.
RHP Alec Marsh	0.94	4-0	28.2	30	8	.229
RHP Boyd Vander Kooi	3.92	2-0	20.2	23	10	.253
RHP RJ Dabovich	2.22	2-0	24.1	18	11	.193

WSU	ERA	W-L	IP	SO	BB	Opp. Avg.
RHP Brandon White	3.50	2-0	18.0	16	2	.215
LHP AJ Block	4.50	0-2	14.0	10	5	.308
RHP Hayden Rosenkrantz	3.43	2-1	21.0	19	2	.273

Five-Time NCAA Champions (1965, 1967, 1969, 1977, 1981) | 22 College World Series Appearances | 21 Conference Championships

125 All-Americans | 14 National Players of the Year | 11 College Baseball Hall of Fame Members

437 Major League Baseball Draft Picks | 110 Major Leaguers | 49 Major League Baseball First-Round Draft Picks

TWITTER: @ASU\_BASEBALL

INSTAGRAM: @ASU\_BASEBALL

FACEBOOK: SUNDEVILBASEBALL

# 2019 Sun Devil Baseball

## QUICK FACTS/MEDIA INFORMATION

### GENERAL INFORMATION

Location .....	Tempe, Ariz.
Founded .....	1885
Enrollment .....	103,410
Nickname .....	Sun Devils
School Colors .....	Maroon and Gold
Home Field .....	Phoenix Municipal Stadium
Capacity.....	5,300
Packard Dimensions.....	Lines: 333 (LF) 334 (RF) Alleys: 385 CF: 395
Surface .....	Grass
Affiliation .....	NCAA Div. I
Conference .....	Pac-12
President .....	Dr. Michael Crow
VP of Athletics .....	Ray Anderson
Athletic Dept. Phone.....	(480) 965-3482
Ticket Office Phone .....	(480) 727-0000
Athletics Department Address .....	Carson Student-Athlete Center
.....	500 East Veteran's Way
.....	P.O. Box 872505
.....	Tempe, AZ 85287-2505

### PROGRAM HISTORY

First Year of Baseball.....	1907 (7-2)
Start of NCAA Baseball .....	1959 (28-18-1)
All-Time Record .....	2875-1445-8 (.664)*
National Championships.....	5 ('65, '67, '69, '77, '81)
Years in CWS/Last .....	22 (2010)*
All-Time CWS Record .....	61-38 (.616)*
NCAA Appearances/Last.....	39 (2016)*
NCAA Tournament Record .....	169-78 (.687)*
Best Record All-time .....	64-6 (.914) - 1972
Last All-Americans.....	2018 (2)
.....	Spencer Torkelson (Consensus)
.....	Gage Canning (CBN, Baseball America)

\*- ASU vacated 44 wins, the Pac-10 title and the College World Series appearance from 2007. Records do not reflect the vacations.

### COACHING STAFF

Head Coach.....	Tracy Smith (5th/23rd overall)
Alma Mater .....	Miami (Ohio) (1989)
Record at ASU (Years) .....	133-110 (4)
Career Division I (Years) .....	737-567-1 (22)
Assistant Coach.....	Ben Greenspan (5th year)
Assistant Coach.....	Mike Cather (2nd Year)
Volunteer Assistant Coach.....	Michael Earley (3rd year)
Video Coordinator.....	Abe Ruiz (4th year)
Dir. of Operations.....	Daniel Stolper (2nd year)
Strength & Conditioning .....	Jason Robbins (5th year)
Dir. of Community Relations.....	Armando Flores (12th year)

### SPORTS INFORMATION

Baseball Contact .....	Jeremy Hawkes
Office .....	480-965-9544
Cell .....	520-403-0121
E-Mail .....	jdhawkes@asu.edu
Director of Sports Information.....	Doug Tammaro
Email.....	tammaro@asu.edu

## MEDIA INFORMATION

### Credentials

All credential requests should be sent via email to Jeremy Hawkes (jdhawkes@asu.edu).

### Interview Policy

Arizona State will typically host weekly media availability every Tuesday at Phoenix Municipal Stadium prior to practice at approximately 1 p.m. On weeks of a Tuesday midweek game at home, the Tuesday postgame press conference will serve as the week's availability. Media planning to attend must contact Jeremy Hawkes (520-403-0121/jdhawkes@asu.edu) ahead of time and inform him of their plans. Throughout the season's schedule, ASU will host postgame interviews in the Omaha Room located in the home locker room following coach's postgame talk with the team. Media members should request players at the beginning of the ninth inning. Please contact Jeremy Hawkes or a member of the media relations staff in the press box to coordinate those interviews. Media members who wish to schedule an interview outside of practice must contact Jeremy Hawkes.

### Photography/Videography

Accommodations for B-Roll purposes at practice can be made through Jeremy Hawkes (jdhawkes@asu.edu). During games, credentials must be worn in plain view throughout the game while on the field and all photographers must adhere to painted lines and instructions given by security personnel and/or Arizona State staff members at all times. Shooting areas are designated camera wells on the far side of both the visitor's and home team's dugouts. At no point during game action should a member of the media be on the field of play. Contact Jeremy Hawkes for any details regarding shooting game action.

### Media Highlights Policy

Highlights include Pac-12 Networks/ESPN/FOX broadcasts and all home hosted non-televised competitions, including those that are live streamed. ESPN networks (i.e., ESPN, ESPN2, ESPNU) will also televise all NCAA College World Series games from Saturday, June 17, through Wednesday, June 28. No other broadcast network or Internet entity, other than ESPN, may air these games, nor show highlights of these games until the ESPN broadcast is off the air. Broadcast networks / television stations may use up to three (3) minutes (per newscast) of video footage from any one game or five (5) minutes total of video footage from all games played on that particular day of competition for up to 72 hours following the game / broadcast. No media entity (commercial or noncommercial) is allowed to display any game video on its website. If a commercial broadcast entity wishes to license video footage beyond the previously described time period (72 hours), all requests to obtain clips or copies of NCAA championships / events (e.g., game / program records, melt / highlight tapes) need to go through the NCAA / T3 Media online footage request system, which can be found at the following website: <http://www.t3licensing.com/video/home/ncaa.do>.

### 2019 Media Coverage

The vast majority the Sun Devils' 34 home games will be available to fans via the Pac-12 Network or the Pac-12 Live Stream online and a total of 15 games overall are scheduled to be televised live through the Pac-12 Networks.

The Sun Devil Sports Radio Network is scheduled to broadcast 32 Sun Devil Baseball games this season between NBC Sports Radio AM 1060. Fans can listen to the broadcasts on the radio or via the TuneIn app on thesundevils.com. Links to the streaming audio can be found on the online baseball schedule.

Tim Healey is set to serve his 21st season as the "Voice of the Sun Devils" on baseball broadcasts and will be joined for the third-straight season by color analyst Max Rossiter, who was an all-conference catcher for the Devils from 2012-13.

Head Coach Tracy Smith's weekly radio show, "Dugout Chatter," will debut in March on NBC Sports Radio AM 1060. The 30-minute show will run mainly on Wednesday's at 7 p.m. for nine weeks and is hosted by the Tim Healey.

# 2019 Sun Devil Baseball

## GAME NOTES/ROSTERS

**PHOENIX --** Sun Devil Baseball will open Pac-12 Conference play at home this weekend with a three-game series against Washington State. Friday's game is scheduled for a 6:30 p.m. PT first pitch, with Saturday getting underway at 6 p.m. and Sunday's finale at 12 p.m. Saturday and Sunday's games will be broadcast live on the Pac-12 Network. Friday's game will be streamed live online via Pac-12 Network Plus.

### Follow the Action

- For the first time this season, the Sun Devils will be on television with the Pac-12 Network schedule to broadcast Saturday and Sunday's games against Washington State. Daron Sutton will be on the call alongside analyst Ben Francisco.
- All three games of the Washington State series will be available on the airwaves on 1060 AM KDUS.
- Friday games is scheduled to be streamed live via the Pac-12 Networks and can be viewed at <https://pac-12.com/live/arizona-state-university>.
- Fans are encouraged to follow along in-game content throughout the weekend on the Sun Devil Baseball account (@ASU\_Baseball).

### A Hot Start

- The Sun Devils are one of just two undefeated teams remaining in the country, alongside N.C. State (17-0).
- ASU's 16-0 start is the longest winning streak for the Sun Devils (and longest streak to start the season) since ASU went 24-0 to start the 2010 campaign. It is the fourth-longest winning streak to start a season in school history behind 2010, 1961 (21-0) and 2008 (19-0).
- The Sun Devil offense has put up monster numbers during the start, scoring 168 runs (second nationally). ASU is second in the country in scoring at 10.5 runs per game.
- The Sun Devils have scored double digit runs in 9 of the team's 16 games this season. For perspective, ASU scored double digit runs just 8 times last season.
- The 168 runs are the second-most in school history through the first 16 games of the season with the 2003 team (169).
- ASU is fourth nationally in home runs (first in the league) with 27, second nationally in batting average (.352), third in on-base percentage (.438) and second in slugging percentage (.572).
- While much ado has been made about the bats, it has been the Sun Devil pitching rotation that has quietly put up a 2.16 ERA that is currently 5th in the nation and second in the Pac-12 after several consecutive seasons above a 4.50 team ERA.

### Fear the Tork

- All-American Spencer Torkelson now has multiple hits in 28 of his 71 career starts (.394).
- Torkelson is batting .379 on the season on 25-of-66 hitting with two home runs and four doubles with 20 RBIs.
- His 25 hits are 4th in the league while his 20 RBIs are also fourth in the conference
- Torkelson has multiple hits 9 of ASU's 16 games this season and at least one RBI in 9 of those (multiple RBIs in 5).
- Torkelson is batting .462 with runners in scoring position on 12-of-26 hitting - two more hits than any Sun Devil.
- He has been an extremely tough out to end the inning, currently 11-of-25 with two outs (.440) with a team-best 16 two-out RBI on his 20 total RBIs - three of which coming on his 11th-inning walk-off home run against Michigan State.
- He is second on the team in advancing runners, doing so 29 times on 48 opportunities (.604).
- Spencer Torkelson was named the Pac-12 Player of the Week for the Opening Week of the 2019 season. It was the second time in his career earning the honor.
- Defensively, Torkelson has also made impressive strides. He has yet to post an error on 135 chances (4th in the Pac-12) while he is second in the league in helping to turn 12 double plays this season.

### #TorksUp

- Torkelson led the country in 2018 with 25 home runs - two more than any other player and just one shy of the NCAA freshman record while becoming first freshman in NCAA history to lead the nation in home runs.
- Became just the sixth player to reach 25 home runs since the BBCOR batting technology changes took effect in 2011 and the only freshman in the NCAA to reach the milestone in that time.
- Slugged a gaudy .743 on the season (25 homers, 12 doubles), the third-highest total for any freshman in the NCAA in the past two decades and the highest for a freshman in the BBCOR era (since 2011). Only Rickie Weeks (.849 in 2001) and Jeremy Baltz (.771, 2010)

### NUMERICAL QUICK ROSTER

No.	Name	Pos.	Cl.	B/T
3	Montoya, Chaz	LHP	L/L	Jr.
4	Bishop, Hunter	OF	L/R	Jr.
5	Williams, Alike	INF	R/R	So.
6	Swift, Drew	INF	R/R	So.
8	Marsh, Alec	RHP	R/R	Jr.
9	Ferri, Sam	C	R/R	R-So.
10	Garcia, Dusty	OF	L/R	Fr.
11	Dabovich, RJ	RHP	R/R	So.
12	Levine, Will	RHP	R/R	Fr.
14	Workman, Gage	INF	S/R	So.
15	Tolman, Erik	LHP	L/L	Fr.
17	Denson, Myles	OF	R/R	Jr.
18	Hauver, Trevor	OF	L/R	So.
19	Vander Kooi, Boyd	RHP	R/R	So.
20	Torkelson, Spencer	INF	R/R	So.
21	Aldrete, Carter	INF	R/R	Jr.
22	Davis, Colby	RHP	R/R	So.
24	Burzell, Blake	RHP	R/R	Fr.
26	Romero, Sam	RHP	R/R	Sr.
27	Lin, Lyle	C	R/R	Jr.
28	Austin, Cole	INF	R/R	R-Jr.
29	La Flam, Luke	RHP	R/R	Fr.
30	Corrigan, Brady	RHP	R/R	So.
31	Lidd, Marc	INF	R/R	Fr.
35	Cacchione, Dom	RHP	R/R	Fr.
38	Ramos, Keolu	C	R/R	Jr.
40	Cheema, Nick	C	R/R	Jr.

### ALPHABETICAL QUICK ROSTER

No.	Name	Pos.	B/T	Cl.
21	Aldrete, Carter	INF	R/R	Jr.
28	Austin, Cole	INF	R/R	R-Jr.
4	Bishop, Hunter	OF	L/R	Jr.
24	Burzell, Blake	RHP	R/R	Fr.
35	Cacchione, Dom	RHP	R/R	Fr.
40	Cheema, Nick	C	R/R	Jr.
30	Corrigan, Brady	RHP	R/R	So.
11	Dabovich, RJ	RHP	R/R	So.
22	Davis, Colby	RHP	R/R	So.
17	Denson, Myles	OF	R/R	Jr.
9	Ferri, Sam	C	R/R	R-So.
10	Garcia, Dusty	OF	L/R	Fr.
18	Hauver, Trevor	OF	L/R	So.
29	La Flam, Luke	RHP	R/R	Fr.
12	Levine, Will	RHP	R/R	Fr.
31	Lidd, Marc	INF	R/R	Fr.
27	Lin, Lyle	C	R/R	Jr.
8	Marsh, Alec	RHP	R/R	Jr.
3	Montoya, Chaz	LHP	L/L	Jr.
38	Ramos, Keolu	C	R/R	Jr.
26	Romero, Sam	RHP	R/R	Sr.
6	Swift, Drew	INF	R/R	So.
15	Tolman, Erik	LHP	L/L	Fr.
20	Torkelson, Spencer	INF	R/R	So.
19	Vander Kooi, Boyd	RHP	R/R	So.
5	Williams, Alike	INF	R/R	So.
14	Workman, Gage	INF	S/R	So.



# 2018 Sun Devil Baseball

## GAME NOTES

posted higher freshman slugging percentages in the past 20 years.

- Torkelson was a unanimous All-American, as every major baseball media outlet in the nation rewarded the freshman with at least one All-America accolade (Collegiate Baseball Newspaper, Baseball America, NCBWA, and Perfect Game).
- Honored with Perfect Game's National Freshman of the Year award.
- Named a Golden Spikes Award Semifinalist, an award honoring the best player in college baseball.
- National Collegiate Baseball Writers of America named him as a third-team All-America selection; Earned third-team recognition from Perfect Game; Placed on the Perfect Game Freshman All-America First Team; Named by Collegiate Baseball Newspaper as the National Co-Freshman of the Year and the NCBWA as the National Freshman Hitter of the Year.
- Just the seventh Sun Devil in school history to be named an All-American as a freshman, joining Mike Kelly (1989) and Casey Myers (1998) as the only two ASU position players to be named All-Americans as freshman.
- The third Sun Devil to be named Pac-12 Freshman/Newcomer of the Year, joining Ike Davis (2006) and Jason Kipnis (2008).

### Hunting Party

- Hunter Bishop now has a Pac-12-leading 10 home runs on the season. He had 10 career home runs entering the season, a mark that he is on pace to destroy this season. He is third nationally in the category.
- Bishop has as many home runs this season as he has strikeouts (10). He has also walked 12 times.
- The junior leads the team with a .452 batting average on the season - second in the Pac-12 and 17th nationally - and is tied for first with 25 RBIs (1st in the Pac-12 and 9th nationally).
- His 1.048 slugging percentage is second in the nation and leads the Pac-12. He is also a perfect 7-for-7 on stolen base attempts - second in the Pac-12.
- Bishop has scored 30 runs on the season, a total that leads the Pac-12 and is third in the country.
- When Bishop has led off an inning this season, he has reached base 10 times on 15 chances - a .667 OBP that easily leads the team.
- Bishop leads the team in successfully advancing baserunners, doing so .698 percent of the time on 30-of-43 chances.
- He is the only player that has reached base in each of ASU's 16 games this season and currently holds the team's longest active hitting streak at eight games.
- He leads the team with seven multi-RBI games and also leads the squad nine multi-hit games.

### Marshing to the Beat

- Alec Marsh has allowed three earned runs or fewer in 22 of his last 23 appearances dating back to his freshman season.
- Dating back to last season, Marsh has a posted a quality start in 8 of his last 12 starts since assuming the mantle of Mr. Friday Night midway through the 2018
- Marsh posted three consecutive quality starts to open 2019 and is 4-0 on the season.
- His 0.94 ERA is second in Pac-12 behind teammate Erik Tolman and 39th in the country. His 30 strikeouts are third in the league.
- Marsh is first among Pac-12 pitchers with 28.2 innings pitched this season.
- Marsh has been absolutely dominant when runners reach base against him, holding opponents to just 7-of-42 hitting (.167) with runners on the base path.
- The junior is not hesitant about pounding the strike zone, recording a first-pitch strike a team-best 67.2 percent of the time this season and has fallen into 2-0 counts just 10 times on 115 batters faced on the year.
- Marsh dominates when getting ahead of the count, holding batters to

1-13 hitting (.077) with balls in play on 0-2 counts and 1-of-16 hitting (.062) on 1-2 counts.

- Marsh struck out 10 batters on Opening Night, the first time an ASU player had reached double digits in a game since Seth Martinez in March of 2016. Marsh also became the first Sun Devil in at least 20 years to throw 10 strikeouts on Opening Night. Since at least 1998 (as far back as readily accessible records go), no Sun Devil had struck out more than eight batters on Opening Night until Marsh's performance.

### #LINSANITY

- Lyle Lin has embraced his new role as the team's designated hitter this season, currently leading the Pac-12 and 9th in the nation with 25 RBIs.
- Lins 25 RBIs through the opening month are an incredible tally considering the junior had just 18 RBIs total during the 2018 season, despite starting every game.
- He has multiple RBIs in 6 games this season. tied for the team lead.
- Lin is 9-for-10 this season in bringing runners from third home with less than two outs, a notable area of struggle for the junior was just 2-for-12 in the category last season.
- Lin is second on the team in advancing baserunners, doing so 28 times on 45 chances (.622).
- Lin recorded the game-winning RBI (the RBI that put ASU ahead for the remainder of the game) in all three of ASU's games against UC Davis.
- Lin became the first Sun Devil since 2014 to hit a grand slam with his round-tripper in the second game of the UC Davis series.
- Lin has started in all 126 games he has appeared in at Arizona State.

### Put Me In, Coach

- The consummate team player, fans can expect to find Carter Aldrete all over the diamond this season. Aldrete has seen time in right field, second base and third base to open the season, but can fill holes across the infield and even on the mound as the season progresses.
- Aldrete is currently 4th in the Pac-12 with 20 RBIs this season. Of those 20 RBIs, 13 have come with two outs.
- He has nine hits with two outs this season, third on the team and has a .375 average in the scenario on 9-of-24 hitting.
- Has four home runs on the season, already a career-high and tied for fifth in the Pac-12.
- Aldrete is second on the team in advancing runners home from third with less than two outs, doing so 5 times on 8 chances.
- Had a monster game in Game 2 against Notre Dame, posting his first multi-home run game of his career while adding a career-best six RBIs in the process.

### Just Like He Drew It Up

- Drew Swift has made a case for one of ASU's most improved players through the early going on the season.
- The sophomore was batting .409 with four doubles and seven RBIs in the early going of the year before being sidelined with injury for two weeks.
- Batting out of the nine-hole this season, Swift successfully turned the order around over 45 percent of the time with his .469 on-base percentage.
- Swift has struck out just once this season on 25 at-bats, making him the toughest player to strike out in the Pac-12 through the first two weeks of the season before going down to injury
- Swift has been a part of six double plays this season.
- Prior to missing games with injury, Swift's 24 assists through 8 games were tops in the Pac-12.
- Became the first Sun Devil since Jake Peevyhouse in 2014 to have three doubles in a game, doing so against San Diego.

### A Lot to Alika

- Alika Williams has quietly continued to put up impressive numbers as

a sophomore is currently batting .377 with 15 RBIs as well as his first career home run against Fullerton.

- Williams is currently 10th in the Pac-12 with a .492 on-base percentage
- Williams leads the team with 5 doubles this season - tied for 5th in the Pac-12. He had 8 doubles in the entirety of his freshman season.
- Williams has been a part of 7 double plays this season, playing a key role in ASU currently sitting second in the Pac-12 with 13 double plays turned on the year.
- Last season, his 13 strikeouts were the lowest among players with at least 22 starts.
- As a freshman, Williams teamed up with fellow freshman infielder Drew Swift to execute 30 double plays.

#### Putting in the Work

- On the year, Gage Workman is batting .328 with 13 runs scored, a triple and two doubles.
- The sophomore is 11th in the Pac-12 with 33 defensive assists this season.
- Workman has helped turn four double plays on the season, helping ASU to currently being second in the Pac-12 with 13 double plays turned.
- Collegiate Baseball News Freshman All-American in 2018
- Collected seven triples as a freshman, tied for the fifth highest total in the country and second on the team behind the national leader in the category, teammate Gage Canning.
- Did not ground into a double play all season, the only ASU regular that can make that claim.
- Posted an OPS of .805, slugging .466 (3rd on team) and reaching base at a .339 clip.

#### Filling the Boyd

- Boyd Vander Kooi is current 2-0 on the season and second on the team with 23 strikeouts in 20.2 innings pitched.
- Vander Kooi has 10 strikeouts looking on the season, good for 7th in the Pac-12 Conference while his 23 strikeouts are tied for 10th.
- Made 10 appearances as a freshman last season, including five starts, finishing the campaign with a 3-3 record.
- His 3.00 ERA tied him for the lowest on the team among those with at least 36 innings pitched as a freshman last season
- Stuck out 35 batters, allowing just 12 earned runs in 36.0 innings pitched.
- Made his final five appearances (8.1 innings) out of the bullpen, preventing an earned run from scoring in four of the five outings.
- Did not allow an earned run in six of his ten outings.

#### Trev Lightly and Carry a Big Stick

- Perhaps no player on the Sun Devil roster has shown as much improvement this season as sophomore Trevor Hauver.
- The leadoff man has a .500 on-base percentage this season - a total good for 8th the Pac-12.
- Hauver has drawn 16 walks on the season - currently third in the Pac-12 and 27th nationally.
- Hauver has scored 23 runs this season, second in the league and 9th nationally
- Hauver has also showed plenty of pop in the bat, second on the team with six home runs this season - third in the Pac-12 and 15th nationally.
- Hauver's 20 RBIs are good for 4th in the Pac-12 as well.
- As a leadoff batter in an inning, Hauver has reached base 11 times this season on 26 chances (.423).
- Hauver has been very productive for his teammates as well, leading the team with the fewest runners stranded on base this season (7) while successfully advancing runners 22 times on 39 chances (.564).

#### Pay the Tolman

- Erik Tolman has been thrust into several crucial spots as a true freshman this season and responded best when the lights were on.
- Tolman is 2-0 with a save this season and leads the team with a team-

low 0.53 ERA with just one earned run allowed in 17.0 innings pitched. That one earned run also came after Tolman had left the game on a hit given up by another pitcher.

- Tolman has struck out 15 batters and walked just 5.
- The ERA is the lowest in the Pac-12 and currently good for 18th in the nation.
- Opponents .125 batting average against this season is the second-lowest total in the Pac-12.
- Tolman has yet to allow an extra base hit this season - one of just two pitchers in the Pac-12 to lay such a claim.
- Tolman has not allowed an earned run in his last five appearances on the mound - 14.2 consecutive innings.

#### Dab On 'Em

- RJ Dabovich has proven to be one of the top offseason additions for the Sun Devils, currently posting a 4-0 record while dominating Sundays for the Sun Devils.
- Dabovich has a 2.22 ERA on the season, currently eighth among Pac-12 pitchers.
- His .193 batting average against is good for fifth in the league and his four wins are tied for the league lead.

#### All That Chaz

- Chaz Montoya has quickly developed a role as the team's stopper in several crucial scenarios this season.
- Montoya leads the squad with 9 appearances in 16 games, posting a 0.96 ERA in 9.1 innings pitched with 12 strikeouts to 3 walks.
- Montoya has inherited 8 runners this season, not allowing a single one of them to score.
- In his 9 appearances, Montoya has retired the first batter he has seen on 8 occasions.

#### On The Ground

- The Sun Devil pitching staff has been exceptional at inducing soft contact this season and allowing balls to go into play for the defense to handle, currently leading the Pac-12 with 610 defensive chances this season.
- The frequent groundouts (134) have put the pressure on a Sun Devil defensive infield that had struggled with errors in recent seasons but the group has responded admirably to the extra chances this season.
- ASU has record 158 defensive assists this season, a total is second in Pac-12
- The roster has turned 13 double plays on the year, second in the Pac-12.
- ASU is 44th in fielding percentage (.977) which, while not where the team would like to be, is a far cry from the team that was 230th last season and 184th the season before.

# 2019 Sun Devil Baseball

## HOME RUNS/DOUBLE PLAYS/PITCHING/TROPHY CASE

### HOME RUN TRACKER

Player (Season, No.)	Gm #	Date	Opponent	On Base	Inning	Outs	Count	Score	Final
Carter Aldrete (1)	2-Feb.	16	Notre Dame	1	5	2	2-1	9-5	W, 20-7
Carter Aldrete (2)	2-Feb.	16	Notre Dame	2	6	2	2-2	14-5	W, 20-7
Hunter Bishop (1)	3-Feb.	17	Notre Dame	1	1	1	1-1	0-0	W, 16-5
Spencer Torkelson (1)	4-Feb.	20	San Diego	2	5	2	2-2	7-0	W, 12-2
Hunter Bishop (2)	6-Feb.	23	UC Davis	0	4	2	3-1	5-2	W, 13-3
Lyle Lin (1)	6-Feb.	23	UC Davis	3	5	2	3-1	9-2	W, 13-3
Trevor Hauver (1)	7-Feb.	24	UC Davis	2	4	0	1-2	13-0	W, 17-2
Lyle Lin (2)	8-Feb.	26	Pepperdine	0	2	0	2-0	0-0	W, 4-3
Trevor Hauver (2)	8-Feb.	26	Pepperdine	1	7	1	2-2	2-2	W, 4-3
Hunter Bishop (3)	9-March	1	Michigan State	2	3	1	3-0	0-0	W, 8-0
Hunter Bishop (4)	9-March	1	Michigan State	0	8	2	1-1	7-0	W, 8-0
Spencer Torkelson (2)	10-March	2	Michigan State	2	11	2	2-2	5-5	W, 8-5
Trevor Hauver (3)	11-March	3	Michigan State	0	1	0	1-1	0-0	W, 13-2
Hunter Bishop (5)	11-March	3	Michigan State	0	1	1	3-1	1-0	W, 13-2
Carter Aldrete (3)	11-March	3	Michigan State	0	4	0	2-2	7-0	W, 13-2
Hunter Hauver (4)	11-March	3	Michigan State	0	7	0	3-1	8-0	W, 13-2
Alika Williams (1)	12-March	5	Cal State Fullerton	2	3	1	0-1	3-0	W, 6-4
Hunter Bishop (5)	13-March	8	Xavier	1	1	1	1-1	0-0	W, 12-0
Lyle Lin (3)	13-March	8	Xavier	2	3	1	0-1	3-0	W, 12-0
Carter Aldrete (4)	13-March	8	Xavier	0	5	1	1-1	6-0	W, 12-0
Marc Lidd (1)	13-March	8	Xavier	0	7	0	2-1	10-0	W, 12-0
Hunter Bishop (7)	14-March	9	Xavier	0	1	2	1-1	0-0	W, 8-3
Trevor Hauver (5)	14-March	9	Xavier	0	6	1	2-1	7-3	W, 8-3
Hunter Bishop (8)	15-March	10	Xavier	2	3	2	1-1	0-1	W, 11-6
Trevor Hauver (6)	16-March	13	New Mexico State	0	2	2	2-2	2-1	W, 7-3
Hunter Bishop (9)	16-March	13	New Mexico State	0	3	0	1-0	3-1	W, 7-3
Hunter Bishop (10)	16-March	13	New Mexico State	0	8	0	3-2	6-3	W, 7-3

### GO-AHEAD RBI/SCORE (RBI/Score responsible for the run to take a lead not relinquished)

Player	Gm #	Date	Opponent	Season #	Inning	Outs	Count	Result	Final
Sam Ferri	1-Feb.	15	Notre Dame	1	2	2	3-2	RBI 2B	10-1
Gage Workman	2-Feb.	16	Notre Dame	1	5	0		PB, E2T	20-7
Hunter Bishop	3-Feb.	17	Notre Dame	1	1	1	1-1	2 RBI HR	16-5
Drew Swift	4-Feb.	20	San Diego	1	2	2	1-0	RBI 2B	12-2
Lyle Lin	5-Feb.	23	UC Davis	1	8	1	2-0	RBI SF	3-2
Lyle Lin	6-Feb.	23	UC Davis	2	1	1	2-1	2 RBI 2B	13-3
Lyle Lin	7-Feb.	24	UC Davis	3	1	1	0-0	RBI 1B	17-2
Trevor Hauver	8-Feb.	26	Pepperdine	1	7	1	2-2	2 RBI HR	4-3
Hunter Bishop	9-March	1	Michigan State	2	3	1	3-0	3 RBI HR	8-0
Spencer Torkelson	10-March	2	Michigan State	1	11	2	2-2	3 RBI HR	8-5
Trevor Hauver	11-March	3	Michigan State	2	1	0	1-1	HR	13-2
Sam Ferri	12-March	5	Cal State Fullerton	2	2	1	1-1	RBI 43	6-0
Hunter Bishop	13-March	8	Xavier	3	1	1	1-1	2 RBI HR	12-0
Spencer Torkelson	14-March	9	Xavier	2	5	1	0-1	1 RBI 1B	8-3
Hunter Bishop	15-March	10	Xavier	3	3	2	1-1	3 RBI HR	11-6
Alika Williams	16-March	13	New Mexico State	1	1	2	2-2	2 RBI 1B	7-3

### DOUBLE PLAYS

Gm #	Date	Opponent	Pitcher	Scoring	Players	Inning	Outs	Score	Final
2-Feb.	16	Notre Dame	Vander Kooi	.643 GDP	Williams-Swift-Torkelson	2	1	3-1	20-7
2-Feb.	16	Notre Dame	La Flam	.643 GDP	Swift-Aldrete-Torkelson	9	0	20-7	20-7
3-Feb.	17	Notre Dame	Dabovich	.543 GDP	Workman-Swift-Torkelson	1	0	0-0	16-5
4-Feb.	20	San Diego	Cacchione	.463 GDP	Swift-Williams-Torkelson	8	1	12-2	12-2
5-Feb.	23	UC Davis	Marsh	.643 GDP	Williams-Swift-Torkelson	4	1	0-0	3-2
5-Feb.	23	UC Davis	Marsh	.463 GDP	Swift-Williams-Torkelson	6	1	0-2	3-2
7-Feb.	24	UC Davis	Dabovich	.543 GDP	Workman-Aldrete-Torkelson	5	1	16-1	17-2
7-Feb.	24	UC Davis	Dabovich	.163 GDP	Dabovich-Workman-Torkelson	7	1	17-1	17-2
10-March	2	Michigan State	Tolman	.9-2 DP	Denson-Ferri	10	1	5-5	8-5
12-March	5	Fullerton	Romero	.643 GDP	Williams-Aldrete-Torkelson	1	1	0-0	6-4
12-March	5	Fullerton	Corrigan	.643 GDP	Williams-Aldrete-Torkelson	5	1	6-0	6-4
12-March	5	Fullerton	Montoya	.543 GDP	Workman-Aldrete-Torkelson	6	1	6-0	6-4
14-March	9	Xavier	Marsh	.643 GDP	Williams-Aldrete-Torkelson	5	0	3-3	8-3

## 2018 TROPHY CASE

### Spencer Torkelson

**All-America Teams** (Collegiate Baseball News (2nd Team); Baseball America (2nd Team); National Collegiate Baseball Writers of America (3rd Team); Perfect Game (3rd Team))

**National Honors** (National Co-Freshman of the Year – Collegiate Baseball News; National Freshman Hitter of the Year – NCWBA; National Freshman of the Year – Perfect Game; Golden Spikes Award Semifinalist; Dick Howser Trophy Semifinalist)

**Freshman All-America Teams** (Collegiate Baseball News; NCWBA; Perfect Game)

**Pac-12 Awards** (Freshman of the Year; All-Conference First Team Selection)

### Other Sun Devil Honors

**Pac-12 All-Conference** (Spencer Torkelson - First Team; Gage Canning - First Team; Carter Aldrete - Honorable Mention; Lyle Lin - Honorable Mention)

**Pac-12 All-Defensive Team** Gage Canning - First Team, Outfielder

**Freshman All-Americans** Spencer Torkelson - Collegiate Baseball News (National Co-Freshman of the Year); NCWBA (1st Team – National Freshman Hitter of the Year); Dellan Raish – Collegiate Baseball News; Gage Workman - Collegiate Baseball News

**Pac-12 All-Academic Team** Eli Lingos – First Team; Dellan Raish – Second Team; Hunter Bishop – Honorable Mention; Connor Higgins – Honorable Mention; Gage Canning – Honorable Mention

**MLB Draft Picks** Gage Canning (5th Rd/Nationals); Fitz Stadler (18th Rd/Blue Jays); Eli Lingos (22nd Rd/Indians); Lyle Lin (29th Rd/Astros); Connor Higgins (30th Rd/Angels)

## 2019 TROPHY CASE

### Spencer Torkelson

**Preseason All-America Teams** (Collegiate Baseball News (1st Team); National Collegiate Baseball Writers of America (1st Team); Perfect Game (1st Team); D1Baseball.com (1st Team), Baseball American (2nd Team))

### Pac-12 Players of the Week

Spencer Torkelson (Feb. 19)

Hunter Bishop (March 12)

### SAVES

No.	Date	Opponent	Pitcher (Save #)	IP (H, R-ER, BB, K)
1	2/23	UC Davis	Erik Tolman (1)	1.0 (0, 0-0, 0, 0)
2	2/26	Pepperdine	Blake Burzell (1)	1.2 (0, 0-0, 0, 1)
3	3/14	New Mexico St.	Chaz Montoya (1)	1.2 (0, 0-0, 0, 3)

### QUALITY STARTS

No.	Date	Opponent	Pitcher (QS #)	IP (H, R-ER, BB, K)
1	2/15	Notre Dame	Alec Marsh (1)	6.2 (4, 1-1, 1, 10)
2	2/23	UC Davis	Alec Marsh (2)	8.0 (7, 2-1, 1, 5)
3	2/24	UC Davis	RJ Dabovich (1)	7.0 (4, 1-1, 3, 1)
4	3/1	Michigan State	Alec Marsh (3)	7.0 (5, 0-0, 2, 6)
5	3/3	Michigan State	RJ Dabovich (2)	6.0 (4, 1-1, 2, 5)
6	3/8	Xavier	Boyd Vander Kooi (1)	7.0 (5, 0-0, 2, 6)

# 2019 Sun Devil Baseball

## SERIES STATS AND INDIVIDUAL STREAKS

### SERIES STATS

HITTING	W-L	AVG.	R	H	2B	3B	HR	RBI	BB	SO
NOTRE DAME	3-0	.387	46	43	8	0	3	41	22	20
UC DAVIS	3-0	.407	33	44	7	2	3	33	14	16
MICHIGAN STATE	3-0	.339	20	41	8	1	7	28	15	20
XAVIER	3-0	.340	31	35	5	0	7	28	19	18
MIDWEEDS	4-0	.301	29	41	8	2	7	29	21	35

PITCHING	W-L	ERA	H	R	ER	BB	SO	SV	SCORE
NOTRE DAME	3-0	4.33	25	13	13	18	30	0	46-13
UC DAVIS	3-0	1.67	20	7	5	6	23	1	33-7
MICHIGAN STATE	3-0	1.55	20	7	5	8	30	1	29-7
XAVIER	3-0	1.67	20	9	5	13	27	0	31-9
MIDWEEDS	4-0	1.75	29	12	7	13	38	2	29-12

Multiple Hit Games	2	3	4	5+	Total
Torkelson, Spencer	7	1	1	-	9
Bishop, Hunter	6	1	2	-	9
Hauver, Trevor	5	3	-	-	8
Lin, Lyle	3	4	-	-	7
Workman, Gage	2	2	1	-	5
Ferri, Sam	5	-	-	-	5
Williams, Alika	3	-	1	-	4
Aldrete, Carter	1	3	-	-	4
Denson, Myles	1	2	-	-	3
Swift, Drew	2	1	-	-	3
Tolman, Erik	-	1	-	-	1
TEAM	35	18	5	0	58

Multiple RBI Games	2	3	4	5+	Total
Bishop, Hunter	2	3	1	1	7
Lin, Lyle	3	1	1	1	6
Torkelson, Spencer	1	2	2	-	5
Aldrete, Carter	2	2	-	1	5
Hauver, Trevor	2	1	-	1	4
Williams, Alika	2	2	-	-	4
Workman, Gage	3	-	-	-	3
Swift, Drew	1	1	-	-	2
Ferri, Sam	1	1	-	-	2
Denson, Myles	-	1	-	-	1
TEAM	17	14	4	4	39

Hitting Streaks	Longest	Current
Hauver, Trevor	11	3
Williams, Alika	10	2
Bishop, Hunter	8	8
Workman, Gage	8	-
Torkelson, Spencer	7	1
Denson, Myles	7	1
Aldrete, Carter	6	-
Swift, Drew	4	-
Lin, Lyle	4	-
Ferri, Sam	3	3
Lidd, Marc	1	-
Garcia, Dusty	1	1
Cheema, Nick	1	-
Tolman, Erik	1	1

Reached Base Streaks	Longest	Current
Bishop, Hunter	16	16
Williams, Alika	13	2
Hauver, Trevor	12	3
Denson, Myles	8	2
Torkelson, Spencer	8	8
Workman, Gage	8	5
Swift, Drew	7	-
Aldrete, Carter	7	7
Ferri, Sam	6	3
Lin, Lyle	6	-
Garcia, Dusty	3	3
Lidd, Marc	1	-
Tolman, Erik	1	1
Cheema, Nick	1	-



# 2019 Sun Devil Baseball

#SUNDEVILPRIDE

## Regular Season Success (entering 2019 season)

- ASU has the highest winning percentage among all Pac-12 schools and the fifth-highest winning percentage among all NCAA schools at .663 (2859-1445-8) behind Texas, Florida State, Miami (FL) and Oklahoma State.
- ASU's 2,859 wins are seventh among all NCAA schools.
- ASU has finished the season nationally ranked in 45 seasons, including 27 times in the top 10, 22 in the top 5 and five No. 1
- ASU has 30 40-win seasons, 18 50-win seasons and four 60-win seasons

## Postseason Success

- 39 NCAA postseason appearances, sixth most in NCAA history, 32 NCAA Regional appearances and 19 Regional titles
- 22 CWS appearances are fourth in NCAA history (Miami (FL))
- 61 CWS wins are both the third-most in NCAA history (Texas, USC)
- 10 CWS final appearances, third most in NCAA history behind USC and Texas (five National Championships, five runner-ups)

## Pacing The Pac-12 In All-Conference Selections

ASU leads the Pac-12 with 37 First Team All-Conference selections since 2010

## A Tradition Of USA Collegiate Baseball

ASU has had 34 players on the USA Baseball Collegiate National Team with Spencer Torkelson (2018) being the most recent member, which is the third-most among all NCAA schools behind USC (53) and Stanford (40). A Sun Devil has been represented on the Collegiate National Team in 26 different seasons, which is third-most behind Stanford and Cal State Fullerton (27). Sun Devils Ryan Burr, Casey Myers and Dustin Pedroia are the only three Devils to make the team in two separate seasons.

## Alone At The Top

ASU's 11 College Baseball Hall of Famers are the most from any single school in college baseball.

### ASU's National College Baseball Hall of Famers

Joe Arnold (ASU: 1968; HOF: 2015)  
Sal Bando (ASU: 194-65 HOF: 2013)  
Eddie Bane (ASU: 1971-73; HOF: 2008)  
Floyd Bannister (ASU: 1974-76; HOF: 2008)  
Alan Bannister (ASU: 1970-72; HOF: 2010)  
Jim Brock (ASU: 1972-94; HOF: 2007)  
Bob Horner (ASU: 1976-78; HOF: 2006)  
Mike Kelly (ASU: 1989-91; HOF 2015)  
Oddibe McDowell (ASU: 1983-84; HOF: 2011)  
Rick Monday (ASU: 1965; HOF: 2016)  
Bobby Winkles (ASU: 1959-71; HOF: 2006)

### National College Baseball Hall of Famers by School

Arizona State - 11  
Texas - 10  
Wichita State - 5  
Louisiana State - 4  
Miami - 4  
Michigan - 4  
Oklahoma State - 4  
USC - 4

## Success Against The Pac-12 Since 2000

- ASU is 16-2 in series' against Washington State with 6 sweeps
- ASU is 12-7 in series' against UCLA with 3 sweeps
- ASU is 11-8 in series' against USC with 3 sweeps
- ASU is 12-7 in series' against Cal with 5 sweeps
- ASU is 11-8 in series' against Washington with 5 sweeps
- ASU is 12-6 in series' (with 2 sweeps) against UA
- ASU is 10-9 in series' (with 4 sweeps) against Oregon State
- ASU is 8-2 in series' (with 3 sweeps) against Oregon
- ASU is 5-1 in series' (with 4 sweeps) against Utah

The only school in the league with an advantage over ASU since 2000 is Stanford. The Devils are 8-11 in series vs. the Cardinal in that span (ASU: 5 sweeps / Stanford: 2)

ASU has played 167 Pac-10/12 conference series since 2000 and has won or swept 105 of those series (including 40 sweeps), which equates to 63.2 percent. Conversely, ASU has only been swept 9 times in that span.

## All-Time Records\*

All-time record: 2875-1445-8  
All-time conference: 851-520  
Ranked opponents (Since 2010): 75-74  
*24 wins over top-10 teams, including two road series wins over top-5 teams*  
Season openers: 47-13-1  
Doubleheaders: 492-145  
Conference openers: 30-26 all-time  
*(2-5 in Pac-12, 17-14 in Pac-10 10-7 in WAC)*  
Postseason: 169-78  
Regionals/Supers: 84-30/11-7  
College World Series: 61-38

*\*44 victories, Pac-10 championship, postseason appearance and College World Series berth in 2007 later vacated due to NCAA sanctions. Records do not reflect vacations.*



## Feeling the Draft

10 members of the 2018 squad have had their name called during the MLB draft but have chosen to continue their academic and athletic pursuits at ASU.

Player	Round	Team	Year
Lyle Lin	16th	Mariners	2016
	29th	Astros	2018
Hunter Bishop	24th	Padres	2016
Carter Aldrete	37th	Red Sox	2016
Sam Ferri	38th	Yankees	2016
Gage Workman	14th	Brewers	2017
Colby Davis	23rd	Yankees	2017
Alika Williams	32nd	Yankees	2017
Boyd Vander Kooi	36th	Diamondbacks	2017
Trevor Hauver	37th	Royals	2017
RJ Dabovich	18th	Royals	2018

## MLB Devils

There are currently 19 former Sun Devils on MLB Spring Training rosters this season.

Jake Barrett	Giants
Kole Calhoun	Angels
Ian Kinsler	Padres
Deven Marrero	Marlins
Dustin Pedroia	Red Sox
Trevor Williams	Pirates
Austin Barnes	Dodgers
Adam McCreery	Dodgers
Mike Leake	Mariners
Andrew Romine	Phillies
Eric Sogard	Brewers
Tuffy Gosewisch	Brewers
Tony Barnette	Cubs
Jason Kipnis	Indians
Merrill Kelly	Diamondbacks
Andrew Aplin	Diamondbacks
Ryan Burr	White Sox
Brian Serven	Rockies
Brady Rodgers	Astros

## Today's Devils Are Tomorrow's Major Leaguers

- Most players taken in the MLB Draft since 2010 (57)
- ASU's 110 Major Leaguers since 1959 are the most in the nation
- The first-ever player drafted by the MLB was Sun Devil alum Rick Monday
- ASU is the only school at any level to have multiple No. 1 overall picks in June MLB Draft history
- Most unique first round players taken in the June MLB Draft with 20 - (excludes compensation picks and re-draftees)
- Most players drafted in a single year (15 in 2008)
- 437 MLB Draft Picks, more than any other school in the country.

## Movin' On Up

- As has become commonplace at Arizona State, five Sun Devils heard their names called in the MLB Draft following the 2018 season. The Sun Devils have had five or more players drafted in 47 of MLB Drafts held since 1956 and five or more players have gotten the call in 14 of the last 16 seasons.

## Keeping the Tradition Alive

- Two Sun Devils made their debuts in the MLB during the 2018 season, bringing ASU's total to 110 all-time - the most among all NCAA schools since 1959. Ryan Burr (White Sox) and Adam McCreery (Braves) each saw their first Big League action when the rosters expanded this past season.
- The Sun Devils have now had at least one major league player on their varsity roster each year from 1961 through 2015, which is the longest current streak in the nation.
- Thirty-five ASU baseball players have made their MLB debuts since 2002.

## Making an Impact

- Since 1999, Sun Devils in the major league have the second-highest WAR among all colleges in the country with a Sun Devil WAR of 152 coming in behind only Long Beach State (214), according to Baseball America.
- The 2008 Sun Devils boasted a trio of eventual first-round picks in 1B Ike Davis (2008, 1st round), 3B Brett Wallace (2008, 1st round) and RHP Mike Leake (2009, 8th overall), plus also OF Jason Kipnis (2009, 2nd round). Davis, Leake and Kipnis all had moments in the sun in the big leagues.
- The program's brightest light is 2B Dustin Pedroia (2004, 2nd round). He and OF Andre Ethier (2003, 2nd round) teamed up in 2002 and 2003.
- Pirates RHP Trevor Williams (2013, 2nd round) is the most prominent ASU alum in his peak years.

# #MLBU

# 2019 Sun Devil Baseball

## ROSTER

### PITCHERS (12)

No.	Name	Yr	B/T	HT	WT	Hometown (High School)
24	Blake Burzell	Fr.	R/R	6'6"	225	Laguna Beach, Calif. (Laguna Beach)
35	Dom Cacchione	Fr.	R/R	6'2"	175	Menlo Park, Calif. (Sacred Heart Prep)
30	Brady Corrigan	So.	R/R	6'2"	210	Plainfield, Ill. (Plainfield North)
11	RJ Dabovich	So.	R/R	6'3"	215	Pueblo, Colo. (Pueblo West/Central Arizona)
22	Colby Davis	So.	R/R	6'8"	235	Scottsdale, Ariz. (Chaparral)
29	Luke La Flam	Fr.	R/R	6'2"	200	Aurora, Colo. (Grandview)
12	Will Levine	Fr.	R/R	6'2"	200	Mission Viejo, Calif. (Mission Viejo)
8	Alec Marsh	Jr.	R/R	6'2"	220	Milwaukee, Wis. (Ronald Reagan)
3	Chaz Montoya	Jr.	L/L	6'0"	160	Glendale, Ariz. (Centennial)
26	Sam Romero	Sr.	R/R	6'2"	195	Phoenix, Ariz. (Alhambra/Phoenix College)
15	Erik Tolman	Fr.	L/L	6'2"	190	Lake Forest, Calif. (El Toro)
19	Boyd Vander Kooi	So.	R/R	6'5"	220	Mesa, Ariz. (Skyline)

### CATCHERS (4)

40	Nick Cheema	Jr.	R/R	5'11"	195	Weatherford, Texas (Aledo/Central Arizona)
9	Sam Ferri	RS So.	R/R	5'11"	185	Norridge, Ill. (Notre Dame College Prep)
27	Lyle Lin	Jr.	R/R	6'1"	200	Taipei, Taiwan (JSerra Catholic)
38	Keolu Ramos	Jr.	R/R	5'10"	185	Mililani, Hawa. (Mililani/San Mateo College)

### INFIELDERS (7)

21	Carter Aldrete	Jr.	R/R	6'2"	205	Monterey, Calif. (Monterey)
28	Cole Austin	RS Jr.	R/R	6'2"	190	Kennesaw, GA (Harrison/West Virginia)
31	Marc Lidd	Fr.	R/R	6'4"	210	Irvine, Calif. (Crean Lutheran)
6	Drew Swift	So.	R/R	6'0"	155	Chandler, Ariz. (Hamilton)
20	Spencer Torkelson	So.	R/R	6'1"	220	Petaluma, Calif. (Casa Grande)
5	Alika Williams	So.	R/R	6'2"	180	San Diego, Calif. (Rancho Bernardo)
14	Gage Workman	So.	S/R	6'4"	200	Queen Creek, Ariz. (Basha)

### OUTFIELDERS (4)

4	Hunter Bishop	Jr.	L/R	6'5"	210	Palo Alto, Calif. (Serra)
17	Myles Denson	Jr.	R/R	6'2"	185	Las Vegas, Nev. (Bishop Gorman)
10	Dusty Garcia	Fr.	L/R	6'0"	175	Port Orchard, Wash. (South Kitsap)
18	Trevor Hauver	So.	L/R	6'0"	205	Chandler, Ariz. (Perry)

13 **Head Coach:** Tracy Smith

2 **Associate Head Coach/Recruiting Coordinator:** Ben Greenspan

47 **Assistant Coach/Pitching Coach:** Mike Cather

7 **Assistant Coach/Hitting Coach:** Michael Earley

23 **Undergraduate Student Assistant Coach:** David Greer

Director of Operations: Daniel Stolper

Sports Medicine/Rehabilitation: Jesse Lowman

Strength and Conditioning: Jason Robbins

Quality Control: Sean Cashman

### NUMERICAL

#### NUMERICAL

3	Chaz Montoya	6-1	160	LHP	L/L	Jr.	Glendale, Ariz./Centennial
4	Hunter Bishop	6-5	210	OF	L/R	Jr.	Palo Alto, Calif./Serra
5	Alika Williams	6-2	165	INF	R/R	So.	San Diego, Calif./Rancho Bernardo
6	Drew Swift	6-0	150	INF	R/R	So.	Chandler, Ariz./Hamilton
8	Alec Marsh	6-2	220	RHP	R/R	Jr.	Milwaukee, Wis./Ronald Reagan
9	Sam Ferri	5-11	185	C	R/R	R-So.	Norridge, Ill./Notre Dame College Prep
10	Dusty Garcia	6-0	170	OF	L/R	Fr.	Port Orchard, Wash./South Kitsap
11	RJ Dabovich	6-3	190	RHP	R/R	So.	Pueblo, Colo./Central Ariz./Pueblo West
12	Will Levine	6-2	189	RHP	R/R	Fr.	Mission Viejo, Calif./Mission Viejo
14	Gage Workman	6-4	175	INF	S/R	So.	Queen Creek, Ariz./Basha
15	Erik Tolman	6-2	180	LHP	L/L	Fr.	Lake Forest, Calif./El Toro
17	Myles Denson	6-2	180	OF	R/R	Jr.	Las Vegas, Nev./Bishop Gorman
18	Trevor Hauver	6-0	190	OF	L/R	So.	Chandler, Ariz./Perry
19	Boyd Vander Kooi	6-5	210	RHP	R/R	So.	Mesa, Ariz./Skyline
20	Spencer Torkelson	6-1	205	INF	R/R	So.	Petaluma, Calif./Casa Grande
21	Carter Aldrete	6-2	205	INF	R/R	Jr.	Monterey, Calif./Monterey
22	Colby Davis	6-8	225	RHP	R/R	So.	Scottsdale, Ariz./Chaparral
24	Blake Burzell	6-6	210	RHP	R/R	Fr.	Laguna Beach, Calif./Laguna Beach
26	Sam Romero	6-2	180	RHP	R/R	Sr.	Phoenix, Ariz./Alhambra
27	Lyle Lin	6-1	201	C	R/R	Jr.	Taipei, Taiwan/JSerra Catholic
28	Cole Austin	6-2	185	INF	R/R	R-Jr.	Kennesaw, Ga./Harrison
29	Luke La Flam	6-2	195	RHP	R/R	Fr.	Aurora, Colo./Grandview
30	Brady Corrigan	6-2	200	RHP	R/R	So.	Plainfield, Ill./Plainfield North
31	Marc Lidd	6-4	200	INF	R/R	Fr.	Irvine, Calif./Crean Lutheran
35	Dom Cacchione	6-2	170	RHP	R/R	Fr.	Menlo Park, Calif./Sacred Heart Prep
38	Keolu Ramos	5-11	180	C	R/R	Jr.	Mililani, Hawaii/Mililani
40	Nick Cheema	5-11	205	C	R/R	Jr.	Weatherford, Texas/Aledo/Central Arizona

### PRO-NUN-SEE-AY-SHUNS

Carter Aldrete - AL-dreh-tee  
 Dom Cacchione - kuh-SHONE  
 Nick Cheema - CHEE-muh  
 RJ Dabovich - DAB-oh-vich  
 Sam Ferri - FAIR-ee  
 Trevor Hauver - HAW-ver  
 Will Levine - leh-VEEN  
 Boyd Vander Kooi - VAN-der KOY

### ALPHABETICAL

No.	Name	Pos.
21	Aldrete, Carter	INF
28	Austin, Cole	INF
4	Bishop, Hunter	OF
24	Burzell, Blake	RHP
35	Cacchione, Dom	RHP
40	Cheema, Nick	C
30	Corrigan, Brady	RHP
11	Dabovich, RJ	RHP
22	Davis, Colby	RHP
17	Denson, Myles	OF
9	Ferri, Sam	C
10	Garcia, Dusty	OF
18	Hauver, Trevor	OF
29	LaFlam, Luke	RHP
12	Levine, Will	RHP
31	Lidd, Marc	INF
27	Lin, Lyle	C
8	Marsh, Alec	RHP
3	Montoya, Chaz	LHP
38	Ramos, Keolu	C
26	Romero, Sam	RHP
6	Swift, Drew	INF
15	Tolman, Erik	LHP
20	Torkelson, Spencer	INF
19	Vander Kooi, Boyd	RHP
5	Williams, Alika	INF
14	Workman, Gage	INF

### BY POSITION

Catchers	4
Pitchers	12
Infielders	7
Outfielders	4

### BY CLASS

Seniors	1
Juniors	9
Sophomores	10
Freshmen	7

### BATTING

Lefties	3
Righties	11
Switch	1

### PITCHING

Righties	10
Lefties	2



### Hitting Categories

Hit a grand slam.....	Lyle Lin, Feb. 23, 2019 vs. UC Davis (W, 13-3)
Hit a walkoff HR.....	Spencer Torkelson, March 2, 2019 vs. Michigan State (3-run shot in 10th inning)
Led off the game with a HR.....	Trevor Hauver, March 3, 2019 vs. Michigan State (W, 13-2)
Hit for the cycle.....	Travis Buck, March 7, 2003 vs. Southern Utah (W, 19-0)
Team hit for the cycle to open the game.....	April 27, 2003 vs. Washington State (HR/2B/1B/3B)
Hit back-to-back HRs.....	Spencer Torkelson and Gage Canning, April 21, 2018, vs. Utah
Hit back-to-back-to-back HRs.....	Max Rossiter (3-run), RJ Ybarra and Trever Allen, May 5, 2013 vs. Stanford
Hit two HRs in one game.....	Hunter Bishop (2), March 4, 2019 vs. New Mexico State (W, 7-3)
A freshman hit two HR in one game.....	Spencer Torkelson, April 14, 2018, at #2 Stanford
Hit three HRs in one game.....	Joey DeMichele, May 1, 2011 vs. Stanford (TIES ASU RECORD)
Had five hits in one game.....	Gage Canning, March 18, 2018 vs. Oregon (5-for-5)
Had six hits in one game.....	Travis Buck, March 13, 2005 vs. Western Illinois (went 6-for-8, 3 RBI)
Had seven hits in one game.....	Jerry Mantlo, February 6, 1972 vs. Michigan
Had three doubles in one game.....	Alika Williams, March 3, 2019 vs. Michigan State (W, 13-2)
Had four doubles in one game.....	Travis Buck, February 28, 2004 vs. Connecticut (W, 16-5)
Hit two triples in one game.....	Gage Canning, March 3, 2018 vs. Oklahoma State
Had seven RBI in one game.....	Trevor Hauver, Feb. 24, 2019 vs. UC Davis (W, 17-2)
Had eight RBI in one game.....	Kiel Roling, March 17, 2007 vs. Maine
Had nine RBI in one game.....	Jeremy West, April 27, 2003 vs. Washington State
Stole four bases in one game.....	Drew Maggi, April 10, 2010 at Washington St. (TIES ASU RECORD)
Stole home.....	Colby Woodmansee, March 6, 2016 vs. Eastern Michigan (W, 8-1)
Struck out four or more times in one game.....	Lyle Lin, April 28, 2017 at Oregon (4K's in L, 2-0)
Hitter stranded six runners on base.....	Jordan Aboites (6), February 23, 2016 vs. Nevada (L, 11-5)
Recorded 13 total bases.....	Gage Canning (13), April 27, Gage Canning, March 18, 2018 vs. Oregon (2 HR, 1 3B, 2 1B)
Had an inside-the-park home run.....	Gage Canning, March 18, 2018 vs. Oregon (W, 18-4)
Had an inside-the-park home run AND a traditional home run.....	Gage Canning, March 18, 2018 vs. Oregon (W, 18-4)
Scored five runs in one game.....	Hunter Bishop (5), March 8, 2019 vs. Xavier (W, 12-0)
Was hit by a pitch two or more times.....	Spencer Torkelson, 2, vs. Utah, April 21, 2018
Walked 4+ times.....	4, Trevor Hauver, vs. Notre Dame, Feb. 16, 2019 (W, 20-7)
Opponent hit two HRs in one game.....	JJ Matijevic (at #8 Arizona), April 4, 2017 (L, 2-11)
Opponent hit a walkoff HR.....	Justin Herrero, at Washington State, March 29, 2018 (off Chaz Montoya)
Opponent hit a leadoff HR.....	Andy Lentz (Washington), May 17, 2008 at Packard Stadium (off Josh Satow)

### Pitching Categories

Threw a no-hitter.....	Ryan Hingst, March 25, 2016 vs. Utah, (W, 5-0)
Threw a perfect game.....	Eddie Bane, March 2, 1973, vs. Cal State Northridge (W, 9-0)
Threw a one-hitter.....	Brian Flores, May 20, 2007 at Oregon State (W, 8-1)
Threw a two-hitter.....	Will Waldrip, Jan. 23, 1999 vs. Hawaii-Hilo (W, 3-0)
Were no-hit.....	Phil Keller, March 23, 1970 vs. Stanford (L, 1-0)
Were one-hit.....	Noah Bremer, at Washington, May 12, 2017 (L, 0-4)
Threw a complete game.....	Eli Lingos, March 30, 2018 at Washington St. (W, 7-0)
Threw a complete game shutout.....	Eli Lingos, March 30, 2018 at Washington St. (W, 7-0)
Threw back-to-back complete games.....	Trevor Williams, 3/1/13 vs. Pacific (W, 8-1) and 3/9 vs. Long Beach State (W, 4-0)
Threw back-to-back complete game shutouts.....	Brady Rodgers/Kramer Champlin, May 20 and 21, 2011 at Washington
Had an opposing pitcher throw a complete game.....	Noah Bremer, at Washington, May 12, 2017 (L, 0-4)
Shut out an opponent (one or more pitchers).....	March 8, 2019 vs. Xavier (12-0, 3 pitchers)
Were shutout.....	vs. UNCW, March 10, 2018 (0-9)
Struck out 10 or more batters in a game.....	Alec Marsh (10), Feb. 15, 2019 vs. Notre Dame (6.2 IP)
Struck out 15 or more batters in a game.....	Mike Leake (15), May 30, 2009 vs. Oral Roberts (CG, 4-1 Win in Tempe Regional)
Had an opposing pitcher strike out 10 or more Sun Devils.....	Luke Heimlich (11), at Oregon State, April 27, 2018 (L, 6-2)
Did not walk a batter (complete game).....	Ryan Kellogg, May 14, 2015 vs. Washington State (W, 5-0)
Recorded 10 wins in a season.....	Ryan Kellogg, 11-1 (2013)
Hit three batters in a game.....	Brett Lilek (3), April 4, 2015 at Utah (W, 6-5)

### Fielding Categories

Had no errors in three straight games.....	Feb 15-16-17, 2019 vs. Notre Dame
Committed three or more errors in one game.....	Andrew Snow (3), Feb. 17, 2017 vs. Northwestern
Had 16 or more putouts in one game.....	Zach Wilson(20), First Base, April 21, 2011 at Cal
Had 20 or more put outs in one game.....	Zach Wilson (20), First Base, April 21, 2011 at Cal
Had eight or more assists in one game.....	Drew Swift (8), Shortstop, May 14, 2018 vs. Pacific
Caught and pitched in the same game.....	Jordan Swagerty, March 17, 2010 vs. USC (2x in 2010)
Turned four double plays in one game.....	April 22 2017, vs. CSUB
Turned five+ double plays in one game.....	5, April 25, 2010, vs. Washington (TIES ASU RECORD)
Turned a triple play.....	Eric Sogard (2B), Brett Wallace (1B) and Andrew Romine SS, February 27, 2007 at Arizona

### Scoring and Misc. Categories

Recorded 20+ hits.....	20, Feb. 16, 2019 vs. Notre Dame (W, 20-7)
Recorded 20+ hits in back-to-back games.....	22 and 22, February 3-4, 2007 vs. Southern Utah
Scored 20+ runs.....	20, Feb. 16, 2019 vs. Notre Dame (W, 20-7)
Scored 30+ runs.....	30, March 13, 2005 vs. Western Illinois (W, 30-13 in Baton Rouge, La.)
Scored 10+ runs in one inning.....	11, April 26, 2015 vs. Tennessee Tech (W, 16-4)
Left 15+ runners on base in one game.....	15, March 5, 2016 vs. Eastern Michigan (W, 5-4 (11))
Surrendered a ninth inning lead.....	April 5, 2018, vs. Cal State Fullerton (led 4-2, loss 6-7)
Swept a three-game Pac-12 series.....	March 16-18,, 2018 vs. Oregon (7-4, 18-4, 6-1)
Swept a three-game Non-Conference series.....	March 8-10, 2019 vs. Xavier (12-0, 8-3, 11-6)
Were swept in a Pac-12 series.....	April 13-15, 2018 at #2 Stanford (1-3, 6-11, 3-10)
Were swept in a Pac-12 series at home.....	May 18-20 vs. #15 Arizona (5-6, 1-3, 5-9)
Played in extra innings.....	March 2, 2019 vs. Michigan State (W, 8-5)
Played in 14+ innings.....	14, March 9, 2016 at Cal State Fullerton (W, 2-1 W)
Played back-to-back extra inning games.....	March 9, 11 and 12, 2016, vs. Cal State Fullerton/UC Davis (14, 11 and 12 innings)
Played a game lasting 5+ hours.....	5 hours, 12 minutes, May 30, 2015 vs. Cal State Fullerton in Fullerton Regional (L, 3-2 (14)))

### Record When...

Overall .....	16-0	Scoring 0-2 runs .....	0-0	After 8 leading .....	15-0
Conference .....	0-0	..... 3-5 runs.....	2-0	..... trailing .....	0-0
Non-Conference .....	16-0	..... 6-9 runs.....	5-0	..... tied .....	1-0
Home games.....	15-0	..... 10+ runs.....	9-0	Hit 0 home runs .....	2-0
Away games .....	1-0	Opponent 0-2 runs.....	7-0	... 1 home run .....	6-0
Neutral site .....	0-0	..... 3-5 runs.....	7-0	... 2+ home runs .....	8-0
Day games .....	5-0	..... 6-9 runs.....	2-0	Opponent 0 home runs .....	7-0
Night games .....	11-0	..... 10+ runs .....	0-0	..... 1 home run .....	9-0
vs Left starter .....	4-0	Scored in 1st inning .....	8-0	..... 2+ HRs .....	0-0
vs Right starter .....	12-0	Opp. scored in 1st .....	2-0	Made 0 errors .....	6-0
1-Run games .....	2-0	Scores first .....	12-0	... 1 error.....	7-0
2-Run games .....	1-0	Opp. scores first .....	4-0	... 2+ errors.....	3-0
5+Run games .....	11-0	After 6 leading .....	14-0	Opp. made 0 errors.....	1-0
Extra innings .....	1-0	..... trailing .....	2-0	..... 1 error .....	6-0
Shutouts.....	2-0	..... tied .....	0-0	..... 2+ errors .....	9-0
		After 7 leading .....	15-0	Out-hit opponent.....	15-0
		..... trailing .....	1-0	Out-hit by opponent .....	0-0
		..... tied .....	0-0		

### A Look At the Pitching Staff

#### Arizona State Starters

Pitcher	Starts/QS	Pct.	PC/Start	IP/Start	ER Against/ Start	Runs For/Start	PCK	DP	Team Record
Alec Marsh	4/3	75.0	373/94.3	26.2/6.2	3/0.8	22/5.5	1	3	4-0
Boyd Vander Kooi	4/1	25.0	327/71.8	20.2/5.1	9/2.3	31/7.8	0	1	4-0
RJ Dabovich	4/3	75.0	330/82.5	24.1/6.0	6/1.5	42/10.5	0	2	4-0
Sam Romero	3/0	0.0	118/39.3	6.1/2.0	1/0.3	5/1.7	0	1	3-0
Erik Tolman	1/0	0.0	75/75.0	5.0/5.0	0/0.0	2/2.0	0	0	1-0

#### Arizona State Bullpen (Relief Appearance Stats Only)

Reliever	APP	IP	H	R	ER	BB	SO	SV	ERA	IR/Scored	1st Bat. Faced/Ret.
Alec Marsh	1	2.0	2	1	0	1	3	0	0.00	3/3	1/0
Luke La Flam	2	2.0	2	0	0	0	4	0	0.00	0/0	2/1
Marc Lidd	1	1.0	0	0	0	1	1	0	0.00	0/0	1/1
Erik Tolman	6	12.0	4	1	1	4	13	1	0.75	3/0	6/6
Chaz Montoya	9	9.1	5	2	1	3	12	1	0.96	8/0	9/8
Dom Cacchione	5	7.1	5	3	1	3	6	0	1.23	2/0	5/5
Brady Corrigan	8	12.2	10	4	4	8	20	0	2.84	7/0	8/4
Sam Romero	5	5.0	5	1	1	2	3	0	1.80	2/1	5/4
Burzell, Blake	8	9.1	6	6	5	3	8	1	4.82	8/3	8/8
Will Levine	3	2.1	3	3	3	3	3	0	11.57	0/0	3/1

# 2019 Sun Devil Baseball

## TEAM AND INDIVIDUAL RANKINGS/RECORD WATCH

### NATIONAL RANKINGS

Category	Team	Nat'l	Pac-12	Value
Base on Balls (297 ranked)		32	2	.91
Batting Average (297 ranked)		2	1	0.352
Double Plays (297 ranked)		54	2	.13
Double Plays Per Game (297 ranked)		75	3	0.81
Doubles (297 ranked)		23	2	.36
Doubles Per Game (297 ranked)		25	3	2.25
Earned Run Average (297 ranked)		5	2	2.16
Fielding Percentage (297 ranked)		44	6	0.977
Hit Batters (296 ranked)		205	3	.12
Hit by Pitch (297 ranked)		250	11	.8
Hits (297 ranked)		3	1	.204
Hits Allowed Per Nine Innings (297 ranked)		29	4	7.03
Home Runs (288 ranked)		4	1	.27
Home Runs Per Game (294 ranked)		4	1	1.69
On Base Percentage (297 ranked)		3	2	0.438
Runs (297 ranked)		2	1	.168
Sacrifice Bunts (280 ranked)		211	9	.4
Sacrifice Flies (285 ranked)		5	1	.13
Scoring (297 ranked)		2	1	10.5
Shutouts (58 ranked)		18	2	.2
Slugging Percentage (297 ranked)		2	1	0.572
Stolen Bases (297 ranked)		190	6	.12
Stolen Bases Per Game (297 ranked)		204	7	0.75
Strikeout-to-Walk Ratio (297 ranked)		57	5	2.55
Strikeouts Per Nine Innings (297 ranked)		92	6	9.1
Triples (244 ranked)		51	4	.5
Triples Per Game (271 ranked)		74	5	0.31
WHIP (297 ranked)		22	4	1.18
WL Pct (293 ranked)		1	1	.1
Walks Allowed Per Nine Innings (297 ranked)		70	7	3.58

Category	Individual	Nat'l	Pac-12	Value
Base on Balls (109 ranked)	Trevor Hauver	27	3	.16
Batting Average (246 ranked)	Hunter Bishop	17	2	0.452
Earned Run Average (196 ranked)	Eric Tolman	18	1	0.53
	Alec Marsh	39	2	0.94
Hits (103 ranked)	Hunter Bishop	15	3	.28
	Trevor Hauver	48	4	.25
	Spencer Torkelson	48	4	.25
Hits Allowed Per Nine Innings (145 ranked)	Eric Tolman	18	2	3.71
Hits Per Game (149 ranked)	Hunter Bishop	12	3	1.75
Home Runs (148 ranked)	Hunter Bishop	3	1	.10
	Trevor Hauver	15	3	.6
On Base Percentage (149 ranked)	Hunter Bishop	16	4	0.564
Pitching Appearances (83 ranked)	Chaz Montoya	29	4	.9
Runs (150 ranked)	Hunter Bishop	3	1	.30
	Trevor Hauver	9	2	.23
Runs Batted In (141 ranked)	Hunter Bishop	9	1	.25
	Lyle Lin	9	1	.25
	Carter Aldrete	48	4	.20
	Trevor Hauver	48	4	.20
	Spencer Torkelson	48	4	.20
Sacrifice Flies (91 ranked)	Lyle Lin	4	2	.4
	Carter Aldrete	13	3	.3
Slugging Percentage (247 ranked)	Hunter Bishop	2	1	1.048
	Trevor Hauver	47	4	0.734
Total Bases (143 ranked)	Hunter Bishop	3	1	.65
	Trevor Hauver	16	2	.47
WHIP (149 ranked)	Eric Tolman	29	2	0.71

### RECORD WATCH

#### ASU HOME RUNS (CAREER)

10.) Jeremy West (2001-03)	36
Ted Dyson (1983-87)	
Mike Sodders (1980-81)	
--.) Spencer Torkelson (2018-p)	27

### SUN DEVIL PROSPECTS

#### D1BASEBALL.COM

##### 2019 Draft - National Top 350 College Prospects

Hunter Bishop (44)
Alec Marsh (157)
Carter Aldrete (251)
Sam Ferri (284)

##### 2020 Draft - National Top 150 College Prospects

Spencer Torkelson (2)
Gage Workman (47)
Boyd Vander Kooi (75)
RJ Dabovich (127)
Alika Williams (133)
Erik Tolman (145)

##### 2019 Draft - Pac-12 Only

Hunter Bishop (10)
Alec Marsh (24)
Carter Aldrete (32)
Sam Ferri (34)
Lyle Lin (40)

##### 2020 Draft - Pac-12 Only

Spencer Torkelson (1)
Gage Workman (5)
Boyd Vander Kooi (11)
RJ Dabovich (16)
Alika Williams (17)
Erik Tolman (19)
Drew Swift (25)
Colby Davis (33)
Trevor Hauver (39)

#### BASEBALL AMERICA

##### 2019 Draft - National Top 200 Overall Prospects

Hunter Bishop (119)
---------------------

##### 2020 Draft - National Top 50 Sophomore Prospects

Spencer Torkelson (1)
-----------------------



**LF**

**Trevor Hauver, 16-0**

**CF**

**Hunter Bishop, 16-0**

**RF**

**Carter Aldrete, 8-0**

Myles Denson, 7-0

Dusty Garcia, 1-0

**SS**

**Alika Williams, 16-0**

**2B**

**Drew Swift, 8-0**

Carter Aldrete, 8-0

**3B**

**Gage Workman, 16-0**

**SP**

**Alec Marsh, 4-0**

**Boyd Vander Kooi, 4-0**

**RJ Dabovich, 4-0**

**Sam Romero, 3-0**

**Erik Tolman, 1-0**

**1B**

**Spencer Torkelson, 16-0**

**DH**

**Lyle Lin, 13-0**

Myles Denson, 1-0

Dusty Garcia, 1-0

Erik Tolman, 1-0

**C**

**Sam Ferri, 13-0**

Lyle Lin, 3-0



## TRACY SMITH - HEAD COACH - FIFTH SEASON (23rd OVERALL)

Tracy Smith, the 2013 National Coach of the Year, was hired as the fifth head baseball coach in program history on June 24, 2014, and enters his fifth season at the helm of the Sun Devil baseball program.

Smith has established a reputation of evaluating and developing talent as more than 50 student-athletes since 2000 improved their stock in the Major League Baseball Draft under Smith's tutelage, including four who became first-round draft picks after going undrafted out of high school.

In 22 total years as a head coach, Smith has seen 80 of his players selected in the MLB Draft, including 73 draftees since 2000 and 33 in the first 10 rounds. He has mentored 48 Major League Baseball draft picks over the past eight seasons, including the fourth overall pick in the 2014 Major League Baseball June Amateur Draft (Kyle Schwarber) and three first-round selections in the 2009 MLB June Draft (Eric Arnett, Josh Phegley, Matt Bashore).

In 2018, Smith eclipsed 700 career wins as an NCAA head coach while also overseeing one of the most prolific freshman campaigns in collegiate baseball history as Spencer Torkelson became the first freshman to ever lead the nation in home runs, finishing with 25 on the season.

Torkelson knocked two more home runs than any other player and just one shy of the NCAA freshman record. Torkelson was just the sixth player to reach 25 home runs since the BBCOR batting technology changes took effect in 2011 and the only freshman in the NCAA to reach the milestone in that time.

Against Washington State, he surpassed the previous Sun Devil freshman record of 11 home runs set by Barry Bonds in 1983. Torkelson finished tied with Bob Horner (1978) for second in ASU single-season history, just two shy of Mitch Jones' school record 27 in 2000.

Torkelson slugged .743 on the season (25 homers, 12 doubles), the third-highest total for any freshman in the NCAA in the past two decades and the highest for a freshman in the BBCOR era (since 2011). Only Rickie Weeks (.849 in 2001) and Jeremy Baltz (.771, 2010) have posted higher freshman slugging percentages in the past 20 years.

Smith saw five of his student-athletes taken in the 2018 MLB Draft, including fifth-round selection Gage Canning to the Washington Nationals. Canning wrapped the season as one of the elite five-tool players in the country, finishing with a .369 average and a Pac-12 leading 87 hits on the season. Canning was the national leader in triples with 11, and now has 25 in his career at ASU – good for third in school history and the most since Ed Irvine tied the school record of 26 between 1977-79.

Canning reached base in 54 of 55 games for the Sun Devils this season and logged a hit in 47 of those. He led the team with multiple hits in 26 games and had 11 games with three or more hits, becoming the first Sun Devil player to have at least 10 games with 3+ hits since Brett Wallace did so from 2007-08.

With one more home run, Canning would have become the first player in the BBCOR batting era (since 2011) to record double digit numbers in doubles, triples AND home runs. He finished the season with nine homers, 17 doubles and 11 triples, slugging .648 for the season – good for third in the Pac-12 and 38th nationally.

Defensively, Canning was flawless after shifting to center field and logged just one error on the season on 144 chances for a .993 fielding percentage.

The 2017 campaign saw Canning emerge as one of the elite players in the Pac-12. The California-native led the team in virtually every hitting category, including batting average (.332), runs (37), doubles (12), triples (8), home runs (6) and slugging percentage (.538). He was the only player in the Pac-12 to finish with a double-digit number of doubles while also posting at least six home runs and six triples.

Season	Team	Overall	Conference (Standing)	Postseason
1997	Miami (OH)	27-28	17-13 (4th)	MAC Tournament
1998	Miami (OH)	33-26	17-13 (3rd - East)	MAC Tournament
1999	Miami (OH)	34-27	20-12 (2nd - East)	MAC Tournament
2000	Miami (OH)	40-23	16-12 (3rd - East)	NCAA Regional
2001	Miami (OH)	35-25	16-12 (4th - East)	MAC Tournament
2002	Miami (OH)	31-28	16-12 (3rd - East)	MAC Tournament
2003	Miami (OH)	36-24-1	19-9 (2nd - East)	MAC Tournament
2004	Miami (OH)	36-21	14-8 (1st - East)	MAC Tournament
2005	Miami (OH)	45-18	17-4 (1st - East)	NCAA Regional
	<b>Miami (OH)</b>	<b>317-220-1</b>	<b>152-95</b>	
2006	Indiana	22-34	11-21 (10th)	
2007	Indiana	19-35	8-23 (10th)	
2008	Indiana	31-30	15-17 (6th)	Big Ten Tournament
2009	Indiana	32-27	16-7 (3rd)	NCAA Regional
2010	Indiana	28-27	12-12 (t-5th)	Big Ten Tournament
2011	Indiana	30-25	11-13 (7th)	
2012	Indiana	32-28	16-8 (2nd)	Big Ten Tournament
2013	Indiana	49-16	17-7 (1st)	College World Series
2014	Indiana	44-15	21-3 (1st)	First-ever Big 10 National Seed
	<b>Indiana</b>	<b>287-237</b>	<b>127-111</b>	
2015	Arizona State	35-23	18-12 (t-3rd)	NCAA Regional
2016	Arizona State	36-23	16-14 (t-3rd)	NCAA Regional
2017	Arizona State	23-32	8-22 (t-10th)	
2018	Arizona State	23-32	13-17 (7th)	
2019	Arizona State	16-0		
	<b>Arizona State</b>	<b>133-110</b>	<b>55-65</b>	
	<b>Total</b>	<b>737-567-1</b>	<b>334-271</b>	

On top of dominating the leader boards at ASU, Canning's eight triples were the most by a player in the conference and second-most in the NCAA. Canning also recorded 120 total bases on the season, good for third in the conference. The outfielder really hit his stride in the middle of the season, as he went on a 12-game tear in which he hit at a .538 clip, including five three-hit nights and a four-hit performance.

Smith also helped oversee the emergence of Hunter Bishop as one of the exciting young freshmen in the country on the year. The freshman finished his 2017 campaign with an impressive .301 batting average, five doubles, four triples and five home runs. He ranked second on the team – behind only Canning – in batting average, runs scored (27), triples, home runs and slugging percentage (.484). Bishop started 31 games in the outfield season to become just the sixth ASU freshman in the past 15 years to start over 50 percent of the season in the outfield, most recently done by Canning last season. His 10 multi-RBI games were also a team-best.

In 2016, Smith piloted the Sun Devils to a regional final for the first time since 2013. The Sun Devils' 36 wins were the most in the previous three years and they finished tied for third in the Pac-12. Five players were selected in the 2016 Major League Baseball Draft, marking 14 total players who have been taken in the draft during Smith's tenure.

Eight Devils earned All-Pac-12 honors on the season, including first team selections David Greer, Seth Martinez, Brian Serven and Colby Woodmansee. All four players would go on to be selected in the MLB draft with Greer (third team), Martinez (second team) and Woodmansee (third team) earning Louisville Slugger All-America accolades.

# 2019 Sun Devil Baseball

## HEAD COACH

In his first season at ASU, Smith led the Sun Devils to a postseason berth, a third-place finish in the Pac-12 and 30-plus wins.

He became one of five active coaches, and one of eight all-time, to bring three different Div. I schools to NCAA Regional play as he guided the Sun Devils to a No. 2 seed in the Fullerton Regional in 2015.

A exceptional recruiter, Smith was instrumental in Sun Devil Baseball's signing of the nation's top recruiting class in 2016, which included eight players who had been drafted by the Major League out of high school. His 2017 class was also rated in the Top-5 nationally and was the No. 1 class in the West.

He has amassed a 698-535-1 career record in 21 seasons as a head coach at three different schools, including nine seasons at both Miami (Ohio) and Indiana, and one year at Arizona State. His 698 victories rank in the top 50 among active coaches in the NCAA, and his 21 seasons represent the sixth-fewest number of years on that list.

Smith instituted a change in culture at Arizona State and his demand for excellence both on and off the field was represented as the Devils led the Pac-12 in both all-conference and all-academic honorees in 2014.

Nineteen players have earned Pac-12 All-Academic honors in Smith's first two seasons, tied for the most in Sun Devil history for a two-year span. ASU's 10 selections in Smith's first season led the Pac-12.

His emphasis on defense became evident right away as ASU vastly improved its fielding percentage and lowered its number of errors committed in Smith's first season. The Devils finished fourth in the Pac-12 in both categories in 2015 after ranking near the bottom of the conference from 2010-14.

An accomplished fundraiser, Smith played a huge role in helping transition the Sun Devil Baseball program into Phoenix Municipal Stadium. His vision saw a renovated clubhouse, complete with an alumni locker room and an academics center, as well as an increased prominence on the program's historical accomplishments. Capital improvements included a state-of-the art video board, batting tunnel, a weight room and training room, creation of a grass berm and patio installations, and premium seating options. Smith also played a huge role in facility upgrades at both Indiana University and Miami (Ohio) and was instrumental in the approval and design of both Miami's Stanley G. McKie Field at Joseph P. Hayden Jr. Park and Indiana's Bart Kaufman Field.

Smith earned National Coach of the Year honors and was a unanimous choice for Big Ten Coach of the Year after he led IU to the school's only College World Series appearance in 2013. The following season in 2014, Smith led the Hoosiers to the No. 4 national seed in the NCAA Tournament, the first national seed in Big Ten baseball history.

Smith came to Tempe with 18 years of experience as a collegiate head coach, including nine at Miami University (Ohio) and nine at IU, where he was two-time Big Ten Coach of the Year. He led both programs to a pair of NCAA Regional appearances and more than 600 combined career victories.

He tallied more than 40 wins in his final two seasons at IU and led the Hoosiers to consecutive Big Ten Conference Championships for the first time in school history. IU won the Big Ten regular season and B1G Tournament title in 2013, marking the school's first regular season conference championship since 1949 and the first outright crown since 1932, and advanced to the 2013 College World Series, which ended the Big Ten's 29-year CWS absence.

Smith took an IU program that had finished 10th in the Big Ten six times in an eight-year stretch between 2000 and 2007, and led the Hoosiers to an NCAA Regional in 2009 and to the College World Series in 2013. IU notched a program-best 21 conference wins in 2014 and secured eight first team All-Big Ten selections to tie a conference mark for most first team honorees from one school.

Smith's Academic Progress Rate as a head coach increased each season until it reached a perfect 1000 in two-year stretch between 2008-10.

IU saw eight players on 12 occasions be named All-Americans under Smith, including four in 2014, which was the highest total in program history and the second straight season that IU produced three or more All-Americans.

Smith mentored two Big Ten Players of the Year, three Big Ten Pitchers of the Year and a pair of Big Ten Freshman of the Year in nine seasons at IU, and at least one Hoosier earned Freshman All-America honors in six of the past seven seasons in Bloomington.

He has landed three players on the USA Baseball Collegiate National Team and mentored numerous players at all positions, including outfielder Alex Dickerson, who was named Big Ten Player of the Year and won the Big Ten Triple Crown in 2010, right-handed pitcher Aaron Slegers, who was named 2013 Big Ten Pitcher of the Year, and catcher Kyle Schwarber, who was named an All-American by five major college baseball groups in 2014.

In nine years at the helm of the RedHawks baseball program, Smith compiled eight straight 30-win seasons, two NCAA Regional appearances and advanced to the Mid-American Conference Tournament finals six times.

He began his coaching career as head coach at Miami University-Middletown in 1990, served as an assistant coach at Miami (Ohio) from 1993-94 and was the pitching coach at IU from 1995-96.


A four-year letterwinner at Miami (Ohio), Smith was a pitcher and an infielder for the RedHawks, and played three minor league seasons in the Chicago Cubs organization. He also participated in 1992 Major League Scouting Bureau's Professional Scout School as a representative of the Cubs.

Born Feb. 14, 1966, Smith graduated with a bachelor's degree in Education from Miami (Ohio) in 1989 and completed a master's degree in Sport Organization from Miami (Ohio) in 1992.




# 2019 Sun Devil Baseball

## TV/RADIO ROSTER



**Carter Aldrete**  
OF/INF | R/R | Jr.



**Cole Austin**  
INF | R/R | R-Jr.




**Hunter Bishop**  
OF | L/R | Jr.



**Blaze Buzzell**  
RHP | R/R | Fr.



**Dom Cacchione**  
RHP | R/R | Fr.



**Nick Cheema**  
C | R/R | Jr.



**Brady Corrigan**  
RHP | R/R | So.




**RJ Dabovich**  
RHP | R/R | So.




**Colby Davis**  
RHP | R/R | So.



**Myles Denson**  
INF | R/R | Jr.



**Sam Ferri**  
C | R/R | R-So.



**Dusty Garcia**  
OF | L/R | Fr.



**Trevor Hauver**  
OF | L/R | So.



**Luke La Flam**  
RHP | R/R | Fr.




**Will Levine**  
RHP | R/R | Fr.

# 2019 Sun Devil Baseball

TV/RADIO ROSTER



**Marc Lidd**  
INF | R/R | Fr.



**Lyle Lin**  
C | R/R | Jr.




**Alec Marsh**  
RHP | R/R | Jr.



**Chaz Montoya**  
LHP | L/L | Jr.



**Keolu Ramos**  
C | R/R | Jr.



**Sam Romero**  
RHP | R/R | Sr.



**Drew Swift**  
INF | R/R | So.



**Eric Tolman**  
LHP | L/L | Fr.



**Spencer Torkelson**  
INF | R/R | So.



**Boyd Vander Kooi**  
RHP | R/R | So.



**Alika Williams**  
INF | R/R | So.



**Gage Workman**  
INF | S/R | So.



# 2018 Sun Devil Baseball

## CAREER GAME HIGHS

### Aldrete,C

Hits: 3, 10 times  
Doubles: 2 [t-4th], USC, Apr 06, 2018  
Triples: 1 [t-5th], Utah, Apr 20, 2018; Miami (OH), Feb 17, 2018; at Washington, May 13, 2017  
Home runs: 2 [t-1st], Notre Dame, Feb 16, 2019  
Total bases: 9 [t-5th], Notre Dame, Feb 16, 2019  
RBI: 6 [t-2nd], Notre Dame, Feb 16, 2019  
Runs scored: 3 [t-8th], Notre Dame, Feb 16, 2019; Michigan State, Mar 03, 2019; Long Beach State, Mar 11, 2017  
Walks: 2, 9 times  
Hit by pitch: 1, Miami (OH), Feb 18, 2018; Pacific, May 13, 2018; Pacific, May 14, 2018  
Struck out: 3 [t-7th], 7 times  
Sac flies: 2 [t-1st], CSUB, Apr 23, 2017  
Sac bunts: 1 [t-8th], 4 times  
At bats: 6 [t-6th], at San Diego, May 09, 2018  
Stolen bases: 1, Northwestern, Feb 17, 2017; at Pepperdine, Mar 06, 2018; at USC, Mar 24, 2017  
Caught stealing: 1 [t-3rd], 4 times  
Field chances: 11, at Oregon State, Apr 27, 2018  
Putouts: 10, at Oregon State, Apr 27, 2018  
Assists: 6 [t-10th], Miami (OH), Feb 17, 2018

### Bishop,H

Hits: 4 [t-4th], Notre Dame, Feb 17, 2019; New Mexico State, Mar 13, 2019  
Doubles: 1, 15 times  
Triples: 1 [t-5th], 6 times  
Home runs: 2 [t-1st], Michigan State, Mar 01, 2019; New Mexico State, Mar 13, 2019; at Arizona, May 19, 2018  
Total bases: 10 [t-3rd], New Mexico State, Mar 13, 2019; at Arizona, May 19, 2018  
RBI: 5 [t-5th], Xavier, Mar 10, 2019; at Arizona, May 18, 2018  
Runs scored: 5 [t-1st], Xavier, Mar 08, 2019  
Walks: 3 [t-5th], at Long Beach State, Feb 28, 2018  
Hit by pitch: 1, 8 times  
Struck out: 3 [t-7th], Miami (OH), Feb 17, 2018; at Fullerton, Mar 05, 2019; Stanford, May 07, 2017  
Sac flies: 1 [t-4th], Long Beach State, Mar 11, 2017; UCLA, Mar 31, 2017  
Sac bunts: 1 [t-8th], USC, Apr 06, 2018; at Stanford, Apr 15, 2018; at Washington State, Mar 29, 2018  
At bats: 5, 13 times  
Stolen bases: 1, 15 times  
Caught stealing: 1 [t-3rd], 4 times  
Field chances: 8, at Oregon, Apr 30, 2017; at Washington, May 12, 2017; at Arizona, May 19, 2018  
Putouts: 6, at Oregon, Apr 30, 2017  
Assists: 1, at Washington, May 12, 2017; at Arizona, May 19, 2018

### Burzell,B

Innings pitched: 2.0, Notre Dame, Feb 16, 2019; Michigan State, Mar 02, 2019  
Walks allowed: 1, Notre Dame, Feb 16, 2019; at Fullerton, Mar 05, 2019; Xavier, Mar 10, 2019  
Strikeouts: 4, Michigan State, Mar 02, 2019  
Batters faced: 8, Notre Dame, Feb 16, 2019  
Field chances: 2, Notre Dame, Feb 16, 2019  
Putouts: 1, Notre Dame, Feb 16, 2019  
Assists: 1, Notre Dame, Feb 16, 2019

### Cacchione,D

Innings pitched: 2.2, San Diego, Feb 20, 2019  
Walks allowed: 2, Xavier, Mar 08, 2019  
Strikeouts: 2, San Diego, Feb 20, 2019; UC Davis, Feb 24, 2019  
Batters faced: 12, San Diego, Feb 20, 2019  
Field chances: 1, San Diego, Feb 20, 2019

### Cheema,N

Hits: 2, at Utah, May 28, 2017  
Doubles: 1, Arizona, May 20, 2017  
Home runs: 1, at Utah, May 28, 2017  
Total bases: 5, at Utah, May 28, 2017  
RBI: 1, Arizona, May 20, 2017; at Utah, May 28, 2017  
Runs scored: 2, at Utah, May 28, 2017  
Struck out: 1, 4 times  
At bats: 4, at Utah, May 27, 2017; at Utah, May 28, 2017  
Field chances: 3, Notre Dame, Feb 17, 2019  
Putouts: 3, Notre Dame, Feb 17, 2019

### Corrigan,B

Innings pitched: 6.0, Fullerton, Apr 04, 2018  
Walks allowed: 2, 8 times  
Strikeouts: 6, at Fullerton, Mar 05, 2019  
Batters faced: 22, Fullerton, Apr 04, 2018  
Field chances: 2, Fullerton, Apr 04, 2018  
Putouts: 1, 4 times  
Assists: 1, Fullerton, Apr 04, 2018; at Long Beach State, Feb 28, 2018; New Mexico State, Mar 13, 2019  
Runners CS: 1, Fullerton, Apr 04, 2018; at Stanford, Apr 13, 2018

### Dabovich,RJ

Struck out: 1, UC Davis, Feb 24, 2019  
At bats: 1, UC Davis, Feb 24, 2019  
Innings pitched: 7.0, UC Davis, Feb 24, 2019  
Walks allowed: 5 [t-4th], Notre Dame, Feb 17, 2019  
Strikeouts: 6, Xavier, Mar 10, 2019  
Batters faced: 28, Xavier, Mar 10, 2019  
Field chances: 3, UC Davis, Feb 24, 2019  
Putouts: 1, UC Davis, Feb 24, 2019; Xavier, Mar 10, 2019  
Assists: 2, UC Davis, Feb 24, 2019

### Davis,C

Innings pitched: 1.0, 4 times  
Walks allowed: 1, UNC-Wilmington, Mar 10, 2018; Washington, May 05, 2018  
Strikeouts: 2, UNC-Wilmington, Mar 10, 2018  
Batters faced: 8, at UNLV, 04-10-18

### Denson,M

Hits: 3, UC Davis, Feb 23, 2019; Michigan State, Mar 03, 2019; at Washington State, Mar 31, 2018  
Doubles: 1, 4 times  
Triples: 1 [t-5th], UC Davis, Feb 24, 2019; Michigan State, Mar 01, 2019  
Total bases: 5, Michigan State, Mar 01, 2019  
RBI: 3, UC Davis, Feb 23, 2019  
Runs scored: 1, 9 times  
Walks: 2, Northwestern, Feb 18, 2017  
Struck out: 4 [t-1st], at Utah, May 27, 2017  
Sac bunts: 1 [t-8th], Oklahoma State, Mar 04, 2018; at Fullerton, Mar 05, 2019; at Washington, May 13, 2017  
At bats: 5, UC Davis, Feb 23, 2019; Michigan State, Mar 02, 2019; Michigan State, Mar 03, 2019  
Caught stealing: 1 [t-3rd], Loyola Marymount, Mar 04, 2017  
Field chances: 3, 7 times  
Putouts: 3, 6 times  
Assists: 1, Michigan State, Mar 02, 2019

### Ferri,S

Hits: 2, 5 times  
Doubles: 1, 6 times  
Triples: 1 [t-5th], New Mexico State, Mar 13, 2019  
Total bases: 3, Notre Dame, Feb 15, 2019; Xavier, Mar 08, 2019; New Mexico State, Mar 13, 2019  
RBI: 3, Notre Dame, Feb 15, 2019  
Runs scored: 3 [t-8th], Michigan State, Mar 02, 2019  
Walks: 2, at USC, Mar 26, 2017  
Hit by pitch: 1, San Diego, Feb 20, 2019; UC Davis, Feb 24, 2019  
Struck out: 3 [t-7th], Notre Dame, Feb 16, 2019; at TCU, Feb 24, 2017  
Sac bunts: 1 [t-8th], Notre Dame, Feb 17, 2019  
At bats: 5, Michigan State, Mar 02, 2019  
Innings pitched: 0.2, CSUB, Apr 23, 2017  
Walks allowed: 1, at Oregon, Apr 29, 2017  
Batters faced: 4, CSUB, Apr 23, 2017  
Field chances: 15 [t-7th], Michigan State, Mar 02, 2019  
Putouts: 13, Notre Dame, Feb 15, 2019; at TCU, Feb 24, 2017  
Assists: 3, Oklahoma State, Feb 21, 2017; Michigan State, Mar 02, 2019  
Runners CS: 2 [t-1st], Oklahoma State, Feb 21, 2017

### Garcia,D

Hits: 1, San Diego, Feb 20, 2019; Michigan State, Mar 03, 2019; Xavier, Mar 10, 2019  
Doubles: 1, San Diego, Feb 20, 2019  
Total bases: 2, San Diego, Feb 20, 2019  
Runs scored: 1, 4 times  
Walks: 2, Michigan State, Mar 03, 2019  
Struck out: 2, Michigan State, Mar 03, 2019  
At bats: 3, Michigan State, Mar 03, 2019; Xavier, Mar 10, 2019  
Stolen bases: 1, New Mexico State, Mar 13, 2019  
Field chances: 3, San Diego, Feb 20, 2019; Xavier, Mar 10, 2019  
Putouts: 3, Xavier, Mar 10, 2019

### Hauver,T

Hits: 3, 5 times  
Doubles: 2 [t-4th], at Pepperdine, Mar 06, 2018  
Home runs: 2 [t-1st], Michigan State, Mar 03, 2019  
Total bases: 8 [t-9th], Michigan State, Mar 03, 2019  
RBI: 7 [1st], UC Davis, Feb 24, 2019  
Runs scored: 4 [t-3rd], UC Davis, Feb 24, 2019  
Walks: 4 [t-1st], Notre Dame, Feb 16, 2019  
Hit by pitch: 1, at Oregon State, Apr 28, 2018; Arizona, Mar 13, 2018  
Struck out: 3 [t-7th], Michigan State, Mar 02, 2019  
Sac flies: 1 [t-4th], UC Davis, Feb 24, 2019; Oklahoma State, Mar 02, 2018; Xavier, Mar 10, 2019  
At bats: 6 [t-6th], Michigan State, Mar 02, 2019  
Caught stealing: 1 [t-3rd], Michigan State, Mar 01, 2019  
Field chances: 5, Pepperdine, Feb 26, 2019; Xavier, Mar 09, 2019  
Putouts: 4, Pepperdine, Feb 26, 2019; Xavier, Mar 09, 2019  
Assists: 1, UC Davis, Feb 24, 2019; Pepperdine, Feb 26, 2019

### Vander Kooi

Innings pitched: 7.2, Saint Mary's, Feb 25, 2018  
Walks allowed: 4, UC Davis, Feb 23, 2019  
Strikeouts: 9 [t-9th], Saint Mary's, Feb 25, 2018  
Batters faced: 30, Saint Mary's, Feb 25, 2018  
Field chances: 2, 5 times  
Putouts: 2, at Oregon State, Apr 28, 2018; Xavier, Mar 08, 2019; Pacific, May 14, 2018  
Assists: 1, UNC-Wilmington, Mar 11, 2018; Pacific, May 13, 2018; at Arizona, May 17, 2018  
Runners CS: 1, Miami (OH), Feb 18, 2018; Saint Mary's, Feb 25, 2018; Michigan State, Mar 02, 2019

### La Flam,L

Runs scored: 1, Xavier, Mar 10, 2019  
Innings pitched: 1.0, Notre Dame, Feb 16, 2019; UC Davis, Feb 23, 2019  
Strikeouts: 3, UC Davis, Feb 23, 2019  
Batters faced: 4, Notre Dame, Feb 16, 2019

### Levine,W

Innings pitched: 1.0, Michigan State, Mar 03, 2019; Xavier, Mar 08, 2019  
Walks allowed: 3, Notre Dame, Feb 16, 2019  
Strikeouts: 1, Notre Dame, Feb 16, 2019; Michigan State, Mar 03, 2019; Xavier, Mar 08, 2019  
Batters faced: 6, Michigan State, Mar 03, 2019

### Lidd,M

Hits: 1, UC Davis, Feb 24, 2019; Xavier, Mar 08, 2019  
Home runs: 1, Xavier, Mar 08, 2019  
Total bases: 4, Xavier, Mar 08, 2019  
RBI: 1, Xavier, Mar 08, 2019  
Runs scored: 1, Xavier, Mar 08, 2019  
Struck out: 1, UC Davis, Feb 23, 2019  
At bats: 2, Xavier, Mar 08, 2019  
Innings pitched: 1.0, San Diego, Feb 20, 2019  
Walks allowed: 1, San Diego, Feb 20, 2019  
Strikeouts: 1, San Diego, Feb 20, 2019  
Batters faced: 4, San Diego, Feb 20, 2019  
Field chances: 2, UC Davis, Feb 23, 2019; Michigan State, Mar 03, 2019  
Putouts: 2, UC Davis, Feb 23, 2019

### Lin,L

Hits: 4 [t-4th], at Arizona, May 09, 2017  
Doubles: 2 [t-4th], at UNLV, 04-10-18  
Triples: 1 [t-5th], Oregon State, Mar 18, 2017  
Home runs: 1, 7 times  
Total bases: 7, UC Davis, Feb 23, 2019  
RBI: 6 [t-2nd], UC Davis, Feb 23, 2019  
Runs scored: 2, 15 times  
Walks: 2, at UNLV, 04-18-17; Washington St., Apr 14, 2017; UCLA, Mar 31, 2017  
Hit by pitch: 1, 10 times  
Struck out: 4 [t-1st], at Oregon, Apr 28, 2017  
Sac flies: 1 [t-4th], 8 times  
Sac bunts: 1 [t-8th], at Oregon, Apr 29, 2017; at USC, Mar 24, 2017  
At bats: 6 [t-6th], 5 times  
Stolen bases: 2 [t-2nd], New Mexico State, Feb 28, 2017  
Caught stealing: 1 [t-3rd], Washington St., Apr 14, 2017  
Field chances: 16 [t-4th], UNC-Wilmington, Mar 10, 2018  
Putouts: 15 [t-3rd], Washington, May 06, 2018  
Assists: 4, USC, Apr 08, 2018  
Runners CS: 2 [t-1st], Oregon, Mar 16, 2018



#### Marsh,A

Innings pitched: 8.1, USC, Apr 06, 2018  
Walks allowed: 4, UNLV, Mar 20, 2018; Washington, May 04, 2018  
Strikeouts: 10 [t-7th], Notre Dame, Feb 15, 2018  
Batters faced: 32, USC, Apr 06, 2018  
Field chances: 4, Washington, May 04, 2018  
Putouts: 2, USC, Apr 06, 2018; at Oregon State, Apr 27, 2018  
Assists: 3, Washington, May 04, 2018  
Runners CS: 1, UC Davis, Feb 23, 2019; UNLV, Mar 28, 2017

#### Montoya,C

Innings pitched: 6.1, UCLA, Apr 01, 2017  
Walks allowed: 5 [t-4th], at Cal, Apr 08, 2017  
Strikeouts: 6, at USC, Mar 24, 2017  
Batters faced: 30, CSUB, Apr 21, 2017  
Field chances: 4, UCLA, Apr 01, 2017  
Putouts: 1, at Oregon, Apr 30, 2017; Pacific, May 13, 2018; Arizona, May 20, 2017  
Assists: 4, UCLA, Apr 01, 2017  
Runners CS: 2 [t-1st], UCLA, Apr 01, 2017

#### Romero,S

Innings pitched: 7.1, at Stanford, Apr 14, 2018  
Walks allowed: 5 [t-4th], at Oregon State, Apr 28, 2018  
Strikeouts: 8, at Stanford, Apr 14, 2018  
Batters faced: 29, at San Diego, May 09, 2018  
Field chances: 1, 4 times  
Assists: 1, at Stanford, Apr 14, 2018; at Oregon State, Apr 28, 2018; Washington, May 05, 2018  
Runners CS: 2 [t-1st], Oregon, Mar 16, 2018

#### Swift,D

Hits: 3, San Diego, Feb 20, 2019; at Washington State, Mar 31, 2018  
Doubles: 3 [t-1st], San Diego, Feb 20, 2019  
Total bases: 6, San Diego, Feb 20, 2019  
RBI: 3, San Diego, Feb 20, 2019  
Runs scored: 3 [t-8th], 5 times  
Walks: 3 [t-5th], Miami (OH), Feb 18, 2018  
Hit by pitch: 2 [t-1st], Miami (OH), Feb 18, 2018  
Struck out: 3 [t-7th], at San Diego, May 09, 2018  
Sac flies: 1 [t-4th], San Diego, Feb 20, 2019; Oregon, Mar 17, 2018; at UCLA, Mar 25, 2018  
Sac bunts: 2 [t-2nd], at Arizona, May 18, 2018  
At bats: 5, 6 times  
Stolen bases: 1, Oklahoma State, Mar 02, 2018; Oklahoma State, Mar 03, 2018; Oregon, Mar 17, 2018  
Caught stealing: 2 [t-1st], Miami (OH), Feb 17, 2018  
Field chances: 10, Oklahoma State, Mar 03, 2018  
Putouts: 5, at Oregon State, Apr 28, 2018  
Assists: 8 [t-3rd], Pacific, May 14, 2018

#### Tolman,E

Hits: 3, Xavier, Mar 10, 2019  
Total bases: 3, Xavier, Mar 10, 2019  
RBI: 1, Xavier, Mar 10, 2019  
Runs scored: 2, Xavier, Mar 10, 2019  
Hit by pitch: 1, Xavier, Mar 10, 2019  
At bats: 3, Xavier, Mar 10, 2019  
Innings pitched: 5.0, Pepperdine, Feb 26, 2019  
Walks allowed: 2, New Mexico State, Mar 13, 2019

Strikeouts: 4, Xavier, Mar 09, 2019; New Mexico State, Mar 13, 2019  
Batters faced: 19, Pepperdine, Feb 26, 2019  
Field chances: 3, Pepperdine, Feb 26, 2019; Michigan State, Mar 02, 2019  
Putouts: 1, UC Davis, Feb 23, 2019; Pepperdine, Feb 26, 2019; Michigan State, Mar 02, 2019  
Assists: 2, Pepperdine, Feb 26, 2019; Michigan State, Mar 02, 2019  
Runners CS: 1, Pepperdine, Feb 26, 2019

#### Torkelson,S

Hits: 4 [t-4th], Notre Dame, Feb 17, 2019  
Doubles: 2 [t-4th], Miami (OH), Feb 18, 2018; at UCLA, Mar 25, 2018  
Home runs: 2 [t-1st], at Stanford, Apr 14, 2018; Miami (OH), Feb 17, 2018; at Long Beach State, Feb 28, 2018  
Total bases: 9 [t-5th], Miami (OH), Feb 17, 2018; at Long Beach State, Feb 28, 2018  
RBI: 4, Utah, Apr 22, 2018; Notre Dame, Feb 17, 2019; Michigan State, Mar 02, 2019  
Runs scored: 4 [t-3rd], Washington, May 04, 2018  
Walks: 3 [t-5th], at Oregon State, Apr 28, 2018; Michigan State, Mar 03, 2019  
Hit by pitch: 2 [t-1st], Utah, Apr 21, 2018  
Struck out: 3 [t-7th], at San Diego, May 09, 2018  
Sac flies: 1 [t-4th], 6 times  
At bats: 6 [t-6th], Oregon, Mar 17, 2018  
Stolen bases: 1, 4 times  
Caught stealing: 1 [t-3rd], at Arizona, May 18, 2018  
Field chances: 14, Fullerton, Apr 03, 2018; Michigan State, Mar 01, 2019; Oregon, Mar 18, 2018  
Putouts: 14 [t-7th], Oregon, Mar 18, 2018  
Assists: 2, 7 times

#### Williams,A


Hits: 4 [t-4th], Michigan State, Mar 03, 2019  
Doubles: 3 [t-1st], Michigan State, Mar 03, 2019  
Triples: 1 [t-5th], Washington, May 04, 2018  
Home runs: 1, at Fullerton, Mar 05, 2019  
Total bases: 7, Michigan State, Mar 03, 2019  
RBI: 3, Utah, Apr 21, 2018; Michigan State, Mar 03, 2019; at Fullerton, Mar 05, 2019  
Runs scored: 2, 9 times  
Walks: 2, at Oregon State, Apr 29, 2018; Xavier, Mar 08, 2019; Xavier, Mar 10, 2019  
Hit by pitch: 1, 7 times  
Struck out: 2, at Oregon State, Apr 29, 2018; at Washington State, Mar 30, 2018; Pepperdine, Feb 26, 2019  
Sac flies: 1 [t-4th], New Mexico St., Apr 25, 2018; at Arizona, May 19, 2018  
Sac bunts: 1 [t-8th], 6 times  
At bats: 5, 10 times  
Stolen bases: 1, 7 times  
Caught stealing: 1 [t-3rd], 7 times  
Field chances: 9, UNC-Wilmington, Mar 10, 2018; at Washington State, Mar 30, 2018  
Putouts: 4, Saint Mary's, Feb 25, 2018; Oklahoma State, Mar 04, 2018; at Washington State, Mar 30, 2018  
Assists: 6 [t-10th], UNC-Wilmington, Mar 10, 2018

#### Workman,G

Hits: 4 [t-4th], Notre Dame, Feb 16, 2019  
Doubles: 2 [t-4th], Oregon, Mar 18, 2018  
Triples: 2 [t-1st], Oklahoma State, Mar 02, 2018  
Home runs: 1, USC, Apr 08, 2018; at Stanford, Apr 14, 2018  
Total bases: 6, Oklahoma State, Mar 02, 2018  
RBI: 3, Oklahoma State, Mar 03, 2018; Pacific, May 14, 2018  
Runs scored: 3 [t-8th], Notre Dame, Feb 16, 2019  
Walks: 2, UC Davis, Feb 23, 2019; at Arizona, May 18, 2018  
Hit by pitch: 1, 4 times  
Struck out: 4 [t-1st], at Washington State, Mar 31, 2018  
Sac flies: 1 [t-4th], Michigan State, Mar 03, 2019; at Washington State, Mar 31, 2018  
Sac bunts: 2 [t-2nd], at Oregon State, Apr 28, 2018  
At bats: 6 [t-6th], Notre Dame, Feb 16, 2019; at Arizona, May 19, 2018  
Stolen bases: 1, 5 times  
Caught stealing: 1 [t-3rd], USC, Apr 07, 2018  
Field chances: 7, Pepperdine, Feb 26, 2019


# 2018 Sun Devil Baseball

## GAME BY GAME



### Carter ALDRETE #21 INF/OF

Junior - 6'2 - 205  
Bats/Throws: R/R  
Monterey, Calif.  
Monterey



### Hunter BISHOP #4 OF

Junior - 6'5 - 210  
Bats/Throws: L/R  
Ramona, Calif.  
Ramona

Date	Opponent	Pos	AB	R	H	RBI	2B	3B	HR	BB	SB	CS	HBP	SAC	SF	GDP	K	PO	A	E	Avg	
Feb 15	NOTRE DAME	*of	4	1	0	0	0	0	0	1	0	0	0	0	0	0	2	3	0	0	.000	
Feb 16	NOTRE DAME	*of/2b	5	3	3	6	0	0	2	1	0	0	0	0	0	0	1	1	1	0	.333	
Feb 17	NOTRE DAME	*of/2b	3	1	1	2	0	0	0	1	0	0	0	0	0	1	0	2	0	0	.333	
Feb 20	SAN DIEGO	*of	3	1	1	1	0	0	0	0	0	0	0	0	0	0	1	0	0	0	.333	
Feb 23	UC DAVIS	*of	4	0	0	0	0	0	0	0	0	0	0	0	0	0	1	3	0	0	.263	
Feb 23	UC DAVIS-2	*of/2b	5	1	2	0	0	0	0	0	0	0	0	0	0	0	1	1	0	0	.292	
Feb 24	UC DAVIS	*of/2b	5	1	1	3	0	0	0	0	0	0	0	0	0	0	0	1	4	0	.276	
Feb 26	PEPPERDINE	*of	3	0	1	0	0	0	0	1	0	0	0	0	0	0	1	4	0	0	.281	
Mar 01	MICHIGAN STATE	*2b	5	0	0	0	0	0	0	0	0	0	0	0	0	0	0	1	4	0	.243	
Mar 02	MICHIGAN STATE	*2b	4	0	1	1	1	0	0	0	0	0	0	0	0	1	0	2	3	0	.244	
Mar 03	MICHIGAN STATE	*2b	5	3	3	3	0	0	1	0	0	0	0	0	0	0	0	2	1	0	.283	
Mar 05	at Fullerton	*2b	4	1	1	0	1	0	0	1	0	0	0	0	0	1	1	5	4	1	.280	
Mar 08	XAVIER	*2b	5	1	3	2	0	0	1	0	0	0	0	0	0	0	1	1	2	0	.325	
Mar 09	XAVIER	*2b	3	1	1	1	0	0	0	1	0	0	0	0	0	0	1	1	3	0	.310	
Mar 10	XAVIER	*2b	5	0	1	1	0	0	0	0	0	0	0	0	0	0	2	3	2	0	.302	
Mar 13	NEW MEXICO STATE	*2b	3	0	0	0	0	0	0	0	0	0	0	0	0	0	2	0	2	0	.288	
Totals			165	66	14	19	20	2	0	4	8	0	0	0	0	3	2	15	29	26	1	.288

On base pct. .351 • Slugging pct. .500

Date	Opponent	Pos	AB	R	H	RBI	2B	3B	HR	BB	SB	CS	HBP	SAC	SF	GDP	K	PO	A	E	Avg
Feb 15	NOTRE DAME	*of	4	2	2	0	1	0	0	1	1	0	0	0	0	0	0	0	0	0	.500
Feb 16	NOTRE DAME	*of	5	2	2	2	1	0	0	0	0	0	0	0	0	0	1	0	5	0	.444
Feb 17	NOTRE DAME	*of	5	3	4	3	1	0	1	0	0	0	0	0	0	0	0	2	0	0	.571
Feb 20	SAN DIEGO	*of	4	2	1	0	1	0	0	0	0	0	0	0	0	0	0	1	3	0	.500
Feb 23	UC DAVIS-1	*of	3	0	0	0	0	0	0	1	0	0	0	0	0	0	0	2	1	0	.429
Feb 23	UC DAVIS-2	*of	3	3	1	1	0	0	1	2	0	0	0	0	0	0	0	1	0	0	.417
Feb 24	UC DAVIS	*of	2	1	1	1	0	0	0	2	0	0	0	0	0	0	0	0	0	0	.423
Feb 26	PEPPERDINE	*of	3	1	0	0	0	0	0	1	1	0	0	0	0	0	1	2	0	0	.379
Mar 01	MICHIGAN STATE	*of	4	2	2	4	0	0	2	1	0	0	0	0	0	0	0	1	3	0	.394
Mar 02	MICHIGAN STATE	*of	5	0	1	0	0	0	0	0	0	0	0	0	0	0	0	1	1	0	.368
Mar 03	MICHIGAN STATE	*of	4	2	1	2	0	0	1	2	1	0	0	0	0	0	0	0	1	0	.357
Mar 05	at Fullerton	*of	5	1	2	0	0	1	0	0	0	0	0	0	0	0	0	3	0	0	.362
Mar 08	XAVIER	*of	2	5	2	3	1	0	1	2	1	0	1	0	0	0	0	0	4	0	.388
Mar 09	XAVIER	*of	4	2	2	1	0	0	1	0	0	0	0	0	0	0	0	3	0	0	.396
Mar 10	XAVIER	*of	5	1	3	5	0	0	1	0	1	0	0	0	0	0	0	4	0	0	.414
Mar 13	NEW MEXICO STATE	*of	4	3	4	3	0	0	2	1	1	0	0	0	0	0	0	4	0	0	.452
Totals			165	62	30	28	25	5	1	10	13	7	0	3	0	0	1	10	33	0	.452

On base pct. .564 • Slugging pct. 1.048



### Blake BURZELL #24 OF

Freshman - 6'6 - 225  
Bats/Throws: R/R  
Laguna Beach, Calif.  
Laguna Beach



### Dom CACCHIONE #35 RHP


Freshman - 6'2 - 175  
Bats/Throws: R/R  
Menlo Park, Calif.  
Sacred Heart Prep

Date	Opponent	GS	IP	H	R	ER	BB	SO	2B	3B	HR	WP	BK	HBP	IBB	Score	W-L	Sv	FRA	NP
Feb 16	NOTRE DAME	2.0	1	0	0	1	2	0	0	0	0	0	0	0	0	20-7	1-0	0	0.00	32
Feb 17	NOTRE DAME	0.2	1	0	0	0	0	0	0	0	0	0	0	0	0	16-5	1-0	0	0.00	10
Feb 23	UC DAVIS-2	1.0	0	0	0	0	0	0	0	0	0	0	0	0	0	13-3	1-0	0	0.00	10
Feb 26	PEPPERDINE	1.2	0	0	0	0	0	1	0	0	0	0	0	0	0	4-3	1-0	1	0.00	29
Mar 02	MICHIGAN STATE	2.0	0	0	0	0	4	0	0	0	0	0	0	0	0	8-5	1-0	1	0.00	38
Mar 05	at Fullerton	0.1	0	3	2	1	1	0	0	0	0	0	0	0	0	6-4	1-0	1	2.35	16
Mar 10	XAVIER	1.0	3	3	3	1	0	1	0	0	0	0	0	0	0	11-6	1-0	1	5.19	19
Mar 13	NEW MEXICO STATE	0.2	1	0	0	0	0	0	0	0	0	0	0	0	0	7-3	1-0	1	4.82	12
		0	9.1	6	6	5	3	8	1	0	0	0	0	0	0	85-36	1-0	1	4.82	-

Date	Opponent	GS	IP	H	R	ER	BB	SO	2B	3B	HR	WP	BK	HBP	IBB	Score	W-L	Sv	FRA	NP
Feb 16	NOTRE DAME		0.2	0	0	0	0	0	0	0	0	0	0	0	0	20-7	0-0	0	0.00	6
Feb 20	SAN DIEGO		2.2	3	2	1	1	2	1	0	0	0	0	0	0	12-2	0-0	0	2.70	39
Feb 24	UC DAVIS		2.0	2	1	0	0	2	0	0	0	0	0	0	1	17-2	0-0	0	1.69	29
Mar 03	MICHIGAN STATE		1.0	0	0	0	0	1	0	0	0	0	0	0	0	13-2	0-0	0	1.42	10
Mar 08	XAVIER		1.0	0	0	0	2	1	0	0	0	0	0	0	0	12-0	0-0	0	1.23	26
Totals		0	7.1	5	3	1	3	6	1	0	0	0	0	0	2	74-13	0-0	0	1.23	-

# 2018 Sun Devil Baseball

## GAME BY GAME



**Nick**  
**CHEEMA** **#40**  
**C**

Junior - 5'11 - 195  
Bats/Throws: R/R  
Weatherford, Calif.  
Aleda/Central Arizona

Date	Opponent	Pos	AB	R	H	RBI	2B	3B	HR	BB	SB	CS	HBP	SAC	SF	GDP	K	PO	A	E	Avg
Feb 17	NOTRE DAME	ph/c	1	0	0	0	0	0	0	0	0	0	0	0	0	0	1	0	0	0	.000
Feb 23	UC DAVIS-2	ph	1	0	0	0	0	0	0	0	0	0	0	0	0	0	0	0	0	0	.333
Feb 24	UC DAVIS	ph	1	0	1	0	0	0	0	0	0	0	0	0	0	0	1	0	0	0	.250
Mar 03	MICHIGAN STATE	ph/c	1	0	0	0	0	0	0	0	0	0	0	0	0	0	0	0	0	0	.200
Mar 08	XAVIER	ph	1	0	0	0	0	0	0	0	0	0	0	0	0	0	0	0	0	0	.200
Totals		Ogs	5	0	1	0	0	0	0	0	0	0	0	0	0	0	3	4	0	0	

On base pct. .200 • Slugging pct. .200



**Brady**  
**CORRIGAN** **#30**  
**RHP**

Sophomore - 6'2 - 210  
Bats/Throws: R/R  
Plainfield, Ill.  
Plainfield North

Date	Opponent	GS	IP	H	R	ER	BB	SO	2B	3B	HR	WP	BK	HBP	IBS	Score	W-L	Sv	ERA	NP
Feb 15	NOTRE DAME	0.2	0	0	0	0	1	1	0	0	0	0	0	0	0	10-1	0-0	0	0.00	16
Feb 17	NOTRE DAME	1.0	1	0	0	0	0	1	0	0	0	0	0	0	0	16-5	0-0	0	0.00	15
Feb 20	SAN DIEGO	2.2	1	0	0	0	3	1	0	0	0	1	0	0	0	12-2	0-0	0	0.00	33
Feb 26	PEPPERDINE	2.0	3	1	1	0	2	1	0	0	0	0	0	0	0	4-5	1-0	0	1.42	30
Mar 02	MICHIGAN STATE	1.0	1	1	1	1	2	0	0	0	0	0	0	0	0	8-5	1-0	0	2.45	17
Mar 05	at Fullerton	2.2	1	0	0	2	6	0	0	0	0	0	0	0	0	6-4	2-0	0	1.80	46
Mar 10	XAVIER	1.1	1	0	0	2	3	0	0	0	0	0	0	0	0	11-6	2-0	0	1.59	34
Mar 13	NEW MEXICO STATE	1.1	2	2	2	2	2	0	0	0	0	0	0	0	0	7-3	2-0	0	2.84	34
Totals		0	12.2	10	4	4	8	20	1	0	0	1	0	0	0	74-29	2-0	0	2.84	-



**RJ**  
**DABOVICH** **#11**  
**RHP**


Sophomore - 6'3 - 215  
Bats/Throws: R/R  
Pueblo, Colo.  
Pueblo West/Central Arizona



**Colby**  
**DAVIS** **#22**  
**RHP**

Sophomore - 6'8 - 235  
Bats/Throws: R/R  
Scottsdale, Ariz.  
Chaparral

Date	Opponent	GS	IP	H	R	ER	BB	SO	2B	3B	HR	WP	BK	HBP	IBB	Score	W-L	Sv	ERA	NP
Feb 17	NOTRE DAME	*	5.0	4	3	3	5	4	1	0	0	0	0	0	0	16-5	1-0	0	5.40	88
Feb 24	UC DAVIS	*	7.0	4	1	1	1	3	1	0	1	0	0	1	0	17-2	2-0	0	3.00	78
Mar 03	MICHIGAN STATE	*	6.0	4	1	1	2	5	0	0	0	1	0	0	0	13-2	3-0	0	2.50	74
Mar 10	XAVIER	*	6.1	5	3	1	3	6	2	0	1	0	0	0	0	11-6	4-0	0	2.22	90
Totals		4	24.1	17	8	6	11	18	4	0	2	1	0	1	0	57-15	4-0	0	2.22	-



## Myles DENSON

#17  
OF

Junior - 6'2 - 185  
Bats/Throws: R/R  
Las Vegas, Nev.  
Bishop Gorman



## Sam FERRI

#9  
C

RS Sophomore - 5'11 - 185  
Bats/Throws: R/R  
Norridge, Ill.  
Notre Dame College

Date	Opponent	Pos	AB	R	H	RBI	2B	3B	HR	BB	SB	CS	HBP	SAC	SF	GDP	K	PO	A	E	Avg
Feb 15	NOTRE DAME	ph/dh	1	0	0	0	0	0	0	0	0	0	0	0	0	0	0	0	0	0	.000
Feb 16	NOTRE DAME	ph	1	0	1	0	0	0	0	0	0	0	0	0	0	0	0	0	0	0	.500
Feb 17	NOTRE DAME	ph	1	0	1	0	0	0	0	0	0	0	0	0	0	0	0	0	0	0	.500
Feb 20	SAN DIEGO	ph	1	0	1	0	0	0	0	0	0	0	0	0	0	0	0	0	0	0	.667
Feb 23	UC DAVIS-2	dh	5	1	3	3	1	0	0	0	0	0	0	0	0	0	1	0	0	0	.625
Feb 24	UC DAVIS	ph/of	2	1	1	0	0	1	0	0	0	0	0	0	0	1	0	1	0	0	.600
Mar 01	MICHIGAN STATE	*of	4	1	2	1	1	1	0	0	0	0	0	0	0	0	0	0	0	0	.571
Mar 02	MICHIGAN STATE	*of	5	1	1	0	0	0	0	0	0	0	0	0	0	0	2	1	0	0	.474
Mar 03	MICHIGAN STATE	*of	5	0	3	1	0	0	0	0	0	0	0	0	0	0	0	1	0	0	.500
Mar 05	at Fullerton	*of	3	0	0	0	0	0	0	0	0	0	0	0	0	0	1	3	0	0	.444
Mar 08	XAVIER	*of	3	0	0	0	0	0	0	0	0	0	0	0	0	0	0	3	0	0	.400
Mar 09	XAVIER	*of	3	0	0	0	0	0	0	1	0	0	0	0	0	0	1	1	0	0	.364
Mar 13	NEW MEXICO STATE	*of	4	0	1	0	0	0	0	0	0	0	0	0	0	0	1	2	0	0	.351
Totals		9gs	37	5	13	6	2	2	0	2	0	0	0	0	1	0	1	4	13	1	.351

On base pct. .385 • Slugging pct. .514

Date	Opponent	Pos	AB	R	H	RBI	2B	3B	HR	BB	SB	CS	HBP	SAC	SF	GDP	K	PO	A	E	Avg
Feb 15	NOTRE DAME	*c	4	1	2	3	1	0	0	0	0	0	0	0	0	0	0	1	13	1	.500
Feb 16	NOTRE DAME	*c	3	0	0	0	0	0	0	1	0	0	0	0	0	0	0	3	5	1	.286
Feb 17	NOTRE DAME	*c	3	1	0	0	0	0	0	0	0	0	0	0	0	0	0	5	1	0	.200
Feb 20	SAN DIEGO	*c	3	2	1	2	0	0	0	0	0	0	0	0	0	0	0	4	2	0	.231
Feb 23	UC DAVIS-1	*c	3	0	2	0	0	0	0	0	0	0	0	0	0	0	0	6	1	0	.312
Feb 24	UC DAVIS	*c	1	2	0	0	0	0	0	1	0	0	0	0	0	0	0	2	0	0	.294
Feb 26	PEPPERDINE	*c	3	1	1	0	1	0	0	0	0	0	0	0	0	0	0	1	5	0	.300
Mar 01	MICHIGAN STATE	*c	4	2	2	1	0	0	0	0	0	0	0	0	0	0	0	1	6	1	.333
Mar 02	MICHIGAN STATE	*c	5	3	2	0	0	0	0	0	0	0	0	0	0	0	0	1	12	3	.345
Mar 05	at Fullerton	*c	4	0	0	1	0	0	0	0	0	0	0	0	0	0	0	11	1	0	.303
Mar 08	XAVIER	*c	3	0	2	1	1	0	0	0	0	0	0	0	0	0	0	1	6	0	.333
Mar 09	XAVIER	*c	3	1	1	0	1	0	0	1	0	0	0	0	0	0	0	9	0	0	.333
Mar 13	NEW MEXICO STATE	*c	4	0	1	1	0	1	0	0	0	0	0	0	0	0	0	1	12	0	.326
Totals		19gs	43	13	14	9	4	1	0	3	0	0	0	0	2	1	0	9	86	11	.326

On base pct. .396 • Slugging pct. .465



## Dusty GARCIA

#10  
OF

Freshman - 6'0 - 175  
Bats/Throws: L/R  
Port Orchard, Wash.  
South Kitsap



## Trevor HAUVER

#18  
OF

Sophomore - 6'0 - 205  
Bats/Throws: L/R  
Chandler, Ariz.  
Perry


Date	Opponent	Pos	AB	R	H	RBI	2B	3B	HR	BB	SB	CS	HBP	SAC	SF	GDP	K	PO	A	E	Avg
Feb 15	NOTRE DAME	*of	2	0	0	0	0	0	0	0	0	0	0	0	0	0	0	0	0	0	.000
Feb 16	NOTRE DAME	ph/of	1	0	0	0	0	0	0	0	0	0	0	0	0	0	0	1	0	0	.000
Feb 17	NOTRE DAME	ph/of	1	0	1	0	1	0	0	0	0	0	0	0	0	0	0	2	0	1	.250
Feb 20	SAN DIEGO	of	0	1	0	0	0	0	0	0	0	0	0	0	0	0	0	0	0	0	.250
Feb 23	UC DAVIS-1	ph/of	0	1	0	0	0	0	0	0	0	0	0	0	0	0	0	0	0	0	.250
Feb 23	UC DAVIS-2	ph/of	2	0	0	0	0	0	0	0	0	0	0	0	0	0	0	0	0	0	.167
Feb 24	UC DAVIS	of/cf	1	0	0	0	0	0	0	1	0	0	0	0	0	0	0	1	0	0	.143
Mar 01	MICHIGAN STATE	ph/of	1	0	0	0	0	0	0	0	0	0	0	0	0	0	0	0	0	0	.125
Mar 03	MICHIGAN STATE	*dh	3	1	1	0	0	0	0	2	0	0	0	0	0	0	0	2	0	0	.182
Mar 08	XAVIER	ph/of	1	0	0	0	0	0	0	1	0	0	0	0	0	0	0	1	1	0	.167
Mar 10	XAVIER	*of	3	1	1	0	0	0	0	1	0	0	0	0	0	0	0	1	3	0	.200
Mar 13	NEW MEXICO STATE	ph/of	0	1	0	0	0	0	0	0	1	0	0	0	0	0	0	0	1	0	.200
Totals		2gs	15	4	3	0	1	0	0	5	1	0	0	0	0	0	0	4	9	0	.200

On base pct. .400 • Slugging pct. .267

Date	Opponent	Pos	AB	R	H	RBI	2B	3B	HR	BB	SB	CS	HBP	SAC	SF	GDP	K	PO	A	E	Avg
Feb 15	NOTRE DAME	*of	1	1	0	0	0	0	0	3	0	0	0	0	0	0	0	0	1	0	.000
Feb 16	NOTRE DAME	*of	2	3	1	0	0	0	0	4	0	0	0	0	0	0	0	1	1	0	.333
Feb 17	NOTRE DAME	*of	5	2	1	0	0	0	0	1	0	0	0	0	0	0	0	1	1	0	.250
Feb 20	SAN DIEGO	*of	3	1	1	0	0	0	0	3	0	0	0	0	0	0	0	2	3	0	.273
Feb 23	UC DAVIS-1	*of	4	1	2	1	1	0	0	0	0	0	0	0	0	0	0	0	1	0	.333
Feb 23	UC DAVIS-2	*of	5	1	2	0	0	0	0	0	0	0	0	0	0	0	0	2	1	0	.350
Feb 24	UC DAVIS	*of/2b	4	4	3	7	1	0	1	1	0	0	0	0	0	0	0	3	1	0	.417
Feb 26	PEPPERDINE	*of	4	1	1	2	0	0	1	0	0	0	0	0	0	0	0	1	4	1	.393
Mar 01	MICHIGAN STATE	*of	3	0	1	0	0	0	0	1	0	1	0	0	0	0	0	2	0	0	.387
Mar 02	MICHIGAN STATE	*of	6	2	3	1	1	0	0	0	0	0	0	0	0	0	0	3	3	0	.405
Mar 03	MICHIGAN STATE	*of	5	2	3	0	0	0	2	1	0	0	0	0	0	0	0	1	2	0	.405
Mar 05	at Fullerton	*of	5	0	2	1	1	0	0	0	0	0	0	0	0	0	0	1	1	0	.404
Mar 08	XAVIER	*of	5	0	0	0	0	0	0	0	0	0	0	0	0	0	0	3	0	0	.365
Mar 09	XAVIER	*of	5	1	1	0	0	0	1	0	0	0	0	0	0	0	0	2	4	0	.351
Mar 10	XAVIER	*of	3	2	2	2	0	0	0	1	0	0	0	0	0	0	0	1	0	0	.367
Mar 13	NEW MEXICO STATE	*of	4	2	3	1	0	0	1	1	0	0	0	0	0	0	0	0	1	0	.391
Totals		16gs	64	23	25	20	4	0	6	16	0	1	0	0	2	0	15	31	2	2	.391

On base pct. .500 • Slugging pct. .734





## Luke LaFlam #29 RHP

Freshman - 6'2 - 200  
Bats/Throws: R/R  
Aurora, Colo.  
Grandview

Date	Opponent	GS	IP	H	R	ER	BB	SO	2B	3B	HR	WP	BK	HBP	IBB	Score	W-L	Sv	ERA	NP
Feb 16	NOTRE DAME		1.0	2	0	0	0	1	0	0	0	0	0	0	0	20-7	0-0	0	0.00	15
Feb 23	UC DAVIS-2		1.0	0	0	0	0	3	0	0	0	0	0	0	0	13-3	0-0	0	0.00	12
Totals		0	2.0	2	0	0	0	4	0	0	0	0	0	0	0	33-10	0-0	0	0.00	-



## Will LEVINE #12 RHP

Sophomore - 6'2 - 200  
Bats/Throws: R/R  
Mission Viejo, Calif.  
Mission Viejo

Date	Opponent	GS	IP	H	R	ER	BB	SO	2B	3B	HR	WP	BK	HBP	IBB	Score	W-L	Sv	ERA	NP
Feb 16	NOTRE DAME		0.1	1	2	2	3	1	0	0	0	0	1	0	0	20-7	0-0	0	54.00	19
Mar 03	MICHIGAN STATE		1.0	2	1	1	0	1	0	0	0	1	0	0	0	13-2	0-0	0	20.25	19
Mar 08	XAVIER		1.0	0	0	0	0	1	0	0	0	0	0	0	0	12-0	0-0	0	11.57	10
Totals		0	2.1	3	3	3	3	3	0	0	0	1	1	0	0	45-9	0-0	0	11.57	-



## Marc LIDD #31 INF

Freshman - 6'4 - 210  
Bats/Throws: R/R  
Irvine, Calif.  
Crean Lutheran

Date	Opponent	Pos	AB	R	H	RBI	2B	3B	HR	BB	SB	CS	HBP	SAC	SF	GDP	K	PO	A	E	Avg
Feb 17	NOTRE DAME	ph/1b	1	0	0	0	0	0	0	0	0	0	0	0	0	0	1	0	0	0	.000
Feb 23	UC DAVIS-2	ph/1b	1	0	0	0	0	0	0	0	0	0	0	0	0	0	1	2	0	0	.000
Feb 24	UC DAVIS	1b	1	0	1	0	0	0	0	0	0	0	0	0	0	0	0	1	0	0	.333
Mar 03	MICHIGAN STATE	ph/2b	1	0	0	0	0	0	0	0	0	0	0	0	0	0	1	0	1	0	.250
Mar 08	XAVIER	ph/1b	2	1	1	1	0	0	1	0	0	0	0	0	0	0	0	0	0	0	.333
Mar 10	XAVIER	ph	1	0	0	0	0	0	0	0	0	0	0	0	0	0	0	0	0	0	.286
Totals		ogs	7	1	2	1	0	0	1	0	0	0	0	0	0	0	1	5	0	1	.286

On base pct. .286 • Slugging pct. .714

### #31 Lidd, Marc - 1 appearance (All games)

Date	Opponent	GS	IP	H	R	ER	BB	SO	2B	3B	HR	WP	BK	HBP	IBB	Score	W-L	Sv	ERA	NP
Feb 20	SAN DIEGO		1.0	0	0	0	1	1	0	0	0	0	0	0	0	12-2	0-0	0	0.00	17
Totals		0	1.0	0	0	0	1	1	0	0	0	0	0	0	0	12-2	0-0	0	0.00	-




## Lyle LIN #22 RHP

Sophomore - 6'8 - 235  
Bats/Throws: R/R  
Scottsdale, Ariz.  
Chaparral

Date	Opponent	Pos	AB	R	H	RBI	2B	3B	HR	BB	SB	CS	HBP	SAC	SF	GDP	K	PO	A	E	Avg
Feb 15	NOTRE DAME	*dh	3	1	1	2	0	0	0	1	0	0	0	0	0	0	0	0	0	0	.333
Feb 16	NOTRE DAME	*dh/c	6	2	3	3	0	0	0	0	0	0	0	0	0	0	1	2	0	0	.444
Feb 17	NOTRE DAME	*dh	3	2	1	2	0	0	0	1	0	0	0	0	0	1	0	0	0	0	.417
Feb 20	SAN DIEGO	*dh/c	4	1	0	0	0	0	0	1	0	0	0	0	0	0	3	3	0	0	.312
Feb 23	UC DAVIS-1	*dh/c	3	0	0	1	0	0	0	0	0	0	0	0	0	1	0	0	0	0	.263
Feb 23	UC DAVIS-2	*c	5	2	3	6	1	0	1	0	0	0	0	0	0	0	0	0	12	1	.333
Feb 24	UC DAVIS	*dh/c	6	1	2	2	1	0	0	0	0	0	0	0	0	0	1	4	0	0	.333
Feb 26	PEPPERDINE	*dh	4	1	2	1	0	0	1	0	0	0	0	0	0	0	1	0	0	0	.363
Mar 01	MICHIGAN STATE	*dh/c	4	0	3	1	0	0	0	1	0	0	0	0	0	0	0	0	1	0	.356
Mar 02	MICHIGAN STATE	*dh	4	0	0	1	0	0	0	1	0	0	0	0	0	0	1	0	0	0	.357
Mar 03	MICHIGAN STATE	*c	4	2	1	0	0	0	0	1	0	0	0	0	0	0	0	8	0	0	.348
Mar 05	at Fullerton	*dh	3	0	0	1	0	0	0	0	0	0	0	0	0	1	0	0	0	0	.327
Mar 08	XAVIER	*dh/c	4	1	3	4	0	0	1	0	0	0	0	0	0	1	0	2	0	0	.358
Mar 09	XAVIER	*dh	4	2	2	1	1	0	0	0	0	0	0	0	0	0	0	0	0	0	.368
Mar 10	XAVIER	*c	4	1	0	0	0	0	0	1	0	0	0	0	0	0	0	9	0	0	.344
Mar 13	NEW MEXICO STATE	*dh	5	0	0	0	0	0	0	0	0	0	0	0	0	0	2	0	0	0	.318
Totals		16gs	66	16	21	25	3	0	3	7	0	0	0	0	0	4	0	9	41	1	.318

On base pct. .364 • Slugging pct. .500



## Alec MARSH #8 RHP

Junior - 6'2 - 220  
Bats/Throws: R/R  
Milwaukee, Wis.  
Ronald Reagan


Date	Opponent	GS	IP	H	R	ER	BB	SO	2B	3B	HR	WP	BK	HBP	IBB	Score	W-L	Sv	ERA	NP
Feb 15	NOTRE DAME	*	6.2	4	1	1	1	10	1	0	1	0	0	0	0	10-1	1-0	0	1.35	88
Feb 23	UC DAVIS-1	*	8.0	7	2	1	1	5	2	0	0	0	0	1	0	3-2	2-0	0	1.23	101
Mar 01	MICHIGAN STATE	*	7.0	5	0	0	2	6	1	0	0	0	0	0	0	8-0	3-0	0	0.83	96
Mar 05	at Fullerton	*	2.0	2	1	0	1	3	1	0	0	0	0	0	0	6-4	3-0	0	0.76	41
Mar 09	XAVIER	*	5.0	6	3	1	3	6	2	0	1	1	0	0	0	8-3	4-0	0	0.94	88
Totals		4	28.2	24	7	3	8	30	7	0	2	1	0	1	0	35-10	4-0	0	0.84	-



## Chaz MONTOYA #3 LHP

Junior - 6'0 - 160  
Bats/Throws: L/L  
Glendale, Ariz.  
Centennial


Date	Opponent	GS	IP	H	R	ER	BB	SO	2B	3B	HR	WP	BK	HBP	IBB	Score	W-L	Sv	ERA	NP
Feb 15	NOTRE DAME		1.0	0	0	0	0	0	0	0	0	0	0	0	0	0-0	0-0	0	0.00	16
Feb 17	NOTRE DAME		1.0	2	1	1	2	2	0	0	1	0	0	0	0	15-5	0-0	0	4.50	29
Feb 20	SAN DIEGO		1.1	1	0	0	1	3	0	0	0	0	0	0	0	0-0	1-0	0	2.70	26
Feb 23	UC DAVIS-2		1.0	0	0	0	0	2	0	0	0	0	0	0	0	13-3	1-0	0	2.08	13
Feb 26	PEPPERDINE		0.1	1	1	0	0	0	0	0	0	0	0	0	0	4-3	1-0	0	1.93	7
Mar 03	MICHIGAN STATE		1.0	1	0	0	0	2	0	0	0	0	0	0	0	0-0	13-2	1-0	1.59	18
Mar 05	at Fullerton		1.2	0	0	0	0	0	0	0	0	0	0	0	0	6-4	1-0	0	1.23	15
Mar 10	XAVIER		0.1	0	0	0	0	0	0	0	0	0	0	0	0	11-8	1-0	0	1.17	6
Mar 13	NEW MEXICO STATE		1.2	0	0	0	3	0	0	0	0	0	0	0	0	7-3	1-0	1	0.96	16
Totals		0	9.1	5	2	1	3	12	0	0	1	0	0	0	0	102-35	1-0	1	0.96	-



## Sam ROMERO #26 RHP

Freshman - 6'2 - 195  
Bats/Throws: R/R  
Phoenix, Ariz.  
Alhambra/Phoenix College

Date	Opponent	GS	IP	H	R	ER	BB	SO	2B	3B	HR	WP	BK	HBP	IBB	Score	W-L	Sv	ERA	NP
Feb 15	NOTRE DAME		0.1	1	0	0	0	0	0	0	0	0	0	0	0	20-7	0-0	0	0.00	9
Feb 17	NOTRE DAME		0.2	0	0	0	2	1	0	0	0	0	0	0	0	16-5	0-0	0	0.00	18
Feb 20	SAN DIEGO	*	1.1	3	0	0	1	0	0	0	0	0	0	1	0	12-2	0-0	0	0.00	31
Feb 23	UC DAVIS-2		1.0	2	1	1	0	0	0	0	1	0	0	0	0	13-3	0-0	0	2.70	15
Mar 01	MICHIGAN STATE		2.0	2	0	0	2	0	0	0	1	0	0	0	0	8-0	0-0	0	1.69	25
Mar 05	at Fullerton	*	2.1	4	0	0	0	2	1	0	0	0	0	0	0	6-4	0-0	0	1.17	38
Mar 09	XAVIER	*	1.0	0	0	0	0	0	0	0	0	0	0	0	0	8-3	0-0	0	1.04	8
Mar 13	NEW MEXICO STATE	*	2.2	3	1	1	0	3	0	0	1	0	0	1	0	7-3	0-0	0	1.59	49
Totals		3	11.1	15	2	2	3	8	1	0	2	1	0	2	0	90-27	0-0	0	1.59	-



## Drew SWIFT #6 INF

Sophomore - 6'0 - 155  
Bats/Throws: R/R  
Chandler, Ariz.  
Hamilton

Date	Opponent	Pos	AB	R	H	RBI	2B	3B	HR	BB	SB	CS	HBP	SAC	SF	GDP	K	PO	A	E	Avg
Feb 15	NOTRE DAME	*2b	3	1	0	0	0	0	0	1	0	0	0	0	0	0	0	0	2	0	0.000
Feb 16	NOTRE DAME	*2b/ss	5	3	2	1	1	0	0	0	0	0	0	0	0	0	0	0	2	5	0.250
Feb 17	NOTRE DAME	*2b/ss	3	3	1	2	0	0	0	2	0	0	0	0	0	0	0	0	3	3	0.273
Feb 20	SAN DIEGO	*2b	4	1	3	3	3	0	0	0	0	0	0	0	1	0	0	1	3	0	0.400
Feb 23	UC DAVIS-1	*2b	2	1	1	0	0	0	0	0	0	0	0	1	0	1	0	4	4	0	0.412
Feb 23	UC DAVIS-2	*2b/ss	3	1	0	0	0	0	2	0	0	0	0	0	0	0	1	1	5	0	0.350
Feb 24	UC DAVIS	*2b/ss	2	3	2	1	0	0	0	1	0	0	0	0	0	0	0	3	1	0	0.409
Feb 26	PEPPERDINE	*2b	3	0	0	0	0	0	0	0	0	0	0	0	0	0	0	3	1	1	0.360
Totals		8gs	25	13	9	7	4	0	6	0	0	0	0	1	1	1	1	17	24	1	0.360

On base pct. .469 • Slugging pct. .520



## Erik TOLMAN #15 LHP


Freshman - 6'2 - 190  
Bats/Throws: L/L  
Lake Forest, Calif.  
El Toro

Date	Opponent	Pos	AB	R	H	RBI	2B	3B	HR	BB	SO	CS	HBP	SAC	SF	GDP	K	PO	A	E	Avg
Feb 17	NOTRE DAME	p	0	0	0	0	0	0	0	0	0	0	0	0	0	0	0	1	0	0	.000
Feb 23	UC DAVIS-1	p	0	0	0	0	0	0	0	0	0	0	0	0	0	0	0	1	0	0	.000
Feb 23	UC DAVIS-2	of	0	0	0	0	0	0	0	0	0	0	0	0	0	0	0	0	0	0	.000
Feb 24	UC DAVIS	of/1b	2	0	0	0	0	0	0	0	0	0	0	0	0	0	0	0	0	0	.000
Feb 26	PEPPERDINE	*p	0	0	0	0	0	0	0	0	0	0	0	0	0	0	0	1	2	0	.000
Mar 02	MICHIGAN STATE	p	0	0	0	0	0	0	0	0	0	0	0	0	0	0	0	1	2	0	.000
Mar 10	XAVIER	*1b	3	2	3	1	0	0	0	0	0	0	1	0	0	0	0	0	0	0	.600
Totals		2gs	5	2	3	1	0	0	0	0	0	0	1	0	0	0	0	3	5	0	.600

On base pct. .667 • Slugging pct. .600

### #15 Tolman, Erik - 7 appearances (All games)

Date	Opponent	GS	IP	H	R	ER	BB	SO	2B	3B	HR	WP	BK	HBP	IBB	Score	W-L	Sv	ERA	NP
Feb 15	NOTRE DAME	*	1.2	1	0	0	0	3	0	0	0	2	0	0	1	10-1	0-0	0	0.00	30
Feb 17	NOTRE DAME	*	0.2	1	1	1	1	1	0	0	0	0	0	0	0	16-5	0-0	0	3.86	24
Feb 23	UC DAVIS-1		1.0	0	0	0	0	0	0	0	0	0	0	0	0	3-2	0-0	1	2.70	8
Feb 26	PEPPERDINE	*	5.0	3	1	0	1	2	0	0	0	2	0	1	0	4-3	0-0	1	1.08	75
Mar 02	MICHIGAN STATE		3.0	1	0	0	1	1	0	0	0	1	0	0	0	8-5	1-0	1	0.79	38
Mar 09	XAVIER		3.0	0	0	0	4	0	0	0	0	0	0	0	0	8-3	1-0	1	0.63	45
Mar 13	NEW MEXICO STATE		2.2	1	0	0	2	4	0	0	0	1	0	0	0	7-3	2-0	1	0.53	52
Totals		1	17.0	7	2	1	5	15	0	0	0	4	0	2	0	56-22	2-0	1	0.53	-



## Spencer TORKELSON #20 INF

Sophomore - 6'1 - 220  
Bats/Throws: R/R  
Petaluma, Calif.  
Casa Grande

Date	Opponent	Pos	AB	R	H	RBI	2B	3B	HR	BB	SO	CS	HBP	SAC	SF	GDP	K	PO	A	E	Avg	
Feb 15	NOTRE DAME	*1b	4	1	2	3	1	0	0	1	0	0	0	0	0	0	0	7	0	0	.500	
Feb 16	NOTRE DAME	*1b	5	2	3	2	0	0	0	0	0	0	0	0	0	0	1	8	2	0	.556	
Feb 17	NOTRE DAME	*1b	5	2	4	4	1	0	0	0	0	0	0	0	0	0	1	6	0	0	.643	
Feb 20	SAN DIEGO	*1b	5	1	2	3	0	0	0	0	0	0	0	0	0	0	1	7	1	0	.579	
Feb 23	UC DAVIS-1	*1b	4	0	2	1	0	0	0	0	0	0	0	0	0	0	0	9	1	0	.565	
Feb 23	UC DAVIS-2	*1b	5	1	2	1	0	0	0	0	0	0	0	0	0	0	0	10	0	0	.536	
Feb 24	UC DAVIS	*1b	3	2	2	1	0	0	0	1	0	0	0	0	0	0	1	0	9	1	.548	
Feb 26	PEPPERDINE	*1b	4	0	0	0	0	0	0	0	0	0	0	0	0	0	0	2	7	2	.486	
Mar 01	MICHIGAN STATE	*1b	5	1	2	0	0	0	0	0	0	0	0	0	0	0	1	13	1	0	.475	
Mar 02	MICHIGAN STATE	*1b	5	2	2	4	1	0	1	1	0	0	0	0	0	0	1	10	1	0	.467	
Mar 03	MICHIGAN STATE	*1b	3	1	1	0	1	0	0	3	0	0	0	0	0	0	0	6	0	0	.458	
Mar 05	at Fullerton	*1b	3	0	0	0	0	0	0	2	0	0	0	0	0	0	0	2	7	0	.431	
Mar 08	XAVIER	*1b	3	3	1	0	0	0	0	2	0	0	0	0	0	0	0	5	1	0	.426	
Mar 09	XAVIER	*1b	4	1	1	1	0	0	0	0	0	0	0	0	0	0	0	2	7	1	.414	
Mar 10	XAVIER	*1b	4	0	0	0	0	0	0	1	0	0	0	0	0	0	1	6	2	0	.387	
Mar 13	NEW MEXICO STATE	*1b	4	1	1	0	0	0	0	1	0	0	0	0	0	0	0	5	0	0	.378	
Totals		16gs	66	18	25	20	4	0	2	13	0	0	0	0	0	2	0	12	122	13	0	.379

On base pct. .469 • Slugging pct. .530



## Boyd VANDER KOOI #19 RHP

Sophomore - 6'5 - 220  
Bats/Throws: R/R  
Mesa, Ariz.  
Skyline

Date	Opponent	GS	IP	H	R	ER	BB	SO	2B	3B	HR	WP	BK	HBP	IBB	Score	W-L	Sv	ERA	NP
Feb 16	NOTRE DAME	*	3.2	6	5	5	2	3	0	0	1	2	0	1	0	20-7	0-0	0	12.27	72
Feb 23	UC DAVIS-2	*	5.0	5	2	2	4	8	1	0	0	1	0	0	0	13-3	1-0	0	7.27	82
Mar 02	MICHIGAN STATE	*	5.0	4	4	2	2	6	0	0	1	0	0	0	0	8-5	1-0	0	5.93	77
Mar 08	XAVIER	*	7.0	5	0	0	2	6	1	0	0	1	0	1	0	12-0	2-0	0	3.92	95
Totals		4	20.2	20	11	9	10	23	2	0	2	4	0	2	1	53-15	2-0	0	3.92	-



## Alika WILLIAMS #5 INF

Sophomore - 6'2 - 180  
Bats/Throws: R/R  
San Diego, Calif.  
Rancho Bernardo

Date	Opponent	Pos	AB	R	H	RBI	2B	3B	HR	BB	SO	CS	HBP	SAC	SF	GDP	K	PO	A	E	Avg
Feb 15	NOTRE DAME	*ss	4	2	1	2	0	0	0	0	0	0	0	0	0	0	0	1	2	4	.250
Feb 16	NOTRE DAME	*ss	3	1	2	0	0	0	0	1	0	0	0	0	0	0	0	1	1	1	.429
Feb 17	NOTRE DAME	*ss	1	1	0	0	0	0	0	1	0	0	1	0	0	0	0	2	0	0	.375
Feb 20	SAN DIEGO	*ss	3	1	1	0	0	0	1	0	1	0	0	0	0	0	0	2	2	0	.364
Feb 23	UC DAVIS-1	*ss	3	0	1	0	1	0	0	0	0	0	0	0	0	0	0	0	4	0	.357
Feb 23	UC DAVIS-2	*ss	2	1	1	1	1	0	0	0	0	0	0	0	0	0	1	0	1	0	.375
Feb 24	UC DAVIS	*ss	3	1	1	0	0	0	0	0	0	0	0	0	0	0	0	0	0	0	.368
Feb 26	PEPPERDINE	*ss	4	0	1	1	0	0	0	0	0	0	0	0	0	0	0	2	0	0	.348
Mar 01	MICHIGAN STATE	*ss	3	1	1	1	0	0	0	1	1	0	0	0	0	0	0	0	5	1	.346
Mar 02	MICHIGAN STATE	*ss	5	0	1	0	0	0	0	0	0	0	0	0	0	0	1	2	2	0	.323
Mar 03	MICHIGAN STATE	*ss	5	2	4	3	3	0	0	0	0	0	0	0	0	0	0	0	3	3	.389
Mar 05	at Fullerton	*ss	3	2	2	3	0	0	1	1	0	0	0	0	0	0	0	0	4	0	.410
Mar 08	XAVIER	*ss	3	1	1	1	0	0	0	2	0	1	0	0	0	0	1	0	1	0	.405
Mar 09	XAVIER	*ss	4	0	0	0	0	0	0	0	0	0	0	0	0	0	0	1	2	0	.370
Mar 10	XAVIER	*ss	3	2	1	1	0	0	0	2	0	0	0	0	0	0	0	1	0	0	.367
Mar 13	NEW MEXICO STATE	*ss	4	0	2	2	0	0	0	1	1	0	0	0	0	0	1	1	1	0	.377
Totals		16gs	53	15	20	15	5	0	1	10	2	2	2	1	0	1	8	16	32	1	.377

On base pct. .492 • Slugging pct. .528



## Gage WORKMAN

#14  
INF

Sophomore - 6'4 - 200

Bats/Throws: R/R

Queen Creek, Ariz.

Basha

Date	Opponent	Pos	AB	R	H	RBI	2B	3B	HR	BB	SB	CS	HBP	SAC	SF	GDP	K	PO	A	E	Avg
Feb 15	NOTRE DAME	*3b	4	0	0	0	0	0	0	0	0	0	0	0	0	0	2	1	1	0	.000
Feb 16	NOTRE DAME	*3b	6	3	4	2	1	0	0	0	0	0	0	0	0	0	1	1	0	0	.400
Feb 17	NOTRE DAME	*3b	5	1	2	1	0	0	0	0	0	0	0	0	0	0	1	1	4	0	.400
Feb 20	SAN DIEGO	*3b	4	2	2	2	0	0	0	1	1	0	0	0	0	0	0	2	1	0	.421
Feb 23	UC DAVIS-1	*3b	3	0	1	0	0	0	0	0	0	0	0	0	0	0	1	0	5	1	.409
Feb 23	UC DAVIS-2	*3b	3	2	3	1	0	1	0	2	0	0	0	0	0	0	0	1	2	0	.480
Feb 24	UC DAVIS	*3b/ss	5	1	3	2	0	0	0	0	0	0	0	0	0	0	1	1	4	1	.500
Feb 26	PEPPERDINE	*3b	4	0	1	0	0	0	0	0	0	0	0	0	0	0	1	1	5	1	.471
Mar 01	MICHIGAN STATE	*3b	4	1	1	0	0	0	0	0	0	0	0	0	0	0	0	0	2	0	.447
Mar 02	MICHIGAN STATE	*3b	5	0	0	0	0	0	0	0	0	0	0	0	0	0	2	0	2	0	.395
Mar 03	MICHIGAN STATE	*3b	4	0	0	1	0	0	0	0	0	0	0	1	0	2	2	3	0	0	.362
Mar 05	at Fullerton	*3b	3	2	1	0	0	0	1	0	0	0	0	0	0	0	0	0	1	0	.369
Mar 08	XAVIER	*3b	3	0	1	0	0	0	1	1	0	0	0	0	0	0	1	0	1	0	.358
Mar 09	XAVIER	*3b	3	0	1	1	0	0	1	0	0	0	0	0	0	0	1	0	0	0	.357
Mar 10	XAVIER	*3b	4	1	1	0	0	0	1	0	0	0	0	0	1	1	0	2	1	0	.350
Mar 13	NEW MEXICO STATE	*3b	4	0	0	0	0	0	1	0	0	0	0	0	0	0	3	1	0	0	.328
Totals		16gs	64	13	21	10	2	1	0	8	2	0	0	0	1	1	17	11	33	4	.328

On base pct. .397 • Slugging pct. .391



