

2024 Sun Devil Baseball

GAME NOTES - OREGON

ARIZONA STATE

6-6 (0-0 Pac-12)

@ASU_Baseball

@TheSunDevils

WEEK FOUR

March 8-9-10

6:30 p.m./6:30 p.m./12 pm. AZT

Phoenix Municipal Stadium

Phoenix, Ariz.

WATCH: ASU Live Stream

LISTEN: KDUS 1060 AM

OREGON

4-8 (0-0 Pac-12)

@OregonBaseball

@GoDucks



ASU_BASEBALL



SUN DEVIL BASEBALL



ASU_BASEBALL

MEDIA RELATIONS CONTACT

Jeremy Hawkes

jrhawkes@asu.edu | C: 520-403-0121 | O: 480-965-9544

#10THINGS (Twitter-Friendly Notes)

1. The ASU bullpen posted a 3.42 ERA and a .213 average against. Entering last weekend, the bullpen had a 10.85 ERA and a .329 average.

2. ASU gave up 12 total hits in two games against a #7 Texas A&M team that entered the weekend averaging over 12 hits a game.

3. Texas A&M scored in just five of 17 innings against ASU (29.4 percent). It had scored in 40 of 68 innings in its nine out games this season (58.8 percent).

4. The Aggies did not post a single run beyond the third inning in either game against the Sun Devils, going scoreless in 11 frames.

5. Brandon Compton has a .609 batting average on balls he puts in play, tops in the Pac-12 and good for 14th among all Division I players.

6. 10 different Sun Devils have multiple doubles this season. No other team in the Pac-12 has more than 8. ASU is 35th in the country with 29 doubles.

7. The Sun Devils trailed at some point in 22 of the team's last 27 victories dating back to the 2023 campaign.

8. Ryan Campos has reached base safely in 92-of-101 (91.1%) games with the Sun Devils and has a 22-game reached base streak dating back to '23.

9. The Sun Devils have struck out double digit batters in eight of 12 games. ASU didn't reach 8 such games until the 26th game of the year last season

10. The Sun Devils already have five players with double-digit RBIs this season, tied with Oregon State for tops in the Pac-12.

#BYTHENUMBERS

Ryan Campos has reached base in a ridiculous 92 of-100 (91.1%) career games with the Sun Devils overall, and 12 games this season. Campos is on a 22-game active reached base streak dating back to last season. Campos holds the 34th-highest active career batting average at .354, a tally that is fifth among all FBS catchers and 21st among players in at least their third season. Despite an uncharacteristic .234 average early this season, he has still reached base at a .390 clip thanks to a his team-leading 11 walks. He also leads the squad with 16 RBIs.

The Sun Devils are 31st in the country and second in the Pac-12 with 29 doubles this season. 10 different Sun Devils have already recorded multiple doubles through three weeks this season. No other team in the Pac-12 has more than eight such players. Brandon Compton paces the group with five doubles on his 16 hits this season, a large reason for his .730 slugging percentage that currently sits fifth in the Pac-12. Ryan Campos is on his heels with four this season, while Harris Williams, Jacob Tobias, and Nu'u Contreras all check in with three. ASU had just 13 doubles through its first 11 games last season.

The 2024 Sun Devils had excelled in three categories this season - scoring double digit runs, recording double digit hits and striking out double digit batters. The team has recorded 10 or more hits in nine of 12 games this season while scoring 10 or more runs in five games. ASU is 67th in scoring in the country this year (8.2) and 35th in total hits (134). The pitching staff has struck out double-digit batters in eight of 12 games, posting 10.8 strikeouts per nine innings this season - a total good for 40th in the country. ASU and Oregon State are the only Pac-12 teams with five players with double-digit RBIs this season.

The Sun Devil bullpen has made a habit of escaping jams under pitching coach Sam Peraza, stranding 1,028 baserunners over 125 games, **an average of 8.3 stranded opponent runners per game.** ASU has stranded 92 in 12 games this season. ASU relief pitchers have inherited 42 baserunners this season, of which only 18 have scored (42.8). Ryan Schiefer, Matt Cornelius and Matt Tieding all inherited the bases loaded against #24 Kansas State when they entered the game and all got inning-inning strikeouts in the victory.

2024 SUN DEVIL BASEBALL SCHEDULE

Date	Opponent	Time/Score
Feb 16 (Fri)	Santa Clara^	W, 11-6
Feb 17 (Sat)	Santa Clara^	W, 14-13
Feb 18 (Sun)	Santa Clara^	L, 13-14
Feb 20 (Tue)	#24 Kansas State#	W, 9-6
Feb 22 (Thu)	Ohio State#	L, 4-11
Feb 23 (Fri)	Ohio State^	W, 14-4
Feb 24 (Sat)	Ohio State^	L, 4-13
Feb 25 (Sun)	Ohio State^	W, 10-8 (8)
Mar 1 (Fri)	#7 Texas A&M (Globe Life Tourney)	L, 0-4
Mar 2 (Sat)	#5 TCU (Globe Life Tourney)	L, 9-11
Mar 3 (Sun)	#7 Texas A&M (Globe Life Tourney)	L, 5-10
Mar 5 (Tue)	@ Texas-Arlington	W, 6-3
Mar 8 (Fri)	Oregon*	6:30 PM
Mar 9 (Sat)	Oregon*	6:30 PM
Mar 10 (Sun)	Oregon*	12:00 PM
Mar 12 (Tue)	New Mexico	6:30 PM
Mar 15 (Fri)	Arizona	7:00 PM
Mar 16 (Sat)	Arizona	6:00 PM
Mar 17 (Sun)	Arizona	4:00 PM
Mar 19 (Tue)	Utah Valley	6:30 PM
Mar 20 (Wed)	Utah Valley	1:00 PM
Mar 22 (Fri)	Washington State	4:05 PM
Mar 23 (Sat)	Washington State	2:05 PM
Mar 24 (Sun)	Washington State	11:05 AM
Mar 25 (Mon)	UNLV	6:05 PM
Mar 28 (Thu)	California	6:30 PM
Mar 29 (Fri)	California	6:30 PM
Mar 30 (Sat)	California	1:00 PM
Apr 2 (Tue)	Grand Canyon	6:30 PM
Apr 5 (Fri)	Oregon State	5:35 PM
Apr 6 (Sat)	Oregon State	1:35 PM
Apr 7 (Sun)	Oregon State	12:05 PM
Apr 9 (Tue)	Grand Canyon	6:00 PM
Apr 12 (Fri)	Utah	6:30 PM
Apr 13 (Sat)	Utah	6:30 PM
Apr 14 (Sun)	Utah	1:00 PM
Apr 16 (Tue)	Cal State Fullerton	TBD
Apr 17 (Wed)	Cal State Fullerton	TBD
Apr 19 (Fri)	UCLA	6:00 PM
Apr 20 (Sat)	UCLA	2:00 PM
Apr 21 (Sun)	UCLA	1:00 PM
Apr 26 (Fri)	USC	6:30 PM
Apr 27 (Sat)	USC	6:30 PM
Apr 28 (Sun)	USC	1:00 PM
Apr 30 (Tue)	UC San Diego	6:30 PM
May 1 (Wed)	UC San Diego	6:30 PM
May 3 (Fri)	Washington	6:30 PM
May 4 (Sat)	Washington	6:30 PM
May 5 (Sun)	Washington	1:00 PM
May 7 (Tue)	Arizona	TBD
May 10 (Fri)	Stanford	6:05 PM
May 11 (Sat)	Stanford	2:05 PM
May 12 (Sun)	Stanford	1:05 PM
May 16 (Thu)	Texas Tech	6:30 PM
May 17 (Fri)	Texas Tech	6:30 PM
May 18 (Sat)	UNLV	6:30 PM
May 21 (Tue)	Pac-12 Tournament	All Day
May 22 (Wed)	Pac-12 Tournament	All Day
May 23 (Thu)	Pac-12 Tournament	All Day
May 24 (Fri)	Pac-12 Tournament	All Day
May 25 (Sat)	Pac-12 Tournament	7:00 PM

All times Arizona time

* - Indicates a Pac-12 Conference game

- Indicates a Pac-12 Network Game

^ - Indicates a Pac-12 Live Stream Game

PROJECTED STARTERS

ASU	ERA	W-L	IP	SO	BB	Opp. Avg
RHP Thomas Burns	4.72	1-1	131	21	8	.170
LHP Connor Markl	7.11	0-0	12.2	15	5	.333
TBD						
ORE	ERA	W-L	IP	SO	BB	Opp. Avg
RHP RJ Gordon	3.60	1-1	15.0	13	8	.231
LHP Toby Twist	3.86	0-0	11.2	16	7	.190
RHP Kevin Seitter	6.75	1-0	12.0	17	5	.255

Five-Time NCAA Champions (1965, 1967, 1969, 1977, 1981) | 22 College World Series Appearances | 21 Conference Championships

132 All-Americans | 14 National Players of the Year | 13 College Baseball Hall of Fame Members | 941 Letterwinners

473 Major League Baseball Draft Picks | 117 Major Leaguers | 52 Major League Baseball First-Round Draft Picks

2024 Sun Devil Baseball

QUICK FACTS/MEDIA INFORMATION

GENERAL INFORMATION

Location.....	Tempe, Ariz.
Founded.....	1885
Enrollment.....	145,000
Nickname.....	Sun Devils
School Colors.....	Maroon and Gold
Home Field.....	Phoenix Municipal Stadium
Capacity.....	5,300
Muni Dimensions.....	Lines: 333 (LF) 334 (RF) Alleys: 385 CF: 395
Surface.....	Grass
Affiliation.....	NCAA Div. I
Conference.....	Pac-12
President.....	Dr. Michael Crow
Interim Director of Athletics.....	James Rund
Athletic Dept. Phone.....	(480) 965-3482
Ticket Office Phone.....	(480) 727-0000
Athletics Department Address.....	Carson Student-Athlete Center
	500 East Veteran's Way
	P.O. Box 872505
	Tempe, AZ 85287-2505

PROGRAM HISTORY

First Year of Baseball.....	1907 (7-2)
Start of NCAA Baseball.....	1959 (28-18-1)
All-Time Record.....	3007-1551-8 (.660)*
Modern Era Record (Since Joining NCAA).....	2674-1207-4*
National Championships.....	5 (65, '67, '69, '77, '81)
Years in CWS/Last.....	22 (2010)*
All-Time CWS Record.....	61-38 (.616)*
NCAA Appearances/Last.....	41 (2021)*
NCAA Tournament Record.....	171-82 (.676)*
Best Record All-time.....	64-6 (.914) - 1972
Last All-Americans.....	2023 (1)
	Luke Keaschall (Collegiate Baseball, 2nd Team/Perfect Game, 3rd Team)

*- ASU vacated 44 wins, the Pac-10 title and the College World Series appearance from 2007. Records do not reflect the vacations.

COACHING STAFF

Head Coach.....	Willie Bloomquist (3rd Season)
Alma Mater.....	Arizona State (1999)
Career Record/Record at ASU (Years).....	64-61 (3rd Season)
Assistant Coach.....	Mike Goff (2nd Season)
Assistant Coach/Pitching/Recruiting.....	Sam Peraza (2nd Season)
Assistant Coach.....	Anthony Gilich (1st Season)
Director of Baseball Operations & Analytics.....	Dan Jaffe (2nd Season)
Director of Quality Control & Offensive Strategy.....	Brett Wallace (1st Season)
Director of Player Development.....	Sean McSheffery (1st Season)
Student Assistant Coach.....	Nolan Lebamoff (1st Season)
Strength & Conditioning.....	Ted Henson (2nd Season)
Athletic Trainer.....	Jesse Lowman (10th Season)
Dir. of Community Relations.....	Armando Flores (17th Season)

SPORTS INFORMATION

Baseball Contact.....	Jeremy Hawkes (8th Season) (BSB)/13th Season)
Office.....	480-965-9544
Cell.....	520-403-0121
E-Mail.....	jdhawkes@asu.edu
Director of Sports Information.....	Doug Tammaro
Email.....	tammaro@asu.edu

2023 RECAP

Overall Record.....	32-23
Conference record.....	16-13
Home record.....	22-9
Away record.....	9-13
Neutral site record.....	1-1
Postseason.....	Pac-12 Tournament (T-5th)
Final national finish.....	--
Conference finish.....	5th
Players Drafted.....	8

MEDIA INFORMATION

Credentials

All credential requests should be sent via email to Jeremy Hawkes (jdhawkes@asu.edu).

Interview Policy

Sun Devil Baseball's weekly media availability will vary week-to-week based on the season's schedule but primarily be based around the 30+ home games. Media Relations Director Jeremy Hawkes will reach out each week to confirm availability dates. Media planning to attend must contact Jeremy Hawkes (520-403-0121/jdhawkes@asu.edu) ahead of time and inform him of their plans or to be added to the distribution list.

Throughout the season's schedule, ASU will host postgame interviews in the Omaha Room after each game. Media members should request players at the beginning of the ninth inning. Please contact Jeremy Hawkes or a member of the media relations staff in the press box to coordinate those interviews. Media members who wish to schedule an interview outside of practice must contact Jeremy Hawkes.

Media members may request one-on-ones for feature/human interest stories postgame after any game.

Photography/Videography

Accommodations for B-Roll purposes at practice can be made through Jeremy Hawkes (jdhawkes@asu.edu). During games, credentials must be worn in plain view throughout the game and all photographers must adhere to painted lines and instructions given by security personnel and/or Arizona State staff members at all times. At no point during game action should a member of the media be on the field of play. Contact Jeremy Hawkes for any details regarding shooting game action.

Media Highlights Policy

Highlights: Includes Pac-12 Networks/ESPN/FOX network broadcasts (including affiliates such as ABC, ESPN, ESPN+, ESPN2, ESPNU, FOX, FS1 and CBS sublicensed telecasts), all home-hosted, non-televised competitions (including those that are live streamed) and any other sport events in which the Pac-12 controls the exhibition rights. Note: In all scenarios, the same highlight posted on multiple platforms counts once toward the per-event limit. Also, "ESPN" & "FOX" does not include conference networks (i.e., ACC Network, Big Ten Network, SEC Network or any conference "+")

No third-party organization may post competition footage of any Pac-12 game, non-conference home game or other contest for which the Pac-12 controls the media rights on its website without a license to the content from the Pac-12 Networks or its licensing partner (Veritone Licensing), with the exception of news window privileges described below. Alternatively, third parties are permitted to post video on their websites through the use of the Pac-12 Digital embeddable video player (embed code available at pac-12.com/videos), or @Pac12 or @Pac12Network Twitter, Pac-12 Facebook channel, Pac-12 Instagram (@Pac12Conference), Pac-12 TikTok or Pac-12 YouTube.

Please direct all licensing inquiries to licensing@pac-12.org for additional information.

2024 Media Coverage

The vast majority the Sun Devils games this season will be available to fans via the Pac-12 Network or the Pac-12 Live Stream online.

The Sun Devil Sports Radio Network is scheduled to broadcast over 40 Sun Devil Baseball games this season between KDUS AM 1060 and other affiliated radio stations. Fans can listen to the broadcasts on the radio or via the TuneIn app on thesundevils.com. Links to the streaming audio can be found on the online baseball schedule.

Tim Healey is set to serve his 27th season as the "Voice of the Sun Devils" on baseball broadcasts and will be joined for the seventh-straight season by color analyst Max Rossiter, who was an all-conference catcher for the Devils from 2012-13.

2024 Sun Devil Baseball

GAME NOTES/ROSTERS

PHOENIX -- Sun Devil Baseball returns home after a week in Texas to open Pac-12 play this weekend with a three game series against the Oregon Ducks, beginning Friday, March 8 at Phoenix Municipal Stadium. The final series of the Pac-12 era against the Ducks will get underway at 6:30 p.m. AZT on Friday and Saturday and conclude on Sunday at 12 p.m. AZT.

FOLLOW THE ACTION

- All three tilts will only be available via the Arizona State University Livestream.
- All games will be broadcast live over local airwaves on KDUS 1060 AM with Jeff Munn and Max Rossiter providing the highlights. Saturday and Sunday's games will be available on KDUS 1060 AM and all games can be streamed online at: kdus1060.com/sundevils
- Fans are always encouraged to follow the Sun Devil Baseball team on social media for any program or schedule updates throughout the week on the Sun Devil Baseball Twitter account: @ASU_Baseball.

LAST TIME OUT: KUBOTA BASEBALL SERIES/UT ARLINGTON

- The Sun Devils went on the road for the first time this season, taking part in three tilts against Top-10 teams at the Kubota Baseball Series at Globe Life Field in Arlington, Texas, taking on then No. 7 Texas A&M (L 0-4, L 5-10) twice and fifth-ranked TCU once (L 9-11). While ASU didn't come away with any wins at the event, they battled in each game.
- ASU gave up 12 total hits in two games against a Texas A&M team that entered the weekend averaging over 12 hits a game.
- A&M scored in just five of 17 innings against ASU (29.4 percent). It had scored in 40 of 68 innings in its nine out games this season (58.8 percent). The Aggies did not post a single run beyond the third inning in either game against the Sun Devils, going scoreless in 11 frames.
- The Sun Devils posted five earned runs against the Aggies - the most allowed by A&M this season after they had entered the game with the No. 1 team ERA in the country at 0.95.
- The nine runs against TCU were tied for second-most allowed by the Frogs this season.
- ASU overcame a 5-0 deficit against TCU to take a late lead, marking the eighth time in Willie Bloomquist's tenure that a team had erased a lead of five or more runs, though it fell to 6-2 in such games with the eventual loss.
- The Sun Devil bullpen was largely successful in four games in Arlington, posting a 3.42 ERA with 22 strikeouts and allowing just a .213 average against over 23.2 innings of work. Entering the weekend, the bullpen had a 10.85 ERA with 44 strikeouts and a .329 average over 37.1 innings.
- Ethan Mendoza recorded a hit in all four games played in Arlington this week, returning to the Dallas-Fort Worth area that he grew up in.

ON DECK: OREGON

- This will mark the fourth time the Sun Devils and Ducks have opened up Pac-12 action against each other and third time it has happened in Tempe/Phoenix. ASU has swept both of the series played in Arizona under those circumstances (2011 and 2018).
- ASU leads the all-time series, 29-18
- Oregon won last year's Pac-12 Tournament Championship and advanced the host the NCAA Super Regionals. The Ducks are off to a 9-3 start this season with its only three losses coming from teams ranked in at least one Top-25 poll.
- Oregon's offense has been electric, posting a .335 average and a .442 OBP while its pitching has been efficient with a 4.63 ERA and a .224 average against.

GOING CAMP-ING

- Ryan Campos enters the season as D1Baseball's 10th-ranked catcher in the country and No. 95 collegiate prospect for the 2024 MLB Draft. He was named to the Preseason All-Pac-12 team, as voted on by the league's coaches.
- Campos has the 34th-best active career batting average (.354) - fifth among the nation's catchers.
- Campos has reached base in a ridiculous 92-of-101 (91.1%) career games with the Sun Devils overall and all 12 this season. He has an active 22-base reached base streak dating back to last season.
- The junior had his first multi-homer game against Santa Clara in the finale, also posting a career-best five RBIs.
- His 16 RBIs this season are tied for the team lead and fifth in the Pac-12. His eight two-out RBI are tops on the squad and three more than any other player.
- Despite an uncharacteristic .234 average early this season, he has still reached base at a .390 clip thanks to a his team-leading 11 walks and a hit-by-pitch. He has also paced the team in productive outs, advancing runners with an out seven times. He is batting .316 (6-of-19) with two outs, third on the team.
- His 14 runs scored also pace the team and are good for third in the Pac-12.
- Campos reached base in all but two games last season. The two games he did not reach base was once during opening weekend and the first game after he returned from an 11-game injury absence.
- Had a team-best 31-game reached base streak at one point in last season and showed off plenty of extra pop in the bat, recording eight homers, seven doubles and a triple
- Campos was named to the Golden Spikes Award Midseason Watch List and also tabbed as the Pac-12 Player of the Week after the Washington State series during his sophomore campaign.
- In 44 games, Campos smacked .388 with 16 extra-base hits including eight home runs...He walked 35 times and struck out on a mere 17 occurrences
- Campos' 35 earned free passes were 15th in the league, yet because of his midseason injury, he had the fewest games played of anyone in the top 50 in the category.
- His .388 average was third in the Conference of Champions and his .503 OBP was tops in the league
- ASU's most reliable presence over the last two seasons, Campos earned his first recognition to the All-Pac-12 First Team last season as a sophomore after picking up an honorable mention honor as a freshman, also earning Freshman All-America honors that season as well.
- Campos was named the Jim Brock Mr. Sun Devil at the squad's end-of-season awards banquet at the end of the regular season last year...Named for the legendary and late Dr. Jim Brock, the award is presented to the student-athlete who best exemplifies the attitude and character expected of a Sun Devil Baseball Player
- For his elite efforts behind the plate, Campos was named as a Buster Posey National Collegiate Catcher of the Year Semifinalist.

JACOB'S LADDER

- Jacob Tobias earned Preseason Pac-12 All-Pac-12 recognition after he took his game to the next level last season, finishing with a .317 average and starting 54 games - the majority coming at first base.
- Tobias is batting .308 on the season and tied for the team lead with five multi-hit games. He also has posted 11 RBIs.
- With hits in each of his first eight games, he rode an 10-game hitting streak into Texas heading into last weekend before having that come to a close in ASU's two-hit outing against #7 Texas A&M at Globe life Field.
- Tobias was named by D1Baseball as the No. 44 first baseman in the country entering this season.

NUMERICAL QUICK ROSTER

No.	Name	Pos	Yr.	B/T
2	Mendoza, Ethan	INF	FR	R/R
3	McLain, Nick	OF	R-SO	S/L
4	Ryan, Jax	INF	FR	R/R
5	Newman, Trey	C	SR	R/R
6	Contrades, Nu'u	INF	SO	R/R
7	Lance, Eamonn	INF	GR	R/R
8	Ondina, Steven	INF	SR	R/R
9	Karstetter, Kevin	INF	SR	R/R
10	Fryman, Bennett	LHP	FR	L/L
11	Vu, Kien	OF	SO	L/L
12	Williams, Harris	OF	GR	L/R
13	Meyer, Tyler	RHP	R-SO	R/R
14	Carlton, Cole	LHP	FR	L/L
15	Burns, Thomas	RHP	FR	R/R
17	Campos, Ryan	C	JR	L/R
18	Tobias, Jacob	INF	JR	L/R
21	Cromwick, Josiah	C	SR	R/R
22	Jacobs, Ben	LHP	SO	L/L
24	Jackson, Isaiah	OF	SO	L/R
25	Barnes, Brady	LHP	FR	L/L
27	Compton, Brandon	OF	R-FR	L/L
29	Belardes, Alec	RHP	FR	R/R
31	Omlid, Hunter	RHP	GR	R/R
32	Demera, Mario	INF	SR	R/R
35	Butler, Josh	RHP	FR	R/R
36	Halvorson, Wyatt	RHP	FR	R/R
38	Fitzpatrick, Sean	LHP	SO	L/L
40	Giblin, Jonah	RHP	R-JR	R/R
41	Cornelius, Matt	LHP	JR	R/L
43	Kroepel, Ryan	INF	FR	L/R
44	Tieding, Matthew	RHP	SR	R/R
45	Eddy, Brok	RHP	FR	R/R
47	Lettow, Rohan	RHP	FR	R/R
49	Alba, Jaden	RHP	FR	R/R
50	Briggs, Brody	C	FR	L/R
51	Behrens, Adam	RHP	FR	L/R
52	Markl, Connor	LHP	SR	L/L
54	Schiefer, Ryan	RHP	JR	R/R

ALPHABETICAL QUICK ROSTER

No.	Name	Pos.	Yr.	B/T
49	Alba, Jaden	RHP	FR	R/R
25	Barnes, Brady	LHP	FR	L/L
51	Behrens, Adam	RHP	FR	L/R
29	Belardes, Alec	RHP	FR	R/R
50	Briggs, Brody	C	FR	L/R
15	Burns, Thomas	RHP	FR	R/R
35	Butler, Josh	RHP	FR	R/R
17	Campos, Ryan	C	JR	L/R
14	Carlton, Cole	LHP	FR	L/L
27	Compton, Brandon	OF	R-FR	L/L
6	Contrades, Nu'u	INF	SO	R/R
41	Cornelius, Matt	LHP	JR	R/L
21	Cromwick, Josiah	C	SR	R/R
32	Demera, Mario	INF	SR	R/R
45	Eddy, Brok	RHP	FR	R/R
38	Fitzpatrick, Sean	LHP	SO	L/L
10	Fryman, Bennett	LHP	FR	L/L
40	Giblin, Jonah	RHP	R-JR	R/R
36	Halvorson, Wyatt	RHP	FR	R/R
24	Jackson, Isaiah	OF	SO	L/R
22	Jacobs, Ben	LHP	SO	L/L
9	Karstetter, Kevin	INF	SR	R/R
43	Kroepel, Ryan	INF	FR	L/R
7	Lance, Eamonn	INF	GR	R/R
47	Lettow, Rohan	RHP	FR	R/R
52	Markl, Connor	LHP	SR	L/L
3	McLain, Nick	OF	R-SO	S/L
2	Mendoza, Ethan	INF	FR	R/R
13	Meyer, Tyler	RHP	R-SO	R/R
5	Newman, Trey	C	SR	R/R
31	Omlid, Hunter	RHP	GR	R/R
8	Ondina, Steven	INF	SR	R/R
4	Ryan, Jax	INF	FR	R/R
54	Schiefer, Ryan	RHP	JR	R/R
44	Tieding, Matthew	RHP	SR	R/R
18	Tobias, Jacob	INF	JR	L/R
11	Vu, Kien	OF	SO	L/L
12	Williams, Harris	OF	GR	L/R

2024 Sun Devil Baseball

GAME NOTES

- Last season, he slugged .546 with 10 homers, nine doubles and leading the team with four triples en route to a 59 RBI season - good for ninth in the Pac-12 though the eight players in front of him benefited from postseason action
- Tobias was deadly the second time through the order with 22 of those RBIs coming in the fourth or fifth innings when he saw a starter for the second or third time - batting 23-of-50 (.460) with 22 RBIs, three homers and over a .500 OBP in those two innings.
- As a sophomore, he recorded an RBI in 12 of the last 18 games of the season and 33 games overall. He has an RBI in three of four games thus far this season.
- Tobias was 7-of-9 on the season when the bases were loaded and brought a runner home from third with less than two outs 75 percent of the time (15-of-20).
- Tobias earned Pac-12 Honorable Mention accolades last season as he took his game to the next level, finishing with a .317 average and starting 54 games - the majority coming at first base.
- Tobias was named a Freshman All-American in 2022. His 12 bases (two homers, two doubles) against Utah in the series finale are tied for the most by a Pac-12 player in a game. His seven homers this year were tied for eighth in ASU freshman history.

ACTION JACKSON

- Isaiah Jackson has shown ample improvement in Year Two with the Sun Devils, batting .283 this season with a team-leading 16 RBIs and four homers.
- His 16 RBIs this season are good for fifth in the Pac-12.
- Jackson homered in the first two games of the season, as did teammate Jacob Tobias, joining a small list of Sun Devils to do so since 1998, including Spencer Torkelson (2020), Riccio Torrez (2011) and Jason Kipnis (2008).
- His three-hit game in the opener gave him more hits in five at-bats than he had through his first seven games last season.
- Jackson's 16 RBIs through 12 games are especially notable as he didn't notch his 16th RBI until after 30 games into his freshman campaign.

THE BURN(S) UNIT

- Thomas Burns became the first true freshman to start on the mound for the Sun Devils on Opening Night since Ike Davis in 2006.
- The youngster was electric in his debut, allowing just a single hit in his 5.0 innings and one run en route to earning his first career win.
- Burns struck out seven and walked just one batter in the effort. He was equally solid in his second outing, going 4.1 innings with just two runs allowed.
- All seven of the runs scored against him this season have come by way home runs, coming off four solo homers and a three-run shot that came after he issued two walks to lead off the game against Texas A&M.
- In fact, he has only given up eight hits on the year, of which five have left the ballpark.
- Right-handed hitters are 1-for-17 (.059) against Burns this season while he has allowed just a .170 average against through three games with 21 strikeouts in just 13.1 innings.

BIG MAC

- Nick McLain missed the start of the 2024 campaign for the seconds-straight season due to having his other hamate bone removed but made quite the splash in his debut in Texas last week.
- McLain bat .313 on the week (5-of-16) and a .421 OBP with five RBIs in four games - including essentially carrying the team on his back with his four RBI effort against UT Arlington that included a two-RBI single to tie the game at 2-2 in the fifth and then a go-ahead two-RBI double in the seventh to put ASU on top for good in the victory.
- McLain missed the first half of the season last year after a sustaining a hamate injury the week prior to the season and wasted no time catching up on the lost time.
- McLain earned Pac-12 All-Conference Honorable Mention despite appearing in just 23 games, posting a .298 average and reached base at a .391 clip while slugging .649 behind eight homers, two triples and five doubles, recording over an RBI per game with 24 on the season, recording eight multi-RBI games.
- He enters this season as D1Baseball No. 53 collegiate prospect for the 2024 MLB Draft.
- He 3-for-6 with four RBIs - including a two-run insurance missile in the ninth - in his collegiate debut, a road win over Grand Canyon
- McLain tarted his collegiate career with an 11-game hit streak - the longest streak to start a career for an ASU freshman since at least the 1998, as far back as easily found records can be accessed - and had hits in 14 of his first 15 games as a Sun Devil
- He also recorded five outfield assists on the year in his limited action.
- McLain showed the clutch gene through out the season, batting .400 in the 8th inning or later of games, posting four homers and eight RBIs in the process.

WHO'S THE NU'U GUY

- Nu'u Contrades entered the season as a Preseason All-Pac-12 selection and as D1Baseball's No. 46 third baseman in the country.
- The sophomore is reaching base at a .346 clip - striking out just twice in his first 21 ABs appearances, an area he struggled in last season, though he has missed action lately with a lingering back injury.
- The ASU third baseman bat .309 with 20 extra base hits (eight homers, two triples, 10 doubles), recording 40 RBIs
- The .309 average was in the Top-5 for freshmen in the Pac-12 last season and Top-50 among all freshmen in the country...The rally at the dish came despite the youngster still sitting below the Mendoza line as of March 7
- He obliterated the University of Arizona in the three-game series in Tempe, where he was 7-14 (.500) with eight RBI, three runs scored...He plated the winning run in Saturday's series-securing victory and scored it in the series finale Sunday and was named the Pac-12 Player of the Week in

the process. He led the team with 10 RBIs (of 31 total for the week for ASU) with a .947 slugging percentage while batting .474 on 9-of-19 hitting in four total games that week

- Honored as the team's Bobby Winkles Award winner as a true freshman, Nu'u Contrades found himself at home in the valley as he earned All-Pac-12 honorable mention honors as an infielder.
- Had a productive Summer Ball campaign in the Northwoods League for the Duluth Huskies, making the league All-Star game and was the league leader in RBIs with 71 while slashing .320/.423/.563, recording 17 doubles and 13 homers across 60 games and 231 ABs

NOT THEIR FIRST RODEO

- While the names and faces of Harris Williams, Kevin Karstetter and Steven Ondina are new to Sun Devil fans, the trio bring no shortage of career experience and that has been in full display this season
- The three players have combined to play in 461 career games before setting foot on ASU's campus.
- Williams, a USF transfer who ranks in 40th among all Division I players in games played (177), is batting .360 on the season and has reached base in 11 of 12 games.
- Williams is tied for the team lead with five multi-hit games. He has a .567 OBP that is 14th in the Pac-12.
- The super-duper senior has advanced baserunners at team-best .679 clip, doing so on 19-of-28 chances - four more than any of his teammates. He has gotten the job done as the leadoff batters as well, reaching on 8-of-23 chances while leading off (.348).
- Williams has brought the runner home from third with less than two outs a team-best 5-of-5 times and is second on the team with runners in scoring position, batting .615 (8-of-13).
- Karstetter is second on the team with nine walks this season and his .415 OBP is third on the team while he has bat .317. He has been ASU's best option at keeping innings alive, posting a .412 average on 7-of-17 hitting with two outs.
- Ondina has quietly put up a .389 average that is second on the team and struck out just six times in 36 ABs. His biggest impact doesn't necessarily show up in the box score as the senior is a vacuum at shortstop that has made several highlight reel plays this season.

STRAIGHT OUTTA COMPTON

- Redshirt freshman Brandon Compton was recruited to ASU as a pitcher out of high school, but Tommy John surgery sidelined him his true frosh year, instead allowing him to focus on his bat - and focus he did.
- The youngster leads the team with his .432 average this season, good for 5th in the Pac-12 and 72nd in the country. His .609 average on balls in play is tops in the Pac-12 and 14th among all players in college baseball
- His 14 RBIs are tied for third on the team and ninth in the Pac-12.
- He has reached base at a .500 clip, sixth in the Pac-12. His five doubles are sixth in the Pac-12 and tops on the team.
- He was responsible for the go-ahead grand slam in the series finale against Ohio State that proved to be the difference in the 10-8 ballgame.
- Compton had a productive Summer Ball campaign in the Northwoods League for the Duluth Huskies this past summer, making the league All-Star game and was the league leader in RBIs with 71 while slashing .320/.423/.563, recording 17 doubles and 13 homers across 60 games and 231 ABs

NO DOZE-ING OFF

- Ethan Mendoza has quietly put together quite the start to his collegiate career, sitting third on the team with his .371 average.
- Mendoza was the only Sun Devil to record hits in all four games in Texas and leads the team with his four game hitting streak entering the weekend.
- Mendoza was the only Sun Devil to record a hit against No. 7 Texas A&M in the first game of the Globe Life Series, in fact recording the only two hits in the shutout loss.
- Mendoza has been especially efficient in the field and has yet to post an error at second base this season, recording a perfect 1.000 fielding percentage on 12 putouts and 22 assists. He has the 15th most errorless chances in the field of all Pac-12 players.

GRABBING THE BULL-PEN BY THE HORNS

- The Sun Devil bullpen has made a habit of escaping jams under pitching coach Sam Peraza, stranding 1,028 baserunners over 125 games, an average of 8.2 stranded opponent runners per game. ASU has stranded 92 in 12 games this season.
- ASU relief pitchers have inherited 42 baserunners this season, of which only 18 have scored (42.8). Ryan Schiefer, Matt Cornelius and Matt Tieding all inherited the bases loaded against #24 Kansas State when they entered the game and all got inning-inning strikeouts.
- The Sun Devil bullpen was largely successful in four games in Arlington, posting a 3.42 ERA with 22 strikeouts and allowing just a .213 average against over 23.2 innings of work. Entering the weekend, the bullpen had a 10.85 ERA with 44 strikeouts and a .329 average over 371 innings.
- Ben Jacobs has posted a 1.93 ERA out of the pen this season, striking out seven and holding opponents to a .133 average in just 4.2 innings.
- Ryan Schiefer has allowed opponents to bat just .095 against him, giving up only two hits over 7.0 innings with nine strikeouts and a 2.57 ERA.
- ASU used midweek games as bullpen days last year and the crew was absolutely electric, going 7-1 in single-game midweeks this season and 8-4 overall after going 5-7 in them in 2022. ASU is 2-0 in midweeks this season.
- ASU's 17 strikeouts against Ohio State were the most by a Pac-12 team this season.
- Last season, the bullpen posted a 5.62 ERA with 22-7 record in decisions and 11 saves. The squad had 234 strikeouts to 130 walks (over 274.0 innings) and held opponents to .270 batting. While not entirely electric, it was a marked improvement from previous season where the 2022 Sun Devil bullpen had a 6.71 ERA for the season with a 13-19 record in decisions with 231 strikeouts to 170

- walks (over 271.0 innings) and a .299 average against.
- Jonah Giblin was one of ASU's best options out of the pen and one of the only pitchers returning from last year's roster. Giblin posted a 3.43 ERA in 21.0 innings over 11 appearances out of then pen - the best ERA on the team - and holding opponents to a .237 average.
- ASU's other returning option out of the pen, Matt Tieding, posted a 4-1 record in relief last season and held opponents to a .250 average on the year.

HEADED TO THE GAP

- The Sun Devils are 35th in the country and tops in the Pac-12 with 29 doubles this year in 12 games - notable as they had 13 total through the first 11 games of last year. Brandon Compton leads the way with five.
- 10 different Sun Devils have multiple doubles this season - the most of any school in the Pac-12. No other school has more than two
- ASU got a slow start in the doubles category last season but came alive in the second half of the year. After having just 13 in the first 11 of the season, ASU finished with 108 to find itself in the Top-100 prior to the NCAA Tourney after being ranked as low as 232 through the first month of the season.
- The team recorded a double in 45 of 55 games overall with multiple doubles in 26 of those.
- Luke Keaschall finished seventh second in the entire country with 25 doubles.
- The Sun Devils recorded 134 doubles in 2022, good for 19th in the nation and third in the Pac-12. The 127 doubles during the regular season were the most for a Sun Devil team in the REGULAR SEASON in the BBCOR era (since 2011) and tied for the fifth-most in a regular season since 1998.
- ASU had at least one double in all but six games in 2022 and multiple doubles in 36 of 58 games.

CHICKS DIG THE LONG BALL

- ASU is currently fourth in the Pac-12 this season with 16, despite not hitting a single one in its four games in Texas.
- Nine of the team's 16 homers have come with at least one runner on base, including two grand slams. Of the teams seven solo homers, however, four were of the leadoff variety and didn't give anyone a chance to be on base.
- Already, five different Sun Devils have multiple homers and seven players have homered overall.
- The Sun Devils hit 19 more homers during the 2023 season than it did the prior year. 12 different players logged a home run last season for ASU and 10 had multiple home runs
- ASU had eight different players with at least six homers - more than any other team in the Pac-12.
- The Sun Devils had seven players with at least seven homers last year - two more than any other team at ASU has had since at least the 1998 season. ASU had five players with at least seven homers in 2022, tied for the second-most at ASU since 1998.
- ASU's 83 homers were 56th in the country prior to the NCAA Tournament.
- The better news was ASU finally started the get pumps with runners on base. 37 of the team's last 66 Sun Devil home runs last year came with runners on base after 14 of the first 17 this season were solo shots. Of the 26 solo shots, 17 were leadoff homers and thus not given the opportunity to happen with runners on base.
- The timing of the home runs improved immensely over the second half of the 2022 season as well. On 24 of the final 37 homers on the year, ASU had at least one runner on base. That was notable as ASU had runners on base just eight times on the teams first 27 homers.
- Of the nine position players with at least 30 starts in 2022, all nine had multiple home runs. ASU had ten total players with multiple homers.

COMING IN HOT

- The Sun Devils thrived in the big innings. 12 times last season recording five or more runs in an inning. The team recorded 51 innings with three or more runs scored.
- This season, ASU has now posted 15 3+ run innings and nine 4+ run innings this season.
- ASU is third in the Pac-12 in scoring (8.2 per game) and third in total runs this season (99). The team has scored double digits in five of eight games thus far.
- ASU has recorded 10 or more hits in nine of 12 games this season.
- The team is batting .312 as a squad overall this year, good for the Top-50 nationally and fourth in the Pac-12. The squad's .505 team slugging percentage is just outside the Top-50 in the country and fourth in the Pac-12.
- The Sun Devils owned opponent bullpens last season, as other teams had a miserable 7.36 ERA against the ASU offense and a 8-13 record in decisions. ASU bat .302 off opponent 'pens with 40 homers, 54 doubles and 9 triples over 239.2 innings. ASU worked a 118 walks to 206 strikeouts against opponent bullpens.
- This has continued through four games this year with ASU logging a 7.97 ERA against opponent bullpens while batting .289. ASU scored two runs of Kansas State All-American closer Tyson Neighbors in 1.1 innings after he did not give up more than a run in any sub 2.0-inning effort last season and just one single time previously in his career.
- Santa Clara All-WCC closer August Souza posted a 1.69 ERA in 32.0 innings pitched in 2023, leading the Broncos with five saves. Arizona State plated three earned runs off of him in 4.1 innings. He did not allow more than two earned runs in 12 appearances a season ago.
- The team posted 52 runs in the eighth inning of games last season, just under a run per game. The team bat .326 in the eighth inning of games with a .526 slugging percentage. The squad had 25 home runs total in innings 7-9 - easily surpassing its total of 17 from the previous season.
- ASU has scored 34 runs in the 7-9th innings this season, and has scored 21 runs in the seventh inning of games alone.

HOLD ON TO YOUR SEATS

- ASU did its part to shake off some of that bad mojo from the 2022 in close games last year, winning seven one-run games (after going just 1-7 in such games in 2022) and 18-9 in games decided by three runs or less - a category ASU was 14-16 in in 2022. This season, ASU is 4-2 in games decided by three runs or less this season and 1-1 in one-run games.

- ASU trailed at one point in 22 of its last 27 victories dating abck to last season. It has trailed in five of the six wins this year.
- Last season, ASU was incredibly efficient at closing games out, going 24-4 when leading after six, 27-1 when leading after seven and 29-0 when leading after eight. ASU is 5-1 when leading after six, 6-1 after seven and 5-0 after eight this season.
- In two seasons under Willie Bloomquist, the Sun Devils have shown that no opponent lead is safe, showing off plenty of grit in erasing multi-run deficits. ASU had nine wins last season when trailing by at least three runs at some point in the game and four of those by at least five.
- ASU already has one win this season when trailing by three or more and erased several four-run deficits against Santa Clara before finally succumbing in the finale.
- In 2022, the seven-run deficit overcome by the Sun Devils to defeat and take the series from Cal was the most since March 3, 2000 against Arizona.
- ASU doubled down at that last season with the victories over North Dakota State and GCU, overcoming a 7-0 deficit in both (and 9-2 in entering the eighth against GCU) for victories in both.
- Three times in 2022, ASU rallied from a deficit of five or more runs to tie or win the game - the first time that had happened since 2010 (also 3). ASU surpassed that and won four games last season in which it trailed by five runs.
- The Sun Devils added their eighth game under Bloomquist to that tally coming back from 5-0 to take a late lead against No. 5 TCU in the eventual loss, falling to 6-2 in games featured a five-run comeback at some point.

DO I KNOW YOU?

- The Sun Devils welcome an incredible 27 new faces to the roster in 2023. The class features D1Baseball's No. 23 freshman group in the country and the No. 25 transfer class, a year removed from posting the No. 2 transfer class in the nation.
- The roster will feature 11 freshman arms, an incredible tally considering the 2022 team didn't have a single freshman arm on the roster.
- Thomas Burns is slated to become the first true freshman pitcher to start on opening night since the 2006 season when Ike Davis did it.
- The team will feature two new middle infielders for the second consecutive season after having at least one returner up the middle from 2018-22.
- Harris Williams, an All-WCC player at San Francisco last season, was the only transfer player named to the Preseason All-Pac-12 team aa voted upon by the league's coaches.
- The Sun Devils added another pair of All-WCC players in USF's Mario Demera and Santa Clara's Eamonn Lance.
- In addition to the guys playing on the field, the team also welcomed a slew of new faces on the coaching and support staff, highlighted by former Central Arizona College head coach Anthony Gilich as the team's third paid assistant, taking advantage of new NCAA legislation allowing for there to be a third coach. Sun Devil legend Brett Wallace also joined the staff as the Director of Quality Control and Offensive Strategy.

PRESEASON ACCOLADES

- The Sun Devils had five position players honored by the Pac-12 Coaches in being selected to the Pac-12 Preseason All-Conference team last week in Ryan Campos, Jacob Tobias, Nu'u Contrades, Nick McLain and Harris Williams
- The five selections were two more position players than any other team in the league.
- Williams was the only transfer recogized on the Preseason All-Pac-12 team by the coaches.
- Nick McLain was tabbed by D1Baseball at the No. 53 collegiate prospect in the 2024 MLB Draft with Ryan Campos checking in at No. 95. Isaiah Jackson was dubbed the No. 17 collegiate prospect for the 2025 MLB Draft by the outlet and Nu'u Contrades as the No. 52 prospect.
- The Sun Devils brought in the No. 25 transfer class in the nation, according to D1Baseball, highlighted by San Francisco All-WCC competitors Harris Williams and Mario Demera, Santa Clara's All-WCC Eamonn Lance and highly touted junior college transfer Kevin Karstetter out of the State College of Florida.
- Campos was ranked as the No. 10 catcher in the country for 2024 by D1Baseball, with Jacob Tobias as the No. 44 first baseman, Nu'u Contrades as the No. 46 third baseman and Harris Williams as the No. 88 outfielder in the country.
- McLain was tabbed as the No. 6 Pac-12 prospect in the 2024 Draft class with Campos checking in at No. 10, according to D1Baseball. Isaiah Jackson is the No. 3 prospect in the 2025 Draft Class in the league with Nu'u Contrades tabbed at No. 7.
- ASU also brought in the No. 23 freshman class in the country, according to D1Baseball, highlighted by middle infielders Ethan Mendoza and Jax Ryan, local two-way prospect Cole Carlton and Opening Night starter Thomas Burns out of Wisconsin.

2024 Sun Devil Baseball

HOME RUNS/DOUBLE PLAYS/PITCHING/TROPHY CASE

HOME RUN TRACKER									
Player (Season, No.)	Gm #	Date	Opponent	On Base	Inning	Outs	Count	Score	Final
Jacob Tobias (1)	1	Feb. 16	Santa Clara	0	2	0	2-2	0-0	11-1
Isaiah Jackson (1)	1	Feb. 16	Santa Clara	1	2	0	0-0	0-0	11-1
Brandon Compton (1)	1	Feb. 16	Santa Clara	1	3	0	3-2	6-4	14-13
Nu'u Contrades (1)	2	Feb. 17	Santa Clara	0	5	1	2-0	10-8	14-13
Harris Williams	2	Feb. 17	Santa Clara	0	5	1	2-0	10-8	14-13
Jacob Tobias (2)	2	Feb. 17	Santa Clara	0	6	0	2-0	11-12	14-13
Isaiah Jackson (2)	2	Feb. 17	Santa Clara	1	6	0	2-0	11-12	14-13
Ryan Campos (1)	3	Feb. 18	Santa Clara	1	7	2	0-0	9-11	14-13
Ryan Campos (2)	3	Feb. 18	Santa Clara	2	7	2	0-0	9-11	14-13
Harris Williams (2)	4	Feb. 18	Santa Clara	0	6	0	3-2	3-3	10-8
Isaiah Jackson (3)	4	Feb. 20	#24 Kansas State	0	4	0	3-2	4-1	14-4
Ryan Campos (3)	5	Feb. 22	Ohio State	2	6	2	0-0	1-8	14-4
Isaiah Jackson (4)	6	Feb. 23	Ohio State	0	6	1	0-1	0-1	14-4
Jacob Tobias (3)	6	Feb. 23	Ohio State	1	6	2	3-2	2-2	10-8
Steven Ondina (1)	7	Feb. 24	Ohio State	0	6	1	1-1	6-8	10-8
Brandon Compton (2)	8	Feb. 25	Ohio State	3	6	1	1-1	6-8	10-8
-Leadoff Home Run									
GAME-WINNING RBI/Run (RBI/Run [When not an RBI] Responsible for the Go-Ahead Run and a Lead Not Relinquished)									
Player	Gm #	Date	Opponent	Season #	Inning	Outs	Count	Result	Final
Jacob Tobias	1	Feb. 16	Santa Clara	2	2	0	2-2	HR 2 RBI	11-1
Isaiah Jackson	2	Feb. 17	Santa Clara	1	6	0	2-0	HR 2 RBI	14-13
Isaiah Jackson	4	Feb. 20	#24 Kansas State	2	7	1	2-2	1B M 2 RBI	14-13
Klen Vu	6	Feb. 23	Ohio State	1	6	1	0-2	HR 4 RBI	10-8
Brandon Compton	8	Feb. 25	Ohio State	1	6	1	1-1	HR 4 RBI	10-8
Nick McLain	12	March 5	@ UT Arlington	1	7	1	0-0	2B RC 2 RBI	6-3

2024 TROPHY CASE

Ryan Campos

Preseason All-Pac-12

Nu'u Contrades

Preseason All-Pac-12

Nick McLain

Preseason All-Pac-12

Jacon Tobias

Preseason All-Pac-12

Harris Williams

Preseason All-Pac-12

2023 TROPHY CASE

Ryan Campos

Golden Spikes Award - Midseason Watch List

Pac-12 Player of the Week - April 10

Pac-12 All-Conference - First Team

Buster Posey Award - Semifinalist

Luke Keaschall

Pac-12 Player of the Week - March 20

Collegiate Baseball News National Players of the Week - March 20

Pac-12 All-Conference - First Team

Collegiate Baseball News All-American - Second Team

Jacob Tobias

Pac-12 All-Conference - Honorable Mention

Nu'u Contrades

Pac-12 Player of the Week - March 27

Pac-12 All-Conference - Honorable Mention

Isaiah Jackson

Pac-12 All-Defensive Team

Wyatt Crenshaw

Pac-12 All-Conference - Honorable Mention

Ross Dunn

Pac-12 All-Conference - Honorable Mention

Nick McLain

Pac-12 All-Conference - Honorable Mention

MLB Draft

Luke Keaschall, 2B, Twins, 2nd Round, 90th Overall

Ross Dunn, LHP, Twins, 10th Round, 297th Overall

Khrstian Curtis, RHP, Pirates, 12th Round, 347th Overall

Timmy Manning, LHP, Giants, 12th Round, 360th Overall

Josh Hansell, RHP, Royals, 16th Round, 469th Overall

Blake Pivaroff, RHP, 19th Round, 560th Overall

Wyatt Crenshaw, 2B, Diamondbacks, 19th Round, 565th Overall

Owen Stevenson, RHP, Rays, 19th Round, 573rd Overall

SAVES

No.	Date	Opponent	Pitcher (Save #)	IP (H, R-ER, BB, K)
1	2/17	Santa Clara	Cole Carlton (1)	1.0 (0, 0-0, 0, 1)
2	2/20	#24 Kansas State	Matt Tieding (1)	0.1 (0, 0-0, 0, 1)
3	2/25	Ohio State	Cole Carlton (2)	1.2 (1, 0-0, 1, 0)

QUALITY STARTS

No.	Date	Opponent	Pitcher (QS #)	IP (H, R-ER, BB, K)
-----	------	----------	----------------	---------------------

2024 Sun Devil Baseball

SERIES STATS AND INDIVIDUAL STREAKS

SERIES STATS

HITTING	W-L	AVG.	R	H	2B	3B	HR	RBI	BB	SO
SANTA CLARA	2-1	.390	38	46	12	0	10	38	15	23
OHIO STATE	2-2	.338	32	48	8	3	5	31	18	33
GLOBE LIFE (#7 TAMUx2/#5 TCU)	0-3	.233	14	24	7	0	0	11	8	32
SINGLE GAME MIDWEEKS	2-0	.289	15	16	2	0	1	14	11	20

PITCHING	W-L	ERA	H	R	ER	BB	SO	SV	SCORE
SANTA CLARA	2-1	10.0	37	33	30	9	35	1	38-33
OHIO STATE	2-2	7.1	46	36	30	20	46	1	32-36
GLOBE LIFE (#7 TAMUx2/#5 TCU)	0-3	7.27	25	25	21	23	27	0	14-25
SINGLE GAME MIDWEEKS	2-0	4.00	13	9	8	16	19	1	15-9

STREAKS AND SUPERLATIVES

Multiple Hit Games	2	3	4	5+	Total
18 Tobias, Jacob	3	2	-	-	5
12 Williams, Harris	2	2	1	-	5
24 Jackson, Isaiah	3	2	-	-	5
9 Karstetter, Kevin	4	1	-	-	5
27 Compton, Brandon	3	2	-	-	5
8 Ondina, Steven	3	2	-	-	5
17 Campos, Ryan	3	-	-	-	3
2 Mendoza, Ethan	2	-	-	1	3
3 McLain, Nick	1	1	-	-	2
11 Vu, Kien	2	-	-	-	2
6 Contrades, Nu'u	1	-	-	-	1
TEAM	27	12	1	1	41

Multiple RBI Games	2	3	4	5+	Total
17 Campos, Ryan	2	-	1	1	4
27 Compton, Brandon	1	2	1	-	4
24 Jackson, Isaiah	-	2	-	1	3
12 Williams, Harris	1	-	1	-	2
18 Tobias, Jacob	-	1	1	-	2
8 Ondina, Steven	1	-	-	-	1
9 Karstetter, Kevin	1	-	-	-	1
6 Contrades, Nu'u	-	-	1	-	1
3 McLain, Nick	-	-	1	-	1
2 Mendoza, Ethan	-	1	-	-	1
TEAM	6	6	6	2	20

Hitting Streaks	Longest	Current
18 Tobias, Jacob	8	1
8 Ondina, Steven	6	1
9 Karstetter, Kevin	4	-
27 Compton, Brandon	4	3
12 Williams, Harris	4	-
2 Mendoza, Ethan	4	4
17 Campos, Ryan	4	-
11 Vu, Kien	3	3
6 Contrades, Nu'u	2	2
24 Jackson, Isaiah	2	-
21 Cromwick, Josiah	1	-
4 Ryan, Jax	1	1
3 McLain, Nick	1	1

Reached Base Streaks	Longest	Current
17 Campos, Ryan	12	12
9 Karstetter, Kevin	8	2
18 Tobias, Jacob	8	1
12 Williams, Harris	8	3
27 Compton, Brandon	7	3
8 Ondina, Steven	6	1
6 Contrades, Nu'u	5	5
2 Mendoza, Ethan	4	4
24 Jackson, Isaiah	4	-
11 Vu, Kien	3	3
3 McLain, Nick	2	1
5 Newman, Trey	1	-
21 Cromwick, Josiah	1	-
4 Ryan, Jax	1	1

2024 Sun Devil Baseball

ROSTER

PITCHERS (20)

No.	Name	Yr	B/T	HT	WT	Hometown (High School/Previous School)
49	Jaden Alba	FR	R/R	6'3	210	Long Beach, CA (Gahr)
25	Bradyn Barnes	FR	L/L	6'1	200	Chandler, AZ (Basha)
51	Adam Behrens	FR	L/R	6'3	200	Gurnee, IL (Warren Township)
29	Alec Belardes	FR	R/R	6'2	205	San Jose, CA (Valley Christian)
15	Thomas Burns	FR	R/R	6'3	210	Hortonville, WI (Hortonville)
35	Josh Butler	FR	R/R	6'6	210	Phoenix, AZ (Sandra Day O'Connor)
14	Cole Carlon	FR	L/L	6'5	220	Tempe, AZ (Corona Del Sol)
41	Matt Cornelius	JR	R/L	6'0	185	Zuni, NM (St. Pius/Pima College)
45	Brok Eddy	FR	R/R	6'3	185	Brighton, CO (Brighton)
38	Sean Fitzpatrick	SO	L/L	6'0	165	Spring, TX (Concordia Lutheran/Arkansas)
10	Bennett Fryman	FR	L/L	5'11	195	Frisco, TX (Lone Star)
40	Jonah Giblin	R-JR	R/R	6'4	235	Seattle, WA (Bainbridge/Phoenix College)
36	Wyatt Halvorson	FR	R/R	6'3	215	Scottsdale, AZ (Chaparral)
22	Ben Jacobs	SO	L/L	6'1	190	Huntington Beach, CA (Huntington Beach/UCLA)
47	Rohan Lettow	FR	R/R	6'2	180	Chandler, AZ (Hamilton)
52	Connor Markl	SR	L/L	6'1	200	Scottsdale, AZ (Notre Dame Prep/Grand Canyon)
13	Tyler Meyer	R-SO	R/R	6'4	210	Riverbank, CA (Big Valley Christian/Stanislaus State)
31	Hunter Omlid	GR	R/R	6'2	200	Hamilton, MT (Hamilton/Grand Canyon)
54	Ryan Schiefer	JR	R/R	6'3	175	Gilbert, AZ (Campo Verde/Central Arizona College)
44	Matthew Tieding	SR	R/R	6'4	225	Fort Worth, TX (All-Saints Episcopal/San Jacinto)

CATCHERS (4)

50	Brody Briggs	FR	L/R	6'1	195	Tulsa, OK (Union)
17	Ryan Campos	JR	L/R	5'8	190	Mesa, AZ (Red Mountain)
21	Josiah Cromwick	SR	R/R	6'2	200	Las Vegas, NV (Palo Verde/Oregon)
5	Trey Newman	SR	R/R	5'9	180	Scottsdale, AZ (Pinnacle/Central Arizona College)

INFIELDERS (9)

6	Nu'u Contrades	SO	R/R	6'0	195	Ewa Beach, HI (St. Louis)
32	Mario Demera	SR	R/R	6'1	195	Burlingame, CA (St. Ignatius/San Francisco)
9	Kevin Karstetter	SR	R/R	6'3	220	State College, PA (IMG Academy/State College of Florida)
43	Ryan Kroepel	FR	L/R	6'0	180	Poway, CA (Poway)
7	Eamonn Lance	GR	R/R	6'1	195	Fairfax, CA (Sir Francis Drake/Santa Clara)
2	Ethan Mendoza	FR	R/R	5'10	175	Bedford, TX (Southlake Carroll)
8	Steven Ondina	SR	R/R	5'8	160	Gurabo, Puerto Rico (IBA/FIU)
4	Jax Ryan	FR	R/R	6'1	190	Verdigris, OK (Verdigris)
18	Jacob Tobias	JR	L/R	6'1	220	Bakersfield, CA (Liberty)

OUTFIELDERS (5)

27	Brandon Compton	R-FR	L/L	6'1	225	Buckeye, AZ (Buckeye Union)
24	Isaiah Jackson	SO	L/R	6'4	215	Vail, AZ (Cienega)
3	Nick McLain	R-SO	S/L	5'10	190	Tustin, CA (Beckman/UCLA)
11	Kien Vu	SO	L/L	6'0	185	San Diego, CA (Point Loma)
12	Harris Williams	GR	L/R	5'10	190	Denver, CO (Denver North/San Francisco)

COACHING STAFF

Willie Bloomquist	Head Coach
Mike Goff	Assistant Coach
Sam Peraza	Assistant Coach
Anthony Gilich	Assistant Coach

2024 Sun Devil Baseball

ROSTERS

NUMERICAL

No.	Name	Yr	Pos.	B/T	HT	WT	Hometown (High School)
2	Mendoza, Ethan	INF	FR	R/R	5'10	175	Bedford, TX (Southlake Carroll HS)
3	McLain, Nick	OF	R-SO	S/L	5'10	190	Tustin, CA (Beckman HS/UCLA)
4	Ryan, Jax	INF	FR	R/R	6'1	190	Verdigris, OK (Verdigris HS)
5	Newman, Trey	C	SR	R/R	5'9	180	Scottsdale, AZ (Pinnacle HS/Central Arizona College)
6	Contrades, Nu'u	INF	SO	R/R	6'0	195	Ewa Beach, HI (St. Louis HS)
7	Lance, Eamonn	INF	GR	R/R	6'1	195	Fairfax, CA (Sir Francis Drake HS/Santa Clara)
8	Ondina, Steven	INF	SR	R/R	5'8	160	Gurabo, Puerto Rico (IBA HS/Florida International)
9	Karstetter, Kevin	INF	SR	R/R	6'3	220	State College, PA (IMG Academy/State College of Florida)
10	Fryman, Bennett	LHP	FR	L/L	5'11	195	Frisco, TX (Lone Star HS)
11	Vu, Kien	OF	SO	L/L	6'0	185	San Diego, CA (Point Loma HS)
12	Williams, Harris	OF	GR	L/R	5'10	190	Denver, CO (Denver North HS/University of San Francisco)
13	Meyer, Tyler	RHP	R-SO	R/R	6'4	210	Riverbank, CA (Big Valley Christian HS/Cal State Stanislaus)
14	Carlton, Cole	LHP	FR	L/L	6'5	220	Tempe, AZ (Corona Del Sol HS)
15	Burns, Thomas	RHP	FR	R/R	6'3	210	Hortonville, WI (Hortonville HS)
17	Campos, Ryan	C	JR	L/R	5'8	190	Mesa, AZ (Red Mountain HS)
18	Tobias, Jacob	INF	JR	L/R	6'1	220	Bakersfield, CA (Liberty HS)
21	Cromwick, Josiah	C	SR	R/R	6'2	200	Las Vegas, NV (Palo Verde HS/University of Oregon)
22	Jacobs, Ben	LHP	SO	L/L	6'1	190	Huntington Beach, CA (Huntington Beach HS/UCLA)
24	Jackson, Isaiah	OF	SO	L/R	6'4	215	Vail, AZ (Cienega HS)
25	Barnes, Bradyn	LHP	FR	L/L	6'1	200	Chandler, AZ (Basha HS)
27	Compton, Brandon	OF	R-FR	L/L	6'1	225	Buckeye, AZ (Buckeye Union HS)
29	Belardes, Alec	RHP	FR	R/R	6'2	205	San Jose, CA (Valley Christian HS)
31	Omlid, Hunter	RHP	GR	R/R	6'2	200	Hamilton, MT (Hamilton HS/Grand Canyon)
32	Demera, Mario	INF	SR	R/R	6'1	195	Burlingame, CA (St. Ignatius HS/University of San Francisco)
35	Butler, Josh	RHP	FR	R/R	6'6	210	Phoenix, AZ (Sandra Day O'Connor HS)
36	Halvorson, Wyatt	RHP	FR	R/R	6'3	215	Scottsdale, AZ (Chaparral HS)
38	Fitzpatrick, Sean	LHP	SO	L/L	6'0	165	Spring, TX (Concordia Lutheran HS/University of Arkansas)
40	Giblin, Jonah	RHP	R-JR	R/R	6'4	235	Seattle, WA (Bainbridge HS/Phoenix College)
41	Cornelius, Matt	LHP	JR	R/L	6'0	185	Zuni, NM (St. Pius HS/Pima CC)
43	Kroepel, Ryan	INF	FR	L/R	6'0	180	Poway, CA (Poway HS)
44	Tieding, Matthew	RHP	SR	R/R	6'4	225	Fort Worth, TX (All-Saints Episcopal HS/San Jacinto College)
45	Eddy, Brok	RHP	FR	R/R	6'3	185	Brighton, CO (Brighton HS)
47	Lettow, Rohan	RHP	FR	R/R	6'2	180	Chandler, AZ (Hamilton HS)
49	Alba, Jaden	RHP	FR	R/R	6'3	210	Long Beach, CA (Gahr HS)
50	Briggs, Brody	C	FR	L/R	6'1	195	Tulsa, OK (Union HS)
51	Behrens, Adam	RHP	FR	L/R	6'3	200	Gurnee, IL (Warren Township HS)
52	Markl, Connor	LHP	SR	L/L	6'1	200	Scottsdale, AZ (Notre Dame Prep HS/Grand Canyon)
54	Schiefer, Ryan	RHP	JR	R/R	6'3	175	Gilbert, AZ (Campo Verde HS/Central Arizona College)

PRO-NUN-SEE-AY-SHUNS

Eamonn Lance - AY-min
Steven Ondina - ON-dee-nuh
Cole Carlton - car-LONE
Ryan Campos - CAMP-ose
Josiah Cromwick - JOE-ZY-uh
Nu'u Contrades - New con-TRAW-dez
Alec Belardes - beh-LAR-dez
Hunter Omlid - OMM-lid
Isaiah Jackson - eye-ZAY-uh
Mario Demera - deh-MARE-uh

Wyatt Halvorson - HAL-vore-sun
Tyler Meyer - MY-er
Ryan Kroepel - CRAY-pull
Brok Eddy - ED-dee
Matt Tieding - tee-DING
Jacob Tobias - toe-BYE-us
Rohan Lettow - ROW-en LETT-owe
Kien Vu - KEY-en VOO
Jaden Alba - JAY-den AL-buh
Adam Behrens - BARE-ens

Connor Markl - MARK-ull
Ryan Schiefer - SHEEF-er
Anthony Gilich - GILL-ich

ALPHABETICAL

No.	Name	Pos.
49	Alba, Jaden	RHP
25	Barnes, Bradyn	LHP
51	Behrens, Adam	RHP
29	Belardes, Alec	RHP
50	Briggs, Brody	C
15	Burns, Thomas	RHP
35	Butler, Josh	RHP
17	Campos, Ryan	C
14	Carlton, Cole	LHP
27	Compton, Brandon	OF
6	Contrades, Nu'u	INF
41	Cornelius, Matt	LHP
21	Cromwick, Josiah	C
32	Demera, Mario	INF
45	Eddy, Brok	RHP
38	Fitzpatrick, Sean	LHP
10	Fryman, Bennett	LHP
40	Giblin, Jonah	RHP
36	Halvorson, Wyatt	RHP
24	Jackson, Isaiah	OF
22	Jacobs, Ben	LHP
9	Karstetter, Kevin	INF
43	Kroepel, Ryan	INF
7	Lance, Eamonn	INF
47	Lettow, Rohan	RHP
52	Markl, Connor	LHP
3	McLain, Nick	OF
2	Mendoza, Ethan	INF
13	Meyer, Tyler	RHP
5	Newman, Trey	C
31	Omlid, Hunter	RHP
8	Ondina, Steven	INF
4	Ryan, Jax	INF
54	Schiefer, Ryan	RHP
44	Tieding, Matthew	RHP
18	Tobias, Jacob	INF
11	Vu, Kien	OF
12	Williams, Harris	OF

BY POSITION

Catchers	4
Pitchers	20
Infielders	9
Outfielders	5

BY CLASS

Graduates	3
Seniors	7
Juniors	5
Sophomores	7
Freshmen	16

BATTING

Lefties	8
Righties	9
Switch	1

PITCHING

Righties	13
Lefties	7

2024 Sun Devil Baseball

LAST TIME

Hitting Categories

Hit a grand slam	Brandon Compton, Feb. 25, 2024 vs. Ohio State (W, 10-8)
Team hit two grand slams.....	Will Rogers and Nate Baez, Feb. 20, 2022 vs. Dixie State (W, 17-8)
Team hit five or more home runs.....	6, April 29, 2023 at #23 Oregon (L, 10-16)
Hit a walkoff HR.....	Isaiah Jackson (grand slam), April 22, 2023 vs. #21 Oregon State (W, 11-7)
Led off the game with a HR.....	Wyatt Crenshaw, April 29, 2023 at #23 Oregon (L, 10-16)
Hit for the cycle.....	Travis Buck, March 7, 2003 vs. Southern Utah (W, 19-0)
Team hit for the cycle to open the game.....	April 27, 2003 vs. Washington State (HR/2B/1B/3B)
Team hit for the cycle on four consecutive batters.....	April 18, 2019 at Utah (2B, 3B, 1B, HR in 12th inning)
Hit back-to-back HRs.....	Ryan Campos and Ethan Long, Feb. 21, 2023 vs. UNLV (W, 6-3)
Hit back-to-back-to-back HRs.....	Trevor Hauver, Spencer Torkelson, Hunter Bishop, April 12, 2019 vs. #3 Oregon State (L, 4-6)
Hit two HRs in one game	Ryan Campos (2), Feb. 18, 2024 vs. Santa Clara (L, 13-14)
Multiple Players had multiple home runs in one game.....	2, Wyatt Crenshaw (2) and Luke Keaschall (2), April 29, 2023 at #23 Oregon (L, 10-16)
Switch hitter homered from both sides in one game.....	Nick McLain, April 28, 2023 at #23 Oregon (L, 5-11)
A freshman hit two HR in one game.....	Joey DeMichele, May 1, 2011 vs. Stanford (TIES ASU RECORD)
Hit three HRs in one game.....	6, Joe Lampe, March 13, 2022 vs. San Francisco
Reached base 6+ times in one game.....	2, Nate Baez, 2022
A player hit two grand slams in one season.....	Ethan Mendoza, Feb. 18, 2024, vs. Santa Clara (5-for-5)
Had five hits in one game	Travis Buck, March 13, 2005 vs. Western Illinois (went 6-for-8, 3 RBI)
Had six hits in one game.....	Jerry Mantlo, February 6, 1972 vs. Michigan
Had seven hits in one game.....	Luke Hill, March 12, 2023 vs. UC Davis (W, 17-4)
Had three doubles in one game.....	Travis Buck, February 28, 2004 vs. Connecticut (W, 16-5)
Had four doubles in one game.....	Gage Canning, March 3, 2018 vs. Oklahoma State
Hit two triples in one game.....	Trevor Hauver, Feb. 24, 2019 vs. UC Davis (W, 17-2)
Had seven RBI in one game.....	Kiel Roling, March 17, 2007 vs. Maine
Had eight RBI in one game.....	Jeremy West, April 27, 2003 vs. Washington State
Had nine RBI in one game.....	Drew Maggi, April 10, 2010 at Washington St. (TIES ASU RECORD)
Sole home.....	Luke Keaschall, April 10, 2023 at Cal (W, 15-10)
Struck out five or more times in one game.....	5, Isaiah Jackson, at Mississippi State, Feb. 24, 2023
Hitter stranded seven runners on base.....	Joe Lampe (7), May 22, 2021 at USC (L, 1-6)
Recorded 13 total bases.....	Gage Canning (13), April 27 vs. Oregon (2 HR, 1 3B, 2 1B)
Had an inside-the-park home run.....	Isaiah Jackson, April 15, 2023 at Washington (W, 8-6)
Had an inside-the-park home run AND a traditional home run in one game.....	Gage Canning, March 18, 2018 vs. Oregon (W, 18-4)
Scored five runs in one game.....	5, Joe Lampe vs. San Francisco, March 13, 2022 (W, 17-10)
Was hit by a pitch two or more times.....	2, Sean McLain, at #13 UCLA, April 29, 2022
Team was hit by 5+ pitches.....	5, May 11, 2021 at Nevada
Walked 4+ times.....	4, Connor Davis, Feb. 25, 2022 vs. BYU (L, 5-6)
Opponent hit two HRs in one game	2, JonJon Berring, Feb. 18, 2024, vs. Santa Clara (L, 13-14)
Opponent hit a walkoff HR.....	Kyle Kretschmar, Cal, April 1, 2023
Opponent hit a leadoff HR	Trey Lipsey, Feb. 23, 2024, vs. Ohio State (W, 14-4)

Pitching Categories

Threw a no-hitter.....	Ryan Hingst, March 25, 2016 vs. Utah (W, 5-0)
Threw a perfect game.....	Eddie Bane, March 2, 1973 vs. Cal State Northridge (W, 9-0)
Threw a one-hitter.....	Individual - Brian Flores, May 20, 2007 at Oregon State (W, 8-1)
Threw a two-hitter.....	Team - Feb. 21, 2021 vs. Sacramento State (W, 3-1)
Were no-hit.....	Will Waldrip, Jan. 23, 1999 vs. Hawaii-Hilo (W, 3-0)
Were one-hit.....	Phil Keller, March 23, 1970 vs. Stanford (L, 1-0)
Were two-hit	Noah Bremer, at Washington, May 12, 2017 (L, 0-4)
Threw a complete game.....	#7 Texas A&M (2 pitchers), March 1, 2024 (L, 0-4)
Threw a complete game shutout.....	Justin Fall, May 8, 2021 at Cal (W, 6-3)
Threw back-to-back complete games.....	Eli Lingos, March 30, 2018 at Washington St. (W, 7-0)
Threw back-to-back complete game shutouts.....	Trevor Williams, 3/1/13 vs. Pacific (W, 8-1) and 3/9 vs. Long Beach State (W, 4-0)
Had an opposing pitcher throw a complete game.....	Brady Rodgers/Kramer Champlin, May 20 and 21, 2011 at Washington
Shut out an opponent (five or more pitchers).....	Alex Williams, at #14 Stanford, April 8, 2022 (L, 0-8)
Shut out an opponent in back to back games (one or more pitchers).....	March 7, 2021 vs. Utah (5-0, 8 pitchers - school record)
ASU was shutout	March 7 and 12, 2021 vs. Utah and Cal State Fullerton (5-0 and 10-0)
Struck out 10 or more batters in a game.....	#7 Texas A&M, March 1, 2024 (L, 0-4)
Team struck out 18 or more batters.....	11 (7.1 IP), Tyler Thornton, April 30, 2021 vs. Rhode Island (W, 9-6)
Had back-to-back starts with 10 strikeouts.....	20, April 9, 2021 at Washington (W, 3-2 (15))
Individual struck out 15 or more batters in a game.....	Alec Marsh (10 in each), May 10, 2019 at Nebraska and May 17, 2019 at Cal
Had an opposing pitcher strike out 10 or more Sun Devils.....	Mike Leake (15), May 30, 2009 vs. Oral Roberts (CG, 4-1 Win in Tempe Regional)
Did not walk a batter (complete game).....	Cooper Hierpe (12), at #3 Oregon State, March 18, 2022 (L, 0-21)
Recorded 10 wins in a season.....	Ryan Kellogg, May 14, 2015 vs. Washington State (W, 5-0)
Hit three batters in a game.....	Ryan Kellogg, 11-1 (2013)
Starting pitcher hit a home run in a game.....	Ross Dunn (3), March 17, 2023 at Utah (W, 9-7)
Reliever pitched 6.0+ innings in relief.....	Erik Tolman, April 23, 2019 vs. UNLV (W, 9-2)
Used 10+ pitchers.....	7.0 (Save), Tyler Thornton, April 30, 2021 vs. Rhode Island (W, 9-6)
Pitcher went 7.0 innings with one hit or less.....	12, April 21, 2021 at GCU (school record)
	1 hit in 7.0 IP, Kai Murphy (starting debut), May 9, 2021 at Cal (W, 7-2)

Fielding Categories

Had no errors in four straight games.....	April 20, 23, 26-27, 2019 at Utah vs. UNLV at Washington
Committed three or more errors in one game.....	Luke Hill (3), April 22, 2023 vs. #21 Oregon State
Team had five errors in one game.....	5, April 22, 2023 vs. #21 Oregon State
Had 16 or more putouts in one game.....	Conor Davis (18), First Base, at Arizona, April 23, 2022 (W, 8-5)
Had 20 or more put outs in one game.....	Zach Wilson (20), First Base, April 21, 2011 at Cal
Had eight or more assists in one game.....	Hunter Haas (8), April 10, 2021 at Washington (W, 8-1)
Caught and pitched in the same game.....	Sean McLain (8), April 17, 2021 vs. #18 Stanford (L, 9-11 (12))
Turned four double plays in one game.....	Jordan Swagerty, March 17, 2010 vs. USC (2x in 2010)
Turned five+ double plays in one game.....	May 7, 2021 at Cal (L, 2-7)
Turned a triple play.....	5, April 25, 2010 vs. Washington (TIES ASU RECORD)
	Eric Sogard (2B), Brett Wallace (1B) and Andrew Romine (SS), February 27, 2007 at Arizona

Scoring and Misc. Categories

Recorded 20+ hits.....	20, March 12, 2023 vs. UC Davis
Recorded 20+ hits in back-to-back games.....	22 and 22, February 3-4, 2007 vs. Southern Utah
Scored 20+ runs.....	21, April 11, 2022 at Santa Clara (W, 21-1)
Scored 30+ runs.....	30, March 13, 2005 vs. Western Illinois (W, 30-13 in Baton Rouge, La.)
Scored 10+ runs in one inning.....	10, 9th Inning, April 11, 2022 at Santa Clara (W, 21-1)
Allowed 10+ runs in one inning.....	13, 6th Inning, April 29, 2022 at #13 UCLA (L, 2-19)
Allowed 5 or more home runs in a game	5, vs. Ohio State, Feb. 24, 2024 (L, 4-13)
Allowed 3 or more home runs in an inning.....	3, at #14 Stanford, April 8, 2022
Walked 15+ times in a game.....	15, March 31, 2019 vs. Arizona (W, 17-16)
Walked 15+ opponent batters.....	15, March 18, 2022 at #3 Oregon State (L, 0-21)
Stranded 15+ ASU runners on base in one game.....	15, March 6, 2022 at San Diego State (W, 6-4)
Stranded 15+ opponent runners on base in one game.....	15, March 18, 2022 at #3 Oregon State (L, 0-21)
Surrendered a ninth inning lead.....	March 1, 2023 vs. NDSU (led 9-8, won 10-9)
Walked off an opponent.....	Isaiah Jackson (grand slam), April 22, 2023 vs. #21 Oregon State (W, 11-7)
Swept a three-game Pac-12 series.....	April 6-8, 2023 vs. WSU (6-5, 6-2, 4-1)
Swept a three-game Non-Conference series.....	March 10-12 vs. UC Davis (7-1, 6-4, 17-4)
Shut out an opponent twice in a series.....	March 26-28, 2021 vs. Washington St. (10-0, 5-4, 9-0)
Were swept in a Pac-12 series.....	May 11-13, 2023 at USC (1-4, 0-2, 1-5)
Were swept in a Pac-12 series at home.....	May 5-7, 2023 vs. #7 Stanford (6-8, 11-12, 4-9)
Were swept in a three-game Non-Conference series.....	March 3-5, 2023 vs. UC Irvine (6-16, 9-10, 2-7)
Played in extra innings.....	11, April 26, 2023 vs. Cal State Fullerton (L, 8-11)
Played in 14+ innings.....	16, April 9, 2021 at Washington (W, 3-2 (16))
Played back-to-back extra inning games.....	March 29-30, 2018 at Washington State (L, 8-7 (10)), (L, 4-3 (11))
Played a game lasting 5+ hours.....	5 hours, 4 minutes, April 9, 2021 at Washington (W, 3-2 (16))
ASU overcame a five-run deficit	5, March 2, 2024 vs. #7 TCU (Down 5-0, L, 11-9)
ASU overcame multiple five-run deficits in a season.....	4, 2023 (7 vs. NDSU (W), 7 vs GCU (W), 5 vs. #21 OSU (W), 5 at #23 ORE (W))

2024 Sun Devil Baseball

SITUATIONAL RECORDS/PITCHING STAFF

Record When...

Overall	6-6	Opponent 0-2 runs	0-0	Hit 0 home runs	1-3
Conference.....	0-0 3-5 runs	2-1	... 1 home run	2-2
Non-Conference	6-6 6-9 runs	3-0	... 2+ home runs	3-1
Home games	5-3 10+ runs	1-5	Opponent 0 home runs	1-1
Away games	1-0	Scored in 1st inning	2-3 1 home run	2-1
Neutral site.....	0-3	Opp. scored in 1st	2-4 2+ HRs	3-4
Day games	3-3	Scores first	3-1	Made 0 errors	0-2
Night games.....	3-3	Opp. scores first	3-5	... 1 error	4-3
vs Left starter	2-4	After 6 leading	5-1	... 2+ errors	2-1
vs Right starter	4-2 trailing	0-5	Opp. made 0 errors.....	2-3
1-Run games.....	1-1 tied	1-0 1 error.....	1-2
2-Run games.....	1-1	After 7 leading.....	67-1 2+ errors	3-1
5+Run games.....	2-3 trailing	0-4	Out-hit opponent.....	4-1
Extra innings	0-0 tied	0-1	Out-hit by opponent	1-5
Shutouts	0-1	After 8 leading	5-0	Hits are tied	1-0
Scoring 0-2 runs.....	0-1 trailing	0-5		
..... 3-5 runs.....	0-3 tied	0-1		
..... 6-9 runs	2-1				
..... 10+ runs	4-1				

A Look At the Pitching Staff

Arizona State Starters

Pitcher	Starts/QS	PC/Start	IP/Start	ER Against/Start	Runs For/Start	PCK	DP	Team Record
Thomas Burns	3/0	255/85.0	131/4.4	7/2.3	14/4.7	0	1	2-1
Connor Markl	3/0	245/81.7	12.2/4.2	10/3.3	13/4.3	0	2	1-2
Tyler Meyer	3/0	204/68.0	8.1/2.7	11/3.7	8/2.7	0	1	1-2
Ben Jacobs	1/0	74/74.0	4.2	3/3.0	1/1.0	0	0	0-1
Adam Behrens	1/0	76/76.0	4.0/4.0	3/3.0	4/4.0	1	1	1-0
Jonah Gilib	1/0	50/50.0	2.0/2.0	1/1.0	0/0.0	0	0	1-0

Arizona State Bullpen (Relief Appearances Stats Only)

Reliever	APP	IP	H	R	ER	BB	SO	SV	ERA	Hold	IR/Scored	1st Bat. Faced/Ret.
Jacobs	3	4.2	2	4	1	2	7	0	1.93	0	2/2	3/3
Schiefer	4	7.0	2	2	2	4	9	0	2.57	0	4/1	4/3
Carlton	6	7.1	6	3	3	5	4	2	3.68	1	3/0	6/4
Fitzpatrick	7	5.2	5	3	3	3	4	0	4.76	0	5/1	7/5
Barnes	3	1.2	1	2	1	8	3	0	5.40	0	1/1	3/2
Halvorson	4	4.2	5	3	3	4	8	0	5.79	0	2/1	4/2
Tieding	5	5.2	7	4	4	2	3	1	6.35	0	6/2	5/4
Cornelius	3	5.0	5	5	4	1	8	0	7.20	0	7/3	3/2
Omlid	5	6.0	5	5	5	2	9	0	7.50	1	5/1	5/3
Behrens	3	6.1	14	9	8	3	5	0	11.37	0	3/2	3/0
Butler	2	2.0	4	4	3	1	1	0	13.50	0	0/0	2/1
Giblin	2	3.0	8	8	8	2	3	0	24.00	0	1/1	2/1
Eddy	2	1.2	5	6	6	2	2	0	32.40	0	3/3	2/0
Lettow	1	0.1	1	3	3	2	0	0	81.00	0	0/0	0/1

2024 Sun Devil Baseball

TEAM AND INDIVIDUAL RANKINGS

NATIONAL/LEAGUE RANKINGS

Category	Team		Nat'l	Pac-12	Value
Base on Balls (295 ranked)			163	6	.52
Batting Average (295 ranked)			48	4	0.312
Double Plays (294 ranked)			20	3	.12
Double Plays Per Game (294 ranked)			24	4	.1
Doubles (295 ranked)			35	1	.29
Doubles Per Game (295 ranked)			38	1	2.42
Earned Run Average (295 ranked)			219	11	7.56
Fielding Percentage (295 ranked)			160	8	0.966
Hit Batters (295 ranked)			137	7	.16
Hit by Pitch (294 ranked)			217	10	.11
Hits (295 ranked)			35	2	.134
Hits Allowed Per Nine Innings (295 ranked)			195	11	10.27
Home Runs (290 ranked)			65	4	.16
Home Runs Per Game (293 ranked)			78	4	1.33
On Base Percentage (295 ranked)			107	4	0.396
Runs (295 ranked)			67	3	.99
Sacrifice Bunts (228 ranked)			184	9	.2
Sacrifice Flies (274 ranked)			122	4	.5
Scoring (295 ranked)			67	3	.82
Slugging Percentage (295 ranked)			54	4	0.505
Stolen Bases (294 ranked)			187	8	.9
Stolen Bases Per Game (294 ranked)			202	8	0.75
Strikeout-to-Walk Ratio (295 ranked)			134	9	1.87
Strikeouts Per Nine Innings (295 ranked)			40	4	10.8
Triples (196 ranked)			73	6	.3
Triples Per Game (259 ranked)			94	6	0.25
WHIP (295 ranked)			205	11	1.78
WL Pct (284 ranked)			142	6	.05
Walks Allowed Per Nine Innings (295 ranked)			205	11	5.77

Category	Individual		Nat'l	Pac-12	Value
Base on Balls (106 ranked)	Name		106	3	.11
Base on Balls Per Game (147 ranked)	Ryan Campos		147	4	0.92
Batting Average (250 ranked)	Brandon Compton		72	5	0.432
	Steven Ondina		228	12	0.389
Doubles (97 ranked)	Brandon Compton		97	6	.5
Doubles Per Game (149 ranked)	Brandon Compton		121	6	0.45
Games Started (15 ranked)	Thomas Burns		15	2	.3
	Connor Markl		15	2	.3
	Tyler Meyer		15	2	.3
Hits (134 ranked)	Harris Williams		134	4	.18
Hits Allowed Per Nine Innings (149 ranked)	Thomas Burns		101	6	5.4
Home Runs (105 ranked)	Isaiah Jackson		105	4	.4
Pitching Appearances (57 ranked)	Sean Fitzpatrick		9	2	.7
	Cole Carlon		57	6	.6
Runs Batted In (122 ranked)	Ryan Campos		86	5	.16
	Isaiah Jackson		86	5	.16
Runs Batted In Per Game (146 ranked)	Ryan Campos		118	5	1.33
	Isaiah Jackson		118	5	1.33
Sacrifice Flies (54 ranked)	Isaiah Jackson		54	3	.2
Saves (105 ranked)	Cole Carlon		35	1	.2
	Matt Tieding		105	6	.1
Slugging Percentage (250 ranked)	Brandon Compton		149	5	0.73
Strikeouts (111 ranked)	Thomas Burns		59	2	.21
Strikeouts Per Nine Innings (147 ranked)	Thomas Burns		40	2	14.18
Triples (89 ranked)	Kevin Karstetter		89	8	.1
	Ethan Mendoza		89	8	.1
	Kien Vu		89	8	.1
Triples Per Game (140 ranked)	Ethan Mendoza		140	9	0.1
Victories (52 ranked)	Matt Cornelius		52	3	.2
	Adam Behrens		52	3	.2

2024 Sun Devil Baseball

RECORD BY POSITION STARTS


LF		CF		RF	
Williams, 9 (6-5)		Jackson, 12 (6-6)		McLain, 4 (1-3)	
Compton, 2 (0-2)				Williams, 3 (1-2)	
Campos, 1, (1-0)				Vu, 3 (3-0)	
				Cromwick, 2 (1-1)	
SS		2B		1B	
Ondina, 10 (5-5)		Mendoza, 9 (3-6)		Tobias, 12 (6-6)	
Ryan, 2 (1-1)		Karstetter, 3 (3-0)			
3B		SP		DH	
Contrades, 5 (4-1)		Burns, 3 (2-1)		Compton, 7 (5-2)	
Karstetter, 6 (2-4)		Markl, 3 (1-2)		Karstetter, 2 (1-1)	
Demera, 1 (0-1)		Meyer, 3 (1-2)		Demera, 1 (0-1)	
		Jacobs, (0-1)		Campos, 1 (0-1)	
		Behrens, 1 (1-0)		Cromwick, 1 (0-1)	
		Giblin, 1 (1-0)			
		C			
		Campos, 10 (5-5)			
		Newman, 2 (1-1)			

DOUBLE PLAYS

Gm #	Date	Opponent	Pitcher (SZN #)	Scoring	Players	Inn	Outs	Score	Final
1-Feb. 16		Santa Clara	Tieding (1)	KS 24 CS DP	Campos-Karstetter	3	1	5-0	11-6
4-Feb. 20		#24 Kansas State	Behrens (1)	643 GDP	Ondina-Mendoza-Tobias	2	0	0-0	9-6
4-Feb. 20		#24 Kansas State	Halvorson (1)	653 GDP	Ondina-Mendoza-Tobias	7	0	5-4	9-6
6-Feb. 23		Ohio State	Halvorson (2)	463 GDP	Karstetter-Ryan-Tobias	9	1	14-4	14-14
7-Feb. 24		Ohio State	Fitzpatrick (1)	643 GDP	Ondina-Mendoza-Tobias	6	1	3-2	4-13
8-Feb. 25		Ohio State	Meyer (1)	163 GDP	Meyer-Ondina-Tobias	4	1	5-4	10-8
8-Feb. 25		Ohio State	Carlton (1)	463 GDP	Karstetter-Ondina-Tobias	7	1	10-8	10-8
10-March 2		#5 TCU	Markl (1)	463 GDP	Mendoza-Ondina-Tobias	1	0	0-0	9-11
10-March 2		#5 TCU	Markl (2)	543 GDP	Karstetter-Mendoza-Tobias	3	1	0-0	9-11
11-March 3		#7 Texas A&M	Carlton (2)	463 GDP	Mendoza-Ondina-Tobias	4	1	1-10	5-10
12-March 5		@ UT Arlington	Schiefer (1)	463 GDP	Mendoza-Ondina-Tobias	8	1	6-2	6-3
12-March 5		@ UT Arlington	Carlton (3)	643 GDP	Ondina-Mendoza-Tobias	9	1	6-3	6-3

2024 Sun Devil Baseball

TV/RADIO ROSTER



#2, ETHAN MENDOZA
FR. • INF • R/R • 5-10 • 175



#3, NICK MCLAIN
SO. • OF • S/R • 5-10 • 185



#4, JAX RYAN
FR. • INF • R/R • 6-1 • 190




#5, TREY NEWMAN
R. SR. • C • R/R • 5-9 • 180



#6, NU'U CONTRADES
SO. • INF • R/R • 5-10 • 190



#7, EAMONN LANCE
GR. • INF • R/R • 6-1 • 195



#8, STEVEN ONDINA
SR. • INF • R/R • 5-8 • 160



#9, KEVIN KARSTETTER
SR. • INF • R/R • 6-3 • 220



#10, BENNETT FRYMAN
FR. • LHP/OF • L/L • 5-11 • 195




#11, KIEN VU
SO. • OF • L/L • 5-11 • 170



#12, HARRIS WILLIAMS
R. SR. • OF • L/R • 5-10 • 190



#13, TYLER MEYER
R. SO. • RHP • R/R • 6-3 • 215



#14, COLE CARLON
FR. • LHP/INF • L/L • 6-5 • 220




#15, THOMAS BURNS
FR. • RHP • R/R • 6-3 • 210



#17, RYAN CAMPOS
JR. • C • L/R • 5-9 • 180



#18, JACOB TOBIAS
JR. • INF • L/R • 6-1 • 225



#21, JOSIAH CROMWICK
SR. • C • R/R • 6-2 • 200



#22, BEN JACOBS
SO. • LHP • L/L • 6-2 • 190



#24, ISAIAH JACKSON
SO. • OF • L/R • 6-3 • 205



#25, BRADYN BARNES
FR. • LHP • L/L • 6-1 • 200

2024 Sun Devil Baseball

TV/RADIO ROSTER



#27, BRANDON COMPTON
R. FR. • LHP/OF • L/L • 6-1
• 210




#29, ALEC BELARDES
FR. • RHP • R/R • 6-2 • 210



#31, HUNTER OMLID
SR. • RHP • R/R • 6-2 • 200



#32, MARIO DEMERA
SR. • INF • R/R • 6-1 • 195



#35, JOSH BUTLER
FR. • RHP • R/R • 6-6 • 210



#36, WYATT HALVORSON
FR. • RHP • R/R • 6-3 • 215




#38, SEAN FITZPATRICK
SO. • LHP • L/L • 6-0 • 165



#40, JONAH GIBLIN
R. JR. • RHP • R/R • 6-4 • 230




#41, MATT CORNELIUS
JR. • LHP • R/L • 6-0 • 185



#43, RYAN KROEPEL
FR. • INF • L/R • 6-0 • 180



#44, MATT TIEDING
R. SR. • RHP • R/R • 6-3 • 225



#45, BROCK EDDY
FR. • RHP • R/R • 6-3 • 185



#47, ROHAN LETTOW
FR. • RHP • R/R • 6-2 • 180



#49, JADEN ALBA
FR. • RHP • R/R • 6-3 • 210



#50, BRODY BRIGGS
FR. • C • L/R • 6-1 • 195



#51, ADAM BEHRENS
FR. • RHP • L/R • 6-3 • 200



#52, CONNOR MARKL
SR. • LHP • L/L • 6-1 • 200



#54, RYAN SCHIEFER
JR. • RHP • R/R • 6-3 • 175



#30, WILLIE BLOOMQUIST
HEAD COACH



#20, SAM PERAZA
PITCHING COACH

Five-Time NCAA Champions (1965, 1967, 1969, 1977, 1981) | 22 College World Series Appearances | 21 Conference Championships

132 All-Americans | 14 National Players of the Year | 13 College Baseball Hall of Fame Members | 941 Letterwinners

473 Major League Baseball Draft Picks | 117 Major Leaguers | 52 Major League Baseball First-Round Draft Picks