

ASU 2019-2020 SCHEDULE

Date Opp. (TV/Radio).....FINAL/TIP

11/9 Colorado (ESPN2).....L, 71-81

AIR FORCE RESERVE TIP-OFF/TEMPE

11/14 CCSU (P12/92.3 FM).....W, 90-49

11/17 Rider (P12/620 AM).....W, 92-55

AIR FORCE RESERVE TIP-OFF/CONN

11/23 St. John's (ESPN3/620 AM) W, 80-67

11/24 #7 UVA (ESPN/620 AM)L, 45-48

11/26 @Princeton (ESPN+/620)....W, 67-65

12/3 @San Fran (CBSSN/98.7)....W, 71-67

12/7 Louisiana (P12/620 AM).....W, 77-65

12/11 Prairie View (P12/620 AM)....W, 88-79

12/14 Georgia (P12/620 AM).....W, 79-59

12/18 St. Mary's (PHX) (P12/98.7) L, 56-96

12/21 Creighton (P12/620 AM).....L, 60-67

12/28 TX-South. (P12/98.7 FM).....W, 98-81

1/4 @#25 Arizona (P12/98.7 FM)L, 47-75

1/9 @Oregon St. (ESPN/98.7)W, 82-76

1/11 @#9 Oregon (P12/98.7 FM) L, 69-78

1/16 #20 Colorado (ESPN2/98.7) L, 61-68

1/18 Utah (P12/620 AM).....W, 83-64

1/25 #22 Arizona (P12/98.7 FM) W, 66-65

1/29 @WSU(ESPN/98.7 FM).....L, 65-67

2/1 @Wash. (P12/98.7 FM).....W, 87-84

2/6 UCLA (ESPN2/98.7 FM).....W, 84-66

2/8 USC (FS1/620 AM).....W, 66-64

2/13 @Stan (ESPN2/98.7 FM).....W, 74-69

2/16 @Cal (ESPN/98.7 FM).....W, 80-75

2/20 #14 Oregon (ESPN2).....W, 77-72

2/22 Oregon St. (ESPN2/U).....W 74-73

2/27 @UCLA (P12/98.7 FM).....L, 72-75

2/29 @USC (ESPN/620 AM).....5 PT

3/5 Washington (ESPN2).....7

3/7 Washington State (P12).....4:30

3/11 Pac-12 Tournament.....Las Vegas

TURNED IT AROUND FAST

Buffalo was 285-369 (.436) in 22 seasons after going Division I (1991-2013). The Bulls were 42-20 (.677) in Coach Hurley's two seasons. He is 134-87 in seven years as a head coach and 92-67 at ASU.

FINAL FOUR TRIVIA: Coach Hurley is one of four current head coaches who won a Final Four MOP. Juan Dixon (2002), Danny Manning (1988) and Patrick Ewing (1984) are the others.

SUN DEVIL

M E N ' S B A S K E T B A L L

@SUNDEVILHOOPS (19-9; 10-5) -- 9-2 IN PAST 11 -- TAKES ON USC SATURDAY AT GALEN

Sat., Feb. 29 - at USC

5 p.m. PT/ESPNU/620 AM

ASU 15-3 after loss past two seasons

The Arizona State Sun Devil men's hoops team (19-9; 10-5) -- coming off back-to-back NCAA Tournaments for the first time since 1980-81 and the only Pac-12 team to make the NAAs the past two seasons -- tries to bounce back from a tough last-second loss Thursday at UCLA with a visit to the Galen Center Saturday (Feb. 29) with Roxy Bernstein and Corey Williams on the ESPNU call at 5 p.m. PT.

QUICK STATS: Prior to its past two NCAA appearances under Bobby Hurley, ASU had made the NCAA Tournament three times in previous 22 seasons (1996-2017), but the Sun Devils are making a run at a third straight for the first time since the early 1960s as it has won nine of its past 11, with both losses (75-72 at UCLA Thursday and 67-65 at WSU on Jan. 29) decided by three-pointers in the final seconds. ASU had its seven-game Pac-12 win streak -- an ASU first since the 1980-81 team won 11 straight -- ended in the 75-72 great tilt at UCLA Thursday. ASU enters the USC tilt 9-8 in Pac-12 road games the past two seasons, the only Pac-12 team with a winning road league record in that time. The Sun Devils are 15-3 (.833) in the past two seasons after a loss, including 6-2 this year.

GAME 28 - UCLA 75, ASU 72 (FEB. 27/LOS ANGELES): A Jaime Jaquez Jr. three-pointer with less than a second remaining gave UCLA a hard-fought win in an intense game that saw eight ties and 12 lead changes. Remy Martin had 30 points and four steals while Rob Edwards had seven three-pointers and 23 points. UCLA outrebounded ASU 41-27, which included 16 offensive boards and 19 second-chance points. ASU led by 10 in the first half, but UCLA went on an 18-2 run to lead 41-35 at the half. UCLA was whistled for 13 fouls (ASU had 21) as ASU was 10-of-11 from the line but both Romello White and Alonzo Verge Jr. fouled out.

LAST MEETING: ASU 66, USC 64 (FEB. 8): ASU completed another halftime comeback as Remy Martin's 15-foot jumper with time winding down gave ASU the win despite it trailing by 13 with under six to go in the first half and eight at the half. ASU forced 24 turnovers and held USC to just 7-of-21 from the field in the second half, yet shot just 9-of-32 (.281) in the second half itself. Remy Martin had his 14th 20-point game (22) while Alonzo Verge Jr. had 16 off the bench.


ROAD REMY: Remy Martin is averaging 22.7 ppg. and has seven 20-point games in ASU's 10 road contests (6-4) this year. He led the team last year in road scoring at 15.0 ppg and in his freshman season was 11-of-23 (.478) from three and 24-of-29 (.828) from free throw line in road games. Solid stat: He has posted 10 games of 24+ points in his career, seven of them have been on the road.

VERGE SURGE: Alonzo Verge Jr. is averaging 17.2 points per game off the bench (16 games). The Pac-12 has a Sixth Man of the Year Award and he might run away with it. After averaging 6.2 ppg., going 1-of-9 from the three-point stripe and shooting 11-of-45 (.244) from the field in his first five Pac-12 games, Verge has been on fire recently, as after that five-game span he is averaging 18.0 points, is 69-of-135 (.511) from the field, 9-of-23 (.391) from three and 33-of-46 (.717) from the foul line in the past 10 games. In ASU's seven-game win streak he averaged 20.6 ppg., was 53-of-100 (.530) from the field, 7-of-18 (.389) from three and 31-of-43 (.721) from the free throw line.

PAC-12 RESEARCH: ASU forced 20+ turnovers in back-to-back Pac-12 games for the first time since February of 2001 (when it was Pac-10). ASU forced 24 vs. USC on Feb. 8 and then Stanford had 20 on Feb. 13. The 24 turnovers by USC was the most by a Sun Devil Pac-12 opponent since 2002.

ASU MEDIA RELATIONS: ASU men's basketball SID Doug Tammara can be reached directly at 480-734-7795 or via e-mail at tammara@asu.edu. The ASU website is: www.TheSunDevils.com.

Pos	#	Name	Yr.	Ht./Wt.	2019-2020 SUN DEVIL ROSTER NOTES
F	00	Mickey Mitchell	Sr.	6-7/225	Worked his way back from back injury last year that kept him out all but six games
G	1	Remy Martin	Jr.	6-0/175	One of the most exciting players in the nation who takes and makes the 15-foot jumper
G	2	Rob Edwards	Sr.	6-5/205	Transfer from Cleveland State had solid 2018-19 season after overcoming injuries
G	3	Caleb Christopher	Fr.	6-1/180	Carson (Calif.) product from Mayfair High School
G	4	Kimani Lawrence	Jr.	6-8/220	Can guard 5 positions and play 4 of them/ <u>ASU is 6-0 in his career when he scores 14</u>
F	5	Elias Valtonen	So.	6-7/210	Solid summer playing overseas
G	10	Jaelen House	Fr.	6-1/160	Combo guard is lightning fast from Shadow Mountain High School/dad is Eddie
G	11	Alonzo Verge Jr.	Jr.	6-3/167	Got a lot of buckets in JC/43 points vs. Saint Mary's on Dec. 18/GW vs. No. 22 UA
G	12	Micah Burno	Fr.	6-0/200	Chaparral High School product
F	15	John Olmsted	Fr.	6-10/215	Walkon with skills and height from Morenci, Ariz.
F	20	Khalid Thomas	Jr.	6-9/210	JC transfer from College of Southern Idaho/Portland product/GW 3PTer at Princeton
F	22	Andre Allen	Jr.	6-9/215	JC transfer from Arizona Western; 13.3 ppg/8.4 rpg last season
F	23	Romello White	Jr.	6-8/220	Three-year starter from Atlanta who played for Jerry Stackhouse in club hoops
F	24	Jalen Graham	Fr.	6-9/220	Long and skilled freshman from Phoenix's Mountain Pointe High School showing flashes
G	25	Grant Fogerty	Sr.	6-0/175	Senior walkon from nearby Desert Mountain HS
F	30	Kyle Feit	So.	6-4/190	IMG Academy (Fla.) walkon who sat last year with injury
F	35	Taeshon Cherry	So.	6-9/220	<u>Sun Devils are 8-0 when he scores in double digits</u>
Head Coach: Bobby Hurley/42-20 at Buffalo (2013-15); 1992 Final Four MOP					
Coaching Staff: Rashon Burno (Associate HC), Eric Brown, Rasheen Davis					
Special Assistant to HC: Ben Wood Operations: Derrick Wrobel					
Sports Performance: Daniel Marshall Trainer: John Anderson					



THIS IS US: ASU has 26 wins (11 on the road) when trailing at the half under Bobby Hurley in five seasons, after going 12-64 (.157) the previous five seasons. It did it seven times in 2017-18 and did it in 2018-19 at Georgia, vs. No. 1 Kansas, at California, at UCLA, vs. Cal and at Oregon State. This year it has halftime comeback wins over St. John's in Connecticut, at Princeton, vs. No. 22 Arizona, vs. USC and vs. Oregon State. ASU trailed Arizona 37-15 with just over five minutes remaining in the first half before closing the gap to 43-30 at the half and then scored the first 10 points of second half. The 22-point comeback matches what is believed to be the biggest in Pac-12 history. On Feb. 8 ASU trailed USC by 13 with 5:34 left in the first half before cutting the gap to 40-32 at the half and then winning 66-64 despite leading for just 5:57 of the game.

NATIONAL PLAYER OF THE WEEK A WEEK AGO: Remy Martin earned USBWA National Player of the Week (for week ending Feb. 22) and Pac-12 Player of the Week after averaging 23.0 points on 67 percent shooting (16-24), including 5-of-6 behind the arc, and 3.5 assists in the Bay Area road sweep. He scored 24 points on 9-of-14 shooting in 74-69 victory at Stanford. In the final 7:17 of the game, he scored 11 of those points. He scored 22 points on 7-of-10 shooting to go along with five assists in 80-75 win at California, as he scored 15 of his points in the final 11:08. It marked his third Pac-12 Player of the Week award in his career.

PHYSICAL: Top wingspans on the team are Jalen Graham (7-2), Romello White (7-0) and Kimani Lawrence (6-11 1/2). Best standing vertical is Graham (32.5"), while Remy Martin is next (31.5") while best approach verticals are Remy (40.5"), Jaelen House (39.5") and Graham (39").

PAC-12 STAT STUFF: ASU leads the league in turnovers forced (16.29 per game)...it ranks second in the Pac-12 in steals at 7.82 per game (219 in 28 games) while its turnover margin (+2.89) is third...Remy Martin is second in the Pac-12 at 19.54 points per game...Romello White leads the Pac-12 in rebounding at 9.11 per game and is second in field goal percentage (.595). His eight double-doubles is tied for fifth in the league while his 13 double-digit rebound games leads the league...Remy is second in the Pac-12 at 20.93 ppg. in conference games and his 17 20-point games leads the league...Remy is the only player since 1996-97 to open Pac-12 play with six straight 20+ games (streak ended Jan. 29 at WSU)...ASU is 20-6 when Rob Edwards scores 13 in his two seasons (13-3 when he scores 15).

SOME SOLID DUBS: Bobby Hurley has led ASU to a 47-16 regular season non-conference record in his five years, with notable wins over NC State, at Creighton, Texas A&M, UNLV (twice), Stephen F. Austin, Kansas State, Xavier, St. John's (twice plus a NCAA Tournament win), Kansas (twice), Vanderbilt and Georgia (twice).

PAC-12 REFRESHER: ASU finished second in the Pac-12 for just the fourth time in its 41-year Pac-10/12 history last year (2009-10, 1980-81 and 1979-80). ASU won 12 loop games for just the sixth time.

BEST PAC-12 RECORDS

16-2: 1980-81

15-3: 1979-80

12-6: 2018-19, 2009-10, 1994-95, 1982-83

ROAD: ASU opened Pac-12 play with three straight on the road for the seventh time in the past 12 seasons and for the third time in Coach Hurley's five seasons (also in 2017-18, 2016-17, 2014-15, 2011-12, 2010-11 and 2008-09). Coach Hurley's squad navigated something similar as in the past three seasons six times teams have opened with five of first seven on the road (as USC did this year). ASU in 2017-18 is the only one of the six to make the NCAA Tournament in that time.

GOOD NOTE: ASU has defeated eight ranked teams in Bobby Hurley's five seasons, but it trailed at the half in five of the wins, including both wins over Kansas.

ASU WINS VS. RANKED TEAMS UNDER BOBBY HURLEY (ASU DEFICIT AT HALF)

ASU 77, #14 Oregon 72 (Feb. 20, 2020)
 ASU 66, #22 Arizona 65 (Jan. 25, 2020)--Arizona 43, ASU 30
 #18 ASU 80, #1 Kansas 76 (Dec. 22, 2018)--Kansas 39, #18 ASU 31
 ASU 72, #15 Mississippi State 67 (Nov. 19, 2018/Las Vegas)
 #16 ASU 95, at #2 Kansas 85 (Dec. 10, 2017)--Kansas 40, #16 ASU 37
 ASU 102, #15 Xavier 86 (Nov. 24, 2017/Las Vegas)--Xavier 46, ASU 44
 ASU 74, #23 USC 67 (Feb. 12, 2016)--USC 30, ASU 27
 ASU 67, #18 Texas A&M 54 (Dec. 5, 2015)

ROMELLO: Romello White sprained his right ankle on Dec. 28 vs. Texas Southern and played eight minutes. His stats took a hit as he played limited minutes at Arizona on Jan. 4. He had 18 points and 17 rebounds in the Georgia win on Dec. 14 and was averaging 14.7 ppg/ 13.7 rpg and shooting 32-of-44 (.727) in his previous six games to TSU (Dec. 28).

REMY: Remy Martin became the 38th member of the ASU 1,000-point club on Jan. 11 as he now has 1,268 career points in 92 career games (13.8 pg). He has 17 20-point games on the year and posted seven straight -- averaging 24.3 points in those seven -- before posting 15 at Washington State on Jan. 29. The seven straight 20-point tilts matched the best by a Sun Devil since Eddie House posted eight in 1999-2000. Remy posted a career-high 33 points at Princeton on Nov. 26 and is averaging 19.5 ppg after averaging 11.3 in his first two years.

PAC-12 MOST CONSECUTIVE GAMES 20+ POINTS IN SEASON SINCE 1996-97

11-Ed Gray, CAL (Jan. 9, 1997-Feb. 15, 1997)
 9-Landry Fields, STAN (Nov. 24, 2009-Jan. 2, 2010)
 9-Brandon Roy, UW (Jan. 26, 2006-Feb. 26, 2006)
 8-Tyler Dorsey, UO (March 9, 2017-April 1, 2017)
 8-Eddie House, ASU (Dec. 18, 1999-Jan. 15, 2000)
 8-Jason Terry, UA (Jan. 28, 1999-Feb. 20, 1999)
 7-Remy Martin, ASU (Dec. 28, 2019-Jan. 25, 2020)
 7-Klay Thompson, WSU (Feb. 17, 2011-Mar. 21, 2011)
 7-Luke Ridnour, UO (Feb. 2, 2003-Mar. 13, 2003)
 7-Jeremy Veal, ASU (Jan. 24, 1998-Feb. 19, 1998)
 7-O.J. Mayo, USC (Feb. 21, 2008-Mar. 13, 2008)

LOTS OF HOTEL PENS: ASU played five of its first seven in Shanghai, Connecticut, New Jersey and San Francisco as it spent 17 of its first 32 nights of the season in a hotel and flew 20,134 miles on nine flights. When Coach Hurley took the ASU job in April of 2015 he said ASU was going to play some folks and not be afraid to go on the road. ASU's tally of non-conference states in his five years is at 11 with other trips to the Bahamas (vs. Kentucky) and China. ASU has played non-conference games in New York (MSG and Barclays), Nebraska (Creighton), at Kentucky, Nevada (at UNLV), Florida (Old Spice Classic), California (San Francisco and San Diego State), at Kansas, at Georgia, Tennessee (Vanderbilt) and New Jersey (at Princeton).

REMY MARTIN 20+ SCORING TILTS (24)

33 at Princeton (11/26/19)
 31 vs. Arizona (1/31/19)
 30 at UCLA (2/27/20)
 29 at Oregon (1/11/20)
 27 at Arizona (3/9/19)
 25 vs. #20 Colorado (1/16/20)
 24 at Stanford (2/13/20)
 24 vs. Arizona (1/25/20)
 24 at Oregon State (1/9/20)
 24 at California (1/9/19)
 23 vs. Texas Southern (12/28/19)
 23 vs. Georgia (12/14/19)
 23 vs. Colorado/China (11/9/19)
 22 at California (2/16/2020)
 22 vs. USC (2/8/20)
 22 vs. Utah (1/3/19)
 21 vs. Prairie View A&M (12/11/19)
 21 vs. #7 Virginia (11/23/19)
 21 at Georgia (12/15/18)
 21 at #2 Kansas (12/10/17)
 20 vs. Utah (1/18/20)
 20 at #25 Arizona (1/4/20)
 20 vs. Rider (11/17/19)
 20 vs. Colorado/Las Vegas (3/7/18)

ROMELLO WHITE

16 DOUBLE-DOUBLES (8 IN 2019-20)

10/10 at California (2/16/20)
 15/11 at Washington State (1/29/20)
 19/10 vs. #20 Colorado (1/16/20)
 18/12 vs. Creighton (12/21/19)
 18/17 vs. Georgia (12/14/19)
 14/16 vs. Prairie View A&M (12/11/19)
 19/14 vs. Louisiana (12/7/19)
 14/11 at San Francisco (12/3/19)
 18/11 vs. Princeton (12/29/18)
 19/14 vs. Texas Southern (12/1/18)
 13/11 vs. California (3/1/18)
 10/14 at Washington (2/1/18)
 10/11 at Colorado (1/4/18)
 14/11 vs. UC Irvine (11/9/17)
 16/15 vs. San Diego State (11/14/17)
 16/13 vs. San Francisco (2/2/17)

CLOSE GAMES: ASU is 9-3 overall in games of 5 points or less and 8-2 in Pac-12 two-possession tilts (six points or less).

BOBBY HURLEY YEAR-BY-YEAR

7-YEAR TOTALS: 134-87 (.606)

ASU: 92-67 (.579/5 SEASONS)

2019-20: 19-9

2018-19: 23-11

2017-18: 20-12

2016-17: 15-18

2015-16: 15-17

BUFFALO (42-20/.677)

2014-15: 23-10

2013-14: 19-10

COACH AS PLAYER: Coach Hurley's 145 assists in 20 games is a NCAA Tournament record. Other numbers:

.583: In the 1992 Final Four, Coach made 7-of-12 three pointers en route to the Most Outstanding Player honors.

.667: In the April 4, 1992 Final Four game vs. Indiana, Coach went 6-of-9 from the three-point stripe.

2: In addition to 1992 Most Outstanding Player honors, Coach also earned 1991 All-Tournament Team honors.

9: In the 1991 title game vs. Kansas on April 1, he posted nine assists.

119: 119-26 (.821) in his four years at Duke.

18-2: 18-2 in NCAA Tournament career.

3-PTERS IN NCAA TOURNAMENT

47, Lee Humphrey, UF, 2004-07

43, Shelvin Mack, Butler, 2009-11

42, Bobby Hurley, Duke, 1990-93

NCAA TOURNAMENT GAMES

23, Christian Laettner, Duke, 1989-92

22, Greg Koubek, Duke, 1988-91

22, Brian Davis, Duke, 1989-92

21, Wayne Turner, Kentucky, 1996-99

20, Thomas Hill, Duke, 1990-93

20, Bobby Hurley, Duke, 1990-93

20, Grant Hill, Duke, 1991-94

20, Antonio Lang, Duke, 1991-94

ALONZO VERGE TOP SCORING GAMES

(11-2 WHEN HE SCORES 13/5-1 WHEN SCORES 20)

43 vs. St. Mary's (12/18/19)

26 vs. #14 Oregon (2/20/20)

26 vs. UCLA (2/6/20)

23 vs. Texas Southern (12/28/19)

22 at California (2/16/20)

20 vs. Prairie View A&M (12/11/19)

19 at Stanford (2/13/20)

19 vs. Creighton (12/21/19)

18 at Washington (2/1/20)

17 vs. Oregon State (2/22/20)

16 vs. USC (2/8/20)

15 vs. Georgia (12/14/19)

13 vs. Arizona (1/25/20)

ROAD WINS: ASU's 5-4 Pac-12 road mark last year was its best since the 2009-10 and 2008-09 teams went 5-4 and matched ASU's best Pac-12 road mark in 39 seasons. Last year was only ASU's sixth winning road record since it joined the Pac-10 in 1978-79 (41 seasons). Ned Wulk's 1980-81 (8-1) and 1979-80 (7-2) teams set the bar, while Bill Frieder's 1994-95 Sweet Sixteen team also went 5-4. ASU is 9-7 in the past two seasons in Pac-12 road games, the only team with a winning road record in that time.

ROMELLO NOTES: Romello made .625 of his shots in his first two seasons including 120-of-184 in his freshman year...coached by Jerry Stackhouse in the Atlanta AAU circuit...started 63 of 65 games his first two years and led team in offensive boards in each of the past two seasons with 77 last year and 79 in 2017-18...has two of the best field goal percentage mark's in ASU history as he shot .652 in freshman year (fourth) and .598 last year (ninth-best).

ROMELLO WHITE TOP REBOUNTING GAMES

17 vs. Georgia (Dec. 14, 2019)

16 vs. UCLA (Feb. 6, 2020)

16 vs. Prairie View A&M (Dec. 11, 2019)

15 vs. San Diego State (Nov. 14, 2017)

14 vs. Louisiana (Dec. 7, 2019)

14 vs. Texas Southern (Dec. 1, 2018)

14 at Washington (Feb. 1, 2018)

13 vs. San Francisco (Dec. 2, 2018)

12 vs. Creighton (Dec. 21, 2019)

12 vs. Saint Mary's (Dec. 18, 2019)

ROAD: ASU won at Princeton (67-65/Nov. 26) and San Francisco (71-67/Dec. 3), as it is 7-2 (.778) in OOC road games under Bobby Hurley, after going 8-22 (.267) in its previous 30 efforts.

ASU OUT OF CONFERENCE ROADIES UNDER BOBBY HURLEY (7-2)

ASU 71, San Francisco 67 (Dec. 3, 2019)

ASU 67, Princeton 65 (Nov. 26, 2019)

Vanderbilt 81, ASU 65 (Dec. 17, 2018)

#20 ASU 76, Georgia 74 (Dec. 15, 2018)

#16 ASU 95, #2 Kansas 85 (Dec. 10, 2017)

ASU 74, San Diego State 63 (Dec. 10, 2016)

ASU 66, UNLV 56 (Dec. 16, 2015)

#5 Kentucky 72, ASU 58 (Dec. 5, 2015)

ASU 79, Creighton 77 (Dec. 2, 2015)

REMY: Remy's two best scoring games last year were wins over Arizona -- 31 in 95-88 double OT win on Jan. 31 and 27 in final game of regular season on road on March 9...led ASU to first sweep over Arizona since 2008-09 and first win in Tucson since 2010...second-team All-Pac-12 by the league's coaches in 2018-19...21 points, eight rebounds, five assists and three steals to spark ASU back from an 18-point deficit to a 76-74 victory at Georgia on Dec. 15, 2018, leading to his Dec. 17 Pac-12 Player of the Week Award. Had 12 points, five boards, two assists and two steals in the second half, including back-to-back baskets inside the final 3:11 which gave ASU its first lead of game at 71-70....led Pac-12 with a 2.4 assist-to-turnover ratio and second in league at five apg...had his November and early December of 2018 ruined by a bum ankle.

SUN DEVIL CAREER SCORING CHART UPDATE

17. 1,309 – James Harden, '07-09
18. 1,304 – Al Nealey, '57-60
19. 1,284 – Art Becker, '61-64
20. 1,282 – Tony Zeno, '75-79
21. 1,268 – Arthur Thomas, '84-88
21. 1,268 – Remy Martin, '17-present

SUN DEVIL FRESHMAN BLOCKS (1978-79 TO PRESENT)

- 55, Mario Bennett, 1991-92
- 33, Jamal Faulkner, 1990-91
- 31, Ike Diogu, 2002-03
- 28, Jalen Graham, 2019-20

WHO WE LOST: Three regular rotation players are gone from last year, including All-Pac-12 performers Zylan Cheatham and Lu Dort (Pac-12 Freshman of the Year), as well as De'Quon Lake.

ROB EDWARDS: Dropped buckets in big wins in 2018-19, with 15 off the bench vs. #1 Kansas, 19 vs. Arizona, 28 at Utah and 13 at Oregon State...when he scores 13, ASU is 20-6 and 13-3 when he scores 15...entered ASU with 909 points in 63 games (14.4 ppg.)...71-of-85 (.835) from the free throw line in 2018-19...missed six games early and only scored 14 points in the first nine games (14 in opener, six DNPs due to a back injury and zero points vs. Nevada and Georgia)...stats last year look a lot better when you remember he went from Nov. 7-Dec. 16 without scoring. In those three games he did play, he was 4-of-26 (.154) from field and 2-of-9 (.222) from three and had 14 points (all against CSF in the opener).

ROB EDWARDS 15+ POINTS SUN DEVIL SCORING TILTS (13-3)

- 28 at Utah (2/16/19)
- 24 vs. #14 Oregon (2/20/20)
- 24 vs. Utah (1/18/20)
- 23 at UCLA (2/27/20)
- 23 vs. CCSU (11/14/19)
- 20 vs. Colorado/China (11/9/19)
- 19 at Washington (2/1/20)
- 19 vs. Arizona (1/31/19)
- 18 at Oregon State (1/9/20)
- 17 vs. Louisiana (12/7/19)
- 16 vs. California (2/24/19)
- 16 vs. Stanford (2/20/19)
- 15 vs. Arizona (1/25/20)
- 15 vs. Oregon (3/15/19)
- 15 vs. UCLA (3/14/19)
- 15 vs. #1 Kansas (12/22/18)

KIMANI LAWRENCE

TOP SCORING GAMES

- 22 vs. #22 Mississippi State (11/19/18)
- 18 vs. Omaha (11/28/18)
- 16 vs. Cal State Fullerton (11/6/18)
- 16 vs. McNeese State (11/9/18)
- 15 at UCLA (1/24/19)
- 14 vs. Oregon State (2/22/20)
- 13 vs. Washington State (2/7/19)
- 13 vs. Texas Southern (12/1/18)
- 13 vs. Long Beach State (11/12/18)

BUTTS IN SEATS: The past two seasons have resulted in the best average attendance marks in Sun Devil history.

TOP AVERAGE SEASON ATTENDANCE MARKS

- 2017-18: 10,603
- 2018-19: 10,538
- 1995-96: 9,514
- 2008-09: 9,354
- 1994-95: 9,333

TEAM LEADERS IN 2019-20

(includes shared)

Scoring: Martin (20), Edwards (2), House (1), White (3), Verge (7)

Rebounding: White (22), Martin (1), Edwards (2), Verge (2), Cherry (1), Graham (2), Lawrence (1)

Assists: Martin (19), Verge (7), House (3), White (1), Edwards (10), Mitchell (1), Lawrence (1)

THREE-POINT NOTE

Entering 2019-20 ASU has made a three-pointer in 621 straight games. The last time ASU did not make a three-pointer was in an 89-57 win over Washington in Tempe on Feb. 10, 2001.

TAESHON CHERRY DOUBLE-DIGIT SCORING GAMES (8-0)

- 19 vs. Omaha (Nov. 28, 2018)
- 15 vs. Oregon (Jan. 19, 2019)
- 15 vs. Utah State (Nov. 21, 2018)
- 14 vs. Texas Southern (Dec. 1, 2018)
- 12 vs. Oregon State (Jan. 17, 2019)
- 11 vs. Utah (1/18/2020)
- 11 vs. Stanford (Feb. 20, 2019)
- 10 at San Francisco (Dec. 3, 2019)

THE STAT CREW SYSTEM
Arizona St. Combined Team Statistics (as of Feb 28, 2020)
All games

Overall record: 19-9 Conf: 10-5 Home: 12-2 Away: 6-4 Neutral: 1-3

##	Player	gp-gs	min	avg	Total		3-Point		F-Throw		Rebounds				pf	dq	a	to	blk	stl	pts	avg
					fg-fga	fg%	3fg-fga	3fg%	ft-fa	ft%	off	def	tot	avg								
01	Remy Martin	28-28	938	33.5	189-425	.445	58-163	.356	111-144	.771	12	78	90	3.2	43	0	111	88	1	46	547	19.5
11	Alonzo Verge Jr.	25-9	657	26.3	140-320	.438	17-64	.266	66-89	.742	18	70	88	3.5	40	1	59	53	3	33	363	14.5
02	Rob Edwards	28-25	794	28.4	103-276	.373	64-174	.368	47-63	.746	14	82	96	3.4	60	1	17	51	2	23	317	11.3
23	Romello White	27-26	768	28.4	104-175	.594	0-0	.000	70-105	.667	75	171	246	9.1	69	2	26	55	32	13	278	10.3
04	Kimani Lawrence	27-20	475	17.6	50-120	.417	14-52	.269	19-39	.487	26	47	73	2.7	53	1	12	21	9	17	133	4.9
35	Taeshon Cherry	22-11	414	18.8	36-107	.336	13-58	.224	9-18	.500	23	47	70	3.2	67	3	11	14	9	9	94	4.3
10	Jaelen House	27-0	450	16.7	33-115	.287	15-55	.273	31-41	.756	10	44	54	2.0	47	0	33	25	2	36	112	4.1
24	Jalen Graham	25-2	284	11.4	39-56	.696	0-0	.000	4-12	.333	33	40	73	2.9	42	0	10	21	28	6	82	3.3
20	Khalid Thomas	21-3	178	8.5	20-36	.556	11-23	.478	5-9	.556	6	23	29	1.4	13	0	4	3	2	10	56	2.7
05	Elias Valtonen	19-8	271	14.3	12-32	.375	7-14	.500	7-15	.467	4	31	35	1.8	32	0	7	10	2	9	38	2.0
30	Kyle Feit	6-0	11	1.8	2-5	.400	1-4	.250	3-4	.750	0	2	2	0.3	0	0	0	1	0	0	8	1.3
00	Mickey Mitchell	20-8	301	15.1	11-31	.355	1-5	.200	3-6	.500	16	34	50	2.5	44	1	14	17	5	14	26	1.3
03	Caleb Christopher	9-0	29	3.2	1-7	.143	1-2	.500	3-4	.750	1	2	3	0.3	3	0	0	3	0	1	6	0.7
25	Grant Fogerty	5-0	6	1.2	0-0	.000	0-0	.000	1-2	.500	0	1	1	0.2	0	0	0	0	0	1	1	0.2
22	Andre Allen	4-0	13	3.3	0-0	.000	0-0	.000	0-0	.000	0	4	4	1.0	2	0	0	0	0	0	0	0.0
12	Micah Burno	5-0	6	1.2	0-0	.000	0-0	.000	0-0	.000	0	0	0	0.0	1	0	0	1	0	1	0	0.0
15	John Olmsted	4-0	5	1.3	0-1	.000	0-0	.000	0-0	.000	1	2	3	0.8	0	0	1	0	0	0	0	0.0
Team											40	55	95				10					
Total.....		28	5600		740-1706	.434	202-614	.329	379-551	.688	279	733	1012	36.1	516	9	305	373	95	219	2061	73.6
Opponents.....		28	5600		689-1618	.426	202-615	.328	369-551	.670	288	774	1062	37.9	516	12	349	456	105	182	1949	69.6

TEAM STATISTICS			ASU	OPP	Date	Opponent	Score	Att.
SCORING			2061	1949	11/08/19	vs Colorado	L 71-81	4328
Points per game			73.6	69.6	11/14/19	CENTRAL CONN. ST.	w 90-49	7496
Scoring margin			+4.0	-	11/17/19	RIDER	w 92-55	7472
FIELD GOALS-ATT			740-1706	689-1618	11/23/19	vs St. John's (NY)	w 80-67	7682
Field goal pct			.434	.426	11/24/19	vs Virginia	L 45-48	5822
3 POINT FG-ATT			202-614	202-615	11/26/19	at PRIN	w 67-65	2727
3-point FG pct			.329	.328	12/03/19	at San Francisco	w 71-67	2892
3-pt FG made per game			7.2	7.2	12/07/19	LOUISIANA	w 77-65	7685
FREE THROWS-ATT			379-551	369-551	12/11/19	PRAIRIE VIEW	w 88-79	6889
Free throw pct			.688	.670	12/14/19	GEORGIA	w 79-59	9067
F-Throws made per game			13.5	13.2	12/18/19	vs Saint Mary's (CA)	L 56-96	6892
REBOUNDS			1012	1062	12/21/19	CREIGHTON	L 60-67	9395
Rebounds per game			36.1	37.9	12/28/19	TEXAS SOUTHERN	w 98-81	8795
Rebounding margin			-1.8	-	* 01/04/20	at Arizona	L 47-75	14644
ASSISTS			305	349	* 01/09/20	at Oregon St.	w 82-76	4828
Assists per game			10.9	12.5	* 01/11/20	at Oregon	L 69-78	9213
TURNOVERS			373	456	* 01/16/20	COLORADO	L 61-68	9479
Turnovers per game			13.3	16.3	* 01/18/20	UTAH	w 83-64	9608
Turnover margin			+3.0	-	* 01/25/20	ARIZONA	w 66-65	13500
Assist/turnover ratio			0.8	0.8	* 01/29/20	at Washington St.	L 65-67	2811
STEALS			219	182	* 02/01/20	at Washington	w 87-83	9066
Steals per game			7.8	6.5	* 02/06/20	UCLA	w 84-66	7708
BLOCKS			95	105	* 02/08/20	SOUTHERN CALIFORNIA	w 66-64	9628
Blocks per game			3.4	3.8	* 02/13/20	at Stanford	w 74-69	3312
ATTENDANCE			129361	89889	* 02/16/20	at California	w 80-75	6046
Home games-Avg/Game			14-9240	10-6516	* 02/20/20	OREGON	w 77-72	12951
Neutral site-Avg/Game			-	4-6181	* 02/22/20	OREGON ST.	w 74-73	9688
					* 02/27/20	at UCLA	L 72-75	9626
Score by Periods			1st	2nd	Totals			
Arizona St.			933	1128	2061			
Opponents			920	1029	1949			

* - Conference game

THE STAT CREW SYSTEM
Arizona St. Combined Team Statistics (as of Feb 28, 2020)
Conference games

Overall record: 10-5 Conf: 10-5 Home: 6-1 Away: 4-4 Neutral: 0-0

#	Player	gp-gs	min	avg	Total		3-Point		F-Throw		Rebounds				pf	dq	a	to	blk	stl	pts	avg
					fg-fga	fg%	3fg-fga	3fg%	ft-fa	ft%	off	def	tot	avg								
01	Remy Martin	15-15	520	34.7	108-242	.446	38-100	.380	60-76	.789	5	38	43	2.9	24	0	58	51	0	19	314	20.9
11	Alonzo Verge Jr.	15-4	386	25.7	80-180	.444	10-32	.313	41-58	.707	8	40	48	3.2	25	1	31	33	3	19	211	14.1
02	Rob Edwards	15-12	450	30.0	63-157	.401	44-110	.400	29-39	.744	5	44	49	3.3	30	1	13	27	1	16	199	13.3
23	Romello White	15-15	443	29.5	53-101	.525	0-0	.000	33-47	.702	37	88	125	8.3	50	2	16	34	18	9	139	9.3
04	Kimani Lawrence	15-14	299	19.9	29-69	.420	10-32	.313	11-19	.579	16	28	44	2.9	29	0	9	10	6	6	79	5.3
24	Jalen Graham	14-0	155	11.1	22-31	.710	0-0	.000	3-10	.300	23	25	48	3.4	25	0	4	11	14	3	47	3.4
20	Khalid Thomas	8-0	72	9.0	9-14	.643	5-9	.556	1-1	1.000	2	10	12	1.5	5	0	2	2	1	2	24	3.0
35	Taeshon Cherry	10-7	183	18.3	10-41	.244	4-21	.190	2-7	.286	14	27	41	4.1	30	1	3	5	7	3	26	2.6
00	Mickey Mitchell	15-8	255	17.0	9-23	.391	1-4	.250	3-5	.600	11	29	40	2.7	37	1	11	16	5	11	22	1.5
10	Jaelen House	14-0	177	12.6	5-33	.152	2-17	.118	7-14	.500	3	14	17	1.2	19	0	8	7	1	11	19	1.4
05	Elias Valtonen	6-0	48	8.0	2-6	.333	1-2	.500	0-2	.000	0	3	3	0.5	5	0	1	3	0	4	5	0.8
03	Caleb Christopher	5-0	8	1.6	0-2	.000	0-1	.000	2-2	1.000	0	1	1	0.2	0	0	0	2	0	0	2	0.4
25	Grant Fogerty	2-0	1	0.5	0-0	.000	0-0	.000	0-0	.000	0	1	1	0.5	0	0	0	0	0	0	0	0.0
12	Micah Burno	2-0	1	0.5	0-0	.000	0-0	.000	0-0	.000	0	0	0	0.0	0	0	0	0	0	0	0	0.0
30	Kyle Feit	2-0	1	0.5	0-0	.000	0-0	.000	0-0	.000	0	0	0	0.0	0	0	0	0	0	0	0	0.0
15	John Olmsted	2-0	1	0.5	0-0	.000	0-0	.000	0-0	.000	0	1	1	0.5	0	0	0	0	0	0	0	0.0
Team											29	28	57				6					
Total.....		15	3000		390-899	.434	115-328	.351	192-280	.686	153	377	530	35.3	279	6	156	207	56	103	1087	72.5
Opponents.....		15	3000		369-847	.436	116-339	.342	216-315	.686	147	404	551	36.7	260	4	200	233	62	107	1070	71.3

TEAM STATISTICS	ASU	OPP	Date	Opponent	Score	Att.
SCORING	1087	1070	*	01/04/20	at Arizona	L 47-75 14644
Points per game	72.5	71.3	*	01/09/20	at Oregon St.	w 82-76 4828
Scoring margin	+1.1	-	*	01/11/20	at Oregon	L 69-78 9213
FIELD GOALS-ATT	390-899	369-847	*	01/16/20	COLORADO	L 61-68 9479
Field goal pct	.434	.436	*	01/18/20	UTAH	w 83-64 9608
3 POINT FG-ATT	115-328	116-339	*	01/25/20	ARIZONA	w 66-65 13500
3-point FG pct	.351	.342	*	01/29/20	at Washington St.	L 65-67 2811
3-pt FG made per game	7.7	7.7	*	02/01/20	at Washington	w 87-83 9066
FREE THROWS-ATT	192-280	216-315	*	02/06/20	UCLA	w 84-66 7708
Free throw pct	.686	.686	*	02/08/20	SOUTHERN CALIFORNIA	w 66-64 9628
F-Throws made per game	12.8	14.4	*	02/13/20	at Stanford	w 74-69 3312
REBOUNDS	530	551	*	02/16/20	at California	w 80-75 6046
Rebounds per game	35.3	36.7	*	02/20/20	OREGON	w 77-72 12951
Rebounding margin	-1.4	-	*	02/22/20	OREGON ST.	w 74-73 9688
ASSISTS	156	200	*	02/27/20	at UCLA	L 72-75 9626
Assists per game	10.4	13.3				
TURNOVERS	207	233				
Turnovers per game	13.8	15.5				
Turnover margin	+1.7	-				
Assist/turnover ratio	0.8	0.9				
STEALS	103	107				
Steals per game	6.9	7.1				
BLOCKS	56	62				
Blocks per game	3.7	4.1				
ATTENDANCE	72562	59546				
Home games-Avg/Game	7-10366	8-7443				
Neutral site-Avg/Game	-	0-0				

* - Conference game

Score by Periods	1st	2nd	Totals
Arizona St.	486	601	1087
Opponents	497	573	1070

THE STAT CREW SYSTEM
Arizona St. Points-Rebounds-Assists (as of Feb 28, 2020)
All games

Opponent	Date	Score	00		01		02		04		05		10		11	
			MITCHELL,M		MARTIN,REM		EDWARDS,RO		LAWRENCE,K		VALTONEN,E		HOUSE,JAEL		,ALONZO VE	
vs Colorado	11/08/19	71-81	L	DNP	23-9-8		20-1-0		10-6-0		1-4-0		7-1-1		4-6-2	
CENTRAL CONN. ST.	11/14/19	90-49	w	DNP	14-2-3		23-4-1		6-5-1		1-3-0		14-4-5		10-2-5	
RIDER	11/17/19	92-55	w	DNP	20-3-3		5-3-0		2-2-0		6-3-1		20-5-2		11-6-4	
vs St. John's (NY)	11/23/19	80-67	w	DNP	19-4-2		13-7-0		1-1-0		10-2-2		11-6-3		DNP	
vs Virginia	11/24/19	45-48	L	DNP	21-1-3		10-6-0		0-3-0		0-3-0		0-4-3		DNP	
at PRIN	11/26/19	67-65	w	DNP	33-4-3		3-1-1		0-0-0		4-3-0		2-5-2		DNP	
at San Francisco	12/03/19	71-67	w	DNP	14-6-5		5-5-0		7-2-0		6-2-0		0-1-1		3-1-2	
LOUISIANA	12/07/19	77-65	w	DNP	15-1-4		17-5-1		2-3-0		0-2-2		9-4-1		4-3-2	
PRAIRIE VIEW	12/11/19	88-79	w	0-0-0	21-3-3		14-1-0		4-1-1		5-3-0		5-1-2		20-4-2	
GEORGIA	12/14/19	79-59	w	0-0-0	23-3-6		5-5-0		11-2-0		0-3-0		2-1-3		15-5-2	
vs Saint Mary's (CA)	12/18/19	56-96	L	0-5-1	0-1-1		0-4-0		0-1-0		0-2-0		0-1-0		43-3-2	
CREIGHTON	12/21/19	60-67	L	0-1-0	7-5-7		2-2-1		DNP		0-1-0		3-2-1		19-4-0	
TEXAS SOUTHERN	12/28/19	98-81	w	4-4-2	23-5-5		1-3-0		11-3-1		0-1-1		20-2-1		23-6-7	
at Arizona	01/04/20	47-75	L	2-3-0	20-3-1		2-2-0		8-5-0		DNP		3-4-0		8-2-1	
at Oregon St.	01/09/20	82-76	w	2-4-2	24-0-3		18-4-2		9-5-0		0-0-0		1-1-1		7-4-5	
at Oregon	01/11/20	69-78	L	2-4-0	29-3-6		11-2-0		6-3-1		DNP		9-1-1		0-3-3	
COLORADO	01/16/20	61-68	L	0-2-0	25-7-6		8-1-1		0-3-0		DNP		0-3-1		7-2-0	
UTAH	01/18/20	83-64	w	0-3-0	20-1-6		24-1-2		5-3-1		3-1-0		DNP		9-3-3	
ARIZONA	01/25/20	66-65	w	0-2-0	24-3-4		15-7-1		0-1-1		DNP		0-0-0		13-4-2	
at Washington St.	01/29/20	65-67	L	0-0-0	12-5-2		11-1-1		4-3-0		0-1-0		1-0-0		11-2-1	
at Washington	02/01/20	87-83	w	0-2-2	19-3-1		18-4-2		0-5-0		DNP		0-0-1		18-5-2	
UCLA	02/06/20	84-66	w	2-1-3	15-2-7		13-5-2		11-2-1		DNP		0-0-0		26-1-2	
SOUTHERN CALIFORNIA	02/08/20	66-64	w	2-1-0	22-5-3		11-4-0		0-3-3		DNP		0-5-0		16-1-0	
at Stanford	02/13/20	74-69	w	0-3-0	24-2-2		4-4-0		11-1-0		2-1-1		3-0-0		19-7-4	
at California	02/16/20	80-75	w	8-3-0	22-1-5		7-4-0		7-1-0		0-0-0		0-0-0		22-6-2	
OREGON	02/20/20	77-72	w	4-7-2	11-3-5		24-4-1		1-2-0		0-0-0		1-0-4		26-3-3	
OREGON ST.	02/22/20	74-73	w	0-2-1	17-3-4		10-3-1		14-6-2		DNP		1-2-0		17-1-1	
at UCLA	02/27/20	72-75	L	0-3-1	30-2-3		23-3-0		3-1-0		DNP		0-1-0		12-4-2	

Opponent	Date	Score	12		20		22		23		24		30		35	
			BURNO,MICA		THOMAS,KHA		ALLEN,ANDR		WHITE,ROME		GRAHAM,JAL		FEIT,KYLE		CHERRY,TAE	
vs Colorado	11/08/19	71-81	L	DNP	0-1-0		0-2-0		DNP		6-3-1		DNP		DNP	
CENTRAL CONN. ST.	11/14/19	90-49	w	0-0-0	0-2-0		0-1-0		2-11-1		10-4-3		1-1-0		4-2-0	
RIDER	11/17/19	92-55	w	0-0-0	2-0-0		0-1-0		11-7-1		4-4-0		5-0-0		6-3-3	
vs St. John's (NY)	11/23/19	80-67	w	0-0-0	0-0-0		0-0-0		15-9-0		4-4-0		2-0-0		5-3-2	
vs Virginia	11/24/19	45-48	L	DNP	0-0-1		DNP		10-3-0		2-0-0		DNP		2-1-0	
at PRIN	11/26/19	67-65	w	DNP	14-2-1		DNP		11-9-3		0-1-0		DNP		0-1-0	
at San Francisco	12/03/19	71-67	w	DNP	3-5-0		DNP		14-11-0		9-4-1		DNP		10-3-0	
LOUISIANA	12/07/19	77-65	w	DNP	2-3-0		DNP		19-14-0		0-2-1		DNP		9-2-2	
PRAIRIE VIEW	12/11/19	88-79	w	DNP	2-2-0		DNP		14-16-1		0-1-0		DNP		3-0-0	
GEORGIA	12/14/19	79-59	w	DNP	0-0-0		DNP		18-17-1		0-1-0		DNP		5-3-0	
vs Saint Mary's (CA)	12/18/19	56-96	L	DNP	0-0-0		DNP		5-12-0		0-1-0		0-1-0		8-0-0	
CREIGHTON	12/21/19	60-67	L	DNP	3-0-0		DNP		18-12-2		DNP		DNP		8-6-0	
TEXAS SOUTHERN	12/28/19	98-81	w	DNP	6-2-0		DNP		2-0-1		DNP		DNP		8-5-1	
at Arizona	01/04/20	47-75	L	DNP	DNP		DNP		0-5-0		4-2-0		DNP		0-4-0	
at Oregon St.	01/09/20	82-76	w	DNP	DNP		DNP		12-9-0		6-5-0		DNP		3-3-0	
at Oregon	01/11/20	69-78	L	DNP	DNP		DNP		7-9-1		2-0-0		DNP		3-0-0	
COLORADO	01/16/20	61-68	L	DNP	DNP		DNP		19-10-1		0-2-0		DNP		2-8-1	
UTAH	01/18/20	83-64	w	0-0-0	0-0-0		DNP		5-4-1		4-3-1		0-0-0		11-5-1	
ARIZONA	01/25/20	66-65	w	DNP	DNP		DNP		6-4-2		4-7-2		DNP		4-5-1	
at Washington St.	01/29/20	65-67	L	DNP	0-3-1		DNP		15-11-4		9-6-0		DNP		2-5-0	
at Washington	02/01/20	87-83	w	DNP	10-2-0		DNP		18-7-1		4-7-0		DNP		0-3-0	
UCLA	02/06/20	84-66	w	0-0-0	9-2-0		DNP		8-16-1		DNP		0-0-0		0-2-0	
SOUTHERN CALIFORNIA	02/08/20	66-64	w	DNP	5-1-1		DNP		7-10-0		2-2-0		DNP		1-6-0	
at Stanford	02/13/20	74-69	w	DNP	DNP		DNP		5-6-1		6-5-1		DNP		DNP	
at California	02/16/20	80-75	w	DNP	DNP		DNP		10-10-1		4-5-0		DNP		DNP	
OREGON	02/20/20	77-72	w	DNP	0-1-0		DNP		8-11-2		2-1-0		DNP		DNP	
OREGON ST.	02/22/20	74-73	w	DNP	0-0-0		DNP		15-7-1		0-0-0		DNP		DNP	
at UCLA	02/27/20	72-75	L	DNP	0-3-0		DNP		4-6-0		0-3-0		DNP		DNP	

Individual Career History

Rob Edwards

Season	gp-gs min/avg		Total		3-Point		F-Throws		Rebounds				pf fo ast to blk stl							Scoring	
			fg-fga	pct	fg-fga	pct	ft-fa	pct	off	def	tot	avg								pts	avg
2015-16*	32-29	994/31.1	130-331	.393	49-124	.395	89-119	.748	21	104	125	3.9	71	0	46	109	1	37		398	12.4
2016-17*	31-30	964/31.1	167-404	.413	63-178	.354	114-149	.765	29	110	139	4.5	68	0	53	95	5	41		511	16.5
2018-19	28-21	820/29.3	94-273	.344	51-136	.375	71-85	.835	9	83	92	3.3	55	0	36	37	5	28		310	11.1
2019-20	28-25	794/28.4	103-276	.373	64-174	.368	47-63	.746	14	82	96	3.4	60	1	17	51	2	23		317	11.3
TOTAL	56-46	1614/28.8	197-549	.359	115-310	.371	118-148	.797	23	165	188	3.4	115	1	53	88	7	51		627	11.2
All*	119-105	3572/30.0	494-1284	.385	227-612	.371	321-416	.772	73	379	452	3.8	254	1	152	292	13	129		1536	12.9

* Statistics from prior team/school

Kimani Lawrence

Season	gp-gs min/avg		Total		3-Point		F-Throws		Rebounds				pf fo ast to blk stl							Scoring	
			fg-fga	pct	fg-fga	pct	ft-fa	pct	off	def	tot	avg								pts	avg
2017-18	19-0	186/9.8	22-48	.458	3-15	.200	11-13	.846	10	23	33	1.7	31	0	3	9	8	7		58	3.1
2018-19	34-15	851/25.0	99-236	.419	33-105	.314	62-83	.747	36	83	119	3.5	89	2	43	46	8	19		293	8.6
2019-20	27-20	475/17.6	50-120	.417	14-52	.269	19-39	.487	26	47	73	2.7	53	1	12	21	9	17		133	4.9
TOTAL	80-35	1512/18.9	171-404	.423	50-172	.291	92-135	.681	72	153	225	2.8	173	3	58	76	25	43		484	6.1

Remy Martin

Season	gp-gs min/avg		Total		3-Point		F-Throws		Rebounds				pf fo ast to blk stl							Scoring	
			fg-fga	pct	fg-fga	pct	ft-fa	pct	off	def	tot	avg								pts	avg
2017-18	32-0	762/23.8	107-236	.453	23-62	.371	71-94	.755	22	73	95	3.0	48	0	94	43	2	36		308	9.6
2018-19	32-28	1042/32.6	139-346	.402	43-138	.312	92-125	.736	21	80	101	3.2	43	0	160	67	1	40		413	12.9
2019-20	28-28	938/33.5	189-425	.445	58-163	.356	111-144	.771	12	78	90	3.2	43	0	111	88	1	46		547	19.5
TOTAL	92-56	2742/29.8	435-1007	.432	124-363	.342	274-363	.755	55	231	286	3.1	134	0	365	198	4	122		1268	13.8

Mickey Mitchell

Season	gp-gs min/avg		Total		3-Point		F-Throws		Rebounds				pf fo ast to blk stl							Scoring	
			fg-fga	pct	fg-fga	pct	ft-fa	pct	off	def	tot	avg								pts	avg
2015-16*	23-7	295/12.8	17-48	.354	1-4	.250	12-23	.522	20	44	64	2.8	41	0	15	24	6	7		47	2.0
2017-18	24-11	541/22.5	50-99	.505	7-20	.350	33-49	.673	35	90	125	5.2	72	2	39	33	13	21		140	5.8
2018-19	6-0	53/8.8	5-7	.714	1-1	1.000	1-8	.125	6	10	16	2.7	7	0	6	6	0	1		12	2.0
2019-20	20-8	301/15.1	11-31	.355	1-5	.200	3-6	.500	16	34	50	2.5	44	1	14	17	5	14		26	1.3
TOTAL	50-19	895/17.9	66-137	.482	9-26	.346	37-63	.587	57	134	191	3.8	123	3	59	56	18	36		178	3.6
All*	73-26	1190/16.3	83-185	.449	10-30	.333	49-86	.570	77	178	255	3.5	164	3	74	80	24	43		225	3.1

* Statistics from prior team/school

Elias Valtonen

Season	gp-gs min/avg		Total		3-Point		F-Throws		Rebounds				pf fo ast to blk stl							Scoring	
			fg-fga	pct	fg-fga	pct	ft-fa	pct	off	def	tot	avg								pts	avg
2018-19	21-0	78/3.7	5-9	.556	4-8	.500	2-2	1.000	1	7	8	0.4	7	0	2	6	4	3		16	0.8
2019-20	19-8	271/14.3	12-32	.375	7-14	.500	7-15	.467	4	31	35	1.8	32	0	7	10	2	9		38	2.0
TOTAL	40-8	349/8.7	17-41	.415	11-22	.500	9-17	.529	5	38	43	1.1	39	0	9	16	6	12		54	1.4

Romello White

Season	gp-gs min/avg		Total		3-Point		F-Throws		Rebounds				pf fo ast to blk stl							Scoring	
			fg-fga	pct	fg-fga	pct	ft-fa	pct	off	def	tot	avg								pts	avg
2017-18	31-31	752/24.3	120-184	.652	0-0	.000	85-154	.552	79	141	220	7.1	100	6	13	44	23	8		325	10.5
2018-19	34-32	851/25.0	113-189	.598	0-0	.000	70-121	.579	77	100	177	5.2	106	5	11	45	24	13		296	8.7
2019-20	27-26	768/28.4	104-175	.594	0-0	.000	70-105	.667	75	171	246	9.1	69	2	26	55	32	13		278	10.3
TOTAL	92-89	2371/25.8	337-548	.615	0-0	.000	225-380	.592	231	412	643	7.0	275	13	50	144	79	34		899	9.8

THE STAT CREW SYSTEM
Arizona St. Team Game-by-Game Comparison (as of Feb 28, 2020)
All games

Opponent	1st	2nd	Score	Mar	Total FG	FG Pct	3-Pointers	3FG Pct	Free Throws	FT Pct	Rebounds	Assist	T/Over	Block	Steal	Fouls
Colorado	29/42	42/39	71-81	(10)	25-65/30-65	.385/.462	8-20/6-16	.400/.375	13-18/15-25	.722/.600	36/48 (12)	12/12	16/18	6/3	10/6	24/14
CENTRAL CONN. ST.	43/23	47/26	90-49	+41	29-65/17-57	.446/.298	7-27/4-17	.259/.235	25-33/11-21	.758/.524	46/39 +7	19/9	11/23	5/5	14/6	18/28
RIDER	43/24	49/31	92-55	+37	35-82/23-60	.427/.383	10-32/3-21	.313/.143	12-20/6-14	.600/.429	45/47 (2)	15/10	7/29	6/3	16/7	18/22
St. John's (NY)	31/40	49/27	80-67	+13	28-61/25-66	.459/.379	5-19/3-16	.263/.188	19-26/14-22	.731/.636	39/41 (2)	9/9	13/16	4/4	6/4	19/21
Virginia	21/26	24/22	45-48	(3)	17-42/18-49	.405/.367	5-19/5-16	.263/.313	6-10/7-7	.600/1000	26/31 (5)	7/6	15/13	2/5	8/4	13/13
PRIN	26/31	41/34	67-65	+2	24-53/27-57	.453/.474	8-16/7-26	.500/.269	11-17/4-9	.647/.444	28/35 (7)	10/13	8/11	1/3	5/3	15/17
San Francisco	35/30	36/37	71-67	+4	26-62/24-66	.419/.364	5-12/8-28	.417/.286	14-19/11-16	.737/.688	42/41 +1	9/5	12/11	2/6	7/7	16/17
LOUISIANA	38/26	39/39	77-65	+12	28-67/21-49	.418/.429	6-26/8-24	.231/.333	15-22/15-20	.682/.750	42/34 +8	13/7	12/20	1/3	10/4	18/20
PRAIRIE VIEW	43/36	45/43	88-79	+9	23-51/25-58	.451/.431	5-17/8-16	.294/.500	37-51/21-33	.725/.636	34/39 (5)	9/16	13/20	4/3	8/6	25/31
GEORGIA	39/31	40/28	79-59	+20	33-67/23-66	.493/.348	6-25/2-24	.240/.083	7-16/11-20	.438/.550	42/43 (1)	12/12	17/19	1/1	9/11	18/20
Saint Mary's (CA)	19/51	37/45	56-96	(40)	23-64/34-57	.359/.596	3-22/16-26	.136/.615	7-8/12-17	.875/.706	33/37 (4)	4/19	15/10	3/3	5/10	20/16
CREIGHTON	32/30	28/37	60-67	(7)	23-65/27-61	.354/.443	7-26/7-24	.269/.292	7-10/6-8	.700/.750	37/43 (6)	11/15	11/11	3/4	5/2	14/15
TEXAS SOUTHERN	48/33	50/48	98-81	+17	36-63/26-60	.571/.433	12-25/9-22	.480/.409	14-21/20-24	.667/.833	32/33 (1)	19/16	16/22	1/0	13/5	19/22
Arizona	17/36	30/39	47-75	(28)	18-59/30-63	.305/.476	3-21/4-15	.143/.267	8-19/11-22	.421/.500	35/49 (14)	2/17	15/13	5/6	4/6	22/18
Oregon St.	36/25	46/51	82-76	+6	29-60/23-50	.483/.460	8-16/8-21	.500/.381	16-24/22-31	.667/.710	38/31 +7	13/13	12/14	3/5	10/5	24/18
Oregon	31/40	38/38	69-78	(9)	23-59/26-54	.390/.481	9-29/12-29	.310/.414	14-16/14-23	.875/.609	28/37 (9)	12/16	9/12	2/4	4/4	18/16
COLORADO	28/28	33/40	61-68	(7)	24-70/21-52	.343/.404	6-23/7-18	.261/.389	7-11/19-26	.636/.731	42/40 +2	10/13	14/13	7/3	3/8	22/16
UTAH	29/23	54/41	83-64	+19	30-58/22-56	.517/.393	11-18/6-24	.611/.250	12-18/14-20	.667/.700	30/38 (8)	15/16	12/18	6/3	6/6	16/14
ARIZONA	30/43	36/22	66-65	+1	28-72/23-57	.389/.404	6-29/6-20	.207/.300	4-9/13-18	.444/.722	41/43 (2)	13/11	12/18	5/5	8/7	15/13
Washington St.	31/37	34/30	65-67	(2)	26-63/23-56	.413/.411	5-19/10-25	.263/.400	8-15/11-16	.533/.688	42/34 +8	9/14	21/19	4/4	8/12	15/16
Washington	39/33	48/50	87-83	+4	26-57/24-62	.456/.387	8-28/9-31	.286/.290	27-33/26-35	.818/.743	42/33 +9	9/10	19/14	2/5	8/12	26/23
UCLA	39/28	45/38	84-66	+18	29-58/22-58	.500/.379	14-24/7-25	.583/.280	12-17/15-22	.706/.682	36/36 -	16/10	9/10	4/2	4/4	14/15
SOUTHERN CALIFORNIA	32/40	34/24	66-64	+2	21-67/23-55	.313/.418	8-25/8-20	.320/.400	16-20/10-17	.800/.588	42/42 -	7/11	16/24	5/9	12/9	17/19
Stanford	36/29	38/40	74-69	+5	29-53/26-50	.547/.520	5-16/6-21	.313/.286	11-16/11-16	.688/.688	30/21 +9	9/13	20/20	0/4	5/9	19/15
California	32/31	48/44	80-75	+5	26-53/27-58	.491/.466	7-15/7-18	.467/.389	21-30/14-20	.700/.700	31/34 (3)	8/10	9/10	4/1	5/4	18/24
OREGON	34/23	43/49	77-72	+5	29-60/26-62	.483/.419	8-21/8-28	.381/.286	11-21/12-19	.524/.632	38/42 (4)	17/14	13/16	1/5	9/6	16/20
OREGON ST.	37/40	37/33	74-73	+1	26-53/26-52	.491/.500	7-25/10-22	.280/.455	15-20/11-13	.750/.846	28/30 (2)	10/16	12/15	4/2	8/7	16/20
UCLA	35/41	37/34	72-75	(3)	26-57/27-62	.456/.435	10-19/8-22	.526/.364	10-11/13-17	.909/.765	27/41 (14)	6/16	14/17	4/4	9/8	21/13

Note: Game totals are displayed in the format TEAM/OPPONENT for each category



2019-20 Arizona St. Men's Basketball Combined Team Statistics Away games

Page 1/1
as of Feb 28, 2020

Game Records

Record	Overall	Home	Away	Neutral
ALL GAMES	6-4	0-0	6-4	0-0
CONFERENCE	4-4	0-0	4-4	0-0
NON-CONFERENCE	2-0	0-0	2-0	0-0

Score by Periods

Team	1st	2nd	OT	TOT
Arizona St.	318	396	0	714
Opponents	333	397	0	730

Team Box Score

No.	Player				Total		3-Point		F-Throw		Rebounds													
		GP-GS	MIN	AVG	FG-FGA	FG%	3FG-FGA	3FG%	FT-FTA	FT%	OFF	DEF	TOT	AVG	PF	DQ	A	TO	BLK	STL	PTS	AVG		
1	MARTIN, Remy	10-10	345:56	34.6	78-173	.451	25-61	.410	46-60	.767	2	27	29	2.9	17	0	31	34	0	15	227	22.7		
11	VERGE JR. , Alonzo	9-3	220:24	24.5	37-90	.411	1-12	.083	25-32	.781	6	28	34	3.8	16	1	22	22	0	10	100	11.1		
2	EDWARDS, Rob	10-8	286:01	28.6	32-89	.360	24-58	.414	14-17	.824	3	27	30	3.0	21	0	6	18	0	11	102	10.2		
23	WHITE, Romello	10-10	284:53	28.5	34-65	.523	0-0	.000	28-42	.667	24	59	83	8.3	33	1	11	17	9	5	96	9.6		
4	LAWRENCE, Kimani	10-8	191:15	19.1	20-45	.444	5-20	.250	10-16	.625	11	15	26	2.6	14	0	1	7	4	2	55	5.5		
20	THOMAS, Khalid	5-1	84:02	16.8	10-16	.625	4-9	.444	3-5	.600	1	14	15	3.0	6	0	2	2	2	5	27	5.4		
24	GRAHAM, Jalen	10-0	116:07	11.6	21-27	.778	0-0	.000	2-7	.286	14	24	38	3.8	18	0	2	11	7	3	44	4.4		
35	CHERRY, Taeshon	7-4	99:42	14.2	6-23	.261	3-11	.273	3-5	.600	3	16	19	2.7	19	1	0	5	3	1	18	2.6		
5	VALTONEN, Elias	6-2	78:53	13.1	4-9	.444	3-5	.600	1-2	.500	0	7	7	1.2	8	0	1	4	1	3	12	2.0		
10	HOUSE, Jaelen	10-0	151:07	15.1	6-29	.207	2-14	.143	5-10	.500	2	11	13	1.3	18	0	6	5	0	5	19	1.9		
0	MITCHELL, Mickey	8-4	137:53	17.2	5-9	.556	1-1	1.000	3-4	.750	7	15	22	2.8	24	1	5	11	1	5	14	1.8		
3	CHRISTOPHER, Caleb	2-0	03:48	1.9	0-1	.000	0-0	.000	0-0	.000	0	1	1	0.5	0	0	0	1	0	0	0	0.0		
Team											12	14	26					2						
Total		10	2000		253-576	.439	68-191	.356	140-200	.700	85	258	343	34.3	194	4	87	139	27	65	714	71.4		
Opponents		10	2000		257-578	.445	79-236	.335	137-205	.668	89	267	356	35.6	177	3	127	141	42	70	730	73.0		

Team Statistics

	ASU	OPP
Scoring	714	730
Points per game	71.4	73.0
Scoring margin	-1.6	-
Field goals-att	253-576	257-578
Field goal pct	.439	.445
3 point fg-att	68-191	79-236
3-point FG pct	.356	.335
3-pt FG made per game	6.8	7.9
Free throws-att	140-200	137-205
Free throw pct	.700	.668
F-Throws made per game	14.0	13.7
Rebounds	343	356
Rebounds per game	34.3	35.6
Rebounding margin	-1.3	-
Assists	87	127
Assists per game	8.7	12.7
Turnovers	139	141
Turnovers per game	13.9	14.1
Turnover margin	+0.2	-
Assist/turnover ratio	0.6	0.9
Steals	65	70
Steals per game	6.5	7.0
Blocks	27	42
Blocks per game	2.7	4.2
Winning streak	0	-
Home win streak	0	-
Attendance	0	65165
Home games-Avg/Game	0-0	10-6517
Neutral site-Avg/Game	-	0-0

Team Results

Date	Opponent		Score	Att.
11/26/2019	at Princeton	W	67-65	2727
12/03/2019	at San Francisco	W	71-67	2892
01/04/2020	at Arizona	L	47-75	14644
01/09/2020	at Oregon St.	W	82-76	4828
01/11/2020	at Oregon	L	69-78	9213
01/29/2020	at Washington St.	L	65-67	2811
02/01/2020	at Washington	W	87-83	9066
02/13/2020	at Stanford	W	74-69	3312
02/16/2020	at California	W	80-75	6046
02/27/2020	at UCLA	L	72-75	9626

SUN DEVIL INDIVIDUAL HIGHS (THROUGH FEB. 22 OREGON STATE GAME)

#00 MICKEY MITCHELL HIGHS

SEASON **CAREER**
8 at California (2/16/20) **POINTS** 12 (3 times)
7 vs. TX-SO (12/28/19) **REBOUNDS** 13 vs. Vanderbilt (12/17/17)
3 vs. #14 Oregon (2/20/20) **STEALS** 3 vs. ARIZONA (2/15/18)
31 vs. #14 Oregon (2/20/20) **MIN.** 33 at Stanford (1/17/18)

#1 REMY MARTIN CAREER HIGHS

POINTS: 33 at Princeton (11/26/19)
FG MADE: 13 at Princeton (11/26/19)
FG ATT: 24 at UCLA (2/27/20)
3-PT MADE: 5 vs. ARIZONA (1/31/19)
REBOUNDS: 9 vs. Colorado/China (11/8/19)
ASSISTS: 8 vs. Colorado/China (11/8/19)
FT MADE: 9 vs. PRAIRIE VIEW A&M (12/11/19)
FT ATT.: 14 vs. vs. ARIZONA (1/31/19)
MINUTES: 41 vs. ARIZONA (1/31/19)

#2 ROB EDWARDS SUN DEVIL HIGHS

CLEVELAND STATE POINTS: 32 at Oakland (1/16/17)
ASU POINTS: 28 at Utah (2/16/19)
SEASON POINTS: 24 vs. #14 Oregon (2/20/20); vs. UTAH (1/18/20)
3-POINT FIELD GOALS: 7 at UCLA (2/27/20)
REBOUNDS: 8 vs. St. John's (3/20/19)
MINUTES: 41 vs. CAL STATE FULLERTON (11/6/18)

#4 KIMANI LAWRENCE SUN DEVIL HIGHS

SEASON **CAREER**
14 vs. Oregon St. (2/22/20) **POINTS** 22 vs. #15 Miss. St. (11/19/18)
6 (2x) vs. OSU (2/22/20) **REBOUNDS** . 8 (2x) at Vanderbilt (12/17/18)
3 vs. USC (2/8/20) **ASSISTS** 5 (2x) vs. TX-SO (12/1/18)
29 at #25 Arizona (1/4/20) **MINUTES** 39 (2x) vs. TX-SO (12/1/18)

#5 ELIAS VALTONEN CAREER HIGHS

POINTS: 10 vs. St. John's (11/23/19)
REBOUNDS: 4 vs. Colorado (11/9/19)
ASSISTS: 2 (twice)
MINUTES: 28 vs. St. John's (11/23/19)

#10 JAELEN HOUSE CAREER HIGHS

POINTS: 20 vs. TEXAS SOUTHERN (12/28) and RIDER (11/17/19)
REBOUNDS: 6 vs. St. John's (11/23/19)
3-POINT FIELD GOALS: 5 vs. TEXAS SOUTHERN (12/28/19)
ASSISTS: 5 vs. CCSU (11/14/19)
STEALS: 6 vs. Georgia (12/14/19)
MINUTES: 30 (twice)

#11 ALONZO VERGE JR. HIGHS

POINTS: 43 vs. Saint Mary's (12/18/19)
REBOUNDS: 7 at Stanford (2/13/20)
ASSISTS: 7 vs. TEXAS SOUTHERN (12/28/19)
STEALS: 4 (twice)
FT MADE: 10 at California (2/16/20)
FT ATTEMPTED: 11 at California (2/16/20)
MINUTES: 37 vs. CREIGHTON (12/21/19)

ALONZO VERGE TOP SCORING GAMES (11-2 WHEN HE SCORES 13/5-1 WHEN SCORES 20)

43 vs. St. Mary's (12/18/19)
26 vs. #14 Oregon (2/20/20)
26 vs. UCLA (2/6/20)
23 vs. Texas Southern (12/28/19)
22 at California (2/16/20)
20 vs. Prairie View A&M (12/11/19)
19 at Stanford (2/13/20)
19 vs. Creighton (12/21/19)
18 at Washington (2/1/20)
17 vs. Oregon State (2/22/20)
16 vs. USC (2/8/20)
15 vs. Georgia (12/14/19)
13 vs. Arizona (1/25/20)

#20 KHALID THOMAS HIGHS

POINTS: 14 at Princeton (11/26/19)
REBOUNDS: 5 at San Francisco (12/3/19)
MINUTES: 24 at Princeton (12/3/19)

#23 ROMELLO WHITE CAREER HIGHS

✓ AAU coach was Jerry Stackhouse
POINTS: 25 vs Northern Arizona (11/17/17)
REBOUNDS: 17 vs. GEORGIA (12/14/19)
FG MADE: 10 (2x) at Washington State (2/4/18)
FG ATTEMPTED: 12 vs. Colorado (1/16/20)
FREE THROWS MADE: 11 at Stanford (1/17/18)
FREE THROWS ATTEMPTED: 14 (twice)
BLOCKS: 3 (many times; vs. CCSU 11/14/19)
MINUTES: 39 vs Kansas State (11/23/17)

#24 JALEN GRAHAM HIGHS

POINTS: 10 vs. Central Connecticut State (11/14/19)
REBOUNDS: 7 (2x) at Wahshington (2/1/20)/vs. #22 ARIZONA (1/25/20)
BLOCKS: 5 vs. Colorado/China (11/8/19)
MINUTES: 28 vs. Colorado/China (11/8/19)

#35 TAESHON CHERRY HIGHS

SEASON **CAREER**
11 vs. UTAH (1/18/20) **POINTS** 19 vs. OMAHA (11/28/18)
REBOUNDS 8 vs. COLORADO (1/16/20)
STEALS 4 vs. #1 KANSAS (12/22/18)
2 (twice) **3-PT FG MADE** 5 VS. OREGON (1/19/19)
29 vs. UTAH (1/18/20) **MINUTES** . 31 vs. (2x) vs. TX-SO (12/1/18)

2019-20 SUN DEVIL HIGHS AND LOWS (19-9; 10-5)

SUN DEVIL TEAM HIGHS

POINTS: 98 vs. TEXAS SOUTHERN
FIELD GOALS: 36 vs. TEXAS SOUTHERN
FIELD GOAL ATTEMPTS: 82 vs. RIDER
FIELD GOAL%: .571 vs. TEXAS SOUTHERN (36-63)
3-PT FIELD GOALS: 14 vs UCLA
3-PT FIELD GOALS ATT: 32 vs. RIDER
3-PT % (10 ATT.): .611 vs. UTAH (11-18)
FREE THROWS: 37 vs. PRAIRIE VIEW A&M
FREE THROWS ATTEMPTED: 51 vs. PRAIRIE VIEW A&M
FREE THROW % (10 ATT.): .909 at UCLA (10-11)
REBOUNDS: 46 vs. CENTRAL CONNECTICUT STATE
ASSISTS: 19 vs. TEXAS SOUTHERN/CENTRAL CONNECTICUT ST.
STEALS: 16 vs. RIDER
BLOCKS: 7 vs. #20 COLORADO
TURNOVERS: 21 at Washington State
FOULS: 26 at Washington
FIRST HALF POINTS: 48 vs. TEXAS SOUTHERN
SECOND HALF POINTS: 54 vs. UTAH

SUN DEVIL TEAM LOWS

POINTS: 45 vs. Virginia
FIELD GOALS: 17 vs. Virginia
FIELD GOAL ATTEMPTS: 42 vs. Virginia
FIELD GOAL%: .305/18-59 at #25 Arizona
3-PT FIELD GOALS: 3 (twice)
3-PT FIELD GOALS ATT: 12 at San Francisco
3-PT % (10 ATT.): .136/3-22 vs. St. Mary's
FREE THROWS: 4 vs. #22 ARIZONA
FREE THROWS ATTEMPTED: 8 vs. St. Mary's
FREE THROW % (10 ATT.): .421/8-19 at #25 Arizona
REBOUNDS: 26 vs. Virginia
ASSISTS: 2 at #25 Arizona
STEALS: 3 vs. COLORADO
BLOCKS: 0 at Stanford
TURNOVERS: 7 vs. RIDER
FOULS: 13 vs. Virginia
FIRST HALF POINTS: 17 at #25 Arizona
SECOND HALF POINTS: 24 vs. Virginia

SUN DEVIL INDIVIDUAL HIGHS

POINTS: 43 by Alonzo Verge Jr. vs. Saint Mary's
FIELD GOALS: 18 by Alonzo Verge Jr. vs. Saint Mary's
FIELD GOAL ATTEMPTS: 29 by Alonzo Verge Jr. vs. Saint Mary's
3-PT FGS: 7 by Rob Edwards
3-PT ATT: 12 by Rob Edwards vs. #22 ARIZONA
FREE THROWS: 10 by Romello White vs. PRAIRIE VIEW A&M
FT ATTEMPTED: 14 by Romello White vs. PRAIRIE VIEW A&M
FREE THROW % (8 ATT.): Remy Martin 8-8 at #9 Oregon/at UW
REBOUNDS: 17 by Romello White vs. GEORGIA
ASSISTS: 8 by Remy Martin vs. Colorado
STEALS: 6 by Jaelen House vs. GEORGIA
BLOCKS: 5 by Jalen Graham vs. Colorado

OPPONENT TEAM HIGHS

POINTS: 96 by Saint Mary's
FIELD GOALS: 34 by Saint Mary's
FIELD GOAL ATTEMPTS: 66 (3 times)
FIELD GOAL %: .596/34-57 vs. St. Mary's
3-POINTERS: 16 vs. St. Mary's
3-POINTER ATTEMPTS: 31 at Washington
3-POINT % (10 ATT.): .615/16-26 vs. St. Mary's
FREE THROWS: 26 at Washington
FREE THROW ATTEMPTS: 35 at Washington
FREE THROW % (10 ATT.): .833 by TEXAS SOUTHERN (20-24)
REBOUNDS: 49 by #25 Arizona
ASSISTS: 19 by Saint Mary's
STEALS: 12 at Washington State/Washington
BLOCKS: 9 vs. USC
TURNOVERS: 29 vs. RIDER
FOULS: 31 by PRAIRIE VIEW A&M
FIRST HALF POINTS: 51 by Saint Mary's
SECOND HALF POINTS: 45 by Saint Mary's

OPPONENT TEAM LOWS

POINTS: 48 vs. Virginia
FIELD GOALS: 17 vs. CENTRAL CONNECTICUT STATE
FIELD GOAL ATTEMPTS: 49 (twice)
FIELD GOAL %: .298/17-57 vs. CENTRAL CONNECTICUT STATE
3-POINTERS: 2 by GEORGIA
3-POINTER ATTEMPTS: 15 at #25 Arizona
3-POINT % (10 ATT.): .083/2-24 by GEORGIA
FREE THROWS: 4 at Princeton
FT ATTEMPTS: 7 by Virginia
FREE THROW % (10 ATT.): .429/by RIDER (6-14)
REBOUNDS: 21 at Stanford
ASSISTS: 5 at San Francisco
STEALS: 2 by CREIGHTON
BLOCKS: 0 by TEXAS SOUTHERN
TURNOVERS: 10 vs. Saint Mary's/UCLA/at Cal
FOULS: 13 by #7 Virginia/#22 ARIZONA

OPPONENT INDIVIDUAL HIGHS

POINTS: 34 by Jordan Ford of Saint Mary's
FIELD GOALS: 12 by Jordan Ford of Saint Mary's
FIELD GOAL ATTEMPTS: 19 by CJ Ellenby at Wazzu
FG % (5 MADE): .889/8-9 by Ethan Thompson at Oregon State
3-PT FGS: 7 by Jordan Ford of Saint Mary's
3-PT ATT: 11 by Jordan Ford of Saint Mary's
FREE THROWS: 9 by Zeke Nnaji of ARIZONA
FT ATTEMPTED: 13 by Darius Williams of PRAIRIE VIEW A&M
REBOUNDS: 18 by Richmond Arirguzoh at Princeton
ASSISTS: 14 by Tyger Campbell of UCLA
STEALS: 5 by Hameir Wright at Washington
BLOCKS: 4 by Kyle Kelly at Oregon State



Official Basketball Box Score - Final
Southern California at Arizona St.
 02/09/20 Desert Financial Arena, Tempe
 2019-20 Men's Basketball

Game Time: 3:00 AM
 Game Duration: 2:05
 Attendance: 9,628

Officials: Larry Spalding, Bob Staffen, Michael Greenstein

Southern California - 64

Record: 17-6 (6-4)

NO.	Name		Min	FG M-A	3P M-A	FT M-A	Rebounds			Fouls		TP	AS	TO	ST	Blocks		+/-
							OR	DR	TOT	PF	FD					BS	BA	
21	Onyeka Okongwu	F	27:18	2-3	0-0	1-2	3	3	6	3	2	5	1	4	2	4	1	0
31	Nick Rakocevic	F	27:59	4-8	0-0	0-0	4	8	12	4	1	8	1	5	2	2	1	2
2	Jonah Mathews	G	37:25	8-18	5-9	1-2	0	3	3	3	3	22	1	3	1	2	2	-5
4	Daniel Utomi	G	31:23	4-11	1-6	6-7	3	4	7	0	6	15	2	1	2	0	0	7
20	Ethan Anderson	G	32:29	4-6	2-2	2-6	1	3	4	4	3	12	3	4	2	0	0	5
15	Isaiah Mobley		18:13	0-2	0-0	0-0	0	3	3	2	1	0	1	1	0	0	0	-6
3	Elijah Weaver		09:33	0-1	0-0	0-0	0	1	1	1	1	0	1	4	0	0	1	-4
10	Quinton Adlesh		03:37	0-1	0-1	0-0	0	1	1	1	0	0	0	1	0	0	0	-1
1	Kyle Sturdivant		06:29	0-3	0-1	0-0	1	0	1	1	0	0	1	1	0	0	0	-3
23	Max Agbonkpolo		05:34	1-2	0-1	0-0	0	1	1	0	0	2	0	0	0	1	0	-5
Team							1	2	3			0		0				
Totals				23-55	8-20	10-17	13	29	42	19	17	64	11	24	9	9	5	-2

Technical Fouls::NONE

Shooting By Period			
1 st FG%	16-34	47.1%	
3PT%	6-14	42.9%	
FT%	2-3	66.7%	
2 nd FG%	7-21	33.3%	
3PT%	2-6	33.3%	
FT%	8-14	57.1%	
GM FG%	23-55	41.8%	
3PT%	8-20	40.0%	
FT%	10-17	58.8%	

Dead Ball Rebounds: 1, 0

Arizona St. - 66

Record: 14-8 (5-4)

NO.	Name		Min	FG M-A	3P M-A	FT M-A	Rebounds			Fouls		TP	AS	TO	ST	Blocks		+/-
							OR	DR	TOT	PF	FD					BS	BA	
0	Mickey Mitchell	F	14:12	1-1	0-0	0-0	0	1	1	2	0	2	0	0	0	0	0	-14
4	Kimani Lawrence	F	13:09	0-4	0-2	0-0	0	3	3	0	0	0	3	1	0	0	0	-6
23	Romello White	F	29:32	2-8	0-0	3-3	5	5	10	3	2	7	0	3	3	2	2	6
1	Remy Martin	G	32:14	7-18	2-7	6-6	1	4	5	2	6	22	3	6	2	0	2	4
2	Rob Edwards	G	30:19	3-13	3-10	2-4	2	2	4	4	2	11	0	2	2	0	2	-7
11	Alonzo Verge Jr.		32:03	5-13	2-3	4-5	0	1	1	1	5	16	0	1	2	0	2	6
35	Taeshon Cherry		14:50	0-5	0-1	1-2	4	2	6	3	3	1	0	0	2	0	0	13
10	Jalen House		12:15	0-1	0-0	0-0	0	5	5	0	0	0	0	2	1	1	1	9
24	Jalen Graham		10:28	1-1	0-0	0-0	1	1	2	2	0	2	0	1	0	2	0	-4
20	Khalid Thomas		10:58	2-3	1-2	0-0	1	0	1	0	1	5	1	0	0	0	0	3
Team							3	1	4			0		0				
Totals				21-67	8-25	16-20	17	25	42	17	19	66	7	16	12	5	9	2

Technical Fouls::NONE

Shooting By Period			
1 st FG%	12-35	34.3%	
3PT%	4-14	28.6%	
FT%	4-5	80%	
2 nd FG%	9-32	28.1%	
3PT%	4-11	36.4%	
FT%	12-15	80%	
GM FG%	21-67	31.3%	
3PT%	8-25	32.0%	
FT%	16-20	80.0%	

Dead Ball Rebounds: 4, 0

	USC	ASU
Biggest lead	13 (1 st 5:34)	4 (2 nd 11:28)
Best Scoring Run	8 (1 st 17:27)	7 (2 nd 0:19)
Lead Changes	3	
Times Tied	4	
Time with Lead	30:01	05:57

Points from	USC	ASU
Turnovers	14	17
Paint	28	22
Second Chance	12	12
Fast Breaks	9	21
Bench	2	24

Period by Period Scoring			
	1st	2nd	TOT
USC	40	24	64
ASU	32	34	66

Sun Devil Men's Basketball Head Coach Bobby Hurley

SUN DEVIL NOTABLES UNDER HEAD COACH BOBBY HURLEY




Hurley coaching courtside against No. 1 Kansas.

- Named 14th men's basketball coach of ASU on April 9, 2015.
- Sun Devils matched highest ranking in school history (third) in December of 2017.
- Finished second in Pac-12 in 2018-19 (12-6) for just the fourth time in school history (41 seasons).
- Defeated No. 1 Kansas on Dec. 22, 2018, the program's only home victory against the nation's top-ranked team.
- Notched its first NCAA Tournament win since 2009 and posted 23 wins for just the eighth time in school history in 2018-19.
- Prior to its past two NCAA appearances, ASU had made the NCAA Tournament three times in the previous 22 seasons (1996-2017).
- ASU has averaged 80.04 points per game the past two seasons, tops in the Pac-12.
- ASU had not made March Madness in back-to-back years since 1980-81, yet now ASU is the only Pac-12 school to make the NCAAs the last two seasons.
- Won exempt tournaments in November of 2017 and 2018 after not winning one since November of 1994.
- In 2017-18 ASU averaged a school-record 10,603 fans, as the 4,103 extra bodies from 2016-17 to 2017-18 was the second-best increase in all of college hoops.



Hurley celebrating with the team after beating No.1 Kansas in 2018.


2019-20 SUN DEVIL TV ROSTER



00 MICKEY MITCHELL
F 6-7 225 SR
Orlando, FL



1 REMY MARTIN
G 6-0 175 JR
Chatsworth, CA



2 ROB EDWARDS
G 6-5 205 SR
Detroit, MI




3 CALEB CHRISTOPHER
G 6-1 180 FR
Carson, CA




4 KIMANI LAWRENCE
F 6-8 220 JR
Providence, RI



5 ELIAS VALTONEN
G 6-7 195 SO
Eura, Finland



10 JAELEN HOUSE
G 6-2 160 FR
Phoenix, AZ




11 ALONZO VERGE, JR.
G 6-3 165 JR
Chicago, IL




12 MICAH BURNO
G 6-0 180 FR
Scottsdale, AZ



15 JOHN OLMSTED
F 6-10 215 FR
Morenci, AZ



20 KHALID THOMAS
F 6-9 210 JR
Portland, OR



22 ANDRE ALLEN
F 6-9 210 JR
Los Angeles, CA




23 ROMELLO WHITE
F 6-8 245 JR
Atlanta, GA



24 JALEN GRAHAM
F 6-9 205 FR
Phoenix, AZ



25 GRANT FOGERTY
G 6-0 175 SR
Scottsdale, AZ



30 KYLE FEIT
G 6-4 190 SO
West Palm Beach, FL



35 TAESHON CHERRY
F 6-8 210 SO
El Cajon, CA