



ARIZONA STATE SUN DEVIL HOCKEY MEDIA NOTES



X @SunDevilHockey

📷 @SunDevilHockey

f /SunDevilHockey

2024-25 SCHEDULE/RESULTS

Date	Opponent	Network	Time/Result
Oct. 4	at Air Force	FloHockey	W, 8-1
Oct. 5	at Air Force	FloHockey	L, 3-4 (OT)
Oct. 11	vs. #10 Michigan	NCHC.tv	L, 1-4 (EN)
Oct. 12	vs. #10 Michigan	NCHC.tv	T, 3-3 (OT)
Oct. 18	at #14 Providence	ESPN+	L, 1-4 (EN)
Oct. 19	at #14 Providence	ESPN+	L, 1-2
Oct. 25	at Northern Michigan	Midco	W, 3-1 (EN)
Oct. 26	at Northern Michigan	Midco	W, 2-0 (EN)
Nov. 8	at #8 Colorado College*	NCHC.tv	L, 3-4 (OT)
Nov. 9	at #8 Colorado College *	NCHC.tv	L, 1-3 (EN)
Nov. 15	vs. Omaha*	NCHC.tv	L, 2-4 (EN)
Nov. 16	vs. Omaha*	NCHC.tv	W, 3-2
Nov. 22	at #1 Denver*	NCHC.tv	W, 3-2
Nov. 23	at #1 Denver*	NCHC.tv	W, 5-2
Dec. 6	vs. Minnesota Duluth*	NCHC.tv	W, 5-3 (EN)
Dec. 7	vs. Minnesota Duluth*	NCHC.tv	W, 3-2 (OT)
Dec. 28	vs. USNTDP (exh)	NCHC.tv	W, 4-3
Dec. 29	vs. USNTDP (exh)	NCHC.tv	W, 1-0
Jan. 3	vs. Robert Morris (DHC)	NCHC.tv	W, 7-3
Jan. 4	vs. #16 Cornell DHC)	NCHC.tv	W, 4-0
Jan. 10	vs. #14 North Dakota*	CBSSN	W, 4-1
Jan. 11	vs. #14 North Dakota*	NCHC.tv	L, 3-4 (OT)
Jan. 17	at #15 St. Cloud State*	NCHC.tv	W, 6-3
Jan. 18	at #15 St. Cloud State*	NCHC.tv	W, 5-3
Jan. 24	vs. #19 Colorado College*	NCHC.tv	W, 4-1
Jan. 25	vs. #19 Colorado College*	NCHC.tv	L, 4-5
Jan. 31	at Miami*	NCHC.tv	W, 7-1
Feb. 1	at Miami*	NCHC.tv	W, 4-1
Feb. 7	vs. #6 Denver*	NCHC.tv	L, 4-5 (OT)
Feb. 8	vs. #6 Denver*	NCHC.tv	W, 6-5 (OT)
Feb. 14	at Minnesota Duluth*	NCHC.tv	L, 2-3 (OT)
Feb. 15	at Minnesota Duluth*	NCHC.tv	T, 3-3 (OT, SOW)
Feb. 21	vs. #3 Western Michigan*	NCHC.tv	W, 5-3
Feb. 22	vs. #3 Western Michigan*	NCHC.tv	L, 3-4 (OT)
Feb. 28	at Omaha*	NCHC.tv	W, 4-1
March 1	at Omaha*	NCHC.tv	L, 2-4 (EN)
March 14	vs. Minnesota Duluth*	NCHC.tv	W, 4-3
March 15	vs. Minnesota Duluth*	NCHC.tv	W, 6-5 (OT)
March 21	vs. Denver^^	CBS Sports Network	
March 22	Frozen Faceoff Championship	CBS Sports Network	

Times are in MST /// * Conference game /// ^ NCHC Quarterfinals /// ^^ Frozen Faceoff

Game 37-38 | #2-seed Arizona State vs. #3-seed Denver



XCEL ENERGY CENTER
St. Paul, Minnesota

Friday, March 21
4 p.m. CT/2 p.m. AZT

Watch: CBS Sports Network
Listen: Fox Sports 910



Arizona State Sun Devils
21-13-2 Overall (14-9-1 NCHC)

Denver Pioneers
28-10-1 Overall (15-8-1 NCHC)

SCOUTING THE SEMIS

The No. 2-seed Arizona State ice hockey team (21-13-2, 14-9-1 NCHC) continues its storybook inaugural season in the National Collegiate Hockey Conference as one of four teams to compete for the conference's tournament trophy in this weekend's Frozen Faceoff on CBS Sports Network. ASU faces off against No. 3-seed Denver (28-10-1, 15-8-1 NCHC) in the opening game of the tournament's semifinal round on Friday, March 21 at 4:07 p.m. CT/2:07 p.m. AZT at Xcel Energy Center, home of the NHL's Minnesota Wild, in the Twin Cities.

HOW TO TUNE IN

ASU's own Tyler Paley and Alex Coil will bring the game to the airwaves on Fox-Sports910AM. All games of the Frozen Faceoff air on CBS Sports Network and are not available on the conference's NCHC.tv platform.

DEFYING THE DOUBTERS

In preseason NCHC media polls, Arizona State was picked to finish eighth in the nine-team conference field. Through 24 conference games, the Sun Devils defeated all conference opponents at least once in regulation - they were the only team to do so. ASU also only lost in regulation to two NCHC teams (Colorado College and Omaha).

"We were really confident in the way we went out and built our team and the type of players that we have in our room, we knew we weren't the eighth place team from day one. And to have the success to backup that confidence and to show our hockey community what we're all about and that we're ready to compete with anyone in the country at the very highest level, I think is tremendous. And to be able to host playoff hockey, we took it very seriously the responsibility to show that this is a great hockey market when we lost the National Hockey League and to give this hockey community something to cheer for, something to get excited for, something to really get behind, a passionate group of players and a passionate group of people to represent here in the desert, and we've done that."

- Sun Devil Hockey head coach Greg Powers

HOBEBY BAKER NOMINEES

Three skaters on the Arizona State hockey team, Ryan Kirwan, Noah Beck and Bennett Schimek were named to the Hobey Baker Memorial Award watchlist as announced by the organization in late January.

NCHC INDIVIDUAL AWARD FINALISTS

Three members of Sun Devil Hockey were named as one of three finalists for five different NCHC year-end individual awards. Graduate center Artem Shlaine is a finalist for Player of the Year, Forward of the Year, and the Three Stars Award. Ty Murchison is a finalist for the Defensive Defenseman Award and Greg Powers is a finalist for the Herb Brooks Coach of the Year.

For eight of the awards, finalists were determined based on voting by the conference's nine head coaches and one media member covering each of the NCHC's nine programs, with the top three vote-getters (plus ties) for each award being named finalists. Athletic Directors at each NCHC institution had a vote on Herb Brooks Coach of the Year, as well, along with the coaches and media.

BE THE TRADITION

Hockey SID: Paige Shacklett
Cell Phone: (970) 946-0748
Email: paige.shacklett@asu.edu
Twitter: @paigeshacklett



2023-24 SUN DEVIL HOCKEY ROSTER

No.	Name	Pos.	S	Ht.	Wt.	Yr.	Hometown (Prev. School)
1	Luke Pavicich	G	L	6-2	195	Sr.	Clarence Center, NY/UMass Lowell (NCAA)/UMass (NCAA)/Kenai River (NAHL)
2	Noah Beck	D	L	6-3	206	Sr.	Richmond Hill, Ontatio, Canada/Clarkson (NCAA)/Fargo (USHL)
5	Ty Murchison	D	L	6-2	205	Sr.	Corona, CA/U.S. National U18 Team (USHL)
7	Joel Kjellberg	D	L	6-0	190	Fr.	Nacka, Sweden/Cedar Rapids (USHL)
8	Artem Shlaine	F	L	6-1	185	Gr.	Moskva, Russia/Northern Michigan (NCAA)/UConn (NCAA)/Muskegon (USHL)
9	Anthony Dowd	D	R	5-7	152	So.	Point Pleasant Beach, NJ/ Chicago (USHL)
10	Tucker Ness	D	R	6-3	225	Jr.	Plymouth, MN/Waterloo (USHL)
11	Benji Eckerle	F	L	5-10	181	Gr.	Northville, MI/Tri-City (USHL)
12	Cullen Potter	F	R	5-10	172	Fr.	Minneapolis, MN/U.S. National U-17
13	Hunter Mullett	F	R	6-0	160	Fr.	Hartland, WI/Islanders Hockey Club (NCDC)
14	Ty Jackson	F	L	5-8	157	Gr.	Oakville, ON/Dubuque (USHL)/Northeastern (NCAA)
15	Dylan Jackson	F	R	5-10	166	Gr.	Oakville, ON/Dubuque (USHL)/Northeastern (NCAA)
16	Ethan Szmagaj	D	R	6-0	197	Sr.	Canton, MI/Waterloo (USHL)
18	David Hymovitch	F	R	6-0	177	So.	Phoenix, AZ/Muskegon (USHL)
23	Bennett Schimek	D	R	6-0	192	Jr.	Mendota Heights, MN/Providence (NCAA)/Sioux City (USHL)
25	Kyle Smolen	F	R	5-11	165	So.	Crystal Lake, IL/ Fargo (USHL)
29	Cole Gordon	F	L	6-2	205	So.	Windsor, CO/Minnesota (NAHL)
30	Chase Hamm	G	L	5-9	165	So.	Saskatoon, SK, Canada/Arizona St. (ACHA)
31	Gibson Homer	G	L	6-5	210	R-Jr.	Grand Rapids, MI/Chicago (USHL)
37	Sam Court	D	L	5-10	184	Fr.	Winnipeg, MB, Canada/Sioux City (USHL)
39	Zakari Brice	G	L	5-11	180	Fr.	Fairbanks, AK/New Jersey Jr. Titans (NAHL)
43	Cole Helm	F	L	6-0	195	So.	Dallas, TX/ Dubuque (USHL)
51	Cruz Lucius	F	L	6-0	178	Jr.	Grant, MN/Wisconsin (NCAA)/U.S. National U18
53	Ryan Alexander	F	L	5-10	176	Jr.	Toronto, ON./Fargo (USHL)
61	Lukas Sillinger	F	L	5-11	172	Gr.	Regina, Sask./Penticton (BCHL)/Bemidji State (NCAA)
74	Brasen Boser	D	L	5-11	178	Fr.	Minot, ND/Fargo (USHL)
82	Charlie Schoen	F	R	5-10	160	Jr.	Andover, MN/Sioux City (USHL)
89	Tony Achille	F	L	6-0	175	Fr.	Hingham, MA/ Maine (NAHL)
92	Ryan Kirwan	F	L	6-2	205	Sr.	DeWitt, NY/Penn State (NCAA)/Green Bay (USHL)

Head Coach: Greg Powers
Associate Coach: Alex Hicks
Assistant Coach: Dana Borges
Assistant Coach: Mike Corbett
Director of Operations: Andrew Matheson
Strength & Conditioning Coach: Liane Blyn
Athletic Trainer: Amanda Doyle
Equipment Manager: Corby Antropik
Assistant Equipment Manager: Owen Hixon
Athletic Communications: Paige Shacklett
Sport Admins: Scott Nelson

PRONUNCIATIONS

BORGES: Boar-Jess
BRASEN BOSER: Bray-Sin Bose-ER
ECKERLE: ECK-er-LEE
HOMER: Home-ER
HYMOVITCH: Hi-Mo-VITCH
KIRWAN: Ker-WHEN
KJELLBERG: Shell-berg
PAVICICH: Pav-Uh-Sich
SCHIMEK: Shim-ICK
SCHOEN: Shane
SHLAINE: Shh-LANE
SMOLEN: Ss-MULL-In
SZMAGAJ: SHH-MAG-EE
ZACKARI: Zachary

ROSTER BREAKDOWN

By Position:	Forwards	16
	Defensemen	9
	Goaltenders	4
By Class:	Freshmen	6
	Sophomores	7
	Juniors	6
	Seniors	4
	Graduates	6
By State:	Canada	7
	Minnesota	5
	Michigan	3
	Colorado	2
	New York	2
	Illinois	1
	Alaska	1
	Arizona	1
	California	1
	Massachusetts	1
	New Jersey	1
	North Dakota	1
	Russia	1
	Sweden	1
	Texas	1
	Wisconsin	1

2024-25 Sun Devil Hockey Game Notes

RECORD BREAKDOWN

Overall Record	21-13-2
Home Record	11-6-1
Road Record	10-7-1
Last 5 Games	3-2-0
Last 10 Games	5-4-1
Scoring A Power-Play Goal	14-8-2
Not Scoring A Power-Play Goal	7-5-0
Allowing A Power-Play Goal	6-6-0
Not Allowing A Power-Play Goal	15-6-2
Scoring A Shorthanded Goal	3-1-0
Allowing A Shorthanded Goal	1-1-0
10 Or More Penalties (ASU)	0-0-0
Fewer Than 10 Penalties (ASU)	20-12-2
More Penalties Than Opponent	8-7-0
Fewer Penalties Than Opponent	11-4-0
Same Amount Of Penalties	3-2-1
In One-Goal Games	6-8-0
In Two-Goal Games	5-3-0
In Three-Goal or More Games	10-2-0
In Overtime Games	3-5-2
Scoring 4 or More Goals	16-2-0
Scoring 3 or More Goals	4-4-2
Scoring 2 or Fewer Goals	1-7-0
Allowing 4 or More Goals	3-10-0
Allowing 3 or Fewer Goals	15-3-2
Scoring First Goal Of Game	19-4-0
Opponents Score First	2-9-2
Leading After One Period	11-3-0
Trailing After One Period	2-5-0
Tied After One Period	8-6-2
Scoring First Goal Of Second Period	12-5-0
Leading After Two Periods	14-3-1
Trailing After Two Periods	2-4-0
Tied After Two Periods	4-6-1
Scoring First Goal Of Third Period	18-6-0
Having 10-19 Shots On Goal	0-0-0
Having 20-29 Shots On Goal	11-4-0
Having 30-39 Shots On Goal	7-5-1
Having 40 or More Shots On Goal	3-3-1
Allowing 10-19 Shots On Goal	2-0-0
Allowing 20-29 Shots On Goal	7-6-0
Allowing 30-39 Shots On Goal	9-6-2
Allowing 40 or More Shots On Goal	3-1-0
Outshooting Opponent	10-7-1
Opponent Outshoots ASU	8-5-1
Shots Are Even	0-0-0
October	3-4-1
November	3-3-0
December	2-0-0
January	7-2-0
February	4-3-1
March	2-1-0
First Game of the Series	12-6-0
Second Game of the Series	9-7-2
Fridays	12-6-0
Saturdays	9-7-2
Sundays	0-0-0
Games Following A Win	13-6-0
Games Following A Loss	5-4-2
Games Following A Tie	2-1-0

JERSEY BREAKDOWN



White
(7-4-1)



Maroon
(9-6-1)



Gold
(5-2-0)

TALE OF THE TAPE

Sun Devils		Pioneers
3.7 (T5th)	Goals Per Game	4.0 (2nd)
2.8 (T26th)	Goals Against Average	2.1 (T6th)
11.3 (8th)	Shots Percentage	12.0 (4th)
29.2% (3rd)	Power Play	29.2% (2nd)
84.1% (11th)	Penalty Kill	82.3% (19th)
48.5 (T42nd)	Faceoff %	54.4 (7th)

2024-25 STAT LEADERS BREAKDOWN

Goals	Ryan Kirwan	25	Penalties	Ty Murchison	20
Assists	Lukas Sillinger	30	PIM	Ty Murchison	48
Points	Kirwan & Sillinger	38	PPG	Ryan Kirwan	7
Shots	Ryan Kirwan	175	SHG	Bennett Schimek	3
Shot %	Artem Shlaine	.208	GWG	Ryan Kirwan	5
BLK	Ty Murchison	91	GAA	Gibson Homer	2.56
+/-	Beck & Dowd	+13	SV%	Gibson Homer	.919

SCORING BREAKDOWN

BY CLASS		CLASS LEADERS	
Class (Players)	Goals - Assists - Points	Player (Class)	Goals - Assists - Points
Freshmen (6)	18 - 30 - 48	Cullen Potter (Fr.)	13 - 9 - 22
Sophomores (7)	17 - 30 - 47	Kyle Smolen (So.)	12 - 18 - 30
Juniors (6)	24 - 39 - 63	Bennett Schimek (Jr.)	15 - 22 - 37
Seniors (4)	23 - 15 - 38	Ryan Kirwan (Sr.)	25 - 13 - 38
Graduates (6)	41 - 100 - 141	Lukas Sillinger (Gr.)	8 - 30 - 38

RECORD VS. NCHC

TEAM	2024-25	OVERALL	LAST MEETING
COLORADO COLLEGE	1-3-0	7-5-2	L, 4-5 - Jan. 25, 2025
DENVER	3-1-0	5-10-1	W, 6-5 (OT) - Feb. 8, 2025
MIAMI	2-0-0	2-1-1	W, 4-1 - Feb. 1, 2025
MINNESOTA DULUTH	4-1-1	4-3-1	W, 6-5 (OT) - March 15, 2025
OMAHA	2-2-0	6-7-1	L, 2-4 (EN) - March 1, 2025
NORTH DAKOTA	1-1-0	2-1-0	L, 4-3 (OT) - Jan. 11, 2024
ST. CLOUD STATE	2-0-0	2-3-0	W, 5-3 - Jan. 18, 2025
WESTERN MICHIGAN	1-1-0	1-2-1	L, 3-4 (OT) - Feb. 22, 2025

NCHC CONFERENCE STANDINGS

TEAM	PTS	CONF. GP	CONF. W-L-T	OW-OL	SW	CONF. GF-GA	GP	OVERALL W-L-T	WIN%	GF-GA
Western Michigan	57	24	19-4-1	4-3	0	98-51	34	26-7-1	.824	134-71
Arizona State	47	24	14-9-1	2-5	1	91-69	34	19-13-2	.662	124-91
Denver	45	24	15-8-1	2-1	0	89-59	36	26-9-1	.750	141-75
Omaha	44	24	14-9-1	1-1	1	82-69	34	18-15-1	.559	101-93
North Dakota	42	24	14-9-1	3-1	1	81-73	35	19-14-2	.586	112-103
Colorado College	32	24	11-12-1	4-1	1	68-72	34	17-16-1	.529	98-97
Minnesota Duluth	30	24	9-13-2	2-2	1	63-77	34	13-18-3	.456	91-107
St. Cloud State	23	24	7-16-1	2-3	0	53-79	34	14-19-1	.471	75-98
Miami	4	24	0-23-1	0-3	0	38-114	34	3-28-3	.176	63-143

SUN DEVIL NOTES

ASU NOTABLES

-- Before Saturday's overtime win over UMD to secure the series sweep and advance to the Frozen Faceoff, the last overtime win for the Sun Devils was against then-No. 6 Denver, 6-5, at Mullett Arena on Feb. 8, 2025

-- The DU OT win was also the last time that ASU scored six goals in a game before the victory over UMD last weekend. Before the NCHC Quarterfinals, the last time the Sun Devils had a home sweep was versus the Minnesota Duluth Bulldogs in December. ASU went on to sweep UMD in two-straight games in the best-of-3 NCHC Quarterfinals series

-- ASU's 23 shots on goal on Friday night is the fewest SOG in a game for the Sun Devils this season

-- **EARLY OFFENSE:** In 12 of the past 13 games, ASU notched at least a goal in the first period. In that span, the only game in which they did not light the lamp in the opening frame was versus No. 7-seed UMD in game two of the NCHC quarterfinals in which the Bulldogs led 3-0 at the end of the first. ASU came back to score three goals in the second period and ultimately win, 6-5, in overtime.

PLAYER NOTABLES

-- Artem Shlaine tallied a multigoal game on Saturday night -- notching the team's first and fourth goals. Before the NCHC quarterfinals, he last tallied a multigoal game, also versus Minnesota Duluth just one month earlier in Duluth. His teams are 5-1-1 this season when he tallied at least two goals in a game.

-- Ty Jackson boasts 97 career points (33G, 64A). He tallied his fourth multipoint game on Saturday -- in his career, his teams are 21-1-0 when he collects a multipoint game (4-0-0 in 2024-25)

-- Sillinger reached 160 career points -- 28G, 79A at ASU; 51G, 109A total. Tied for the team lead in points, Sillinger has only one three-point game this season -- and 12 two-point games. Through 34 games played, he has only 10 games in which he did not tally a point. Since the last time that ASU played Denver on Feb. 7-8, Sillinger has tallied 13 points in 10 games, scoring at least a point in all but one of those games.

-- Dylan Jackson's goal on Saturday night vs. the Bulldogs was his first since missing six games due to injury. His last goal scored was 14 games prior vs. then-No. 19 Colorado College

-- Anthony Dowd opened conference play with a goal vs. Omaha in ASU's NCHC home opener in November. The sophomore defenseman went 25 games without scoring a goal -- until he tallied Friday's game-winning goal vs. Minnesota Duluth to give ASU the 1-0 edge in the best-of-three series

LAST TIME VS. DENVER

Friday, Feb. 7 and Saturday, Feb. 8 at Mullett Arena

Friday recap - L, 4-5 (OT): The Sun Devils were down 3-1 halfway through the game before an offensive push with goals by Ty Jackson and Lukas Sillinger that brought November's rematch within one score. Early in the third period, DU retook the lead, 4-3, before Bennett Schimek tallied the game-tying goal with only 48 seconds remaining in regulation. Despite the Sun Devils relentless chase of the Pioneers, ASU ultimately fell, 5-4, in the final moments of the five-minute 3-on-3 overtime in front of a sold out crowd. Luke Pavichich made his 16th start of the season and tallied 29 saves, the most he's had to make in the past four

appearances. His record moved to 10-6-0 and it's his first loss since the second game against North Dakota on Jan. 11, 2025.

Saturday recap - W, 6-5 (OT): In the same gritty fashion that's catapulted the Sun Devils into showstopping victories all season, the No. 12 Arizona State ice hockey muscled a 6-5 overtime win over No. 6 Denver on Saturday night. The win gave ASU the edge in the four-game home-and-home series with DU after the Sun Devils already secured the road sweep of the Pioneers at Magness Arena in November. Hobey Baker nominee Bennett Schimek netted the game-winning goal in overtime to complete the win. Schimek continued his hot streak this weekend, tallying two goals on Saturday night to reach seven points in the past four games.

HISTORY VS. THE PIONEERS (5-10-1)

L, 1-5 - Jan. 6, 2017 - Magness Arena

L, 1-6 - Jan. 7, 2017 - Magness Arena

W, 4-1 - Dec. 6, 2019 - Oceanside Ice Arena

T, 2-2 - Dec. 7, 2019 - Gila River Arena (Coyotes Arena)

L, 3-8 - Oct. 8, 2021 - Magness Arena

L, 3-4 - Oct. 9, 2021 - Magness Arena

L, 2-6 - Dec. 3, 2021 - Oceanside Ice Arena

L, 1-7 - Dec. 4, 2021 - Oceanside Ice Arena

L, 2-3 - Dec. 2, 2022 - Magness Arena

L, 2-5 - Dec. 3, 2022 - Magness Arena

W, 6-5 (OT) - Nov. 10, 2023 - Mullett Arena

L, 4-8 (EN) - Nov. 11, 2023 - Mullett Arena

W, 3-2 - Nov. 22, 2024 - Magness Arena

W, 5-2 - Nov. 23, 2024 - Magness Arena

L, 4-5 (OT) - Feb. 7, 2025 - Mullett Arena

W, 6-5 (OT) - Feb. 8, 2025 - Mullett Arena

ROAD WARRIORS

ASU won seven of the last 10 games on the road, including a program best six consecutive away victories from Nov. 22-Feb. 1. The streak started at then-No. 1 Denver who was on a 21-game winning streak dating back to the 2024 NCAA Tournament and its national championship run. The Sun Devils collected the series sweep at Magness Arena - it was the first sweep of the Pioneers at home since pre-COVID February 2020. In the four years since then, Denver won two national championships (2022 and 2024). ASU's road dawg record continued at then-No. 15 St. Cloud State on Jan. 17-18 with 11 goals over the weekend pushing the Sun Devils to 6-3 and 5-3 victories. The streak lasted through ASU's dominant weekend at Miami which included 7-1 and 4-1 wins over the RedHawks.

DEVILS GOT DEPTH

Down the second half stretch, the Sun Devils have put their full roster depth on display with goals scored by skaters up and down the lineup. In the last 10 games since the Sun Devils last competed against the Pioneers, ASU's goals have been scored by skaters from three different lines, totaling 39 goals in that span. In the same span of the past 10 games, ASU tallied six goals against No. 6 Denver from five different skaters. Bennett Schimek was the only skater in that game to tally two goals. The Sun Devils accomplished the same feat - six goals from five different skaters - in the 6-5 overtime victory over No. 7-seed Minnesota Duluth last weekend to advance to the Frozen Faceoff.

ARIZONA STATE QUICK FACTS

Location.....	Tempe, Ariz.
Enrollment.....	103,000
Nickname.....	Sun Devils
Colors.....	Maroon & Gold
Conference.....	NCHC (Big-12 in other sports)
President.....	Dr. Michael Crow
Athletics Director.....	Graham Rossini
Arena.....	Mullett Arena
Head Coach.....	Greg Powers (17th season)
Associate Coach.....	Alex Hicks (11th season)
Assistant Coach.....	Dana Borges (2nd season)
Assistant Coach.....	Mike Corbett(1st season)
Director of Operations.....	Andrew Matheson (6th season)
Strength & Conditioning Coach.....	Liane Blyn (7th season)
Equipment Manager.....	Corby Antropik (3rd season)
Athletic Trainer.....	Amanda Doyle (1st season)
Powers' Career Record.....	315-191-38
Powers' NCAA Record.....	148-162-25

HEAD COACH GREG POWERS

Coach Powers enters his tenth season as the head coach of the Division I program in 2024-25, and his 17th overall at the helm at ASU. He was a finalist for the 2019 and 2020 Spencer Penrose Award, which is awarded to the Division I Coach of the Year. Coach Powers was also named the 2018-19 Frank Kush Sun Devil Coach of the Year, as voted on by the 26 head coaches at Arizona State. On July 7, 2022, Arizona State University and Greg Powers agreed to a five-year contract extension through the 2026-27 season. In 2023-24, Powers led the Sun Devils to a program record 24 wins on the season. Matthew Kopperud finished as an NCAA statistical leader with 17 power play goals. A true Sun Devil coached by Powers all four years of his NCAA career, Kopperud completed his time at ASU as the fourth-best career power play scorer in NCAA history with 41 through his four years in college. Lukas Sillinger also topped the charts in 2023-24 as he set the ASU program record in single season points (48). In the final year of Oceanside Arena, Powers coached ASU to five-straight wins versus USCHO.com Top-20 opponents for the first time in program history (the previous record for consecutive wins against ranked opponents was three-straight games). In 2021-22, the team boasted three of the top-10 scorers in the nation in Colin Theisen, Matthew Kopperud and Josh Doan. ASU scored 116 goals in 35 games for a 3.31 goals per game average, ranked No. 10 in the country. Under Powers, ASU became the fastest start-up collegiate hockey program to qualify for the postseason in 2018-19. At 21-13-1 and No. 10 in the Pairwise rankings, the Sun Devils made the largest jump in all of NCAA Division I year-to-year up from No. 53 at the end of 2017-18. During the 2013-14 season, Coach Powers helped guide the Sun Devils to their first-ever ACHA Division I National Championship. Himself a Sun Devil, Powers graduated from the Walter Cronkite School of Journalism in 1999 and was inducted into the ASU Hockey Player Hall of Fame in 2009. Collegiately, Greg was a three-time ACHA Division I All-American Goaltender while playing for the Sun Devils under the tutelage of Hall of Fame Head Coach Gene Hammett. The Sun Devils qualified for three national championships during Powers' four-season collegiate career, and he was named Team MVP for the 1996-1997 and 1997-1998 seasons.

SUN DEVIL NOTES CONTINUED

In Saturday's game, Shattuck-St. Mary's own Artem Shlaine was the sole player of the game to tally two goals.

SNEAKY SILLINGER

Graduate winger and alternate captain Lukas Sillinger has gone on a heater in conference play, stealing the lead for assists (22) and assists per game (1.00) in the NCHC's regular season. He's in the top-five for overall season assists (30), assists per game (.88), points (38) and points per game (1.32). Sillinger went on a nine-game point scoring streak which included 15 points. The streak ties the longest consecutive scoring streak set by Josh Doan during the 2022-23 season at nine games with 16 points. In January, he set a new program record for career assists with 69. The fifth-year forward's career includes two seasons at Bemidji State and three at ASU. His combined career stats spanning 170 NCAA games includes 51 goals and 109 assists. Seventy-nine of his career assists occurred at ASU. In the series at Minnesota Duluth in February 2025, Sillinger reached 150 career points combined in five years between Bemidji State and Arizona State. His 107 points at ASU is tied second in the program's all-time career points with Brinson Pasichnuk. The record is set at 123 career points by Johnny Walker (2017-22). Most impressively, both Walker and Pasichnuk accumulated their career points in four years solely at ASU. Sillinger has racked up 107 career points at ASU in only three seasons (2022-25) after transferring from Bemidji State.

Artem Shlaine is finalist for three NCHC individual awards: Player of the Year, Forward of the Year, and Three Stars Award. Through his 24 games played in the conference regular season this year, Shlaine is a top performer. The graduate center boasts 31 points and 14 goals (in regular season conference play) - both marks are in the top-five. His 14 goals is only one shy of the lead set by Alex Bump (WMU). His 31 points ranked second, only one shy of the lead set by Jack Devine (DU). He ranks in the top-10 of goals, goals per game, assists, assists per game, points, points per game, shot percentage, faceoff wins, faceoff percentage, and shorthanded goals in conference play. With the most time on ice out of ASU's forward, Shlaine's kept a clean penalty sheet with only 14 penalty minutes through 28 games played (10 of those minutes were assessed at the end of the game at Omaha).

Shlaine led the NCHC in points through the month of January with 18. His season total rests at 34 at the end of the regular season. His career season high for points is 32 which he recorded in his first season at Northern Michigan (2022-23).

With four points on Friday night at Miami, Shlaine extended a point scoring streak to seven games, which tied for the second-longest point scoring streak in program history. The streak was only disrupted because Shlaine was injured and stretchered off the ice within the first three minutes of Saturday's game at Miami. He boasted 16 points during the streak which is the most points in seven consecutive games by a Sun Devil in program

history:

- Artem Shlaine: 16 points - Jan. 10 - 31, 2025
- Robert Mastro Simone: 13 points - Feb. 17 - March 11, 2023
- James Sanchez: 12 points - Oct. 18 - Nov. 29, 2019
- Tim Lovell: 8 points - Jan. 13 - Feb. 10, 2024
The point streak record is held by Josh Doan with nine goals and 16 points from Feb. 4-March 11, 2023. This record is now tied by Lukas Sillinger who has the opportunity to extend the active streak going into the series at Omaha.

Shlaine continued his special teams success in January with one power play goal and two shorthanded. He scored his second shorthanded goal of the year at Miami to close out the month of January. Both of his lamplighters on Saturday vs. North Dakota were scored on special teams - one on the power play and one shorthanded. There are only four skaters in ASU history who have tallied a shorthanded goal and a power play goal in the same game (two occurred in 2024-25):

--- Artem Shlaine, vs. No. 14 North Dakota on Jan. 11, 2025 (L, 4-3 OT)
--- Bennett Schimek, vs. Air Force on Oct. 4, 2024 (W, 8-3)
--- Robert Mastro Simone, vs. Michigan Tech on Jan. 6, 2023 (L, 4-2)
--- Josh Maniscalco, vs. Alaska Fairbanks on Nov. 9, 2019 (W, 4-0)

Shlaine recorded his fifth multi-goal game of the season and seventh of his career in Saturday's game vs. Minnesota Duluth in the NCHC Quarterfinals. He set a single game career high on Saturday night at St. Cloud State with four points from one goal and three assists. Three games later, he reached the feat again with a four-point night at Miami (1G, 3A). Shlaine leads the Sun Devils in shot percentage with 20.8 percent. In 30 games played and 37 points this season, Shlaine is over a point per game skater at 1.23 points per game which ranks 14th in the NCAA.

At the dot, Shlaine is one of the top faceoff specialists in the NCHC. He is second in the NCHC in faceoff wins during conference play and sixth overall with 344 through 30 games played. He has the most wins in the fewest games among all NCHC skaters. His 54.7 percent success rate ranks 12th in the NCHC overall.

NATIONAL PLAYER OF THE MONTH

Kirwan was dominant in January, tying for the NCAA lead with 11 goals during the month. He tallied 17 points in nine games to start 2025, ranking second in the NCHC and third in the NCAA in January scoring. Kirwan recorded at least a point in eight of his nine January games, with five multi-point games, including a trio of three-point games. The Penn State transfer also scored a goal in six of his nine games, including four multi-goal games. He averaged 1.89 points per game in January, which was third in the NCHC, while his four power play goals led the league last month.

Kirwan opened January by being named MVP of the Desert Hockey Classic after leading ASU to the title

with a four-goal, five-point weekend. That included a hat trick against Robert Morris on Jan. 3, which helped him earn the first of two NCHC Forward of the Week nods during the month. Kirwan helped the Sun Devils to a sweep at St. Cloud State on Jan. 17-18 with a three-goal, four-point weekend, including three points in the series opener and the game-winning goal in the finale. The Hobey Baker Award nominee picked up his second Forward of the Week award after five points against Colorado College, including a career-high-tying four points on Jan. 25 in a 5-4 loss. Kirwan stretched his point streak to five games with two power play goals on Jan. 31 in a win at Miami to close out the month.

Kirwan finished the month with a +9 plus/minus, which tied for third in the NCHC, and fired 35 shots on goal, which was second in the conference in January. His 31.4 shooting percentage was also second in the NCHC. Kirwan now leads the NCHC with 18 goals this season, while his 28 points tie for fourth in the conference.

KIRWAN DOWN THE STRETCH

Since ASU last played Denver, Kirwan tallied nine points in eight games. He is currently on a four-game point scoring streak - and a four-game goal-scoring streak - which includes seven points (5G, 2A). In that same span he boasts two game-winning goals (at Omaha on Feb. 28 and vs. UMD on March 15) and two power play goals. Both of his game-winning goals were tallied on even strength.

PUT THE SPECIAL IN SPECIAL TEAMS

ASU has tallied a power play goal in 16 of the 20 games since the start of the New Year. The 20 games include a total of 22 power play goals with a single game high of four PPG at then-No. 15 St. Cloud State on Jan. 18. The goals were tallied by Lukas Sillinger, Noah Beck, Ty Jackson, and Ryan Kirwan. ASU's power play ranks third in the NCAA with a 29.2 percent success rate, behind only Denver (29.5) and Quinnipiac (30.3). On the penalty kill, ASU boasted six-straight games and 19 opponent power play opportunities without allowing the opponent to score a power play goal (Jan. 18-Feb. 7, 2025). The PK units rank 11th in the NCAA with a 84.1 percent success rate.

TWO HEADED MONSTER

Gibson Homer and Luke Pavicich have created the two-headed monster ideal for the grueling schedule in the best conference in college hockey. Pavicich got the nod in both two starts in the last home series at Mullett Arena against then-No. 3 Western Michigan, saving a combined 76 saves throughout the series. Homer started in both away games at Omaha to round out the regular season, making 61 saves through the series split. In the NCHC quarterfinals vs. Minnesota Duluth, Pavicich started both games and after winning on Friday night, he gave up three goals in the first period of Saturday's tilt. Powers made the call to put Homer in as relief at the start of the second period. The junior netminder made 34 saves through two regulation periods and overtime on the way to his eighth win of the season that also advanced the Sun Devils to the Frozen Faceoff.

GLOVES ARE OFF

#1 Luke Pavichich (Sr., G)

- Appeared in 22 games this season. Had a season-high in saves with 39 saves in game one vs. #3 Western Michigan
- His 76-save weekend vs. #3 Western Michigan is the most combined saves in a series this year for Pavichich
- Played in both games at #1 DU and ASU's sweep of the Pioneers in November. Made 56 saves over the weekend. Saved nearly two goals above average over the expected.
- Won NCHC Goaltender of the Week after performance vs. UMD in December. Made 68 saves in the series

#2 Noah Beck (Gr., D)

- Nominated for the Hobey Baker Award
- Earned Second-Team All-NCHC
- His 27 assists is fifth in the NCHC
- On a four-game point scoring streak that includes 6 points
- Third-most PPG on team with 4
- His +13 plus/minus is tied for first on the ASU team
- His 32 points this season is third all-time in ASU single season history for points by a defenseman. Record is set at 37 (Lovell & B. Pasichnuk)
- His 27 assists ranks second in ASU's all-time single season records for assists by a defenseman
- Had 9th multipoint game on Saturday vs. UMD (1G, 1A)

#5 Ty Murchison (Sr., D)

- Finalist for the NCHC's Defensive Defenseman of the Year
- Named to the NCHC's Academic All-Conference Team
- Leads the team in blocks with 91 this season. The mark leads all NCHC skaters and set a new program record for blocks in a single season (beating Brinson Pasichnuk's 74)
- Set a new single game high for blocks this season with 8 vs. UMD on Friday's quarterfinal game
- Career single game high for blocks is 9 vs. Boston College on Dec. 31, 2022
- Was the first California native to commit to Sun Devil Hockey in the NCAA DI era
- Named alternate captain for the 2024-25 season

#7 Joel Kjellberg (Fr., D)

- Tallied his first career assist at Air Force in his debut game, Oct. 4.
- Tied third-best plus/minus out of ASU defensemen (+7)
- Tallied single game high of 2 points at Miami (2A)
- Notched third career assist vs. RMU. Finished as a +3 (career high) in ASU's 7-3 win over the Colonials
- Tied his career high plus/minus in Friday night's game at SCSU (+3)
- Tallied an assist in each game vs. #6 DU (Feb. 7-8)

#8 Artem Shlaine (Gr., C)

- Named to the First-Team All-NCHC
- Finalist for three individual NCHC Awards: Player of the Year, Forward of the Year, and Three Stars Award
- Competed in his 150th NCAA game on Saturday vs. #3 Western Michigan
- On a 4-game point scoring streak, includes 6 pts (3G, 3A)
- Tallied his 5th multi-goal game of the year on Sat. vs. UMD
- His 16G is 2nd and his 37 PTS is tied at 2nd on ASU
- Tied for third-highest plus/minus on team with +11
- Second-most in goals and points scored in conference play (14G, 31PTS)
- He is a 1.23 point per game player which is 14th in the NCAA and third in the NCHC
- Set a new career single game high for points on Saturday night at SCSU with four (1G, 3A). He then tied this mark at Miami on Friday night (1G, 3A)
- His shot percentage (.21) is tied third in NCHC in overall season (among skaters with 10 or more games played)
- Put up a four-goal weekend at then-No. 1 DU, tallying both game-winning goals on each night. Scored Friday at DU opening goal just 35 seconds into play. Notched the GWG with only 45 seconds left in regulation. Won Forward of the Week after DU series
- 6th in the NCHC in faceoff wins with 344 to 285 losses for a .547 win percentage

#9 Anthony Dowd (So., D)

- Scored the GWG on Friday vs. UMD in NCHC quarterfinals
- Tied for team lead in plus/minus on team at +13. He had a massive +5 game on Saturday vs. #6 DU (single game high)
- Second-highest point scorer in sophomore class
- Only finished as a minus six times this season after competing in all possible 34 games for ASU

#10 Tucker Ness (Jr., D)

- Tallied first assist of the season at #1 DU and second assist of year vs. Robert Morris
- Competed in the series vs. #3 WMU and the NCHC quarterfinals as a winger on the fourth line

#11 Benji Eckerle (Gr., F)

- Took the LSAT this summer and is currently applying to law school. Only hockey player enrolled in Barrett, The Honors College at ASU
- One of only four skaters to play all five years of college hockey at ASU (w/Johnny Walker, Jacob Wilson, and Demetrios Koumontzis)
- Out for the season with a ruptured achilles

#12 Cullen Potter (Fr., F)

- Named to the NCHC's All-Rookie Team
- Enjoyed two 2-goal nights vs. WMU and at Omaha
- Notched first 2-assist night of NCAA career vs. then-#6 DU
- Enjoyed a two-point weekend at SCSU (1G, 1A)
- Tallied first career 2-goal night vs. RMU
- Put up a new single-game high 10 shots vs. #3 WMU

#14 Ty Jackson (Gr., C)

- Notched a 3-point weekend in the NCHC quarterfinals (3A)
- Put up a 3-point weekend vs. #3 WMU (2G, 1A)
- Named alternate captain for 24-25. The first time he has worn a letter in his college hockey career

#15 Dylan Jackson (Gr., F)

- Scored his first goal since returning from injury (missed 27 days) in NCHC quarterfinals on Saturday night
- Reached his 100th NCAA game on Friday at Miami

#16 Ethan Szmagaj (Sr., D)

- Named 13th captain in Sun Devil Hockey history
- Scored his first career SHG vs. CC on Friday night

#18 David Hymovitch (So., F)

- Scored the game-winning goal vs. Omaha on Saturday night, his first goal in his home state
- Scored two goals in the three games (Nov. 9-16)
- The only ASU skater from the state of Arizona

#23 Bennett Schimek (Jr., F)

- Nominated for the Hobey Baker Award
- Tied for second-most points on team (37)
- Tallied 15 points (7G, 8A) in the last 12 games played
- Notched goals in back-to-back games of the NCHC quarterfinals
- Ranked top-10 in NCHC in goals, goals per game, points, points per game, hat tricks, short-handed goals
- Scored the game-tying and game-winning goal in 6-5 victory over #6 Denver on Saturday, Feb. 8
- On Friday night vs. #6 DU, he also scored the game-tying goal late in the third period
- Had a 4-point weekend at Miami (1G, 3A)
- Scored his 3rd SHG of the season at Miami
- Tallied three-point game vs. RMU (3A). A single game high for assists
- Tallied first career hat trick at Air Force (game 1)
- Scored two SHG and one PPG in Friday night's win at Air Force

#25 Kyle Smolen (So., F)

- Second-most PPG on team with 5
- Leads the ASU sophomore class in points, boasts fifth-most points on the team (30 - 12G, 18A)
- Went on a five-game point scoring streak (4G, 2A) from Feb. 8-22. He tallied a goal in three consecutive games
- His 12 goals is fifth-most on the ASU team
- Went on a six-game point scoring streak (1G, 7A) from Nov. 16-Jan. 3
- Scored first career shorthanded goal at AF (gm. 1)

#29 Cole Gordon (So., F)

- Came into game with 60 mins warning on Friday night at Miami after pregame injury to Eckerle. Gordon then scored the first goal of the game
- Tallied his first career assist on Friday night at SCSU. Gordon scored four goals before every tallying an apple in NCAA play. That night he finished with two assists.

#31 Gibson Homer (R-Jr., G)

- Came in relief on Saturday's NCHC quarterfinal, made 34 saves through 46 minutes of play (2nd, 3rd periods, OT).

Earned the overtime victory

- On the Mike Richter Award Watch List
- Handed then-#14 UND its first road loss in NCHC play on Jan. 10 with 27 saves and only 1 goal against
- Made season-high 36 saves in 5-4 loss to CC
- Made 16 appearances this season. Record of 8-5-2

#37 Sam Court (Fr., D)

- Tallied 2nd career multipoint game (1G, 1A) vs. Cornell on Jan. 4, 2025
- Tallied first career two-point night vs. UMD (1G, 1A)
- Skated in all but one game so far this season

#51 Cruz Lucius (Jr., F)

- Collected two assists in win at Omaha to secure ASU's second-seed playoff position
- Went on a four-game point scoring streak with 5 points (2G, 3A) from Jan. 31-Feb. 8
- Tallied his first goal at Mullett Arena vs. #6 Denver on Feb. 7
- Scored first goal as a Sun Devil on Sat. at Miami
- Tallied an assist in each game of the UND series
- Debuted in the maroon and gold on Jan. 10
- Lucius' teams are all 19-0-0 when he tallies a multipoint game

#53 Ryan Alexander (Jr., F)

- Tied fourth-highest plus/minus (+11) on team
- Has finished even or positive on plus/minus in 26 out of 30 games

#61 Lukas Sillinger (Gr., F)

- Second-Team All-NCHC member
- Tied for team lead in points with 38 (8G, 30A)
- Fourth in assists (30) and tied fifth in points (38) in the NCHC
- Went on a 9-game point scoring streak (15pts) dating back to Feb. 25. The mark ties the program record set by Josh Doan (2022-23) for most consecutive games with a point.
- Put up a three-goal weekend vs. #6 Denver (Feb. 7-8)
- Broke the program record for career ASU assists. Sillinger notched his 69th assist at Miami on Friday night to become the new record holder. Heading into the Frozen Faceoff, he has 79 career assist at ASU (109 in his entire NCAA career)
- His 107 career pts at ASU makes him the fourth-highest scorer in program history
- In-conference play, he led the NCHC in assists and assists per game.

#74 Brasen Boser (Fr., D)

- Boasts fifth-most blocks in the NCHC (60)
- Set new single game high with 7 blocks vs. #3 WMU on Friday. Boser blocked more shots in that game than the entire WMU team (who only had five)
- Scored first collegiate goal on Friday vs. UND
- Notched first career point in Friday vs. Omaha
- Single game high of +3 on Saturday vs. Omaha

#82 Charlie Schoen (So., F)

- Put up a 3-point weekend in the NCHC quarterfinals (1G, 2A)
- Tallied second career three-point night on Saturday vs. CC from two goals and one assist
- He finished Saturday vs. CC as a +3 which also tied a career single game high set at RMU on Dec. 17, 23

#89 Tony Achille (So., F)

- Competed in 15 games this season
- Tony is a childhood cancer survivor (Hotchkin's Lymphoma).

#92 Ryan Kirwan (Sr., F)

- Third-Team All-NCHC member. Named a Hobey Baker nominee
- NCHC Player of the Month (January) and HCA Co-Player of the Month (January)
- His 25 goals overall leads the NCHC and set a new single season program record. The mark is second in the NCAA
- His 38 PTS leads the team and ties fifth in NCHC
- 1 of 4 ASU players since 2021 to tally 2PPG in game - he's done this twice this season (at Miami and at Omaha)
- Tallied hat trick vs. RMU (second career NCAA)
- 3 of his 4 goals in Desert Hockey Classic were scored within the first or final minute of a period
- Won Desert Hockey Classic MVP (5pts, 4G, +4)
- His five GWG is tied third in the NCHC
- His 175 shots and 4.86 shots per game are both second in the NCHC.
- His 13 goals in conference play is third in the NCHC

STORY SNIPETS

BEST FRIENDS REUNITED

Growing up in Minnesota, Bennett Schimek and Cruz Lucius played hockey together as children and continued to be on the same team through the 2019-20 season. In 2020-21, Schimek went to the USHL's Sioux City Musketeers and Lucius moved onto the USNTDP Juniors. In 2022-23, they both started their collegiate careers - Schimek with Providence and Lucius with Wisconsin. Each did two years with their programs before entering the transfer portal. When the opportunity arose for the duo to reconnect in this next phase of their NCAA careers, they jumped at it.

Lucius was injured to start the 2024-25 season and the pair finally played their first game together on Jan. 10, 2025 in Lucius' debut in maroon and gold vs. North Dakota. The wingers were paired with rookie center Cullen Potter.

"It was special. It was something that we've dreamed about since we were little so it's cool to finally see it happen and get the chance to play with him," said Schimek.

CANCER SURVIVOR

At age 15, Tony was diagnosed with Hodgkin's Lymphoma, a type of cancer that affects the lymphatic system.

When Achille was diagnosed, his life turned upside down. His daily routine was interrupted, and he had to step away, competitively, from the sport he loved the most.

"I had a big lump on the side of my neck," Achille said. "My family and I went to a bunch of doctors, and they all thought it was a swollen lymph node. But the lump stayed on my neck. I went into surgery, and I got the lump removed. About two or three days later, my parents got a phone call."

"[It's] not the phone call that anyone wants to receive. Doctors told them that I had Hodgkin's Lymphoma."

Achille, following his diagnosis, underwent chemotherapy for several months. Keeping busy is what kept Achille sane. His love for hockey persisted throughout his entire journey with the disease. Even though he didn't skate competitively for two years, he skated sparingly on an ice rink near his house. This ice rink was owned by the father of his best friend, Tim Lovell.

Having a strong support system has been a primary motivator for Achille to give back. During quarantine, he and his family found-

ed Mission 16, a website designed to sell merchandise. This merchandise consisted of sweatshirts, t-shirts, and other apparel with the number 16, which is the number Achille used to wear in competition. His family raised over two thousand dollars, and all profits were donated to the Dana-Farber Cancer Institute in Boston, Massachusetts, where Achille underwent his treatment.

"There's always someone in a worse position than you," Achille said. "Going into the hospital every week made me realize that, especially seeing the young kids that were going through the same thing. They were honestly the happiest kids I've ever seen... You couldn't break their spirit."

FROM RUSSIA, WITH LOVE

At 14 years old, Artem Shlaine knew he wanted to pursue a hockey career but opportunities to combine education and hockey didn't exist in his home country of Russia. Determined to take the next step towards his dream, his parents helped him move to Florida alone to play for the South Florida Hockey Academy while the family continued to live in Russia. Almost a year after Shlaine moved to the U.S., his mom and little brother moved to the Minnesota, just in time for Shlaine to also start attending Shattuck St. Mary's. Shlaine began his collegiate career at UConn (2020-22) before transferring to Northern Michigan (2022-24). After a season-ending injury during his senior season, Shlaine entered the portal and landed at ASU who would begin its first season in the NCHC that Fall. After being separated from his parents to pursue his dreams, Shlaine is well aware of the sacrifices his parents made for him and the importance of family:

"(My hockey career) It's been a journey. I never thought when I was growing up in Russia that I was going to play in the U.S., go to college, get a scholarship, all that stuff. At the end of the day, you're thankful to your parents that they sacrificed their own stuff for the well-being of their kids... It's been really tough for my parents, they travel a lot to watch us play and every time they come to a game it's a special moment. I think some kids take it for granted who have always been with their parents," said Shlaine.

FOLLOWING MOM'S FOOTSTEPS

The story is tried and true in hockey - a player grew up watching his dad play hockey and wanted to follow in his footsteps. ASU freshman center Cullen Potter puts a refreshing spin on the hockey legacy story. His mom, Jenny Potter, is a 14-time medalist on the international hockey stage whose U.S. Women's National Team career spanned 15 seasons.

She is one of the most decorated players in the history of women's ice hockey in the United States. Highlighting her career were four appearances in the Olympic Winter Games, including helping Team USA to a gold medal at the 1998 Games in Nagano, Japan. She is one of only three U.S. women's players to compete in four Olympics. Further, her 32 career points (11G, 21A) in Olympic competition are tops in U.S. history and second in the overall Olympic record books. Potter, who also participated in 10 Three/Four Nations Cups during her time with the U.S. Women's National Team, finished her career with 237 points (101G, 136A) in 204 games played. The mastery she displayed on the international stage transitioned with ease from her prolific collegiate career, which included recognition as an All-American in each of her four campaigns. Potter played one season with the University of Minnesota (1998-99) before finishing her final three years with the University of Minnesota Duluth (1999-00/2002-04).

In the NHL Central Scouting Mid-Season report released on Jan. 14, 2025, Potter was ranked 22nd among North American skaters in anticipation of the 2025 NHL Entry Draft.

PROGRAM RECORD - 8 STRAIGHT WINS

After defeating Omaha, 3-2, at home to secure a series split with the Mavericks, ASU turned up the heat on its opponents. ASU traveled to then-No. 1 Denver and secured a series sweep of the Pioneers at Magness Arena. The wins ended DU's 21-game winning streak that dated back to March 2024 and included the Pioneers NCAA championship berth. The Sun Devils handed the Pioneers their first sweep at home since pre-COVID February 2020 after they fell in a series to Minnesota Duluth. In the four years since then, Denver has won two national championships (2022 and 2024). ASU enjoyed an off-weekend after the huge wins in the Mile High City before hosting UMD in the final series before the holiday break. After winning 5-3 on Friday, the Bulldogs pushed Saturday to overtime but the Sun Devils ultimately came out on top, 3-2. Following the holiday break, ASU hosted its sixth annual Desert Hockey Classic, defeating Robert Morris, 7-3, en route to the championship game against then-No. 16 Cornell. The Sun Devils secured back-to-back titles as champions of the classic after shutting down the Big Red with a 4-0 victory and 34-save shutout for Gibson Homer. The Sun Devils reached a new program record at eight consecutive wins with the 4-1 victory over then-No. 15 North Dakota on Friday, Jan. 10. The streak ran from Nov. 16, 2024 through Jan. 10, 2025.

ARIZONA STATE SINGLE-GAME CAREER HIGHS

#1 Luke Pavich

Saves: 47 (at Providence, 01/27/24)

#2 Noah Beck

Goals: 2 (2 times, last vs. New Hampshire, 10/07/22)

Assists: 3 (2 times, last at Air Force, 10/04/24)

Points: 3 (4 times, last at Air Force, 10/04/24)

Plus/Minus: +3 (3 times, last vs. Robert Morris, 01/03/25)

#5 Ty Murchison

Goals: 2 (at Colorado College, 12/17/21)

Assists: 1 (14 times, last vs. #3 Western Michigan, 01/21/25)

Points: 2 (at Colorado College, 12/17/21)

Blocks: 9 (vs. Boston College, 12/31/22)

#7 Joel Kjellberg

Assists: 2 (at Miami, 01/31/25)

Points: 2 (at Miami, 01/31/25)

Plus/Minus: 3 (2 times, last at St. Cloud State, 01/17/25)

Blocks: 4 (at #15 St. Cloud State, 01/17/2025)

#8 Artem Shlaine

Goals: 3 (vs. Lake Superior State, 11/10/23)

Assists: 3 (4 times, last at Miami, 01/31/25)

Points: 4 (at St. Cloud State, 01/18/25 & at Miami, 01/31/25)

Plus/Minus: +4 (vs. Ferris St., 02/17/23)

Short-Handed Goals: 1 (3x, last at Miami, 01/31/25)

#9 Anthony Dowd

Goals: 2 (at Robert Morris, 12/17/23)

Assists: 2 (vs. Stonehill, 11/03/23; vs. Northern Michigan, 10/21/23)

Points: 3 (vs. Stonehill, 11/03/23 and at Robert Morris, 12/17/23)

Plus/Minus: +5 (vs. Denver, 02/08/25)

#10 Tucker Ness

Assists: 1 (4 times, last vs. Robert Morris, 01/03/25)

Points: 1 (4 times, last vs. Robert Morris, 01/03/25)

Plus/minus: +2 (vs. Lindenwood, 02/03/24)

#11 Benji Eckerle

Goals: 1 (17 times, last at St. Cloud State, 01/17/25)

Assists: 2 (at #1 Denver, 11/23/24)

Points: 2 (4 times, last at #1 Denver, 12/23/23)

Plus/Minus: +3 (2 times, last vs. Harvard, 01/05/24)

#12 Cullen Potter

Goals: 2 (3x, last at Omaha, 02/28/25)

Assists: 2 (vs. Denver, 02/07/25)

Points: 2 (5 times, last at Omaha, 02/28/25)

Plus/Minus: +2 (3x, last vs. #3 Western Michigan, 02/21/25)

#14 Ty Jackson

Goals: 2 (vs. #3 Western Michigan, 02/21/25)

Assists: 4 (vs. Lindenwood, 02/17/23)

Points: 4 (vs. Lindenwood, 02/17/23)

Plus/Minus: 4 (at UConn, 02/26/22)

#15 Dylan Jackson

Goals: 3 (2 times, last vs. #2 Denver, 11/10/23)

Assists: 2 (5 times, last at Miami, 10/28/23)

Points: 4 (vs. Lindenwood, 02/17/23)

#16 Ethan Szmagaj

Goals: 1 (6 times, last vs. #19 Colorado College, 01/24/25)

Assists: 2 (at Bemidji State, 10/08/22)

Points: 2 (at Bemidji State, 10/08/22)

Blocks: 7 (at New Hampshire, 12/10/22)

#18 David Hymovitch

Goals: 1 (2x, last vs. Omaha, 11/16/24)

Assists: 1 (3x, last vs. Robert Morris, 01/03/25)

Points: 1 (5x, last vs. Robert Morris, 01/03/25)

#23 Bennett Schimek

Goals: 3 (at Air Force, 10/04/24)

Assists: 3 (vs. Robert Morris, 01/03/25)

Points: 4 (2 times, last at Air Force, 10/04/24)

Plus/Minus: +4 (2 times, last at UMass Lowell, 01/26/24)

Shorthanded Goals: 2 (at Air Force, 10/04/24)

#25 Kyle Smolen

Goals: 2 (3x, last at Air Force, 10/04/24)

Assists: 2 (4x, last St. Cloud State, 01/18/25)

Points: 3 (vs. Harvard, 01/05/24)

Plus/Minus: +3 (vs. Robert Morris, 01/03/25)

#29 Cole Gordon

Goals: 1 (6 times, last at Miami, 01/31/25)

Assists: 2 (at #15 St. Cloud State, 01/18/25)

Points: 2 (at #15 St. Cloud State, 01/18/25)

#31 Gibson Homer

Saves: 39 (at Alaska Anchorage, 03/08/24)

#37 Sam Court

Goals: 1 (3x, last at Miami, 02/01/25)

Assists: 1 (7x, last vs. Denver, 01/07/25)

Points: 2 (2x, last vs. Cornell, 01/04/25)

Plus/Minus: +3 (vs. Cornell, 01/04/25)

Blocks: 4 (2x, last vs. #3 Western Michigan, 02/22/2025)

#43 Cole Helm

Goals: N/A

Assists: 1 (2 times, last at Air Force, 10/04/24)

Points: 1 (2 times, last at Air Force, 10/04/24)

#51 Cruz Lucius

Goals: 2 (4 times)

Assists: 4 (vs. Notre Dame, 01/07/23)

Points: 4 (2 times, last vs. Notre Dame, 01/07/23)

Plus/Minus: +3 (2 times, last at Michigan Tech, 10/20/23)

#53 Ryan Alexander

Goals: 2 (vs. Minnesota, 11/26/22)

Assists: 2 (3 times, last time at #1 Denver, 11/22/24)

Points: 2 (8 times, last time at #1 Denver, 11/22/24)

#61 Lukas Sillinger

Goals: 3 (at Alaska Anchorage, 03/09/24)

Assists: 4 (at Robert Morris, 12/17/23)

Points: 5 (at Robert Morris, 12/17/23)

Plus/Minus: +5 (at Michigan Tech, 03/12/22)

#74 Brasen Boser

Goals: 1 (2x, last at Miami, 02/01/25)

Assists: 1 (5x, last vs. Minnesota Duluth, 03/15/25)

Points: 1 (7x, last vs. Minnesota Duluth, 03/15/25)

Plus/Minus: +3 (vs. Omaha, 11/16/24)

Blocks: 7 (vs. #3 Western Michigan, 02/21/2025)

#82 Charlie Schoen

Goals: 2 (2x, last vs. #19 Colorado College, 01/25/25)

Assists: 3 (at Alaska Anchorage, 03/09/24)

Points: 3 (2x, last vs. #19 Colorado College, 01/25/25)

Plus/Minus: 3 (2x, last vs. #19 Colorado College, 01/25/25)

#89 Tony Achille

Goals: N/A

Assists: 1 (3 times, last vs. Lindenwood, 02/03/24)

Points: 1 (3 times, last vs. Lindenwood, 02/03/24)

#92 Ryan Kirwan

Goals: 3 (2x, last vs. Robert Morris, 01/03/25)

Assists: 2 (4 times, last vs. Minnesota Duluth, 03/15/25)

Points: 4 (2x, vs. Army, 01/06/24 & #19 Colorado College, 01/25/25)

Plus/Minus: +4 (vs. Minnesota, 12/02/23)

Power Play Goals: 2 (at Miami, 01/31/25 & at Omaha, 03/01/25)

ARIZONA STATE LAST TIME IT HAPPENED

Won in overtime	vs. #7-seed Minnesota Duluth (6-5)*	March 15, 2025
Lost in overtime	vs. #3 Western Michigan (3-4)	Feb. 22, 2025
Overtime tie	@ Minnesota Duluth (3-3)	Feb. 15, 2025
Scored 5 goals	@ #15 St. Cloud State	Jan. 18, 2025
Scored 6 goals	vs. #7-seed Minnesota Duluth (6-5)*	March 15, 2025
Scored 7+ goals	at Miami (7)	Jan. 31, 2025
Allowed 5+ goals	vs. #7-seed Minnesota Duluth (5)	March 15, 2025
Shutout on road	@ #4 Minnesota (0-10)	Jan. 21, 2021
Shutout at home	vs. #17 Minnesota State (0-5)	Jan. 14, 2023
Shutout at neutral site	vs. #19 Clarkson (0-3)	Dec. 28, 2018
Had a home shutout	vs. Alaska Anchorage (3-0)	Nov. 19, 2023
Had a road shutout	@ Northern Michigan (2-0)	Oct. 26, 2024
Had a neutral site shutout		
Had a home sweep	vs. #7-seed Minnesota Duluth*	March 14-15, 2024
Had a road sweep	@ Miami	Jan. 31-Feb. 1, 2025
Swept at home	vs. #18 Cornell	Feb. 24-25, 2023
Swept on the road	@ #8 Colorado College	Nov. 8-9, 2024
Scored a SHG	Artem Shlaine & Bennett Schimek at Miami	Jan. 31, 2025
Allowed a SHG	vs. #10 Michigan	Oct. 11, 2024
Scored 2 PPG's	at Omaha (Kirwan 2x)	March 1, 2025
Scored 3 PPG's	@ #15 St. Cloud State (Beck, T. Jackson, Kirwan)	Jan. 18, 2025
Player w/ 2+ PPG's	Ryan Kirwan (2) at Omaha	March 1, 2025
	Ryan Kirwan (2) at Miami	Jan. 31, 2025
	Matthew Kopperud (2) vs. Alaska Fairbanks	Feb. 10, 2024
	Tyler Gratton (2) at Robert Morris	Dec. 17, 2023
	Matthew Kopperud (2) at Robert Morris	Dec. 16, 2023
	Matthew Kopperud (2) vs. New Hampshire	Oct. 16, 2021
	Matthew Kopperud (2) vs. UMass Lowell	Oct. 2, 2021
	Matthew Kopperud (2) vs. #18 Notre Dame	Jan. 10, 2021
Player w/2 SHG	Bennett Schimek at Air Force	Oct. 4, 2024
Player w/PPG & SHG in same game	Artem Shlaine vs. #14 North Dakota (L, 4-3 OT)	Jan. 11, 2025
	Bennett Schimek @ Air Force (W, 8-3)	Oct. 4, 2024
	Robert Mastro Simone vs. Michigan Tech (L, 4-2)	Jan. 6, 2023
	Josh Maniscalco vs. Alaska Fairbanks (W, 4-0)	Nov. 9, 2019
Allowed 2 PPG's	@ Minnesota Duluth	Feb. 14, 2025
Allowed 3+ PPG's	vs. Robert Morris (3)	Jan. 3, 2025
Acquired 10+ Penalties	@ Alaska (21)	Feb. 23, 2024
Committed 0 Penalties	@ #1 Minnesota	Jan. 4, 2021
Scored a hat trick	Ryan Kirwan vs. Robert Morris	Jan. 3, 2025
Allowed a hat trick	vs. #6 Denver (2PPG, 1ES)	Feb. 8, 2025
	at #14 Providence (2G, 1EN)	Oct. 18, 2024
	vs. #10 Michigan (2G, 1EN)	Oct. 11, 2024
Player had 3 assists	Artem Shlaine (3) @ Miami	Jan. 31, 2025
	Artem Shlaine (3) @ #15 St. Cloud State	Jan. 18, 2025
	Bennett Schimek (3) vs. Robert Morris	Jan. 3, 2025
	Noah Beck (3) at Air Force	Oct. 4, 2024
	Charlie Schoen (3) @ Alaska Anchorage	March 9, 2024
	Lukas Sillinger (3) vs. Long Island	March 2, 2024
	Lukas Sillinger (3) at Alaska Fairbanks	Feb. 24, 2024
	Lukas Sillinger (3) vs. Alaska Anchorage	Nov. 17, 2023
	Robert Mastro Simone (3) at Alaska Anchorage	March 3, 2023
	Robert Mastro Simone (3) vs #2 Minnesota	Nov. 26, 2022
	Jack Becker (3) at Colorado College	Dec. 17, 2021
	Josh Doan (3) vs. UMass Lowell	Oct. 2, 2021
	Walker & O'Reilly (3) at #18 Notre Dame	Jan. 10, 2021
Player had 4 assists	Lukas Sillinger (4) at Robert Morris	Dec. 17, 2023
	Tim Lovell (4) at Robert Morris	Dec. 17, 2023
	Ty Jackson (4) vs. Lindenwood	Feb. 17, 2023
Player had 5 assists	Anthony Croston (5) vs. Brown	Dec. 30, 2016
Player had 3 points	Ryan Kirwan (1G, 2A) vs. #7-seed Minnesota Duluth*	March 15, 2025
	Lukas Sillinger (1G, 2A) @ Miami	Jan. 31, 2025
	Ryan Kirwan (2G, 1A) @ #15 St. Cloud State	Jan. 17, 2025
	Ryan Kirwan (3G) vs. Robert Morris	Jan. 3, 2025
	Noah Beck (3A) at Air Force	Oct. 4, 2024
Player had 4 points	Artem Shlaine (1G, 3A) @ Miami	Jan. 31, 2025
	Artem Shlaine (1G, 3A) @ #15 St. Cloud State	Jan. 18, 2025
	Bennett Schimek (3G, 1A) at Air Force	Oct. 4, 2024
	Lukas Sillinger (3G, 1A) @ Alaska Anchorage	March 9, 2024
	Tim Lovell (4A) at Robert Morris	Dec. 17, 2023
	Josh Doan (1G, 3A) at Alaska Anchorage	March 3, 2023
	Ty Jackson (4A), Dylan Jackson (2G, 2A)	Feb. 17, 2023
Player had 5 points	Lukas Sillinger (1G, 4A) at Robert Morris	Dec. 17, 2023
	Anthony Croston (5A) vs. Brown	Dec. 30, 2016
Registered 40+ SOG	@ Omaha (42)	March 1, 2025
Registered 50+ SOG	vs. #6 Denver (55)*	Feb. 15, 2025
Allowed 40+ SOG	vs. #7-seed Minnesota Duluth (49)*	March 15, 2025
Allowed 50+ SOG	vs. Boston College (50)	Dec. 30, 2022
Goalie had 30-39 saves	Gibson Homer (34 saves - in relief) vs. #7-seed Minnesota Duluth	March 15, 2025
Goalie had 40+ saves	TJ Semptimphelter vs. Boston College (42)	Dec. 31, 2022
Goalie had 50+ saves	TJ Semptimphelter (53) at #1 Denver	Dec. 2, 2022
Goalie assist	TJ Semptimphelter vs. Harvard	Jan. 5, 2024

*Includes Overtime

2024-25 REGULAR-SEASON HIGHS AND LOWS

Most Goals Scored in a Game	8	at Air Force	Oct. 4, 2024
Most Goals Allowed in a Game	5	vs. #19 Colorado College & #6 Denver	Jan. 25 & Feb. 8, 2025
Most Goals Scored in a Period	4	at Air Force & at #15 St. Cloud State	Oct. 4, 2024/Jan. 18, 2025
Most Goals Allowed in a Period	4	vs. #19 Colorado College	Jan. 25, 2025
Most Shots On Goal in a Game	55*	vs. #6 Denver	Feb. 8, 2025
Most Shots On Goal Allowed in a Game	49*	vs. #7-seed Minnesota Duluth	March 15, 2025
Most Shots On Goal in a Period	23	vs. #6 Denver (3rd period)	Feb. 8, 2025
Most Shots On Goal Allowed in a Period	20	vs. #3 Western Michigan (2nd period)	Feb. 21 & Feb. 22, 2025
Fewest Shots On Goal in a Game	23	vs. #7-seed Minnesota Duluth	March 14, 2025
Fewest Shots On Goal Allowed in a Game	11	at Miami	Feb. 1, 2025
Fewest Shots On Goal in a Period	4	at AF (2nd) & @ #15 SCSU (1st), #19 CC (1st)	Oct. 4, 24/Jan. 18, 25/Jan. 24, 25
Fewest Shots On Goal Allowed in a Period	3	at NMU (3rd) & @ Miami (2nd)	Oct. 26, 2024/Feb. 1, 2025
Most Saves in a Game	39	Luke Pavich vs. #3 Western Michigan	Feb. 21, 2025
Most PPG in a Game	4	at #15 St. Cloud State (Sillinger, Beck, T. Jackson, Kirwan)	Jan. 18, 2025
Most PPG Allowed in a Game	3	vs. Robert Morris	Jan. 3, 2025
Most PP Opportunities in a Game	8	at #15 St. Cloud State	Jan. 18, 2025
Most ASU Penalties in a Game	8	vs. #14 North Dakota	Jan. 11,, 2025
Most SHG in a Game	3	at Air Force (Bennett Schimek 2x, Smolen)	Oct. 4, 2024
Most SHG Allowed in a Game	2	vs. #10 Michigan	Oct. 11, 2024
Longest Undefeated Streak	8	Nov. 16, 2024-Jan. 10, 2025	
Longest Winning Streak	8	Nov. 16, 2024-Jan. 10, 2025	
Longest Home Winning Streak	6	Nov. 16, 2024 - Jan. 10, 2025	
Longest Road Winning Streak	6	Nov. 22-Feb. 1, 2025	
Longest Winless Streak	5	Oct. 5-19, 2024	
Longest Home Winless Streak	3	Oct. 11-Nov. 15, 2024	
Longest Road Winless Streak	3	Oct. 5-19, 2024	
Longest Winning Streak Against Ranked Teams	4	Nov. 22-Jan. 10 (at #1 Denver, vs. #16 Cornell, vs. #14 North Dakota)	
Quickest Goal from Start of Game (Sun Devils)	:27 (1st)	at Air Force (Bennett Schimek)	Oct. 5, 2024
Quickest Goal from Start of Game (Opp.)	:59 (1st)	@ Minnesota Duluth	Feb. 15, 2025
Shortest Time Between Two Goals (Sun Devils)	0:16	vs. #10 Michigan (Beck & Potter)	Oct. 12, 2024
Shortest Time Between Two Goals (Opp.)	:52	at Omaha	March 1, 2025
Shortest Time Between Two Goals (Both teams)	:08	vs. #19 Colorado College	Jan. 25, 2025
Largest Margin of Victory	7	at Air Force (8-1)	Oct. 4, 2024
Largest Margin of Defeat	3	vs. #10 Michigan/at #14 Providence	Oct. 11/18, 2024
Largest Crowd at Home	5,354	vs. #10 Michigan	Oct. 12, 2024
Shutouts This Year	2	vs. #16 Cornell (4-0, 34 saves-Homer) at Northern Michigan (2-0, 22 saves-Homer)	Jan. 4, 2025 Oct. 26, 2024
Shutouts Against This Year			
Hat Tricks	2	Ryan Kirwan vs. Robert Morris Bennett Schimek at Air Force	Jan. 3, 2024 Oct. 4, 2024
Hat Tricks Against	3	#10 Michigan (2G, 1EN) #14 Providence (2G, 1EN) #6 Denver (2PPG, 1ES)	Oct. 11, 2024 Oct. 18, 2024 Feb. 8, 2025

*Includes Overtime

OVERALL REGULAR-SEASON HIGHS AND LOWS

Most Goals Scored in a Game	8	vs. Brown at #14/15 Wisconsin vs. Lindenwood at Robert Morris at Air Force	Dec. 30, 2016 Nov. 28, 2020 Feb. 17, 2023 Dec. 17, 2023 Oct. 4, 2024
Most Goals Allowed in a Game	10	at #4 Minnesota at Merrimack	Jan. 21-22, 2021 Jan. 31, 2016
Most Goals Scored in a Period	5	2nd period at Robert Morris 3rd period vs. RIT	Dec. 17, 2023 Jan. 17, 2020
Most Goals Allowed in a Period	6	3rd period at #4 Minnesota	Jan. 22, 2021
Most Shots On Goal in a Game	56	at Robert Morris	Dec. 17, 2023
Most Shots On Goal Allowed in a Game	57	at Quinnipiac at UMass-Lowell at Quinnipiac	Oct. 15, 2015 Jan. 30, 2016 Jan. 27, 2017
Most Shots On Goal in a Period	27	2nd period at Robert Morris	Dec. 17, 2023
Most Shots On Goal Allowed in a Period	28	3rd period at Quinnipiac	Jan. 28, 2017
Fewest Shots On Goal in a Game	11	at #12/14 Wisconsin	Jan. 16, 2021
Fewest Shots On Goal Allowed in a Game	11	at Miami	Feb. 1, 2025
Fewest Shots On Goal in a Period	1	3rd period at Quinnipiac 1st period at Bentley 3rd period vs. Boston College	Jan. 28, 2017 Feb. 8, 2020 Dec. 31, 2022
Fewest Shots On Goal Allowed in a Period	1	1st period vs. Alabama-Huntsville	Nov. 3, 2017
Most Saves in a Game	54	Joey Daccord at #9 Western Michigan	Feb. 4, 2017
Most Penalties in a Game	21	at Alaska	Feb. 23, 2024
Most PPG in a Game	5	vs. Omaha	Oct. 27, 2018
Most PPG Allowed in a Game	6	at Notre Dame	Oct. 7, 2016
Most SHG in a Game	3	at Air Force (Bennett Schimek 2x, Smolen)	Oct. 4, 2024
Player with 2 SHG in Single Game	2	Ryan Kirwan at Miami Bennett Schimek at Air Force	Jan. 31, 2025 Oct. 4, 2024
Longest Undefeated Streak	10	Dec. 1, 2023-Jan. 6, 2024	
Longest Winning Streak (Home & Away)	8	Nov. 16, 2024 - Jan. 10, 2025	
Longest Home Winning Streak	10	Oct. 26, 2018 - Feb. 16, 2019 (games at Oceanside Ice Arena)	
Longest Road Winning Streak	6	Nov. 22, 2024-Feb. 1, 2025	
Longest Winless Streak	16	Nov. 27, 2015 - Jan. 31, 2016	
Longest Home Winless Streak	4	Nov. 4 - Dec. 8, 2017	
Longest Road Winless Streak	17	Nov. 27, 2015 - Oct. 22, 2016	
Quickest Goal from Start of Game (Sun Devils)	0:11	at #13/16 Notre Dame	Dec. 3, 2020
Quickest Goal from Start of Game (Opp.)	0:09	at Holy Cross	Nov. 25, 2016
Shortest Time Between Two Goals (Sun Devils)	0:07	vs. RIT	Jan. 17, 2020
Shortest Time Between Two Goals (Opp.)	0:11	at Penn State	Nov. 18, 2016
Shortest Time Between Two Goals (Both teams)	0:07	vs. #11/12 Denver	Dec. 3, 2021
Largest Margin of Victory	7	at Air Force (8-1)	Oct. 4, 2024
Largest Margin of Defeat	10	at #4 Minnesota at Merrimack	Jan. 21 & 22, 2021 Jan. 31, 2016
Largest Comeback Victory in 2-0 Deficit	5-2, W	vs. Clarkson (down 2-0 in 2nd period)	Dec. 29, 2023
Largest Crowd at Home	5,354	vs. No. 10 Michigan	Oct. 12, 2024
Hat Tricks	11	vs. Southern New Hampshire (Croston) vs. Omaha (Walker, 4) vs. #4 Denver (Walker) vs. Alaska Anchorage (B. Pasichnuk) vs. St. Thomas (Theisen) vs. Long Island (D. Jackson) vs. #2 Denver (D. Jackson) at Robert Morris (Gratton) at Alaska Anchorage (Sillinger - 1st natural) at Air Force (Schimek) vs. Robert Morris (Kirwan)	Jan. 20, 2017 Oct. 27, 2018 Dec. 6, 2019 Feb. 15, 2020 Oct. 30, 2021 March 10, 2023 Nov. 10, 2023 Dec. 17, 2023 March 9, 2024 Oct. 4, 2024 Jan. 3, 2025
Hat Tricks Against (14): at UMass-Lowell (Smith) - Jan. 30, 2016;; at Penn State (Smirnov) - Nov. 18, 2016; vs. Brown (Corcoran) - Dec. 30, 2016; vs. St. Cloud State (Jackson) - Dec. 31, 2016; vs. Boston University (Carpenter) - Jan. 26, 2018; at Wisconsin (Ahcan) - Feb. 21, 2020; at #7 Michigan (Beniers) - Feb. 26, 2021; at Colgate (Young) - Oct. 22, 2021; at Quinnipiac (Chau) - Nov. 13, 2021; vs. #11/12 Denver (Stapley) - Dec. 3, 2021; at #4 Minnesota (McManus, Walker) - Jan. 21, 2021; vs. #10 Michigan - Oct. 11, 2024 (Schiffsky); at #14 Providence - Oct. 14, 2024 (Adams); vs. #6 Denver - Feb. 8, 2025 (Harris)			

2024-25 GAME-BY-GAME RESULTS

No.	Date	Opponent	Result	Score	Record	ASU Goal	Opp. Goal	SF-SA	PP/PK
1	Oct. 4	at Air Force	Win	8-4	1-0-0	23^, 15, 23*, 25^, 12, 25*, 23*, 29	26	24-28	2 / 6
2	Oct. 5	at Air Force	Loss	3-4 (OT)	1-1-0	23, 25, 92	64, 26, 64, 26*	35-33	3 / 4
3	Oct. 11	vs. #10 Michigan	Loss	1-4 (EN)	1-2-0	14*	17, 17^, 19*, [17]	36-34	5 / 2
4	Oct. 12	vs. #10 Michigan	Tie	3-3 (OT)	1-2-1	15, 2*, 12	5, 22, 19	31-34	4 / 4
5	Oct. 18	at #14 Providence	Loss	1-4 (EN)	1-3-1	92	19, 19, 10, [19]	28-27	2 / 1
6	Oct. 19	at #14 Providence	Loss	1-2	1-4-1	92	9, 27	32-38	1 / 2
7	Oct. 25	at Northern Michigan	Win	3-1 (EN)	2-4-1	23, 92, [11]	20	40-17	2 / 1
8	Oct. 26	at Northern Michigan	Win	2-0 (EN)	3-4-1	92*, [92]		38-22	6 / 2
9	Nov. 8	at #8 Colorado College	Loss	3-4 (OT)	3-5-1	53, 15, 2*	4*, 24, 27, 2	30-21	3 / 2
10	Nov. 9	at #8 Colorado College	Loss	1-3 (EN)	3-6-1	18	29*, 17, [24]	42-21	3 / 4
11	Nov. 15	vs. Omaha	Loss	2-4 (EN)	3-7-1	14, 9*	29, 24*, 3, [6]	43-23	3 / 3
12	Nov. 16	vs. Omaha	Win	3-2	4-7-1	8, 53, 18	3, 8	44-22	4 / 3
13	Nov. 22	at #1 Denver	Win	3-2	5-7-1	8, 23, 8	15*, 15	30-32	3 / 3
14	Nov. 23	at #1 Denver	Win	5-2	6-7-1	2*, 12, 8, 8, [23]	12, 7	29-28	2 / 1
15	Dec. 6	vs. Minnesota Duluth	Win	5-3 (EN)	7-7-1	14*, 12, 53, 15, [37]	17, 10, 17	38-28	2 / 1
16	Dec. 7	vs. Minnesota Duluth	Win	3-2 (OT)	8-7-1	15, 92, 25	10, 27	35-28	4 / 4
17	Jan. 3	vs. Robert Morris	Win	7-3	9-7-1	92, 92, 12, 12, 11, 82, 92	9, 9, 2	35-25	2 / 6
18	Jan. 4	vs. #16 Cornell	Win	4-0	10-7-1	14, 92, 61, 37*		28-34	4 / 1
19	Jan. 10	vs. #14 North Dakota	Win	4-1	11-7-1	12, 74, 8, 25*	26	31-28	4 / 2
20	Jan. 11	vs. #14 North Dakota	Loss	3-4 (OT)	11-8-1	8^, 23*, 8*	8, 18*, 14, 9	24-36	5 / 6
21	Jan. 17	at #15 St. Cloud State	Win	6-3	12-8-1	12, 92, 61, 11, 25*, [92]	34*, 28, 16	28-33	1 / 4
22	Jan. 18	at #15 St. Cloud State	Win	5-3	13-8-1	61*, 2*, 14*, 92*, 8*	13, 28, 81	25-34	8 / 2
23	Jan. 24	vs. #19 Colorado College	Win	4-1	14-8-1	29, 16^, 15, 25*	9	29-25	2 / 4
24	Jan. 25	vs. #19 Colorado College	Loss	4-5	14-9-1	92*, 92, 82, 82	26, 26, 11, 4, 29	34-41	2 / 4
25	Jan. 31	at Miami	Win	7-1	15-9-1	29, 23^, 92*, 92*, 12, 61, 8^	27	25-21	3 / 3
26	Feb. 1	at Miami	Win	4-1	16-9-1	25*, 37, 74, 51	2	24-11	3 / 2
27	Feb. 7	vs. #6 Denver	Loss	4-5 (OT)	16-10-1	51*, 14, 61, 23	18, 12, 9, 7, 7	27-34	3 / 3
28	Feb. 8	vs. #6 Denver	Win	6-5 (OT)	17-10-1	25, 61, 92, 61, 23, 23	12, 12, 12, 7, 24	55-33	3 / 4
29	Feb. 14	at Minnesota Duluth	Loss	2-3 (OT)	17-11-1	8*, 61	17*, 25*, 8	25-26	1 / 3
30	Feb. 15	at Minnesota Duluth	Tie	3-3 (OT, SOW)	17-11-2	8, 25, 8*	2, 6, 10	44-35	7 / 4
31	Feb. 21	vs. #3 Western Michigan	Win	5-3	18-11-2	14, 92, 23, 14, [25]	33, 20, 8	42-32	0 / 2
32	Feb. 22	vs. #3 Western Michigan	Loss	3-4	18-12-2	25, 12, 12	8, 10, 23, 22	41-26	3 / 2
33	Feb. 28	at Omaha	Win	4-1	19-12-2	12*, 92, 12, 8	26*	39-33	1 / 4
34	March 1	at Omaha	Loss	2-4 (EN)	19-13-2	92*, 92*	3, 22, 7, [9]	42-33	4 / 5
35	March 14	vs. 7-seed UMD	Win	4-3	20-13-2	92, 82, 23, 9	10, 17, 27	23-31	1 / 2
36	March 15	vs. 7-seed UMD	Win	6-5 (OT)	21-13-2	8, 15, 2, 8, 23*, 92	10, 34, 13, 13, 17	39-49	2 / 1

* - Power Play Goal

^ - Shorthanded Goal

[] - Empty Net Goal

\$ - Penalty Shot

CAREER SCORING

Player (Games: ASU; Career)	G-A-Pts. (Career)
Lukas Sillinger (105; 170)	28-79-107 (51-109-160)
Artem Shlaine (30; 154)	16-21-37 (45-73-118)
Ryan Kirwan (36; 136)	25-13-38 (59-48-107)
Ty Jackson (93; 142)	20-45-65 (33-64-97)
Noah Beck (36; 159)	5-27-32 (20-68-88)
Cruz Lucius (18; 88)	2-8-10 (26-52-78)
Bennett Schimek (34; 105)	15-22-37 (34-40-74)
Dylan Jackson (76; 105)	26-22-48 (31-34-65)
Benji Eckerle (141)	17-32-49
Kyle Smolen (71)	19-27-46
Ryan Alexander (92)	17-18-35
Charlie Schoen (58)	13-22-35
Ethan Szmagaj (128)	6-21-27
Ty Murchison (144)	9-14-23
Anthony Dowd (72)	5-21-26
Cullen Potter (34)	13-9-22
Sam Court (35)	3-8-11
Joel Kjellberg (32)	0-11-11
Cole Gordon (63)	6-2-8
Brasen Boser (36)	2-5-7
David Hymovitch (23)	2-3-5
Tucker Ness (59)	0-4-4
Tony Achille (27)	0-3-3
Cole Helm (9)	0-2-2

LAST GOAL SCORED

Player	Opp.	GP Since
Artem Shlaine	vs. Minnesota Duluth	0
Ryan Kirwan	vs. Minnesota Duluth	0
Dylan Jackson	vs. Minnesota Duluth	0
Noah Beck	vs. Minnesota Duluth	0
Bennett Schimek	vs. Minnesota Duluth	0
Charlie Schoen	vs. Minnesota Duluth	1
Anthony Dowd	vs. Minnesota Duluth	1
Cullen Potter	at Omaha	3
Kyle Smolen	vs. #3 Western Michigan	4
Ty Jackson	vs. #3 Western Michigan	5
Lukas Sillinger	at Minnesota Duluth	7
Cruz Lucius	vs. #6 Denver	9
Sam Court	at Miami	10
Brasen Boser	at Miami	10
Cole Gordon	at Miami	11
Ethan Szmagaj	vs. #19 Colorado College	13
Benji Eckerle	at #15 St. Cloud State	15
Ryan Alexander	vs. Minnesota Duluth	20
David Hymovitch	vs. Omaha	24
Ty Murchison	at Robert Morris	54

CURRENT PLAYERS IN THE NHL ENTRY DRAFT

Player (Year)	Team	Round-Pick
Noah Beck ('20)	St. Louis Blues	7th-194th
Cruz Lucius ('22)*	Carolina Hurricanes	4th-124th
	*rights traded to Pittsburgh Penguins	
Ty Murchison ('21)	Philadelphia Flyers	5th-158th
Artem Shlaine ('20)	New Jersey Devils	5th-130th

MULTIPLE-POINT GAMES (SEASON/CAREER)

Player (Games - Season/Career)	Last Time	Record (Season/Career)
Lukas Sillinger (13 / 43)	02/21/25 vs. Western Michigan (2A)	9-2-2 / 30-12-3
Artem Shlaine (11 / 25)	03/15/25 vs. Minnesota Duluth (2G)	8-2-1 / 21-3-1
Ryan Kirwan (8 / 23)	03/15/25 vs. Minnesota Duluth (1G, 2A)	6-2-0 / 21-2-0
Ty Jackson (4 / 23)	03/15/25 vs. #Minnesota Duluth (2A)	4-0-0 / 21-1-0
Cruz Lucius (2 / 19)	02/28/25 at Omaha (2A)	2-0-0 / 19-0-0
Noah Beck (9 / 17)	03/15/25 vs. Minnesota Duluth (1G, 1A)	5-3-1 / 8-6-3
Bennett Schimek (9 / 14)	03/14/25 vs. Minnesota Duluth (1G, 1A)	7-2-0 / 12-2-0
Kyle Smolen (7 / 10)	02/21/25 vs. #3 Western Michigan (1G, 1A)	7-0-0 / 9-0-1
Ryan Alexander (2 / 8)	11/22/24 at #1 Denver (2A)	2-0-0 / 6-2-0
Dylan Jackson (3 / 8)	12/07/24 vs. Minnesota Duluth (1G, 1A)	3-0-0 / 7-1-0
Charlie Schoen (2 / 7)	03/15/25 vs. Minnesota Duluth (2A)	1-1-0 / 5-2-0
Cullen Potter (5 / 5)	02/28/25 at Omaha (2G)	2-2-1 / 2-2-1
Benji Eckerle (1 / 4)	11/23/24 at #1 Denver (2A)	1-0-0 / 2-1-1
Anthony Dowd (0 / 3)	12/17/23 at Robert Morris (2G, 1A)	0-0-0 / 3-0-0
Sam Court (1 / 1)	12/06/24 vs. Minnesota Duluth (1G, 1A)	1-0-0 / 1-0-0
Cole Gordon (1 / 1)	01/17/25 at St. Cloud State (2A)	1-0-0 / 1-0-0
Joel Kjellberg (1 / 1)	01/31/25 at Miami (2A)	1-0-0 / 1-0-0
Ethan Szmagaj (0 / 1)	10/08/22 at Bemidji State (2A)	0-0-0 / 0-1-0

MULTIPLE-GOAL GAMES (SEASON/CAREER)

Player (Games - Season/Career)	Last Time	Record (Season/Career)
Ryan Kirwan (6 / 12)	03/01/25 at Omaha (2G)	4-2-0 / 10-2-0
Artem Shlaine (5 / 7)	03/15/25 at Minnesota Duluth (2G)	3-1-1 / 5-1-1
Lukas Sillinger (1 / 6)	02/08/25 vs. #6 Denver (2G)	1-0-0 / 5-1-0
Bennett Schimek (2 / 4)	02/08/25 vs. #6 Denver (2G)	2-0-0 / 4-0-0
Cruz Lucius (0 / 4)	02/23/24 vs. Penn State (2G)	0-0-0 / 4-0-0
Cullen Potter (3 / 3)	02/28/25 at Omaha (2G)	2-1-0 / 2-1-0
Dylan Jackson (0 / 3)	11/10/23 vs. #2 Denver (3G)	0-0-0 / 3-0-0
Charlie Schoen (1 / 2)	01/25/25 vs. #19 Colorado College (2G)	0-1-0 / 1-1-0
Kyle Smolen (1 / 2)	10/04/24 at Air Force (2G)	1-0-0 / 2-0-0
Noah Beck (0 / 2)	10/07/24 vs. New Hampshire (2G)	0-0-0 / 0-1-1
Ty Jackson (1 / 1)	02/21/25 vs. #3 Western Michigan (2G)	1-0-0 / 1-0-0
Anthony Dowd (0 / 1)	12/17/23 at Robert Morris (2G)	0-0-0 / 1-0-0
Ryan Alexander (0 / 1)	11/26/22 vs. No. 2 Minnesota (2G)	0-0-0 / 1-0-0

THREE-PLUS POINT GAMES (SEASON/CAREER)

Player (Games - Season/Career)	Last Time	Record (Season/Career)
Lukas Sillinger (1 / 11)	01/31/25 at Miami (1G, 2A)	1-0-0 / 11-0-0
Ryan Kirwan (4 / 7)	03/15/25 vs. Minnesota Duluth (1G, 2A)	3-1-0 / 6-1-0
Artem Shlaine (2 / 6)	01/31/25 at Miami (1G, 3A)	2-0-0 / 6-0-0
Cruz Lucius (0 / 4)	03/09/24 vs. Ohio State (1G, 2A)	0-0-0 / 4-0-0
Noah Beck (1 / 4)	10/04/24 at Air Force (2A)	1-0-0 / 2-1-1
Bennett Schimek (1 / 3)	10/04/24 at Air Force (3G, 1A)	1-0-0 / 3-0-0
Dylan Jackson (0 / 3)	11/10/23 vs. #2 Denver (3G)	0-0-0 / 3-0-0
Anthony Dowd (0 / 2)	12/17/23 at Robert Morris (2G, 1A)	0-0-0 / 2-0-0
Ty Jackson (0 / 2)	11/10/23 vs. #2 Denver (1G, 2A)	0-0-0 / 2-0-0
Kyle Smolen (0 / 1)	01/05/24 vs. Harvard (2G, 1A)	0-0-0 / 1-0-0
Charlie Schoen (1 / 1)	01/25/25 vs. #19 Colorado College (2G, 1A)	0-1-0 / 0-1-0

PLAYERS OF THE WEEK

Player	Awarded	Week
Noah Beck	Defenseman of the Week (NCHC)	Week 1
Bennett Schimek	Forward of the Week (NCHC)	Week 1
Artem Shlaine	Forward of the Week (NCHC)	Week 8
Luke Pavichich	Goaltender of the Week (NCHC)	Week 9
Ryan Kirwan	Forward of the Week (NCHC)	Week 12
Ryan Kirwan	Forward of the Week (NCHC)	Week 15
Kyle Smolen	Forward of the Week (NCHC)	Week 19
Ryan Kirwan	Forward of the Week (NCHC)	Week 20

MONTHLY AWARDS

Player	Awarded	Month Year
Ryan Kirwan	Player of the Month (NCHC)	January 2025
Ryan Kirwan	Co-Player of the Month (HCA)	January 2025

2024-25 LINE CHART

Date	Opponent	Forwards				Defense			Goaltender
Oct. 4	at Air Force	61-14-15	92-12-23	11-25-53	18-29-43	5-7	2-9	74-16(37)	31-1-30
Oct. 5	at Air Force	61-14-15	92-12-23	11-25-53	18-29-43	5-7	2-9	74-16(37)	1-31-30
Oct. 11	vs. #10 Michigan	61-14-15	92-12-23	11-25-53	89-29-18	5-7	2-9	74-16(37)	31-1-39
Oct. 12	vs. #10 Michigan	92-12-23	61-14-15	11-25-53	89-29-18	2-9	74-37	5-7(16)	31-1-30
Oct. 18	at #14 Providence	61-14-15	92-12-23	11-25-53	89-29-18	5-7	2-9	74-16(37)	31-1-30
Oct. 19	at #14 Providence	92-14-15	61-12-23	11-25-53	89-29-18	2-9	74-37	5-16(10)	1-31-30
Oct. 25	at NMU	61-12-23	92-14-15	82-8-25	11-53-18	5-16	2-9	74-37 (7)	1-31-39
Oct. 26	at NMU	61-12-23	92-14-15	82-8-25	11-53-18	5-16	2-9	74-37 (7)	31-1-39
Nov. 8	at #8 CC	12-8-23	92-14-15	11-25-53	89-29-18	2-9	5-16	74-37 (10)	31-1-39
Nov. 9	at #8 CC	92-12-15	14-8-18	11-25-53	89-29-10	2-9	5-16	74-37 (7)	1-31-39
Nov. 15	vs. Omaha	61-12-25	14-8-92	11-53-18	10-29-43	2-37	5-9	74-16 (7)	1-31-30
Nov. 16	vs. Omaha	61-12-23	92-14-18	53-8-25	11-29-10	2-37	74-9	5-7 (16)	1-31-30
Nov. 22	at #1 Denver	61-12-23	92-14-15	53-8-25	11-29-18	2-37	74-9	5-7 (10)	1-31-30
Nov. 23	at #1 Denver	61-12-23	92-14-15	53-8-25	11-29-18	2-37	74-9	5-7 (10)	1-31-30
Dec. 6	vs. Minnesota Duluth	61-12-23	92-14-15	53-8-25	11-29-18	2-37	74-9	5-7 (10)	1-31-30
Dec. 7	vs. Minnesota Duluth	61-12-23	92-14-15	53-8-25	11-29-18	2-37	74-9	5-7 (10)	1-31-30
Jan. 3	vs. Robert Morris	92-8-25	82-12-23	61-14-15	11-29-18	2-37	74-9	5-7 (10)	1-31-39
Jan. 4	vs. #16 Cornell	92-8-25	82-12-23	61-14-15	11-29-18	2-37	74-9	5-7 (10)	31-1-39
Jan. 10	vs. #14 North Dakota	92-8-61	51-12-23	11-25-82	89-29-18	2-37	74-9	5-7 (10)	31-1-39
Jan. 11	vs. #14 North Dakota	92-8-61	51-12-23	11-25-82	89-29-18	2-37	74-9	5-7 (10)	1-31-39
Jan. 17	at #15 St. Cloud State	92-8-25	51-12-23	61-14-82	89-29-11	2-37	74-9	5-7 (16)	31-1-39
Jan. 18	at #15 St. Cloud State	92-8-25	51-12-23	61-14-82	89-29-11	2-37	74-9	5-7 (16)	31-1-39
Jan. 24	vs. #19 CC	92-8-82	51-25-23	61-14-15	53-29-11	2-37	74-9	5-7 (16)	31-1-30
Jan. 25	vs. #19 CC	92-8-82	51-25-23	61-14-15	53-29-11	2-37	74-9	5-7 (16)	1-31-30
Jan. 31	at Miami	92-8-82	51-12-23	61-14-15	53-29-25	2-37	74-9	5-7 (16)	1-31-30
Feb. 1	at Miami	92-8-82	51-12-23	61-14-15	53-29-25	2-37	74-9	5-7 (16)	1-31-30
Feb. 7	vs. #6 Denver	92-8-25	51-12-23	61-14-82	53-29-18	2-37	74-9	5-7 (16)	1-31-30
Feb. 8	vs. #6 Denver	92-8-82	51-12-23	61-14-25	89-29-53	2-37	74-9	5-7 (16)	31-1-30
Feb. 14	at Minnesota Duluth	92-8-82	51-12-23	61-14-25	89-29-53	2-37	74-9	5-7 (16)	1-31-30
Feb. 15	at Minnesota Duluth	53-8-92	51-12-23	61-14-25	89-29-18	2-37	74-9	5-7 (16)	31-1-30
Feb. 22	vs. #3 WMU	92-8-51	61-12-23	53-14-25	89-29-10	2-9	74-37	5-7 (16)	1-31-39
Feb. 23	vs. #3 WMU	92-8-51	61-12-23	53-14-25	89-29-10	2-9	74-37	5-7 (16)	1-31-39
Feb. 28	at Omaha	92-8-51	61-12-23	14-25-15	53-29-10	2-37	74-9	5-7 (16)	31-1-30
March 1	at Omaha	92-8-51	61-12-23	14-25-15	53-29-18	2-16	74-9	5-7 (10)	31-1-30
March 14	vs. Minnesota Duluth	92-8-51	61-12-23	25-14-15	10-53-82	2-9	74-37	5-7 (16)	1-31-39
March 15	vs. Minnesota Duluth	92-8-82	61-12-23	51-14-15	53-29-10	2-37	74-9	5-7 (16)	1-31-39



MAIN ENTRANCE



FIRST GOAL IN HISTORY (JOSH DOAN)



THE MULLETT FAMILY & HOCKEY TEAM



SOLDOUT MULLETT ARENA - 5,153 FANS



A HOME IN THE DESERT

- On Wednesday, Dec. 16, 2020, Arizona State University and Sun Devil Athletics announced all required approvals have been received for the commencement of construction on a new Multi-Purpose Arena, which will host university and community events and serve as the future home for Sun Devil men's ice hockey and wrestling. This project continues the development of the Novus Innovation Corridor, and will be sited south of Rio Salado Parkway on the east side of Packard Drive, immediately north of the existing Packard Drive Parking Structure.
- Construction began in January 2021 and received its certificate of occupancy on Friday, September 30, 2022.
- Over 8,000 square feet is set aside for a ASU state-of-the-art ASU locker room, weight room, lounge and coaches' offices on the north side of the arena. Eight additional locker rooms are accounted for on the west side of the arena between the main arena and community ice sheet that can be utilized for visiting teams, youth programs, ASU club programs, and live events.
- On February 14, 2022, ASU and the NHL's Arizona Coyotes formed the first agreement of its kind between a college and NHL team in 100 years. The last time an NCAA college team and an NHL team shared an arena was the Boston Bruins and Boston University from 1924-28 at Boston Arena, now known as Matthews Arena. Other improvements will now be made, at the Coyotes' expense, to prepare the arena to temporarily house Coyotes home games. These improvements include constructing coaches' rooms, equipment rooms, technology and other aspects of the new ASU arena according to NHL standards. The added cost is up to \$30 million, which will be paid in advance by the Coyotes.
- The 5,000-seat venue is managed and operated by Oak View Group, SCI Architects have designed the arena, while Mortenson Construction will serve as the design builder.
- The second full-size ice sheet will also be accessible to students, the community and youth ice hockey programs at every level, providing an additional public sheet to one of the fastest-growing states for youth hockey participation in the country.
- The seating configuration for Mullett Arena includes 20 luxury suites, two group suites, a large club lounge and event-level premium club seats. The club lounge will consist of a Center Ice Club on the main concourse that runs along center ice and can host up to 500 fans. On the 300-level, a social deck will run the length of the east side of the venue, providing an open-air, aerial view of the arena where fans can interact while still experiencing exceptional sightlines to the competition. The arena would also be able to serve as a backup for sports played on hardwood, such as volleyball.
- A 942-seat student section occupies the entire west side of the venue to provide an enhanced gameday experience for ASU students.

ARIZONA STATE X FOX10 PHOENIX



FOX 10 Phoenix and Arizona State University have announced a new exclusive media partnership, making FOX 10 the official "Home of the Arizona State Sun Devils."

With this collaboration, FOX 10 will provide extensive coverage of ASU athletics, televising 11 hockey games from Mullett Arena as well as broadcasting and producing new Sun Devil programs throughout the year.

Sun Devil Hockey games are streamed exclusively on NCHC.tv, home of the National Collegiate Hockey Conference.

Michael Lewis, KSAZ/KUTP Senior Vice President and General Manager, stated, "As longtime fans of ASU's athletic program, we are proud to become the go-to source for everything Sun Devils. Through this partnership, we will provide viewers with premier, behind-the-scenes coverage so they are game day ready!"

"We can feel the excitement as we begin the next chapter of Sun Devil Athletics. Connecting and reconnecting Sun Devils across the Valley is critical for us. This partnership with FOX 10 will bring our fans into new and exciting moments throughout the year. We are focused on igniting our fan base, and this is an important step in that direction," said ASU Athletics Director Graham Rossini.

NEW LINEUP OF ASU COVERAGE ON FOX 10 TO INCLUDE:

ASU Hockey games – FOX 10 will broadcast 11 ASU hockey games this season, beginning with the Oct. 12 game against Michigan. All Sun Devil Hockey home and conference road games will be streamed on NCHC.tv.

"Sparky's Den with Coach Dillingham" – This ASU produced-program will offer viewers a comprehensive review of key plays and players from previous games and behind-the-scenes insights into game preparation and practice, with exclusive interviews with Coach Kenny Dillingham and Sun Devil Football student-athletes. An hour-long edition of "Sparky's Den" will air at 8 p.m. on Fridays on FOX 10 Xtra, with a condensed version airing on FOX 10 at 10:30 p.m., and both will be available to stream on FOX Local.

"ASU All Access" – This FOX 10-produced program will showcase ASU student-athletes, coaches, staff, alumni and all who support ASU and Sun Devil Athletics. The half-hour program will air at 11 p.m. Sundays on FOX 10 and move to 10:30 p.m. Fridays after the football season, and will stream on FOX Local.

Sun Devil Hockey and FOX 10 games:

Oct. 12 - 5:00 p.m. MST: vs. Michigan (Fox 10 Xtra)

Nov. 15 - 7:00 p.m. MST: vs. Omaha (Fox 10 Xtra)

Nov. 16 - 5:00 p.m. MST: vs. Omaha (Fox 10 Xtra)

Nov. 23 - 6:00 p.m. MST: at No. 1 Denver (Fox 10 Xtra)

Dec. 6 - 7:00 p.m. MST: vs. Minnesota Duluth (Fox 10 Xtra)

Jan. 10 - 8:00 p.m. MST: vs. North Dakota (Fox 10 Xtra)

Jan. 11 - 5:00 p.m. MST: vs. North Dakota (Fox 10 Xtra)

Jan. 17 - 6:30 p.m. MST: at St. Cloud State (FOX 10)

Jan. 18 - 9/9:30 p.m. MST: at St. Cloud State (tape delayed on Fox 10 Xtra)

Jan. 25 - 5:00 p.m. MST: vs. Colorado College (Fox 10 Xtra)

Feb. 8 - 5:00 p.m. MST: vs. Denver (Fox 10 Xtra)

Feb. 21 - 7:00 p.m. MST: vs. Western Michigan (Fox 10 Xtra)

March 14 - 7:00 p.m. MST: NCHC Quarterfinals (Fox 10 Xtra)

March 15 - 6:00 p.m. MST: NCHC Quarterfinals (Fox 10 Xtra)

2024-25 TV ROSTER



1

**LUKE
PAVICICH**
G|6-2|195|L|SR.



2

**NOAH
BECK**
D|6-3|206|L|SR.




5

**TY
MURCHISON**
D|6-2|205|L|SR.




7

**JOEL
KJELLBERG**
D|6-0|190|R|FR.



8

**ARTEM
SHLAINE**
F|6-1|185|L|GR.




9

**ANTHONY
DOWD**
D|5-7|152|R|SO.




10

**TUCKER
NESS**
D|6-3|216|R|JR.



11

**BENJI
ECKERLE**
F|5-10|181|L|GR.




12

**CULLEN
POTTER**
F|5-10|172|L|FR.




13

**HUNTER
MULLETT**
D|6-0|160|L|FR.



14

**TY
JACKSON**
F|5-8|157|L|GR.



15

**DYLAN
JACKSON**
F|5-10|166|R|GR.



16

**ETHAN
SZMAGAJ**
FD|6-0|197|R|SR.



18

**DAVID
HYMOVITCH**
F|6-0|177|R|SO.



23

**BENNETT
SCHIMEK**
F|6-0|192|R|JR.



25

**KYLE
SMOLEN**
F|5-11|165|R|SO.



29

**COLE
GORDON**
F|6-2|205|L|SO.



30

**CHASE
HAMM**
G|5-9|165|L|SO.



31

**GIBSON
HOMER**
G|6-5|210|L|JR.



37

**SAM
COURT**
D|5-10|184|R|FR.




39

**ZAKARI
BRICE**
G|5-11|180|L|FR.




43

**COLE
HELM**
F|6-0|195|L|SO.




51

**CRUZ
LUCIUS**
F|6-0|195|R|JR.



53

**RYAN
ALEXANDER**
F|5-10|176|L|JR.




61

**LUKAS
SILLINGER**
F|5-10|170|L|GR.



74

**BRASEN
BOSER**
D|5-11|178|L|FR.



82

**CHARLIE
SCHOEN**
F|5-10|160|R|JR.



89

**TONY
ACHILLE**
F|5-11|172|L|SO.



92

**RYAN
KIRWAN**
F|6-2|205|L|SR.

2024-25 TEAM STATISTICS



2024-25 Arizona St. Men's Ice Hockey
Overall Team Statistics
All games

Page 1/2
as of Mar 16, 2025

Team statistics

	ASU	OPP
SHOT STATISTICS		
Goals-Shot attempts	134-1183	99-1098
Shot pct.	.113	.090
Goals/Game	3.72	2.75
Shots/Game	32.86	30.50
Assists	237	168
POWER PLAYS		
Goals-Power Plays	31-106	17-107
Conversion Percent	.292	.159
Shot Attempts	148	148
Shot Percent	.209	.115
SHORT-HANDED		
Goals-Shot attempts	7-31	3-33
Shot Percent	.226	.091
GOAL BREAKDOWN		
Total Goals	134	99
Power Play	31	17
Short-handed	7	3
Empty net	7	5
Penalty	0	0
Unassisted	7	3
Overtime	3	6
Delayed Penalty	1	0
Game winning	21	13
First Goal	23	12
Game Tying Goal	1	1
Extra Attacker	6	4
BLOCKS		
Blocks	509	423
Blocks/Game	14.14	11.75
PENALTIES		
Number	127	119
Minutes	270	282
Penalties/Game	3.53	3.31
Penalty minutes/Game	7.50	7.83
Minor	125	111
Major	0	4
10-minute Misconduct	2	2
Game Misconduct	0	2
Gross Misconduct	0	0
Match	0	0
FACEOFFS (W-L)		
Faceoff W-L pct.	.485	.515
SHOOTOUTS (Made-Att)		
	2-4	0-6
ATTENDANCE		
Total	91326	72982
Dates/Avg Per Date	18/5074	18/4055
Neutral Site #/Avg	0/0	-

Goals by Periods

Team	1st	2nd	3rd	OT	TOTAL
ASU	31	43	57	3	134
Opponents	22	29	42	6	99

Shots by Periods

Team	1st	2nd	3rd	OT	TOTAL
ASU	369	401	391	22	1183
Opponents	304	411	357	26	1098

Saves by Periods

Team	1st	2nd	3rd	OT	TOTAL
ASU	282	382	315	20	999
Opponents	338	358	334	19	1049

2024-25 CATEGORY LEADERS



2024-25 Arizona St. Men's Ice Hockey
Category Leaders
All games

Page 1/2
as of Mar 16, 2025

Points

#	Player	GP	G	A	PTS	SH
92	Kirwan, Ryan	36	25	13	38	175
61	Sillinger, Lukas	34	8	30	38	54
8	Shlaine, Artem	30	16	21	37	77
23	Schimek, Bennett	34	15	22	37	92
2	Beck, Noah	36	5	27	32	63
25	Smolen, Kyle	35	12	18	30	67
14	Jackson, Ty	34	8	16	24	53
12	Potter, Cullen	34	13	9	22	116
15	Jackson, Dylan	24	7	9	16	46
9	Dowd, Anthony	36	2	11	13	39

Assists

#	Player	GP	G	A	PTS	SH
61	Sillinger, Lukas	34	8	30	38	54
2	Beck, Noah	36	5	27	32	63
23	Schimek, Bennett	34	15	22	37	92
8	Shlaine, Artem	30	16	21	37	77
25	Smolen, Kyle	35	12	18	30	67
14	Jackson, Ty	34	8	16	24	53
92	Kirwan, Ryan	36	25	13	38	175
9	Dowd, Anthony	36	2	11	13	39
7	Kjellberg, Joel	32	0	11	11	26
15	Jackson, Dylan	24	7	9	16	46

Goals

#	Player	GP	G	A	PTS	SH
92	Kirwan, Ryan	36	25	13	38	175
8	Shlaine, Artem	30	16	21	37	77
23	Schimek, Bennett	34	15	22	37	92
12	Potter, Cullen	34	13	9	22	116
25	Smolen, Kyle	35	12	18	30	67
61	Sillinger, Lukas	34	8	30	38	54
14	Jackson, Ty	34	8	16	24	53
15	Jackson, Dylan	24	7	9	16	46
2	Beck, Noah	36	5	27	32	63
82	Schoen, Charlie	16	4	5	9	31

Shots

#	Player	GP	G	A	PTS	SH	SH%
92	Kirwan, Ryan	36	25	13	38	175	.143
12	Potter, Cullen	34	13	9	22	116	.112
23	Schimek, Bennett	34	15	22	37	92	.163
8	Shlaine, Artem	30	16	21	37	77	.208
25	Smolen, Kyle	35	12	18	30	67	.179
37	Court, Sam	35	3	8	11	65	.046
2	Beck, Noah	36	5	27	32	63	.079
74	Boser, Brasen	36	2	5	7	58	.034
61	Sillinger, Lukas	34	8	30	38	54	.148
14	Jackson, Ty	34	8	16	24	53	.151

Power-Play Goals

#	Player	GP	PPG
92	Kirwan, Ryan	36	7
25	Smolen, Kyle	35	5
2	Beck, Noah	36	4
14	Jackson, Ty	34	3
8	Shlaine, Artem	30	3
23	Schimek, Bennett	34	3
12	Potter, Cullen	34	2
61	Sillinger, Lukas	34	1
51	Lucius, Cruz	18	1
9	Dowd, Anthony	36	1

Shot Pct.

#	Player	GP	G	A	PTS	SH	SH%
8	Shlaine, Artem	30	16	21	37	77	.208
25	Smolen, Kyle	35	12	18	30	67	.179
23	Schimek, Bennett	34	15	22	37	92	.163
15	Jackson, Dylan	24	7	9	16	46	.152
14	Jackson, Ty	34	8	16	24	53	.151
61	Sillinger, Lukas	34	8	30	38	54	.148
92	Kirwan, Ryan	36	25	13	38	175	.143
18	Hymovitch, David	21	2	3	5	15	.133
82	Schoen, Charlie	16	4	5	9	31	.129
29	Gordon, Cole	33	3	2	5	25	.120

2024-25 CATEGORY LEADERS



2024-25 Arizona St. Men's Ice Hockey
Category Leaders
All games

Page 2/2
as of Mar 16, 2025

Short-Handed Goals

#	Player	GP	SHG
23	Schimek, Bennett	34	3
8	Shlaine, Artem	30	2
16	Szmagaj, Ethan	27	1
25	Smolen, Kyle	35	1

Penalties

#	Player	GP	PEN	MIN
5	Murchison, Ty	36	20	48
2	Beck, Noah	36	14	28
25	Smolen, Kyle	35	11	22
14	Jackson, Ty	34	9	18
51	Lucius, Cruz	18	7	14
37	Court, Sam	35	7	14
11	Eckerle, Benji	24	6	12
61	Sillinger, Lukas	34	6	12
7	Kjellberg, Joel	32	6	12
15	Jackson, Dylan	24	5	10

Game-Winning Goals

#	Player	GP	GWG
92	Kirwan, Ryan	36	5
15	Jackson, Dylan	24	2
14	Jackson, Ty	34	2
8	Shlaine, Artem	30	2
23	Schimek, Bennett	34	2
11	Eckerle, Benji	24	1
16	Szmagaj, Ethan	27	1
9	Dowd, Anthony	36	1
18	Hymovitch, David	21	1
25	Smolen, Kyle	35	1

Penalty Minutes

#	Player	GP	PEN	MIN
5	Murchison, Ty	36	20	48
2	Beck, Noah	36	14	28
25	Smolen, Kyle	35	11	22
14	Jackson, Ty	34	9	18
8	Shlaine, Artem	30	4	16
51	Lucius, Cruz	18	7	14
37	Court, Sam	35	7	14
11	Eckerle, Benji	24	6	12
61	Sillinger, Lukas	34	6	12
7	Kjellberg, Joel	32	6	12

Plus/Minus

#	Player	GP	+/-
2	Beck, Noah	36	+13
9	Dowd, Anthony	36	+13
25	Smolen, Kyle	35	+12
8	Shlaine, Artem	30	+11
53	Alexander, Ryan	30	+11
61	Sillinger, Lukas	34	+9
82	Schoen, Charlie	16	+9
92	Kirwan, Ryan	36	+7
5	Murchison, Ty	36	+7
23	Schimek, Bennett	34	+7

2024-25 INDIVIDUAL GAME-BY-GAME STATISTICS

Opponent	Date	Score	1	2	5	7	8	9	10	11	12	14	15
			PAVICICH,L	BECK,NOAH	MURCHISON,	KJELLBERG,	SHLAINE,AR	DOWD,ANTHO	NESS,TUCKE	ECKERLE,BE	POTTER,CUL	JACKSON,TY	JACKSON,DY
at USAFA	10/04/2024	8-1 W	DNP	0-3-3	0-0-0	0-1-1	DNP	0-0-0	DNP	0-1-1	1-0-1	0-1-1	1-1-2
at USAFA	10/05/2024	3-4 Lot	0-0-0	0-2-2	0-0-0	0-0-0	DNP	0-1-1	DNP	0-0-0	0-1-1	0-0-0	0-1-1
Mich	10/11/2024	1-4 L	DNP	0-1-1	0-0-0	0-0-0	DNP	0-0-0	DNP	0-0-0	0-0-0	1-0-1	0-1-1
Mich	10/12/2024	3-3 ot	DNP	1-1-2	0-0-0	0-0-0	DNP	0-1-1	DNP	0-0-0	1-1-2	0-0-0	1-0-1
at PROV	10/18/2024	1-4 L	DNP	0-0-0	0-0-0	0-0-0	DNP	0-0-0	DNP	0-0-0	0-0-0	0-0-0	0-0-0
at PROV	10/19/2024	1-2 L	0-0-0	0-1-1	0-0-0	DNP	DNP	0-0-0	0-0-0	0-0-0	0-0-0	0-1-1	0-0-0
at NMU	10/25/2024	3-1 W	0-0-0	0-1-1	0-1-1	DNP	0-1-1	0-0-0	0-0-0	1-0-1	0-0-0	0-0-0	0-1-1
at NMU	10/26/2024	2-0 W	DNP	0-0-0	0-0-0	DNP	0-0-0	0-0-0	DNP	0-0-0	0-0-0	0-0-0	0-0-0
at CC	11/08/2024	3-4 Lot	DNP	1-1-2	0-0-0	DNP	0-0-0	0-1-1	0-0-0	0-1-1	0-1-1	0-1-1	1-0-1
at CC	11/09/2024	1-3 L	0-0-0	0-0-0	0-0-0	0-0-0	0-0-0	0-0-0	0-0-0	0-0-0	0-0-0	0-1-1	0-0-0
UNO	11/15/2024	2-4 L	0-0-0	0-0-0	0-0-0	0-0-0	0-0-0	1-0-1	0-0-0	0-0-0	0-0-0	1-0-1	DNP
UNO	11/16/2024	3-2 W	0-0-0	0-0-0	0-0-0	0-0-0	1-0-1	0-1-1	0-0-0	0-0-0	0-0-0	0-1-1	DNP
at Denver	11/22/2024	3-2 W	0-0-0	0-0-0	0-0-0	0-0-0	2-0-2	0-0-0	0-1-1	0-0-0	0-1-1	0-0-0	0-0-0
at Denver	11/23/2024	5-2 W	0-0-0	1-0-1	0-0-0	0-1-1	2-0-2	0-0-0	0-0-0	0-2-2	1-0-1	0-0-0	0-0-0
UMD	12/06/2024	5-3 W	0-0-0	0-0-0	0-0-0	0-0-0	0-1-1	0-0-0	0-0-0	0-0-0	1-0-1	1-1-2	1-1-2
UMD	12/07/2024	3-2 Wot	0-0-0	0-2-2	0-0-0	0-0-0	0-1-1	0-0-0	0-0-0	0-0-0	0-0-0	0-1-1	1-1-2
RM	01/03/2025	7-3 W	0-0-0	0-2-2	0-0-0	0-1-1	0-2-2	0-1-1	0-1-1	1-0-1	2-0-2	0-0-0	0-0-0
CU	01/04/2025	4-0 W	DNP	0-1-1	0-0-0	0-0-0	0-0-0	0-0-0	DNP	0-0-0	0-0-0	1-0-1	0-1-1
UND	01/10/2025	4-1 W	DNP	0-1-1	0-0-0	0-0-0	1-0-1	0-0-0	0-0-0	0-0-0	1-0-1	DNP	DNP
UND	01/11/2025	3-4 Lot	0-0-0	0-1-1	0-0-0	0-0-0	2-0-2	0-0-0	0-0-0	0-0-0	0-0-0	DNP	DNP
at SCSU	01/17/2025	6-3 W	DNP	0-0-0	0-1-1	0-1-1	0-1-1	0-0-0	DNP	1-0-1	1-0-1	0-1-1	DNP
at SCSU	01/18/2025	5-3 W	DNP	1-1-2	0-0-0	0-0-0	1-3-4	0-0-0	DNP	0-0-0	0-1-1	1-0-1	DNP
CC	01/24/2025	4-1 W	0-0-0	0-0-0	0-0-0	0-1-1	0-2-2	0-0-0	DNP	0-0-0	DNP	0-1-1	1-0-1
CC	01/25/2025	4-5 L	DNP	0-1-1	0-0-0	0-0-0	0-2-2	0-0-0	DNP	0-0-0	DNP	0-0-0	0-0-0
at Miami	01/31/2025	7-1 W	0-0-0	0-0-0	0-1-1	0-2-2	1-3-4	0-1-1	DNP	DNP	1-0-1	0-0-0	0-0-0
at Miami	02/01/2025	4-1 W	0-0-0	0-1-1	0-0-0	0-0-0	0-0-0	DNP	DNP	DNP	0-0-0	0-1-1	0-1-1
Denver	02/07/2025	4-5 Lot	0-0-0	0-1-1	0-0-0	0-1-1	0-1-1	0-1-1	DNP	DNP	0-2-2	1-0-1	DNP
Denver	02/08/2025	6-5 Wot	0-0-0	0-1-1	0-0-0	0-1-1	0-1-1	0-1-1	DNP	DNP	0-0-0	0-2-2	DNP
at UMD	02/14/2025	2-3 Lot	0-0-0	0-0-0	0-0-0	0-0-0	1-0-1	0-0-0	DNP	DNP	0-0-0	0-0-0	DNP
at UMD	02/15/2025	3-3 ot	DNP	0-0-0	0-0-0	0-0-0	2-0-2	0-1-1	DNP	DNP	0-0-0	0-0-0	DNP
WMU	02/21/2025	5-3 W	0-0-0	0-0-0	0-1-1	0-1-1	0-0-0	0-0-0	0-0-0	DNP	0-1-1	2-0-2	DNP
WMU	02/22/2025	3-4 Lot	0-0-0	0-0-0	0-0-0	0-0-0	0-0-0	0-1-1	0-0-0	DNP	2-0-2	0-1-1	DNP
at UNO	02/28/2025	4-1 W	DNP	0-1-1	0-0-0	0-1-1	1-1-2	0-1-1	0-0-0	DNP	2-0-2	0-0-0	0-1-1
at UNO	03/01/2025	2-4 L	DNP	0-2-2	0-0-0	0-0-0	0-1-1	0-0-0	0-0-0	DNP	0-0-0	0-0-0	0-0-0
UMD	03/14/2025	4-3 W	0-0-0	0-1-1	0-0-0	0-0-0	0-1-1	1-0-1	0-0-0	DNP	0-0-0	0-1-1	0-0-0
UMD	03/15/2025	6-5 Wot	0-0-0	1-1-2	0-0-0	0-0-0	2-0-2	0-0-0	0-0-0	DNP	0-1-1	0-2-2	1-0-1

Opponent	Date	Score	16	18	23	25	29	31	37	43	51	53	61
			SZMAGA,ET	HYMOVITCH,	SCHIMEK,BE	SMOLEN,KYL	GORDON,COL	HOMER,GIBS	COURT,SAM	HELM,COLE	LUCIUS,CRU	ALEXANDER,	SILLINGER,
at USAFA	10/04/2024	8-1 W	0-0-0	0-1-1	3-1-4	2-0-2	1-0-1	0-0-0	0-0-0	0-0-0	0-1-1	DNP	0-0-0
at USAFA	10/05/2024	3-4 Lot	0-0-0	0-0-0	1-1-2	1-0-1	0-0-0	DNP	0-0-0	0-0-0	DNP	0-0-0	0-0-0
Mich	10/11/2024	1-4 L	0-0-0	0-0-0	0-0-0	0-0-0	0-0-0	0-0-0	0-0-0	DNP	DNP	0-0-0	0-0-0
Mich	10/12/2024	3-3 ot	0-0-0	0-0-0	0-1-1	0-0-0	0-0-0	0-0-0	0-0-0	DNP	DNP	0-0-0	0-2-2
at PROV	10/18/2024	1-4 L	0-0-0	0-0-0	0-1-1	0-0-0	0-0-0	0-0-0	0-0-0	DNP	DNP	0-0-0	0-0-0
at PROV	10/19/2024	1-2 L	0-0-0	0-0-0	0-0-0	0-0-0	0-0-0	DNP	0-0-0	DNP	DNP	0-0-0	0-0-0
at NMU	10/25/2024	3-1 W	0-0-0	0-0-0	1-0-1	0-0-0	DNP	DNP	0-0-0	DNP	DNP	0-0-0	0-2-2
at NMU	10/26/2024	2-0 W	0-0-0	0-0-0	0-1-1	0-1-1	DNP	0-0-0	0-1-1	DNP	DNP	0-0-0	0-0-0
at CC	11/08/2024	3-4 Lot	0-0-0	0-0-0	0-0-0	0-1-1	0-0-0	0-0-0	0-0-0	DNP	DNP	1-0-1	DNP
at CC	11/09/2024	1-3 L	0-0-0	1-0-1	DNP	0-1-1	0-0-0	DNP	0-0-0	DNP	DNP	0-0-0	DNP
UNO	11/15/2024	2-4 L	0-0-0	0-0-0	DNP	0-0-0	0-0-0	DNP	0-1-1	0-0-0	DNP	0-0-0	0-1-1
UNO	11/16/2024	3-2 W	DNP	1-0-1	0-0-0	0-2-2	0-0-0	DNP	0-0-0	DNP	DNP	1-1-2	0-0-0
at Denver	11/22/2024	3-2 W	DNP	0-0-0	1-0-1	0-1-1	0-0-0	DNP	0-0-0	DNP	DNP	0-2-2	0-1-1
at Denver	11/23/2024	5-2 W	DNP	0-1-1	1-1-2	0-1-1	0-0-0	DNP	0-0-0	DNP	DNP	0-1-1	0-2-2
UMD	12/06/2024	5-3 W	DNP	0-0-0	0-1-1	0-1-1	0-0-0	DNP	1-1-2	DNP	DNP	1-0-1	0-1-1
UMD	12/07/2024	3-2 Wot	DNP	0-0-0	0-0-0	1-0-1	0-0-0	DNP	0-1-1	DNP	DNP	0-0-0	0-0-0
RM	01/03/2025	7-3 W	DNP	0-1-1	0-3-3	0-2-2	0-0-0	DNP	0-0-0	DNP	DNP	DNP	0-0-0
CU	01/04/2025	4-0 W	DNP	DNP	0-1-1	0-0-0	0-0-0	0-0-0	1-1-2	DNP	DNP	DNP	1-1-2
UND	01/10/2025	4-1 W	DNP	DNP	0-1-1	1-1-2	0-0-0	0-0-0	0-0-0	DNP	0-1-1	DNP	0-2-2
UND	01/11/2025	3-4 Lot	DNP	0-0-0	1-0-1	0-0-0	0-0-0	DNP	0-0-0	DNP	0-1-1	DNP	0-2-2
at SCSU	01/17/2025	6-3 W	0-0-0	DNP	0-0-0	1-1-2	0-2-2	0-0-0	0-0-0	DNP	0-0-0	DNP	1-1-2
at SCSU	01/18/2025	5-3 W	0-0-0	DNP	0-1-1	0-2-2	0-0-0	0-0-0	0-0-0	DNP	0-0-0	DNP	1-1-2
CC	01/24/2025	4-1 W	1-0-1	DNP	0-1-1	1-0-1	1-0-1	DNP	0-1-1	DNP	0-0-0	0-1-1	0-0-0
CC	01/25/2025	4-5 L	0-0-0	DNP	0-0-0	0-0-0	0-0-0	0-0-0	0-0-0	DNP	0-0-0	0-0-0	0-1-1
at Miami	01/31/2025	7-1 W	0-1-1	DNP	1-1-2	0-1-1	1-0-1	DNP	0-0-0	DNP	0-1-1	0-0-0	1-2-3
at Miami	02/01/2025	4-1 W	0-1-1	DNP	0-2-2	1-0-1	0-0-0	DNP	1-0-1	DNP	1-0-1	0-0-0	0-1-1
Denver	02/07/2025	4-5 Lot	0-0-0	0-0-0	1-0-1	0-0-0	0-0-0	DNP	0-1-1	DNP	1-0-1	0-0-0	1-0-1
Denver	02/08/2025	6-5 Wot	0-0-0	DNP	2-0-2	1-0-1	0-0-0	0-0-0	0-0-0	DNP	0-2-2	0-0-0	2-0-2
at UMD	02/14/2025	2-3 Lot	0-0-0	DNP	0-1-1	0-1-1	0-0-0	DNP	0-0-0	DNP	0-0-0	0-0-0	1-1-2
at UMD	02/15/2025	3-3 ot	0-0-0	0-0-0	0-0-0	1-0-1	0-0-0	0-0-0	0-0-0	DNP	0-0-0	0-0-0	0-2-2
WMU	02/21/2025	5-3 W	0-0-0	DNP	1-0-1	1-1-2	0-0-0	DNP	0-0-0	DNP	0-0-0	0-0-0	0-1-1
WMU	02/22/2025	3-4 Lot	0-0-0	DNP	0-2-2	1-0-1	0-0-0	DNP	0-1-1	DNP	0-0-0	0-0-0	0-1-1
at UNO	02/28/2025	4-1 W	0-0-0	DNP	0-1-1	0-0-0	0-0-0	0-0-0	0-0-0	DNP	0-2-2	0-0-0	0-0-0
at UNO	03/01/2025	2-4 L	0-0-0	0-0-0	0-0-0	0-0-0	0-0-0	DNP	DNP	DNP	0-0-0	0-0-0	0-1-1
UMD	03/14/2025	4-3 W	0-0-0	DNP	1-1-2	0-1-1	DNP	DNP	0-0-0	DNP	0-0-0	0-0-0	0-1-1
UMD	03/15/2025	6-5 Wot	0-1-1	DNP	1-0-1	DNP	0-0-0	0-0-0	0-0-0	DNP	0-1-1	0-0-0	0-1-1

Opponent	Date	Score	74	82	89	92
			BOSER, BRAS	SCHOEN, CHA	ACHILLE, TO	KIRWAN, RYA
at USAFA	10/04/2024	8-1 W	0-0-0	DNP	DNP	0-1-1
at USAFA	10/05/2024	3-4 Lot	0-0-0	DNP	DNP	1-0-1
Mich	10/11/2024	1-4 L	0-0-0	DNP	0-0-0	0-0-0
Mich	10/12/2024	3-3 ot	0-0-0	DNP	0-0-0	0-0-0
at PROV	10/18/2024	1-4 L	0-0-0	DNP	0-0-0	1-0-1
at PROV	10/19/2024	1-2 L	0-0-0	DNP	0-0-0	1-0-1
at NMU	10/25/2024	3-1 W	0-0-0	0-0-0	DNP	1-0-1
at NMU	10/26/2024	2-0 W	0-0-0	DNP	DNP	2-0-2
at CC	11/08/2024	3-4 Lot	0-0-0	DNP	0-0-0	0-0-0
at CC	11/09/2024	1-3 L	0-0-0	DNP	0-0-0	0-0-0
UNO	11/15/2024	2-4 L	0-1-1	DNP	DNP	0-1-1
UNO	11/16/2024	3-2 W	0-0-0	DNP	DNP	0-1-1
at Denver	11/22/2024	3-2 W	0-0-0	DNP	DNP	0-0-0
at Denver	11/23/2024	5-2 W	0-0-0	DNP	DNP	0-0-0
UMD	12/06/2024	5-3 W	0-0-0	DNP	DNP	0-1-1
UMD	12/07/2024	3-2 Wot	0-0-0	DNP	DNP	1-0-1
RM	01/03/2025	7-3 W	0-0-0	1-0-1	DNP	3-0-3
CU	01/04/2025	4-0 W	0-0-0	0-0-0	DNP	1-1-2
UND	01/10/2025	4-1 W	1-0-1	0-0-0	0-0-0	0-1-1
UND	01/11/2025	3-4 Lot	0-0-0	0-0-0	0-0-0	0-0-0
at SCSU	01/17/2025	6-3 W	0-0-0	0-1-1	0-0-0	2-1-3
at SCSU	01/18/2025	5-3 W	0-0-0	0-0-0	0-0-0	1-0-1
CC	01/24/2025	4-1 W	0-0-0	0-0-0	DNP	0-1-1
CC	01/25/2025	4-5 L	0-1-1	2-1-3	DNP	2-2-4
at Miami	01/31/2025	7-1 W	0-1-1	0-0-0	DNP	2-0-2
at Miami	02/01/2025	4-1 W	1-0-1	0-0-0	DNP	0-0-0
Denver	02/07/2025	4-5 Lot	0-0-0	0-1-1	DNP	0-0-0
Denver	02/08/2025	6-5 Wot	0-0-0	0-0-0	0-0-0	1-0-1
at UMD	02/14/2025	2-3 Lot	0-1-1	0-0-0	0-0-0	0-0-0
at UMD	02/15/2025	3-3 ot	0-0-0	DNP	0-0-0	0-1-1
WMU	02/21/2025	5-3 W	0-0-0	DNP	0-0-0	1-0-1
WMU	02/22/2025	3-4 Lot	0-0-0	DNP	0-0-0	0-0-0
at UNO	02/28/2025	4-1 W	0-0-0	DNP	DNP	1-0-1
at UNO	03/01/2025	2-4 L	0-0-0	DNP	DNP	2-0-2
UMD	03/14/2025	4-3 W	0-0-0	1-0-1	DNP	1-0-1
UMD	03/15/2025	6-5 Wot	0-1-1	0-2-2	DNP	1-2-3

2024-25 TEAM GAME-BY-GAME

Date	Opponent	Score	G	A	PTS	SHOTS	SH%	+/-	PEN-MIN	PP	SH	EN	GW	GT	HAT	UA	BLK
10/04/2024	at Air Force	8-1	8	12	20	24	.333	+22	6-12	2	3	0	1	0	1	1	14
10/05/2024	at Air Force	3-4	3	6	9	35	.086	0	4-8	0	0	0	0	0	0	0	8
10/11/2024	Michigan	1-4	1	2	3	36	.028	-16	5-18	1	0	0	0	0	0	0	17
10/12/2024	Michigan	3-3	3	6	9	31	.097	-5	5-10	1	0	0	0	1	0	0	20
10/18/2024	at Providence	1-4	1	1	2	28	.036	-16	1-2	0	0	0	0	0	0	0	10
10/19/2024	at Providence	1-2	1	2	3	32	.031	-4	3-6	0	0	0	0	0	0	0	11
10/25/2024	at Northern Mich.	3-1	3	6	9	40	.075	+11	1-2	0	0	1	1	0	0	0	12
10/26/2024	at Northern Mich.	2-0	2	3	5	38	.053	+5	3-6	1	0	1	1	0	0	0	8
11/08/2024	at Colorado Col.	3-4	3	6	9	30	.100	-3	3-6	1	0	0	0	0	0	0	13
11/09/2024	at Colorado Col.	1-3	1	2	3	42	.024	-5	4-8	0	0	0	0	0	0	0	15
11/15/2024	Omaha	2-4	2	4	6	43	.047	-11	3-6	1	0	0	0	0	0	0	12
11/16/2024	Omaha	3-2	3	6	9	44	.068	+5	4-8	0	0	0	1	0	0	0	11
11/22/2024	at Denver	3-2	3	6	9	30	.100	+10	3-6	0	0	0	1	0	0	0	11
11/23/2024	at Denver	5-2	5	9	14	29	.172	+15	1-2	1	0	1	1	0	0	0	9
12/06/2024	Minn. Duluth	5-3	5	8	13	28	.179	+5	1-2	1	0	1	1	0	0	1	14
12/07/2024	Minn. Duluth	3-2	3	6	9	28	.107	+3	5-10	0	0	0	1	0	0	0	11
01/03/2025	Robert Morris	7-3	7	13	20	35	.200	+30	6-12	1	0	0	1	0	1	0	6
01/04/2025	Cornell	4-0	4	6	10	28	.143	+15	2-4	1	0	0	1	0	0	1	25
01/10/2025	North Dakota	4-1	4	7	11	31	.129	+10	2-4	1	0	0	1	0	0	0	16
01/11/2025	North Dakota	3-4	3	4	7	24	.125	-9	8-16	2	1	0	0	0	0	1	20
01/17/2025	at St. Cloud St.	6-3	6	10	16	28	.214	+15	5-10	1	0	1	1	0	0	0	16
01/18/2025	at St. Cloud St.	5-3	5	9	14	25	.200	-10	3-6	4	0	1	1	0	0	0	15
01/24/2025	Colorado Col.	4-1	4	8	12	29	.138	+9	4-8	1	1	0	1	0	0	0	15
01/25/2025	Colorado Col.	4-5	4	8	12	34	.118	-10	4-8	1	0	0	0	0	0	0	24
01/31/2025	at Miami (OH)	7-1	7	14	21	25	.280	+18	3-6	2	2	0	1	0	0	0	7
02/01/2025	at Miami (OH)	4-1	4	7	11	24	.167	+10	2-4	1	0	0	1	0	0	0	18
02/07/2025	Denver	4-5	4	8	12	27	.148	-7	3-6	1	0	0	0	0	0	0	20
02/08/2025	Denver	6-5	6	8	14	55	.109	+14	4-8	0	0	0	1	0	0	1	17
02/14/2025	at Minn. Duluth	2-3	2	4	6	25	.080	+2	3-6	1	0	0	0	0	0	0	7
02/15/2025	at Minn. Duluth	3-3	3	4	7	44	.068	-5	4-8	1	0	0	0	0	0	0	8
02/21/2025	Western Mich.	5-3	5	6	11	32	.156	+10	2-4	0	0	1	1	0	0	1	33
02/22/2025	Western Mich.	3-4	3	6	9	36	.083	-2	3-6	0	0	0	0	0	0	0	17
02/28/2025	at Omaha	4-1	4	8	12	39	.103	+15	4-8	1	0	0	1	0	0	0	7
03/01/2025	at Omaha	2-4	2	4	6	42	.048	-20	8-24	2	0	0	0	0	0	0	5
03/14/2025	Minn. Duluth	4-3	4	6	10	23	.174	+5	4-8	0	0	0	1	0	0	1	18
03/15/2025	Minn. Duluth	6-5	6	12	18	39	.154	+1	1-2	1	0	0	1	0	0	0	19
ASU			134	237	371	1183	.113	+107	127-270	31	7	7	21	1	2	7	509
Opponents			99	168	267	1098	.090	-119	119-282	17	3	5	13	1	3	3	423

TEAM PER-GAME

Games played	Shots per game	Goals per game	Assists per game	Points per game
36	32.86	3.72	6.58	10.31

Date	Opponent	Score	MINUTES	GA	GAAVG	SAVES	SAVES%	W	L	T	PP	SH	EN	PN	SO
10/04/2024	at Air Force	8-1	60:00	1	1.00	27	.964	1	0	0	0	0	0	0	0
10/05/2024	at Air Force	3-4	62:44	4	2.44	29	.918	0	1	0	1	0	0	0	0
10/11/2024	Michigan	1-4	60:00	4	2.96	30	.905	0	1	0	1	2	1	0	0
10/12/2024	Michigan	3-3	65:00	3	2.91	31	.907	0	0	1	0	0	0	0	0
10/18/2024	at Providence	1-4	60:00	4	3.12	23	.897	0	1	0	0	0	1	0	0
10/19/2024	at Providence	1-2	60:00	2	2.94	36	.907	0	1	0	0	0	0	0	0
10/25/2024	at Northern Mich.	3-1	60:00	1	2.67	16	.910	1	0	0	0	0	0	0	0
10/26/2024	at Northern Mich.	2-0	60:00	0	2.34	22	.918	1	0	0	0	0	0	0	0
11/08/2024	at Colorado Col.	3-4	61:44	4	2.51	17	.909	0	1	0	1	0	0	0	0
11/09/2024	at Colorado Col.	1-3	60:00	3	2.56	18	.905	0	1	0	1	0	1	0	0
11/15/2024	Omaha	2-4	60:00	4	2.69	19	.899	0	1	0	1	0	1	0	0
11/16/2024	Omaha	3-2	60:00	2	2.63	20	.900	1	0	0	0	0	0	0	0
11/22/2024	at Denver	3-2	60:00	2	2.58	30	.903	1	0	0	1	0	0	0	0
11/23/2024	at Denver	5-2	60:00	2	2.54	26	.905	1	0	0	1	0	0	0	0
12/06/2024	Minn. Duluth	5-3	60:00	3	2.57	35	.907	1	0	0	0	0	0	0	0
12/07/2024	Minn. Duluth	3-2	64:42	2	2.53	33	.909	1	0	0	0	0	0	0	0
01/03/2025	Robert Morris	7-3	60:00	3	2.55	22	.908	1	0	0	3	0	0	0	0
01/04/2025	Cornell	4-0	60:00	0	2.41	34	.914	1	0	0	0	0	0	0	0
01/10/2025	North Dakota	4-1	60:00	1	2.34	27	.917	1	0	0	0	1	0	0	0
01/11/2025	North Dakota	3-4	62:19	4	2.42	32	.915	0	1	0	1	0	0	0	0
01/17/2025	at St. Cloud St.	6-3	60:00	3	2.44	30	.915	1	0	0	1	0	0	0	0
01/18/2025	at St. Cloud St.	5-3	60:00	3	2.47	31	.914	1	0	0	0	0	0	0	0
01/24/2025	Colorado Col.	4-1	60:00	1	2.41	24	.916	1	0	0	0	0	0	0	0
01/25/2025	Colorado Col.	4-5	60:00	5	2.51	36	.914	0	1	0	0	0	0	0	0
01/31/2025	at Miami (OH)	7-1	60:00	1	2.45	20	.915	1	0	0	0	0	0	0	0
02/01/2025	at Miami (OH)	4-1	60:00	1	2.40	10	.915	1	0	0	0	0	0	0	0
02/07/2025	Denver	4-5	64:17	5	2.49	29	.912	0	1	0	0	0	0	0	0
02/08/2025	Denver	6-5	61:26	5	2.57	28	.910	1	0	0	2	0	0	0	0
02/14/2025	at Minn. Duluth	2-3	62:37	3	2.58	23	.909	0	1	0	2	0	0	0	0
02/15/2025	at Minn. Duluth	3-3	65:00	3	2.59	32	.909	0	0	1	0	0	0	0	0
02/21/2025	Western Mich.	5-3	60:00	3	2.60	39	.910	1	0	0	0	0	0	0	0
02/22/2025	Western Mich.	3-4	62:49	4	2.64	37	.910	0	1	0	0	0	0	0	0
02/28/2025	at Omaha	4-1	60:00	1	2.59	32	.912	1	0	0	1	0	0	0	0
03/01/2025	at Omaha	2-4	60:00	4	2.63	29	.911	0	1	0	0	0	1	0	0
03/14/2025	Minn. Duluth	4-3	60:00	3	2.64	28	.910	1	0	0	0	0	0	0	0
03/15/2025	Minn. Duluth	6-5	66:08	5	2.70	44	.910	1	0	0	0	0	0	0	0
ASU			2198:46	99	2.70	999	.910	21	13	2	17	3	5	0	0
Opponents			2198:46	134	3.66	1049	.887	13	21	2	31	7	7	0	2

2024-25 OPPONENT GAME-BY-GAME

Date	Opponent	Score	G	A	PTS	SHOTS	SH%	+/-	PEN-MIN	PP	SH	EN	GW	GT	HAT	UA	BLK
10/04/2024	at Air Force	8-1	1	1	2	28	.036	-25	2-4	0	0	0	0	0	0	0	14
10/05/2024	at Air Force	3-4	4	7	11	33	.121	+1	3-6	1	0	0	1	0	0	0	17
10/11/2024	Michigan	1-4	4	5	9	34	.118	+13	8-24	1	2	1	1	0	1	0	10
10/12/2024	Michigan	3-3	3	4	7	34	.088	+6	5-10	0	0	0	0	0	0	1	17
10/18/2024	at Providence	1-4	4	7	11	27	.148	+15	2-4	0	0	1	1	0	1	0	6
10/19/2024	at Providence	1-2	2	3	5	38	.053	+5	2-4	0	0	0	1	0	0	0	11
10/25/2024	at Northern Mich.	3-1	1	2	3	17	.059	-11	2-7	0	0	0	0	0	0	0	16
10/26/2024	at Northern Mich.	2-0	0	0	0	22	.000	-6	5-10	0	0	0	0	0	0	0	19
11/08/2024	at Colorado Col.	3-4	4	6	10	21	.190	+4	4-8	1	0	0	1	0	0	0	14
11/09/2024	at Colorado Col.	1-3	3	5	8	21	.143	+5	3-6	1	0	1	1	0	0	0	14
11/15/2024	Omaha	2-4	4	7	11	23	.174	+10	3-6	1	0	1	1	0	0	0	16
11/16/2024	Omaha	3-2	2	4	6	22	.091	-5	5-10	0	0	0	0	0	0	0	13
11/22/2024	at Denver	3-2	2	4	6	32	.063	-10	3-6	1	0	0	0	0	0	0	1
11/23/2024	at Denver	5-2	2	4	6	28	.071	-16	2-4	1	0	0	0	0	0	0	7
12/06/2024	Minn. Duluth	5-3	3	5	8	38	.079	-6	2-4	0	0	0	0	0	0	0	11
12/07/2024	Minn. Duluth	3-2	2	4	6	35	.057	-3	5-10	0	0	0	0	0	0	0	12
01/03/2025	Robert Morris	7-3	3	4	7	25	.120	-30	2-4	3	0	0	0	0	0	0	15
01/04/2025	Cornell	4-0	0	0	0	34	.000	-15	3-6	0	0	0	0	0	0	0	10
01/10/2025	North Dakota	4-1	1	1	2	28	.036	-11	4-8	0	1	0	0	0	0	0	14
01/11/2025	North Dakota	3-4	4	6	10	36	.111	+9	6-23	1	0	0	1	0	0	1	11
01/17/2025	at St. Cloud St.	6-3	3	5	8	33	.091	-16	2-4	1	0	0	0	0	0	0	5
01/18/2025	at St. Cloud St.	5-3	3	6	9	34	.088	+10	7-25	0	0	0	0	0	0	0	7
01/24/2025	Colorado Col.	4-1	1	2	3	25	.040	-10	2-4	0	0	0	0	0	0	0	14
01/25/2025	Colorado Col.	4-5	5	10	15	41	.122	+10	2-4	0	0	0	1	0	0	0	9
01/31/2025	at Miami (OH)	7-1	1	2	3	21	.048	-20	2-15	0	0	0	0	0	0	0	11
02/01/2025	at Miami (OH)	4-1	1	2	3	11	.091	-10	3-6	0	0	0	0	0	0	0	11
02/07/2025	Denver	4-5	5	8	13	34	.147	+8	3-6	0	0	0	1	0	0	0	10
02/08/2025	Denver	6-5	5	9	14	33	.152	-14	3-6	2	0	0	0	0	1	0	15
02/14/2025	at Minn. Duluth	2-3	3	6	9	26	.115	-2	1-2	2	0	0	1	0	0	0	12
02/15/2025	at Minn. Duluth	3-3	3	4	7	35	.086	+5	7-14	0	0	0	0	1	0	0	14
02/21/2025	Western Mich.	5-3	3	6	9	42	.071	-11	0-0	0	0	0	0	0	0	0	5
02/22/2025	Western Mich.	3-4	4	7	11	41	.098	+2	4-8	0	0	0	1	0	0	0	13
02/28/2025	at Omaha	4-1	1	2	3	33	.030	-15	1-2	1	0	0	0	0	0	0	3
03/01/2025	at Omaha	2-4	4	7	11	33	.121	+19	6-12	0	0	1	1	0	0	0	8
03/14/2025	Minn. Duluth	4-3	3	6	9	31	.097	-5	3-6	0	0	0	0	0	0	0	9
03/15/2025	Minn. Duluth	6-5	5	7	12	49	.102	0	2-4	0	0	0	0	0	0	1	29
Opponents			99	168	267	1098	.090	-119	119-282	17	3	5	13	1	3	3	423
ASU			134	237	371	1183	.113	+107	127-270	31	7	7	21	1	2	7	509

OPPONENT PER-GAME

Games played	Shots per game	Goals per game	Assists per game	Points per game
36	30.50	2.75	4.67	7.42

Date	Opponent	Score	MINUTES	GA	GAAVG	SAVES	SAVES%	W	L	T	PP	SH	EN	PN	SO
10/04/2024	at Air Force	8-1	60:00	8	8.00	16	.667	0	1	0	2	3	0	0	0
10/05/2024	at Air Force	3-4	62:44	3	5.38	32	.814	1	0	0	0	0	0	0	0
10/11/2024	Michigan	1-4	60:00	1	3.94	35	.874	1	0	0	1	0	0	0	0
10/12/2024	Michigan	3-3	65:00	3	3.63	28	.881	0	0	1	1	0	0	0	1
10/18/2024	at Providence	1-4	60:00	1	3.12	27	.896	1	0	0	0	0	0	0	0
10/19/2024	at Providence	1-2	60:00	1	2.77	31	.909	1	0	0	0	0	0	0	0
10/25/2024	at Northern Mich.	3-1	60:00	3	2.81	37	.912	0	1	0	0	0	1	0	0
10/26/2024	at Northern Mich.	2-0	60:00	2	2.71	36	.917	0	1	0	1	0	1	0	0
11/08/2024	at Colorado Col.	3-4	61:44	3	2.73	27	.915	1	0	0	1	0	0	0	0
11/09/2024	at Colorado Col.	1-3	60:00	1	2.56	41	.923	1	0	0	0	0	0	0	0
11/15/2024	Omaha	2-4	60:00	2	2.51	41	.926	1	0	0	1	0	0	0	0
11/16/2024	Omaha	3-2	60:00	3	2.55	41	.927	0	1	0	0	0	0	0	0
11/22/2024	at Denver	3-2	60:00	3	2.58	27	.925	0	1	0	0	0	0	0	0
11/23/2024	at Denver	5-2	60:00	5	2.75	24	.919	0	1	0	1	0	1	0	0
12/06/2024	Minn. Duluth	5-3	60:00	5	2.90	23	.914	0	1	0	1	0	1	0	0
12/07/2024	Minn. Duluth	3-2	64:42	3	2.89	25	.913	0	1	0	0	0	0	0	0
01/03/2025	Robert Morris	7-3	60:00	7	3.13	28	.906	0	1	0	1	0	0	0	0
01/04/2025	Cornell	4-0	60:00	4	3.18	24	.903	0	1	0	1	0	0	0	0
01/10/2025	North Dakota	4-1	60:00	4	3.22	27	.902	0	1	0	1	0	0	0	0
01/11/2025	North Dakota	3-4	62:19	3	3.21	21	.901	1	0	0	2	1	0	0	0
01/17/2025	at St. Cloud St.	6-3	60:00	6	3.34	22	.896	0	1	0	1	0	1	0	0
01/18/2025	at St. Cloud St.	5-3	60:00	5	3.41	20	.893	0	1	0	4	0	1	0	0
01/24/2025	Colorado Col.	4-1	60:00	4	3.44	25	.892	0	1	0	1	1	0	0	0
01/25/2025	Colorado Col.	4-5	60:00	4	3.46	30	.891	1	0	0	1	0	0	0	0
01/31/2025	at Miami (OH)	7-1	60:00	7	3.60	18	.886	0	1	0	2	2	0	0	0
02/01/2025	at Miami (OH)	4-1	60:00	4	3.62	20	.884	0	1	0	1	0	0	0	0
02/07/2025	Denver	4-5	64:17	4	3.62	23	.883	1	0	0	1	0	0	0	0
02/08/2025	Denver	6-5	61:26	6	3.70	49	.884	0	1	0	0	0	0	0	0
02/14/2025	at Minn. Duluth	2-3	62:37	2	3.64	23	.885	1	0	0	1	0	0	0	0
02/15/2025	at Minn. Duluth	3-3	65:00	3	3.61	41	.887	0	0	1	1	0	0	0	1
02/21/2025	Western Mich.	5-3	60:00	5	3.65	27	.885	0	1	0	0	0	1	0	0
02/22/2025	Western Mich.	3-4	62:49	3	3.63	33	.887	1	0	0	0	0	0	0	0
02/28/2025	at Omaha	4-1	60:00	4	3.64	35	.887	0	1	0	1	0	0	0	0
03/01/2025	at Omaha	2-4	60:00	2	3.59	40	.889	1	0	0	2	0	0	0	0
03/14/2025	Minn. Duluth	4-3	60:00	4	3.60	19	.888	0	1	0	0	0	0	0	0
03/15/2025	Minn. Duluth	6-5	66:08	6	3.66	33	.887	0	1	0	1	0	0	0	0
Opponents			2198:46	134	3.66	1049	.887	13	21	2	31	7	7	0	2
ASU			2198:46	99	2.70	999	.910	21	13	2	17	3	5	0	0

2024-25 GAME RESULTS



2024-25 Arizona St. Men's Ice Hockey
Game Results
All games

Page 1/1
as of Mar 16, 2025

Team Results

	Date	Opponent		Score	Shots	Overall	Conf	Time	Att.	Goalie of record
	10/04/2024	at Air Force	W	8-1	24/28	1-0-0	0-0-0	2:43	2078	HOMER, Gibson
	10/05/2024	at Air Force	Lot	3-4	35/33	1-1-0	0-0-0	3:15	1626	PAVICICH, Luke
	10/11/2024	Michigan	L	1-4	36/34	1-2-0	0-0-0	1:21	5156	HOMER, Gibson
	10/12/2024	Michigan	Tot	3-3	31/34	1-2-1	0-0-0	2:52	5354	HOMER, Gibson
	10/18/2024	at Providence	L	1-4	28/27	1-3-1	0-0-0	2:37	3030	HOMER, Gibson
	10/19/2024	at Providence	L	1-2	32/38	1-4-1	0-0-0	2:28	2360	PAVICICH, Luke
	10/25/2024	at Northern Mich.	W	3-1	40/17	2-4-1	0-0-0	2:55	2576	PAVICICH, Luke
	10/26/2024	at Northern Mich.	W	2-0	38/22	3-4-1	0-0-0	3:09	2772	HOMER, Gibson
*	11/08/2024	at Colorado Col.	Lot	3-4	30/21	3-5-1	0-1-0	3:07	3650	HOMER, Gibson
*	11/09/2024	at Colorado Col.	L	1-3	42/21	3-6-1	0-2-0	2:50	3710	PAVICICH, Luke
*	11/15/2024	Omaha	L	2-4	43/23	3-7-1	0-3-0	2:51	5157	PAVICICH, Luke
*	11/16/2024	Omaha	W	3-2	44/22	4-7-1	1-3-0	2:39	5025	PAVICICH, Luke
*	11/22/2024	at Denver	W	3-2	30/32	5-7-1	2-3-0	2:45	6304	PAVICICH, Luke
*	11/23/2024	at Denver	W	5-2	29/28	6-7-1	3-3-0	2:38	6490	PAVICICH, Luke
*	12/06/2024	Minn. Duluth	W	5-3	28/38	7-7-1	4-3-0	3:01	5017	PAVICICH, Luke
*	12/07/2024	Minn. Duluth	Wot	3-2	28/35	8-7-1	5-3-0	3:00	5009	PAVICICH, Luke
	01/03/2025	Robert Morris	W	7-3	35/25	9-7-1	5-3-0	2:44	4182	PAVICICH, Luke
	01/04/2025	Cornell	W	4-0	28/34	10-7-1	5-3-0	2:46	4340	HOMER, Gibson
*	01/10/2025	North Dakota	W	4-1	31/28	11-7-1	6-3-0	2:45	5174	HOMER, Gibson
*	01/11/2025	North Dakota	Lot	3-4	24/36	11-8-1	6-4-0	3:01	5205	PAVICICH, Luke
*	01/17/2025	at St. Cloud St.	W	6-3	28/33	12-8-1	7-4-0	2:28	3245	HOMER, Gibson
*	01/18/2025	at St. Cloud St.	W	5-3	25/34	13-8-1	8-4-0	2:44	3697	HOMER, Gibson
*	01/24/2025	Colorado Col.	W	4-1	29/25	14-8-1	9-4-0	2:43	5150	PAVICICH, Luke
*	01/25/2025	Colorado Col.	L	4-5	34/41	14-9-1	9-5-0	2:46	5160	HOMER, Gibson
*	01/31/2025	at Miami (OH)	W	7-1	25/21	15-9-1	10-5-0	2:41	2303	PAVICICH, Luke
*	02/01/2025	at Miami (OH)	W	4-1	24/11	16-9-1	11-5-0	2:47	2257	PAVICICH, Luke
*	02/07/2025	Denver	Lot	4-5	27/34	16-10-1	11-6-0	2:56	5215	PAVICICH, Luke
*	02/08/2025	Denver	Wot	6-5	55/33	17-10-1	12-6-0	2:56	5191	PAVICICH, Luke
*	02/14/2025	at Minn. Duluth	Lot	2-3	25/26	17-11-1	12-7-0	2:35	5579	PAVICICH, Luke
*	02/15/2025	at Minn. Duluth	Tot	3-3	44/35	17-11-2	12-7-1	2:53	5701	HOMER, Gibson
*	02/21/2025	Western Mich.	W	5-3	32/42	18-11-2	13-7-1	2:44	5323	PAVICICH, Luke
*	02/22/2025	Western Mich.	Lot	3-4	36/41	18-12-2	13-8-1	2:52	5250	PAVICICH, Luke
*	02/28/2025	at Omaha	W	4-1	39/33	19-12-2	14-8-1	2:33	7802	HOMER, Gibson
*	03/01/2025	at Omaha	L	2-4	42/33	19-13-2	14-9-1	2:59	7802	HOMER, Gibson
	03/14/2025	Minn. Duluth	W	4-3	23/31	20-13-2	14-9-1	2:43	5236	PAVICICH, Luke
	03/15/2025	Minn. Duluth	Wot	6-5	39/49	21-13-2	14-9-1	3:12	5182	HOMER, Gibson

Team Record	W-L-T	Attendance	Dates	Total	Avg.
Overall:	21-13-2	Total:	36	164308	4564
Conference:	14-9-1	Home:	18	91326	5074
Home:	11-6-1	Away:	18	72982	4055
Away:	10-7-1	Neutral:	0	0	0
Neutral:	0-0-0				
Overtime:	3-6-2				

2024-25 INDIVIDUAL STATISTICS



2024-25 Arizona St. Men's Ice Hockey
Overall Individual Statistics
All games

Page 1/2
as of Mar 16, 2025

Game Records

Overall		Conference				Home				Away				Neutral			
21 - 13 - 2		14 - 9 - 1				11 - 6 - 1				10 - 7 - 1				0 - 0 - 0			

		Shots						Penalties					Goals									
#	Player	GP	G	A	PTS	SH	SH%	+/-	PEN-MIN	MIN	MAJ	OTH	PP	SH	FG	GW	GT	OT	HT	PN	UA	BLK
92	Kirwan, Ryan	36	25	13	38	175	.143	+7	3-6	3	0	0	7	0	4	5	0	1	1	0	1	13
61	Sillinger, Lukas	34	8	30	38	54	.148	+9	6-12	6	0	0	1	0	1	0	0	0	0	0	1	21
8	Shlaine, Artem	30	16	21	37	77	.208	+11	4-16	3	0	1	3	2	2	2	0	0	0	0	1	10
23	Schimek, Bennett	34	15	22	37	92	.163	+7	2-4	2	0	0	3	3	3	2	0	1	1	0	1	13
2	Beck, Noah	36	5	27	32	63	.079	+13	14-28	14	0	0	4	0	0	0	0	0	0	0	0	42
25	Smolen, Kyle	35	12	18	30	67	.179	+12	11-22	11	0	0	5	1	3	1	0	1	0	0	1	30
14	Jackson, Ty	34	8	16	24	53	.151	+3	9-18	9	0	0	3	0	3	2	0	0	0	0	0	16
12	Potter, Cullen	34	13	9	22	116	.112	0	3-6	3	0	0	2	0	3	1	1	0	0	0	0	10
15	Jackson, Dylan	24	7	9	16	46	.152	+3	5-10	5	0	0	0	0	1	2	0	0	0	0	0	13
9	Dowd, Anthony	36	2	11	13	39	.051	+13	5-10	5	0	0	1	0	0	1	0	0	0	0	0	25
37	Court, Sam	35	3	8	11	65	.046	+2	7-14	7	0	0	1	0	0	1	0	0	0	0	1	38
7	Kjellberg, Joel	32	0	11	11	26	.000	+7	6-12	6	0	0	0	0	0	0	0	0	0	0	0	36
51	Lucius, Cruz	18	2	8	10	36	.056	-6	7-14	7	0	0	1	0	1	0	0	0	0	0	0	7
82	Schoen, Charlie	16	4	5	9	31	.129	+9	2-4	2	0	0	0	0	0	0	0	0	0	0	1	3
53	Alexander, Ryan	30	3	5	8	43	.070	+11	3-6	3	0	0	0	0	0	0	0	0	0	0	0	10
11	Eckerle, Benji	24	3	4	7	30	.100	0	6-12	6	0	0	0	0	0	1	0	0	0	0	0	23
74	Boser, Brasen	36	2	5	7	58	.034	+5	4-8	4	0	0	0	0	0	1	0	0	0	0	0	60
29	Gordon, Cole	33	3	2	5	25	.120	-4	1-2	1	0	0	0	0	2	0	0	0	0	0	0	9
18	Hymovitch, David	21	2	3	5	15	.133	+1	0-0	0	0	0	0	0	0	1	0	0	0	0	0	2
16	Szmagaj, Ethan	27	1	3	4	17	.059	-1	0-0	0	0	0	0	1	0	1	0	0	0	0	0	29
5	Murchison, Ty	36	0	4	4	38	.000	+7	20-48	19	0	1	0	0	0	0	0	0	0	0	0	91
10	Ness, Tucker	19	0	2	2	11	.000	+1	3-6	3	0	0	0	0	0	0	0	0	0	0	0	5
43	Helm, Cole	3	0	1	1	0	.000	+1	1-2	1	0	0	0	0	0	0	0	0	0	0	0	1
89	Achille, Tony	15	0	0	0	6	.000	-4	1-2	1	0	0	0	0	0	0	0	0	0	0	0	2
31	Homer, Gibson	16	0	0	0	0	.000	0	0-0	0	0	0	0	0	0	0	0	0	0	0	0	0
1	Pavicich, Luke	22	0	0	0	0	.000	0	0-0	0	0	0	0	0	0	0	0	0	0	0	0	0
TM	TEAM	36	0	0	0	0	.000	0	4-8	0	0	0	0	0	0	0	0	0	0	0	0	0
Totals		36	134	237	371	1183	.113	+107	127-270	125	0	2	31	7	23	21	1	3	2	0	7	509
Opponents		36	99	168	267	1098	.090	-116	119-282	111	4	4	17	3	12	13	1	6	3	0	3	423

		Goal Average			Saves		Record				Goals Allowed					
#	Player	GP-GS	MINUTES	GA	AVG	SAVES	PCT	W	L	T	SHO	PP	SH	EN	PEN	SOG
31	Homer, Gibson	16-15	937:08	40	2.56	452	.919	8	5	2	2	6	2	3	0	0
1	Pavicich, Luke	22-21	1242:22	54	2.61	538	.909	13	8	0	0	11	0	2	0	0
TM	EMPTY NET	-	19:16	5	15.57	9	.643	0	0	0	0	0	1	0	0	0
Totals		36	2198:46	99	2.70	999	.910	21	13	2	2	17	3	5	0	0
Opponents		36	2198:46	134	3.66	1049	.887	13	21	2	0	31	7	7	0	2

2024-25 BOX SCORES

Game 1



2024-25 Men's Ice Hockey
Box Score Report
Oct 04, 2024, Start time: 07:05 PM, Cadel Ice Arena, USAF Academy, Colorado
Attendance: 2078

Game duration: 2:25

ARIZONA ST. (1-0-0)

VS

AIR FORCE (0-1-0)

Box score

Prd	Time	Team	Scored by	Assists	Visitors on ice	Home on ice
1	1st 12:30	ASU	SH	Bennett Schimek/1		G31, 16, 5, 23, 53
2	1st 15:57	ASU	EV	Dylan Jackson/1	Ty Jackson/1 Noah Beck/1	G31, 2, 37, 61, 15, 14
3	2nd 05:26	ASU	SH	Bennett Schimek/2	Noah Beck/2	G31, 7, 2, 23, 53
4	2nd 08:16	AF	EV	Clayton Cosentino/1	Nolan Cunningham/1	G31, 7, 74, 61, 15, 14
5	2nd 15:20	ASU	SH	Kyle Smolen/1	Benji Eckerle/1 Joel Kjellberg/1	G31, 7, 5, 11, 25
6	3rd 00:28	ASU	EV	Cullen Potter/1	Bennett Schimek/1	G31, 9, 2, 92, 23, 12
7	3rd 02:39	ASU	PP	Kyle Smolen/2	Noah Beck/3 Dylan Jackson/1	G31, 9, 2, 15, 25, 14
8	3rd 18:44	ASU	PP	Bennett Schimek/3	Ryan Kirwan/1 Lukas Sillinger/1	G31, 37, 92, 61, 23, 12
9	3rd 19:22	ASU	EV	Cole Gordon/1	David Hymovitch/1 Cole Helm/1	G31, 7, 74, 18, 43, 29

Goals by period

Team	1	2	3	Tot
ASU	2	2	4	8
AF	0	1	0	1

Shots by period

Team	1	2	3	Tot
ASU	9	4	11	24
AF	7	12	9	28

Power play goals-ATT (SH)

Period	ASU	AF
1st	0-0(0)	0-2(1)
2nd	0-0(0)	0-3(7)
3rd	2-2(4)	0-1(1)
Total	2-2(4)	0-6(9)

Team summary

#	Player	G	A	P	PM	BL	SH	±
2	Noah Beck	0	3	3	0	0	3	3
5	Ty Murchison	0	0	0	0	2	0	2
7	Joel Kjellberg	0	1	1	2	0	2	2
8	Anthony Dowd	0	0	0	0	0	0	1
11	Benji Eckerle	0	1	1	0	0	0	1
12	Cullen Potter	0	1	1	0	0	2	1
14	Ty Jackson	0	1	1	2	0	4	0
15	Dylan Jackson	1	2	0	3	1	0	1
16	Ethan Szmajag	0	0	0	0	3	0	1
18	David Hymovitch	0	1	1	0	0	0	1
23	Bennett Schimek	3	4	0	0	5	3	3
25	Kyle Smolen	2	0	2	2	1	2	1
29	Cole Gordon	1	0	1	0	0	1	1
31	Gibson Homer	0	0	0	0	0	0	0
37	Sam Court	0	0	0	0	1	1	1
43	Cole Helm	0	1	1	2	0	0	1
61	Ryan Alexander	0	0	0	2	0	0	2
63	Lukas Sillinger	0	1	1	2	0	0	0
74	Brasen Boser	0	0	0	0	1	0	0
82	Ryan Kirwan	0	1	1	0	0	3	1
1	Luke Pavlich	0	0	0	0	0	0	0
30	Chase Hamm	0	0	0	0	0	0	0
Total		8	12	20	12	14	24	22

Falcons

#	Player	G	A	P	PM	BL	SH	±
1	Guy Blessing	0	0	0	0	0	0	0
2	Beau Jarzig	0	0	0	0	0	0	-1
3	Ren Morque	0	0	0	0	0	1	0
8	Ethan Ullrich	0	0	0	0	0	2	-1
10	Austin Schwartz	0	0	0	0	0	2	0
12	James Callahan	0	0	0	0	0	1	-2
13	Mason McCormick	0	0	0	2	3	-2	-2
14	Will Dawson	0	0	0	2	1	0	0
15	Owen Dubois	0	0	0	0	0	0	-1
17	Michael Kaddeck	0	0	0	0	0	1	-1
18	Holt Oliphant	0	0	0	0	0	0	-2
20	Nolan Cunningham	0	1	1	0	0	0	0
22	Chris Hedden	0	0	0	0	0	2	-3
26	Clayton Cosentino	1	0	1	0	1	-1	-3
27	Sam Stitz	0	0	0	0	0	1	-1
28	Michell Digby	0	0	0	0	0	1	-1
35	Carter Clifton	0	0	0	0	0	0	0
44	Will Staring	0	0	0	0	0	3	1
48	Nick Remissong	0	0	0	0	0	2	-2
64	Brendan Gibbons	0	0	0	0	0	5	-3
82	Andrew DeCarlo	0	0	0	0	0	0	-3
30	Dominik West	0	0	0	0	0	0	0
Total		1	1	2	4	14	28	-25

Penalty minutes

Period	ASU	AF
1st	2-4	0-0
2nd	3-6	0-0
3rd	1-2	2-4
Total	6-12	2-4

Three stars

Officials

Referee: Michael Sheehan
Referee: Matthew Hallcock
Linesman: Brendan Gormely
Linesman: Seth Mukai

Referee's Signature _____



Game 3



2024-25 Men's Ice Hockey
Box Score Report
Oct 11, 2024, Start time: 03:30 PM, Mullet Arena, Tempe, Arizona
Attendance: 5156

Game duration: 20:48

MICHIGAN (2-1-0)

VS

ARIZONA ST. (1-2-0)

Box score

Prd	Time	Team	Scored by	Assists	Visitors on ice	Home on ice
1	1st 16:17	Michigan	EV	Garrett Schickly/5	Josh Eernisse/2	G1, 27, 15, 17, 6, 13
2	2nd 05:45	Michigan	SH	Garrett Schickly/6	Jackson-Hallum/2	G1, 73, 5, 17, 21
3	2nd 03:20	Michigan	PP	Michael Hage/3	T.J. Hughes/3 Tim Lovell/2	G1, 27, 8, 19, 94, 13
4	3rd 14:29	Arizona St	PP	Ty Jackson/2	Dylan Jackson/4 Noah Beck/7	G1, 63, 5, 22, 21
5	3rd 18:40	Michigan	SH, EN	Garrett Schickly/7	Mark Etsap/2	G1, 5, 73, 17, 94

Goals by period

Team	1	2	3	Tot
Michigan	1	2	1	4
Arizona St	0	0	1	1

Shots by period

Team	1	2	3	Tot
Michigan	13	11	10	34
Arizona St	12	9	15	36

Team summary

#	Player	G	A	P	PM	BL	SH	±
1	Logan Stein	0	0	0	0	0	0	0
3	Hunter Hady	0	0	0	0	0	0	0
5	Tyler Duke	0	0	0	0	2	1	2
6	Josh Eernisse	0	0	0	1	12	0	0
7	Dakota Rheasume-Mullen	0	0	0	0	1	1	0
8	William Whitelaw	0	0	0	0	0	0	0
9	Nick Moldenhauer	0	0	0	0	1	1	0
13	T.J. Hughes	0	0	0	0	2	2	1
15	Jacob Truscott	0	0	0	2	1	2	1
17	Garrett Schickly	3	0	3	0	0	5	3
19	Michael Hage	1	0	0	0	1	0	0
21	Jackson Hallum	0	0	0	0	0	1	0
22	Philippe Lapointe	0	0	0	0	0	0	0
24	Christian Humphreys	0	0	0	0	0	0	0
26	Tim Lovell	0	0	0	1	4	1	1
33	Kieran Draper	0	0	0	0	0	2	0
63	Lucia Fantilli	0	0	0	0	0	0	0
70	Ethan Edwards	0	0	0	0	0	0	0
91	Evan Werner	0	0	0	0	1	2	0
96	Mark Etsap	0	0	0	0	0	3	1
31	Cameron Korpi	0	0	0	0	0	0	0
39	Andrew Albano	0	0	0	0	0	0	0
Total		4	5	9	24	10	34	13

Power play goals-ATT (SH)

Period	Michigan	Arizona St
1st	0-0(0)	0-0(0)
2nd	1-2(1)	0-2(0)
3rd	0-0(0)	1-0(7)
Total	1-2(1)	1-0(7)

Penalty minutes

Period	Michigan	Arizona St
1st	1-2	0-0
2nd	1-2	2-4
3rd	0-0	3-14
Total	2-4	5-18

Three stars

Officials

Referee: Nathan Weller
Referee: Stan Szczurek
Linesman: Chris Zorzi
Linesman: Mike Sarter

Goalenders

#	Player	Min	GA	1	2	3	Saves
1	Logan Stein	60:00	1	12	9	14	35
Win - Logan Stein (2-1-0)							
TM	EMPTY NET	01:59	1	0	0	0	30
Loss - Gibson Homer (1-2-0)							

Referee's Signature _____



Game 2



2024-25 Men's Ice Hockey
Box Score Report
Oct 05, 2024, Start time: 07:05 PM, Cadel Ice Arena, USAF Academy, Colorado
Attendance: 1626

Game duration: 2:22

ARIZONA ST. (1-1-0)

VS

AIR FORCE (1-1-0)

Box score

Prd	Time	Team	Scored by	Assists	Visitors on ice	Home on ice
1	1st 00:27	ASU	EV	Bennett Schimek/4	Noah Beck/4 Cullen Potter/1	G1, 9, 2, 23, 12, 29
2	1st 05:31	ASU	EV	Kyle Smolen/3	Noah Beck/5 Dylan Jackson/2	G1, 9, 2, 15, 25, 14
3	1st 18:59	AF	EV	Brendan Gibbons/1	Mason McCormick/1 Austin Schwartz/1	G1, 7, 5, 92, 23, 12
4	2nd 09:24	AF	EV	Clayton Cosentino/2	Nick Remissong/1	G1, 16, 37, 92, 15, 14
5	3rd 19:02	ASU	EV	Ryan Kirwan/1	Bennett Schimek/2 Anthony Dowd/1	G1, 7, 5, 92, 23, 12
6	3rd 19:33	AF	EA	Brendan Gibbons/2	Mason McCormick/2 Clayton Cosentino/1	G1, 16, 7, 11, 23, 25
7	OT1 02:44	AF	PP	Clayton Cosentino/3	Nick Remissong/2 Chris Hedden/1	G1, 16, 5, 25

Goals by period

Team	1	2	3	OT1	Tot
ASU	2	0	1	0	3
AF	1	1	1	1	4

Shots by period

Team	1	2	3	OT1	Tot
ASU	15	6	13	1	35
AF	5	19	8	1	33

Power play goals-ATT (SH)

Period	ASU	AF
1st	0-1(1)	0-0(0)
2nd	0-0(0)	0-2(4)
3rd	0-0(0)	1-1(1)
OT1	0-0(0)	1-1(1)
Total	0-3(1)	1-4(6)

Team summary

#	Player	G	A	P	PM	BL	SH	±
1	Luke Pavlich	0	0	0	0	0	0	0
2	Noah Beck	0	2	2	0	0	2	0
3	Ty Murchison	0	0	0	0	2	0	0
7	Joel Kjellberg	0	0	0	0	1	1	0
8	Anthony Dowd	0	1	1	0	0	1	2
11	Benji Eckerle	0	0	0	0	0	2	-1
12	Cullen Potter	0	1	1	2	0	6	1
14	Ty Jackson	0	0	0	0	0	1	0
15	Dylan Jackson	0	1	1	0	0	0	0
16	Ethan Szmajag	0	0	0	0	0	0	-2
18	Holt Oliphant	0	0	0	0	1	0	0
23	Bennett Schimek	1	1	2	2	1	0	0
25	Kyle Smolen	1	0	1	2	4	0	0
29	Cole Gordon	0	0	0	0	0	0	1
37	Sam Court	0	0	0	0	0	6	-1
43	Cole Helm	0	0	0	0	0	0	0
53	Ryan Alexander	0	0	0	0	0	1	0
61	Lukas Sillinger	0	0	0	0	2	0	0
74	Brasen Boser	0	0	0	0	2	0	0
82	Ryan Kirwan	1	0	1	2	0	5	-1
30	Chase Hamm	0	0	0	0	0	0	0
31	Gibson Homer	0	0	0	0	0	0	0
Total		3	6	9	8	8	35	0

Penalty minutes

Period	ASU	AF
1st	0-0	1-2
2nd	3-6	2-4
3rd	0-0	0-0
1OT	1-2	0-0
Total	4-8	3-6

2024-25 Sun Devil Hockey Game Notes

2024-25 BOX SCORES

Game 5



2024-25 Men's Ice Hockey
Box Score Report

Oct 18, 2024, Start time: 07:00 PM, Schneider Arena, Providence, Rhode Island
Attendance: 3030

Game duration: 2:17

ARIZONA ST. (1-3-1)

VS

PROVIDENCE (1-1-0)

Box score

Prd	Time	Team	Scored by	Assists	Visitors on ice	Home on ice
1	1st 03:37	PC	EV Tanner Adams#1	Hudson Malinoski#1	G31, 7, 5, 89, 18, 29	G35, 23, 6, 12, 19, 9
2	1st 13:02	PC	EV Tanner Adams#2	Nick Poisson#1 Taige Harding#1	G31, 7, 2, 92, 23, 12	G35, 2, 23, 12, 19, 10
3	2nd 10:05	PC	EV Logan Will#1	Austen May#1 Will Elger#1	G31, 9, 74, 92, 23, 12	G35, 24, 27, 21, 15, 10
4	3rd 04:52	ASU	EV Ryan Kirwan#2	Bennett Schimek#4 Chase Yoder#1 Nick Poisson#2	G31, 9, 37, 92, 23, 12 G35, 2, 23, 20, 11, 17	2, 92, 61, 23, 25, 12 G35, 2, 4, 12, 19, 17
5	3rd 18:00	PC	EN Tanner Adams#3			

Goals by period

Team	1	2	3	Tot
ASU	0	0	1	1
PC	2	1	1	4

Shots by period

Team	1	2	3	Tot
ASU	9	6	13	28
PC	12	7	8	27

Team summary

#	Player	G	A	P	PM	BL	SH	+	-
1	Noah Beck	0	0	0	0	2	1	-2	
2	Ty Murchison	0	0	0	2	0	0	-1	
3	Joel Kurlberg	0	0	0	0	0	0	-1	
9	Anthony Dowd	0	0	0	0	2	0	-1	
11	Benji Eckerle	0	0	0	0	5	0	-1	
12	Cullen Potter	0	0	0	0	2	2	-2	
14	Ty Jackson	0	0	0	0	2	0	-1	
15	Dylan Jackson	0	0	0	0	2	0	-1	
16	Ethan Szmagaj	0	0	0	0	2	0	-1	
18	David Hymovitch	0	0	0	0	2	1	-1	
23	Bennett Schimek	0	1	1	0	0	1	-1	
25	Kyle Smolen	0	0	0	0	1	1	-1	
29	Cole Gordon	0	0	0	0	0	0	-1	
31	Gibson Homer	0	0	0	0	0	0	-1	
37	Sam Court	0	0	0	0	0	2	-1	
53	Ryan Alexander	0	0	0	0	0	2	-1	
61	Lukas Sillinger	0	0	0	0	0	1	-1	
74	Brasen Boser	0	0	0	0	0	1	-1	
89	Tony Achille	0	0	0	0	0	0	-1	
92	Ryan Kirwan	1	0	1	0	0	5	-2	
1	Luke Pavlich								dnp
30	Chase Hamm								dnp
Totals:		1	1	2	2	10	28	-16	

#	Player	G	A	P	PM	BL	SH	+	-
2	Thomas Machu	0	0	0	0	2	1	-1	
3	Guillaume Richard	0	0	0	0	1	0	-1	
6	Alexander Bales	0	0	0	0	0	3	-1	
9	Bradlen Clark	0	1	1	0	0	1	-1	
9	Hudson Malinoski	0	1	1	0	0	2	-1	
10	Logan Will	1	0	1	0	0	2	-2	
11	Graham Gamache	0	0	0	0	0	1	-1	
12	Nick Poisson	0	2	2	0	0	1	-3	
15	Will Elger	0	1	1	0	0	0	-1	
18	Trevor Connolly	0	0	0	2	0	2	-2	
27	Chase Yoder	0	1	1	0	0	2	-2	
19	Tanner Adams	3	0	3	0	0	5	-3	
20	Logan Sawyer	0	0	0	0	0	1	-1	
21	John Mustard	0	0	0	0	0	1	-1	
23	Andrew Centrella	0	0	0	2	0	0	-1	
34	Austen May	0	1	1	0	0	2	-1	
25	Connor Kelley	0	0	0	0	0	0	-1	
27	Tagge Harding	0	1	1	0	0	2	-1	
35	Philip Svedebäck	0	0	0	0	0	0	-1	
38	Ryan O'Reilly	0	0	0	0	0	1	-1	
1	John Driscoll								dnp
29	Zachary Borgeil								dnp
Totals:		4	7	11	4	6	27	-15	

Power play goals-ATT (SH)

Period	ASU	PC
1st	0-1(1)	0-0(0)
2nd	0-0(1)	0-1(1)
3rd	0-1(0)	0-0(0)
Total	0-2(2)	0-1(1)

Penalty minutes

Period	ASU	PC
1st	0-0	1-2
2nd	1-2	1-2
3rd	0-0	0-0
Total	1-2	2-4

Three stars

1. Tanner Adams
2. Logan Will
3. Philip Svedebäck

Referee: Jim Curtin
Referee: Jeremy Tullis
Linesman: Nick Brigrani
Linesman: Connor Foley

Goaltenders

#	Player	Min	GA	1	2	3	Saves
31	Gibson Homer	59:12	3	10	6	7	23
TM	EMPTY NET	00:48	1	0	0	0	0
Loss - Gibson Homer (1-2-1)							

#	Player	Min	GA	1	2	3	Saves
35	Philip Svedebäck	60:00	1	9	6	12	27
Win - Philip Svedebäck (1-1-0)							

Referee's Signature



Game 7



2024-25 Men's Ice Hockey
Box Score Report

Oct 25, 2024, Start time: 07:07 PM, Berry Events Center, Marquette, Michigan
Attendance: 2576

Game duration: 2:32

ARIZONA ST. (2-4-1)

VS

NORTHERN MICH. (1-4-0)

Box score

Prd	Time	Team	Scored by	Assists	Visitors on ice	Home on ice
1	1st 12:50	ASU	EV Bennett Schimek#5	Lukas Sillinger#4 Noah Beck#9	G1, 2, 10, 61, 23, 12	G30, 5, 3, 18, 11, 19
2	1st 17:05	NMU	EV Anthony Clithe#2	Tyran Ewart#3 Danny Ciccarelli#1	G1, 37, 74, 92, 15, 14	G30, 20, 6, 24, 28, 27
3	3rd 16:59	ASU	EA Ryan Kirwan#4	Dylan Jackson#5 Lukas Sillinger#5	37, 5, 92, 61, 15, 14	G30, 6, 8, 24, 29, 27
4	3rd 19:53	ASU	EN Benji Eckerle#1	Artem Shialine#1 Ty Murchison#1	G1, 2, 5, 11, 18, 8	6, 32, 17, 14, 19, 27

Goals by period

Team	1	2	3	Tot
ASU	1	0	2	3
NMU	1	0	0	1

Shots by period

Team	1	2	3	Tot
ASU	10	14	16	40
NMU	7	4	6	17

Team summary

#	Player	G	A	P	PM	BL	SH	+	-
1	Luke Pavlich	0	1	0	0	0	0	-1	
2	Noah Beck	0	1	0	0	0	2	-1	
5	Ty Murchison	0	1	0	0	2	2	-1	
8	Artem Shialine	0	1	0	0	0	1	-1	
9	Anthony Dowd	0	0	0	0	1	0	-1	
10	Tucker Ness	0	0	0	0	0	0	-1	
11	Benji Eckerle	1	0	1	0	1	1	-1	
12	Cullen Potter	0	0	0	0	0	1	-1	
14	Ty Jackson	0	0	0	0	1	1	-1	
15	Dylan Jackson	0	0	0	0	1	1	-1	
16	Ethan Szmagaj	0	0	0	0	1	4	-1	
18	David Hymovitch	0	0	0	0	0	1	-1	
23	Bennett Schimek	1	0	1	0	0	1	-1	
25	Kyle Smolen	0	0	0	0	0	0	-1	
29	Sam Court	0	0	0	0	0	1	-1	
33	Ryan Alexander	0	0	0	0	0	0	-1	
61	Lukas Sillinger	0	2	2	0	2	2	-2	
74	Brasen Boser	0	0	0	0	2	0	-1	
82	Charlie Schoen	0	0	0	0	0	3	-1	
92	Ryan Kirwan	1	0	1	0	0	2	-1	
Totals:		3	6	9	2	12	40	-11	

#	Player	G	A	P	PM	BL	SH	+	-
3	Nicolas Andarez	0	0	0	0	1	1	-1	
5	Grayden Daul	0	0	0	0	1	1	-1	
7	Tyran Ewart	0	1	1	0	1	0	-1	
8	Brendan Larsson	0	0	0	0	0	2	-1	
8	Rasmus Larsson	0	0	0	0	2	1	-1	
10	Trevor Mitchell	0	0	0	0	0	1	-1	
11	Blilly Renfrew	0	0	0	0	1	0	-1	
13	Medrick Bolduc	0	0	0	0	1	1	-1	
14	Jakub Altmircher	0	0	0	0	2	2	-1	
16	Grayden Silpe	0	0	0	0	1	1	-1	
12	Matthew Romer	0	0	0	0	0	0	-1	
18	Ryan Dupuy	0	0	0	0	0	1	-1	
18	Jesse Tucker	0	0	0	0	1	0	-2	
20	Anthony Clithe	1	0	1	0	2	1	-1	
22	Tanner Latsch	0	0	0	0	1	4	-1	
23	Jakob Peterson	0	0	0	0	2	1	-1	
24	Will Diamond	0	0	0	0	0	0	-1	
27	Danny Ciccarelli	0	0	0	0	0	0	-1	
29	Aidyn Hutchison	0	0	0	0	0	0	-1	
30	Ryan Ouellette	0	0	0	0	0	0	-1	
Totals:		1	2	3	7	18	17	-11	

Power play goals-ATT (SH)

Period	ASU	NMU
1st	0-0(0)	0-0(0)
2nd	0-0(0)	0-0(0)
3rd	0-0(0)	0-1(1)
Total	0-0(0)	0-1(1)

Penalty minutes

Period	ASU	NMU
1st	0-0	0-0
2nd	0-0	2-7
3rd	1-2	0-0
Total	1-2	2-7

Three stars

1. Ryan Kirwan
2. Lukas Sillinger
3. Ryan Ouellette

Referee: Rick Nelson
Referee: Tyler Olson
Linesman: Eric Froberg
Linesman: Jamie Grace

Goaltenders

#	Player	Min	GA	1	2	3	Saves
1	Luke Pavlich	59:34	1	6	4	6	16
TM	EMPTY NET	00:26	0	0	0	0	0
Win - Luke Pavlich (1-3-0)							

#	Player	Min	GA	1	2	3	Saves
30	Ryan Ouellette	58:52	2	9	14	14	37
TM	EMPTY NET	01:58	1	0	0	0	0
Loss - Ryan Ouellette (1-3-0)							

Referee's Signature



Game 6



2024-25 Men's Ice Hockey
Box Score Report

Oct 19, 2024, Start time: 04:00 PM, Schneider Arena, Providence, Rhode Island
Attendance: 2360

Game duration: 2:99

ARIZONA ST. (1-4-1)

VS

PROVIDENCE (2-1-0)

Box score

Prd	Time	Team	Scored by	Assists	Visitors on ice	Home on ice
1	3rd 05:54	PC	EV Hudson Malinoski#2	Nick Poisson#3 Tanner Adams#1	G1, 37, 74, 92, 15, 12	G29, 24, 27, 12, 19, 9
2	3rd 15:19	PC	EV Taige Harding#1	Hudson Malinoski#2	G1, 37, 2, 92, 15, 14	G29, 24, 27, 12, 19, 9
3	3rd 19:24	ASU	EA Ryan Kirwan#3	Ty Jackson#2 Noah Beck#8	2, 92, 15, 53, 14, 12	G29, 2, 4, 12, 19, 17

Goals by period

Team	1	2	3	Tot
ASU	0	0	1	1
PC	0	0	2	2

Shots by period

Team	1	2	3	Tot
ASU	5	15	12	32
PC	10	10	18	38

2024-25 BOX SCORES

Game 9



2024-25 Men's Ice Hockey
Box Score Report
Nov 08, 2024, Start time: 07:00 PM, Ed Robson Arena, Colorado Springs, Colorado
Attendance: 3650

Game duration: 2:30

ARIZONA ST. (3-5-1, 0-1-0)

VS

COLORADO COL. (7-0-0, 1-0-0)

Box score

Prd	Time	Team	Scored by	Assists	Visitors on ice	Home on ice
1	1st 03:59	COL	PP Max Burkholder3	Klavs Veinbergs3 Drew Montgomery3	G31, 5, 11, 15, 25	G30, 4, 29, 8, 2, 24
2	1st 11:45	COL	EV Klavs Veinbergs3	Bret Link3	G31, 9, 12, 18, 23, 14	G30, 6, 18, 29, 10, 24
3	1st 18:15	ASU	EV Ryan Alexander1	Benji Eckerle2 Anthony Dowd3	G31, 9, 5, 11, 53, 18	G30, 6, 18, 8, 9, 25
4	2nd 06:40	ASU	EV Dylan Jackson3	Noah Beck10 Ty Jackson3	G31, 16, 2, 92, 15, 14	G30, 23, 10, 20, 24, 25
5	3rd 07:17	ASU	PP Noah Beck2	Cullen Potter3 Kyle Smolen2	G31, 2, 12, 89, 25, 8	G30, 4, 5, 29, 27
6	3rd 19:03	COL	EA Stanley Cooley2	Ty Gallagher5 Bret Link4	16, 74, 92, 18, 8	6, 28, 10, 20, 27, 9
7	OT1 01:44	COL	EV Zacharyya Wisdom2	Max Burkholder3	G31, 5, 15, 14	G30, 4, 29, 2

Team summary

Sun Devils										Tigers									
#	Player	G	A	P	PM	BL	SH	+	-	#	Player	G	A	P	PM	BL	SH	+	-
2	Noah Beck	1	1	2	0	0	3	1		2	Zacharyya Wisdom	1	0	1	0	0	3	1	
5	Ty Murchison	0	0	0	0	4	1	0		4	Max Burkholder	1	1	2	0	2	1	1	
8	Antem Shlaine	0	0	0	0	0	0	1	-1	5	Ryan Koering	0	0	0	0	3	1	0	
8	Anthony Dowd	0	1	1	0	0	0	0		6	Ty Gallagher	0	1	1	0	1	2	1	
10	Tucker Ness	0	0	0	0	1	0	0		8	Ryan Beck	0	0	0	0	0	1	1	
11	Benji Eckerle	0	1	1	0	0	0	0		9	Owen Beckner	0	0	0	0	0	1	0	
12	Cullen Potter	0	1	1	0	0	0	-1		10	Bret Link	0	2	2	0	0	1	1	
14	Ty Jackson	0	1	1	0	1	1	-1		11	Chase McLane	0	0	0	0	0	0	0	
15	Dylan Jackson	1	0	1	2	2	1	0		14	Brady Cleveland	0	0	0	0	3	0	0	
16	Ethan Smagaj	0	0	0	0	0	1	3	0	17	Tyler Coffey	0	0	0	0	0	2	0	
18	David Hymovitch	0	0	0	0	0	0	3	-1	18	Phaser Scott	0	0	0	0	0	1	0	
23	Bennet Schimek	0	0	0	0	0	0	0	-1	19	Charlie Sheple	0	0	0	0	2	0	1	0
25	Kyle Smolen	0	1	1	0	0	1	0		20	Gavin Lindberg	0	0	0	0	0	1	1	0
29	Cole Gordon	0	0	0	0	2	0	1	0	23	Ethan Straly	0	0	0	0	1	0	-1	
31	Gibson Homer	0	0	0	0	0	0	0	0	24	Klavs Veinbergs	1	1	2	0	1	2	0	
37	Sam Court	0	0	0	0	2	1	4	0	25	Ryan Stuart	0	0	0	0	0	0	2	0
53	Ryan Alexander	1	0	1	0	1	2	1		27	Stanley Cooley	1	0	1	0	0	3	1	
74	Brasen Boser	0	0	0	0	0	1	0	-1	28	Gleb Veremyev	0	0	0	0	0	1	0	-1
89	Tony Achille	0	0	0	0	0	0	2	0	29	Drew Montgomery	0	1	1	0	1	1	2	
92	Ryan Kirwan	0	0	0	0	0	1	4	0	30	Kaidan Mbereko	0	0	0	0	0	0	0	0
1	Luke Pavlich							dnp		31	Henry Wilder							dnp	
39	Zakari Brice							dnp		32	Carsen Musser							dnp	
Totals: 3 : 6 : 9 : 6 : 13 : 30 : -3										Totals: 4 : 6 : 10 : 8 : 14 : 21 : 4									

Referee's Signature



Game 11



2024-25 Men's Ice Hockey
Box Score Report
Nov 16, 2024, Start time: 07:00 PM, Mullet Arena, Tempe, Arizona
Attendance: 5157

Game duration: 21:32

OMAHA (3-6-0, 1-2-0)

VS

ARIZONA ST. (3-7-1, 0-3-0)

Box score

Prd	Time	Team	Scored by	Assists	Visitors on ice	Home on ice
1	1st 17:53	OMAHA	EV Chase LaPinta1	Cam Mitchell1	G01, 12, 7, 29, 3, 25	G1, 16, 5, 14, 92, 8
2	2nd 05:58	ARIZONA ST	EV Ty Jackson2	Ryan Kirwan2 Brasen Boser1	G30, 2, 46, 6, 17, 23	G1, 9, 74, 14, 92, 8
3	2nd 16:15	OMAHA	PP Charlie Lurie1	Dylan Gratton3 Harrison Israels1	G30, 46, 24, 9, 26, 23	G1, 16, 5, 11, 25
4	3rd 03:49	ARIZONA ST	PP Anthony Dowd1	Lukas Sillinger6 Sam Court2	G30, 12, 46, 3, 25	G1, 9, 37, 61, 14, 18
5	3rd 16:49	OMAHA	EV Sam Stange3	Griffin Ludtke2	G30, 10, 7, 29, 3, 25	G1, 16, 74, 14, 92, 8
6	3rd 18:53	OMAHA	EN Zach Urdahl5	Brook Bremer2 Jacob Guevria4	G30, 10, 5, 6, 26, 22	2, 61, 14, 92, 8, 12

Team summary

Mavericks										Sun Devils									
#	Player	G	A	P	PM	BL	SH	+	-	#	Player	G	A	P	PM	BL	SH	+	-
2	Aiden Gallagher	0	0	0	0	2	1	0	-1	1	Luke Pavlich	0	0	0	0	0	0	0	0
3	Sam Stange	1	0	0	0	0	0	0	2	2	Noah Beck	0	0	0	2	1	1	-1	-
5	Joe Gramer	0	0	0	0	0	0	2	3	3	Ty Murchison	0	0	0	0	0	2	4	-1
6	Zach Urdahl	0	0	0	0	0	0	0	2	7	Joel Kjelberg	0	0	0	0	0	0	1	2
7	Griffin Ludtke	0	0	0	0	0	0	0	2	8	Antem Shlaine	0	0	0	0	0	0	0	1
8	Marcus Broberg	0	0	0	0	0	0	0	0	8	Anthony Dowd	0	0	0	0	0	0	0	3
9	Brady Risk	0	0	0	0	0	0	0	1	10	Tucker Ness	0	0	0	0	0	0	0	0
10	Jacob Guevin	0	0	0	0	0	0	0	2	11	Benji Eckerle	0	0	0	0	0	0	2	0
12	Nolan Krenzen	0	0	0	0	0	0	0	1	12	Cullen Potter	0	0	0	0	0	0	3	-1
13	Jacob Silepe	0	0	0	0	0	0	0	0	14	Ty Jackson	1	0	0	0	0	0	3	-2
17	Alexi Van Houtte-Cachero	0	0	0	0	0	0	0	-1	16	Ethan Smagaj	0	0	0	0	0	0	3	0
21	Tyler Rollwagen	0	0	0	0	0	0	0	4	18	David Hymovitch	0	0	0	0	0	0	0	2
22	Jimmy Glynn	0	0	0	0	0	0	0	0	25	Kyle Smolen	0	0	0	0	0	0	0	4
23	Harrison Israels	0	0	0	0	0	0	0	0	26	Cole Gordon	0	0	0	0	0	0	0	0
24	Charlie Lurie	1	0	0	0	0	0	0	3	27	Sam Court	0	0	0	0	0	0	0	7
25	Cam Mitchell	0	0	0	0	0	0	0	2	28	Ryan Alexander	0	0	0	0	0	0	0	0
28	Brook Bremer	0	0	0	0	0	0	0	1	29	Kyle Smolen	0	0	0	0	0	0	0	0
29	Chase LaPinta	0	0	0	0	0	0	0	1	30	Simon Lakoczy	0	0	0	0	0	0	0	0
30	Simon Lakoczy	0	0	0	0	0	0	0	0	31	Gibson Homer	0	0	0	0	0	0	0	0
33	Dylan Gratton	0	0	0	0	0	0	0	0	32	Chase Kinan	0	0	0	0	0	0	0	8
35	Will Craig							dnp		33	Gibson Homer							dnp	
35	Kevin Reidler							dnp		31	Gibson Homer							dnp	
Totals: 4 : 7 : 11 : 6 : 18 : 23 : 10										Totals: 2 : 4 : 6 : 6 : 12 : 43 : -11									

Referee's Signature



Game 10



2024-25 Men's Ice Hockey
Box Score Report
Nov 09, 2024, Start time: 06:00 PM, Ed Robson Arena, Colorado Springs, Colorado
Attendance: 3710

Game duration: 2:28

ARIZONA ST. (3-6-1, 0-2-0)

VS

COLORADO COL. (8-0-0, 2-0-0)

Box score

Prd	Time	Team	Scored by	Assists	Visitors on ice	Home on ice
1	1st 10:41	COL	PP Drew Montgomery3	Zacharyya Wisdom4 Max Burkholder4	G1, 16, 5, 10, 8	G30, 4, 29, 8, 2, 24
2	3rd 11:20	COL	EV Tyler Coffey2	Stanley Cooley4	G1, 37, 74, 14, 92, 15	G30, 6, 18, 17, 29, 27
3	3rd 19:16	ASU	EA David Hymovitch1	Kyle Smolen3 Ty Jackson4	9, 37, 14, 18, 53, 25	G30, 4, 5, 29, 2, 27
4	3rd 19:51	COL	EN Klavs Veinbergs4	Bret Link5 Gavin Lindberg1	2, 14, 11, 8, 12, 25	G30, 6, 18, 10, 20, 24

Team summary

Sun Devils										Tigers									
#	Player	G	A	P	PM	BL	SH	+	-	#	Player	G	A	P	PM	BL	SH	+	-
1	Luke Pavlich	0	0	0	0	0	0	0	0	2	Zacharyya Wisdom	0	1	1	0	0	0	1	-1
2	Noah Beck	0	0	0	0	3	1	-1		4	Max Burkholder	0	1	1	2	0	0	1	-1
5	Ty Murchison	0	0	0	0	3	4	0		5	Ryan Koering	0	0	0	0	0	1	1	-1
7	Joel Kjelberg	0	0	0	2	0	1	0		6	Ty Gallagher	0	0	0	2	0	0	0	2
8	Antem Shlaine	0	0	0	0	1	1	-1		8	Ryan Beck	0	0	0	0	0	0	0	0
9	Anthony Dowd	0	0	0	2	0	0	0	1	9	Owen Beckner	0	0	0	0	0	0	0	2
10	Tucker Ness	0	0	0	2	2	1	0		10	Bret Link	0	1	1	0	0	1	2	1
11	Benji Eckerle	0	0	0	0	0	2	-1		11	Chase McLane	0	0	0	0	0	0	0	0
12	Cullen Potter	0	0	0	0	0	1	8	-1	14	Brady Cleveland	0	0	0	0	0	2	1	0
14	Ty Jackson	0	1	1	0	0	0	0	-1	17	Tyler Coffey	1	0	1	0	0	3	1	
15	Dylan Jackson	0	0	0	0	0	4	-1		18	Fisher Scott	0	0	0	0	0	0	2	0
16	Ethan Smagaj	0	0	0	0	0	1	1	0	20	Gavin Lindberg	0	1	1	0	0	1	1	
18	David Hymovitch	1	0	1	0	0	2	1		21	Tyler Dunbar	0	0	0	0	0	0	1	0
25	Kyle Smolen	0	1	1	2	1	2	0		22	Ethan Straly	0	0	0	0	0	2	1	0
26	Cole Gordon	0	0	0	0	0	0	1	0	24	Klavs Veinbergs	1	0	1	0	1	1	1	
27	Sam Court	0	0	0	0	0	1	5	0	25	Riley Stuart	0	0	0	0	0	0	2	0
33	Ryan Alexander	0	0	0	0	0	3	-1		27	Stanley Vesely	0	1	1	0	0	1	2	0
34	Brasen Bosser	0	0	0	0	0	1	0	-1	28	Gleb Veremeyev	0	0	0	2	0	0	1	0
35	Tyler Achille	0	0	0	0	0	0	0	0	30	Drew Montgomery	1	0	1	0	0	0	1	0
36	Davidy Kovalev	0	0	2	0	1	1	8	-1	32	Klodis Kovalev	0	0	0	0	0	0	0	0
37	Gibson Homer									31	Henry Wilder								
								drop										drop	
38	Zakari Bice									32	Carsten Musser								
	Totals:	1	2	3	8	15	42	-6			Totals:	3	5	8	6	14	21	5	

2024-25 BOX SCORES

Game 13



2024-25 Men's Ice Hockey
Box Score Report
Nov 22, 2024, Start time: 07:00 PM, Magness Arena, Denver, Colorado
Attendance: 6304

Game duration: 2:27

ARIZONA ST. (5-7-1, 2-3-0)

VS

DENVER (12-1-0, 2-1-0)

Box score

Prd	Time	Team	Scored by	Assists	Visitors on ice	Home on ice
1	1st 00:35	ASU	EV	Artem Shaiine/2	Ryan Alexander/2 Kyle Smolen/5	G1, 37, 2, 53, 25, 8 G35, 21, 28, 12, 27, 11
2	1st 15:33	DEN	PP	Carter King/8	Zeev Bulum/11 Aidan Thompson/12	G1, 5, 10, 11, 23 G35, 28, 7, 4, 27, 15
3	2nd 07:20	ASU	EV	Bennett Schimek/6	Cullen Potter/4 Lukas Sillinger/7	G1, 37, 2, 61, 23, 12 G35, 23, 9, 7, 4, 15
4	3rd 15:59	DEN	EV	Carter King/9	Jack Devine/22 Zeev Bulum/12	G1, 37, 2, 11, 18, 29 G35, 5, 28, 12, 4, 15
5	3rd 19:15	ASU	EV	Artem Shaiine/3	Ryan Alexander/3 Tucker Ness/1	G1, 74, 10, 53, 25, 8 G35, 28, 9, 14, 18, 24

Goals by period

Team	1	2	3	Tot
ASU	1	1	1	3
DEN	1	0	1	2

Shots by period

Team	1	2	3	Tot
ASU	10	15	5	30
DEN	12	6	14	32

Power play goals-ATT (SH)

Period	ASU	DEN
1st	0-0(0)	1-1(3)
2nd	0-1(5)	0-0(0)
3rd	0-2(0)	0-0(6)
Total	0-3(5)	1-3(9)

Penalty minutes

Period	ASU	DEN
1st	1-2	0-0
2nd	0-0	2-4
3rd	2-4	1-2
Total	3-6	3-6

Three stars

1. Artem Shaiine
2. Luke Pavlich
3. Carter King

Officials

Referee: Andrew Wilk
Referee: Brian Harkes
Linesman: Erik Contino
Linesman: Chase McGee

Team summary

#	Player	G	A	P	PM	BL	SH	±
1	Luke Pavlich	0	0	0	0	0	0	0
2	Noah Beck	0	0	0	0	1	1	0
3	Ty Murchison	0	0	0	0	1	0	0
4	Joel Kjelberg	0	0	0	2	1	0	0
5	Artem Shaiine	2	0	2	0	2	5	2
6	Anthony Dowd	0	0	0	0	0	0	0
7	Tucker Ness	0	1	1	0	0	1	1
8	Benji Eckerle	0	0	0	0	0	1	-1
9	Cullen Potter	0	1	1	0	0	3	1
10	Ty Jackson	0	0	0	0	0	2	0
11	Dylan Jackson	0	0	0	0	0	0	0
12	David Hymovitch	0	0	0	0	0	0	-1
13	Bennett Schimek	1	0	1	0	0	3	1
14	Kyle Smolen	0	1	1	2	2	2	0
15	Cole Gordon	0	0	0	0	1	1	-1
16	Sam Court	0	0	0	0	1	1	-1
17	Ryan Alexander	0	2	2	0	0	2	2
18	Lukas Sillinger	0	1	1	2	2	1	1
19	Brasen Boser	0	0	0	0	2	2	1
20	Ryan Kiwan	0	0	0	0	0	7	0
21	Chase Hamm	0	0	0	0	0	0	0
22	Gibson Homer	0	0	0	0	0	0	0
Total		3	6	9	6	11	30	10

#	Player	G	A	P	PM	BL	SH	±
3	Cale Ahroff	0	0	0	0	0	1	0
4	Jack Devine	0	1	1	0	1	3	0
5	Garrett Brown	0	0	0	0	0	2	1
6	Aidan Thompson	0	0	0	0	0	4	-1
7	Boston Buckberger	0	0	0	0	0	1	2
8	Samu Salminen	0	0	0	0	0	0	0
9	Sam Harris	0	0	0	0	0	3	0
10	Hagen Burrows	0	0	0	0	0	0	0
11	Rieger Lorenz	0	0	0	0	0	1	-1
12	Carter King	2	0	0	0	0	4	0
13	Jared Wright	0	0	0	0	0	2	-1
14	Jake Fisher	0	0	0	0	0	0	0
15	Kent Anderson	0	0	0	0	0	1	1
16	Connor Caponi	0	0	0	0	0	0	0
17	Eric Pohkamp	0	0	0	0	0	5	1
18	Kieran Cebrian	0	0	0	0	0	2	-3
19	James Reader	0	0	0	0	0	0	-1
20	Zeev Bulum	0	0	0	0	0	2	-1
21	Matt Davis	0	0	0	0	0	0	0
22	Alex Weiermair	0	0	0	0	0	0	0
23	Freddie Halyk	0	0	0	0	0	0	0
Total		2	4	6	6	1	32	-10

Referee's Signature



Game 15



2024-25 Men's Ice Hockey
Box Score Report
Dec 06, 2024, Start time: 06:00 PM, Mullett Arena, Tempe, Arizona
Attendance: 5017

Game duration: 3:44

MINN. DULUTH (5-9-0, 2-5-0)

VS

ARIZONA ST. (7-7-1, 4-3-0)

Box score

Prd	Time	Team	Scored by	Assists	Visitors on ice	Home on ice
1	1st 10:10	Arizona St	PP	Ty Jackson/3	Dylan Jackson/5 Sam Court/3	G37, 6, 20, 28, 33 G1, 9, 37, 92, 15, 14
2	2nd 00:52	Duluth	EV	Dominic James/8	Max Plante/4 Jaysen Shaugabay/7	G37, 2, 6, 10, 13, 17 G1, 37, 2, 53, 25, 8
3	2nd 05:14	Arizona St	EV	Cullen Potter/4	Bennett Schimek/7 Lukas Sillinger/10	G37, 18, 20, 33, 24, 12 G1, 37, 2, 61, 23, 12
4	3rd 04:06	Arizona St	EV	Ryan Alexander/3	Artem Shaiine/2 Kyle Smolen/8	G37, 2, 6, 28, 13, 17 G1, 9, 74, 53, 25, 8
5	3rd 05:57	Arizona St	EV	Dylan Jackson/4	Ty Jackson/6 Ryan Kieran/4	G37, 6, 28, 10, 15, 27 G1, 9, 74, 92, 15, 14
6	3rd 07:58	Duluth	EV	Max Plante/1	Zam Plante/6	G37, 6, 20, 10, 15, 27 G1, 9, 74, 61, 18, 29
7	3rd 08:59	Duluth	EV	Dominic James/9	Anthony Menghini/1 Aiden Dubinsky/3	G31, 6, 8, 26, 34, 17 G1, 37, 2, 53, 25, 8
8	3rd 19:51	Arizona St	EN	Sam Court/1	-	2, 8, 10, 15, 17, 27 G1, 37, 11, 25, 12, 8

Goals by period

Team	1	2	3	Tot
Duluth	0	1	2	3
Arizona St	1	1	3	5

Shots by period

Team	1	2	3	Tot
Duluth	11	15	12	38
Arizona St	9	10	9	28

Power play goals-ATT (SH)

Period	Duluth	Arizona St
1st	0-0(0)	1-1(1)
2nd	0-1(1)	0-1(2)
3rd	0-0(0)	0-0(0)
Total	0-1(1)	1-2(3)

Penalty minutes

Period	Duluth	Arizona St
1st	1-2	0-0
2nd	1-2	1-2
3rd	0-0	0-0
Total	2-4	1-2

Three stars

1. Dylan Jackson
2. Luke Pavlich
3. Ty Jackson

Officials

Referee: Brandon Schmitt
Referee: Andrew Bruggeman
Linesman: Nathan Voll
Linesman: Tyler Landman

Team summary

#	Player	G	A	P	PM	BL	SH	±
2	Ty Hanson	0	0	0	0	2	0	-1
3	Adam Kieber	0	0	0	0	0	3	-1
4	Aaron Plonk	0	0	0	0	0	3	0
5	Max Plante	1	1	2	0	1	6	0
6	Jack Smith	0	0	0	0	0	0	-1
7	Jaysen Shaugabay	0	1	1	0	1	0	0
8	Harper Bentz	0	0	0	0	1	3	-1
9	Blake Bechen	0	0	0	0	1	2	0
10	Dominic James	2	0	2	0	1	4	0
11	Joey Pierce	0	0	0	0	0	5	-1
12	Riley Bodnarchuk	0	0	0	0	0	0	0
13	Owen Gelfand	0	0	0	2	1	0	0
14	Kyle Bettens	0	0	0	0	0	2	-1
15	Callum Annett	0	0	0	0	1	0	0
16	Anthony Menghini	0	1	1	2	0	1	0
17	Zam Plante	0	1	1	0	1	3	-1
18	Aiden Dubinsky	0	1	1	0	1	3	-1
19	Zach Sandy	0	0	0	0	0	0	0
20	Carter Loney	0	0	0	0	0	2	-1
21	Matthew Perkins	0	0	0	0	0	1	-1
22	Klayton Knapp	0	0	0	0	0	0	0
Total		3	5	8	4	11	38	-8

#	Player	G	A	P	PM	BL	SH	±
1	Luke Pavlich	0	0	0	0	0	0	0
2	Noah Beck	0	0	0	0	0	1	-1
3	Ty Murchison	0	0	0	0	2	5	2
4	Joel Kjelberg	0	0	0	0	0	0	0
5	Artem Shaiine	0	1	1	0	0	1	1
6	Anthony Dowd	0	0	0	0	0	1	1
7	Tucker Ness	0	0	0	0	0	1	0
8	Benji Eckerle	0	0	0	0	0	0	1
9	Cullen Potter	1	0	1	0	0	3	2
10	Ty Jackson	1	2	2	0	0	1	1
11	Dylan Jackson	1	1	2	0	0	1	1
12	David Hymovitch	0	0	0	0	0	0	1
13	Bennett Schimek	0	0	0	0	0	2	-1
14	Kyle Smolen	0	1	1	0	0	2	0
15	Cole Gordon	0	0	0	0	0	1	-1
16	Sam Court	1	1	2	0	0	1	0
17	Ryan Alexander	1	0	1	0	0	6	-1
18	Lukas Sillinger	0	1	1	0	0	3	2
19	Brasen Boser	0	0	0	0	0	1	-1
20	Ryan Kiwan	0	1	1	0	0	2	-1
21	Chase Hamm	0	0	0	0	0	0	0
22	Gibson Homer	0	0	0	0	0	0	0
Total		5	8	13	2	14	28	5

Referee's Signature



Game 14



2024-25 Men's Ice Hockey
Box Score Report
Nov 23, 2024, Start time: 06:00 PM, Magness Arena, Denver, Colorado
Attendance: 6490

Game duration: 2:20

ARIZONA STATE (6-7-1, 3-3-0)

VS

DENVER (12-2-0, 2-2-0)

Box score

Prd	Time	Team	Scored by	Assists	Visitors on ice	Home on ice
1	1st 19:52	Denver	PP	Sam Harris/11	Jack Devine/22 Zeev Bulum/13	G1, 2, 74, 23, 29 G35, 28, 12, 7, 4, 15
2	2nd 03:55	Arizona St	PP	Noah Beck/3	Lukas Sillinger/8 Bennett Schimek/6	G1, 2, 61, 92, 23, 8 G35, 23, 9, 18, 11
3	2nd 10:19	Arizona St	EV	Cullen Potter/3	Lukas Sillinger/9 Joel Kjerlberg/2	G1, 7, 5, 61, 23, 12 G35, 23, 9, 7, 27, 11
4	2nd 11:11	Arizona St	EV	Artem Shaiine/4	Ryan Alexander/4 Kyle Smolen/7	G1, 37, 2, 53, 25, 8 G35, 21, 28, 14, 18, 24
5	2nd 16:40	Denver	EV	Aidan Thompson/10	Kent Anderson/3 Alex Weiermair/2	G1, 37, 2, 11, 25, 8 G35, 21, 9, 7, 39, 11
6	3rd 02:46	Arizona St	EV	Artem Shaiine/5	Benji Eckerle/3 David Hymovitch/2	G1, 37, 74, 53, 25, 8 G35, 23, 9, 7, 27, 11
7	3rd 18:04	Arizona St	EN	Bennett Schimek/7	Benji Eckerle/4	G1, 5, 10, 11, 53, 23 23, 28, 12, 7, 4, 15

Goals by period

Team	1	2	3	Tot
Arizona St	0	3	2	5
Denver	1	1	0	2

Shots by period

Team	1	2	3	Tot
Arizona St	12	11	6	29
Denver	8	8	14	28

Power play goals-ATT (SH)

Period	Arizona St	Denver
1st	0-1(1)	1-1(3)
2nd	1-1(2)	0-0(0)
3rd	0-0(0)	0-0(0)
Total	1-2(3)	1-1(3)

Penalty minutes

Period	Arizona St	Denver
1st	1-2	1-2
2nd	0-0	1-2
3rd	0-0	0-0
Total	1-2	2-4

2024-25 BOX SCORES

Game 21



2024-25 Men's Ice Hockey
Box Score Report

Jan 17, 2025, Start time: 07:30 PM, Herb Brooks National Hockey Center, St. Cloud, Minnesota
Attendance: 3245

Game duration: 2:26

ARIZONA ST. (12-8-1, 7-4-0)

VS

ST. CLOUD ST. (11-10-0, 4-7-0)

Box score

Prd	Time	Team	Scored by	Assists	Visitors on ice	Home on ice
1	1st 12:28	ASU	EV Cullen Potter8	Ty Murchison2	G31, 7, 5, 51, 82, 12	G44, 14, 25, 28, 23, 19
3	1st 19:03	SCSU	PP Adam Ingram2	Austin Burnevik9 Josh Luedtke5	G31, 9, 74, 23, 8	G44, 21, 34, 15, 23, 13
3	2nd 01:30	SCSU	EV Gaynn Thoreson2	Vernier Mettrian9	G31, 7, 5, 51, 23, 12	G44, 6, 4, 28, 81, 19
4	2nd 04:34	SCSU	EV Mason Salquist3	Karl Falk3 Nick Portz1	G31, 37, 5, 89, 11, 29	G44, 21, 2, 15, 18, 16
5	2nd 11:04	ASU	EV Ryan Kiwan12	Kyle Smolen12	G31, 37, 2, 92, 25, 8	G44, 4, 2, 11, 23, 13
6	2nd 12:38	ASU	EV Lukas Sillinger2	Ty Jackson8 Charlie Schoen1	G31, 7, 5, 61, 92, 14	G44, 6, 2, 15, 18, 16
7	2nd 14:36	ASU	EV Benji Eckert6	Cole Gordon1 Joel Kjelberg4	G31, 7, 5, 89, 11, 29	G44, 21, 2, 34, 17, 7
8	3rd 04:57	ASU	PP Kyle Smolen16	Ryan Kiwan7 Lukas Sillinger16	G31, 2, 92, 61, 25, 8	G44, 21, 2, 34, 17, 7
9	3rd 18:01	ASU	EN Ryan Kiwan13	Cole Gordon2	G31, 7, 2, 92, 25, 29	14, 21, 25, 28, 19, 16

Goals by period

Team	1	2	3	Total
ASU	1	3	2	6
SCSU	1	2	0	3

Shots by period

Team	1	2	3	Total
ASU	9	11	9	29
SCSU	8	16	8	32

Power play goals-ATT (SH)

Period	ASU	SCSU
1st	0-0(0)	1-1(1)
2nd	0-0(0)	0-2(2)
3rd	1-1(2)	0-1(1)
Total	1-1(2)	1-4(4)

Team summary

#	Player	G	A	P	PM	BL	SH	+/-
2	Noah Beck	0	0	0	0	1	1	2
5	Ty Murchison	0	0	0	0	2	2	1
7	Joel Kjelberg	0	0	0	0	4	0	3
8	Austin Shlaine	0	0	0	0	1	1	1
9	Anthony Dowd	0	0	0	0	0	2	0
11	Benji Eckert	1	0	0	0	1	3	0
12	Cullen Potter	1	0	1	0	0	3	0
14	Ty Jackson	0	0	0	0	2	1	0
16	Ethan Szmajag	0	0	0	0	0	0	0
23	Bennett Schimek	0	0	0	0	1	1	-1
25	Kyle Smolen	1	1	1	0	2	2	2
31	Cole Gordon	0	0	0	0	1	0	1
37	Gibson Homer	0	0	0	0	0	0	0
38	Sam Court	0	0	0	0	2	1	0
41	Cruz Lucius	0	0	0	0	2	0	0
61	Lukas Sillinger	1	1	1	0	0	2	1
74	Brasen Bosser	0	0	0	0	0	2	0
82	Charlie Schoen	0	0	0	0	0	0	0
89	Tony Achille	0	0	0	0	1	0	0
92	Ryan Kiwan	0	0	0	0	0	4	3
1	Luke Pavlich	0	0	0	0	0	0	0
39	Zakari Broce	0	0	0	0	0	0	0
Totals: 6 : 10 : 16 : 10 : 16 : 28 : 15								

#	Player	G	A	P	PM	BL	SH	+/-
2	Karl Falk	0	1	1	0	0	2	-2
4	Colin Ralph	0	0	0	0	0	0	0
5	Warren Clark	0	0	0	0	0	0	0
6	Mason Raines	0	0	0	0	1	0	0
7	Jack Reimann	0	0	0	0	0	0	-1
11	Grant Ahcan	0	0	0	0	2	0	3
13	Tyson Gross	0	0	0	0	0	0	2
14	Joel Zinger	0	0	0	0	0	0	0
15	Bennet Hall	0	0	0	0	0	0	0
16	Mason Salquist	1	0	1	2	1	2	1
17	Ethan AuCoin	0	0	0	0	0	0	-1
18	Nick Portz	0	1	1	0	2	0	-1
19	Vernier Mettrian	0	1	1	0	0	1	-1
21	Josh Luedtke	0	1	1	0	0	0	-1
23	Austin Burnevik	0	1	1	0	0	0	-2
25	Thor Bygglund	0	0	0	0	0	0	-2
28	Gaynn Thoreson	1	0	1	0	0	2	-1
34	Adam Ingram	1	0	0	0	1	2	-1
44	Gavin Enright	0	0	0	0	0	0	0
81	Dalmon Gardner	0	0	0	0	0	0	0
33	James Gray	0	0	0	0	0	0	0
Totals: 3 : 9 : 8 : 4 : 5 : 33 : 16								

Penalty minutes

Period	ASU	SCSU
1st	1-2	0-0
2nd	3-6	1-2
3rd	1-2	1-2
Total	5-10	2-4

Three stars

- 1. Ryan Kiwan
- 2. Lukas Sillinger
- 3. Kyle Smolen

Officials

Referee: Nick Bondich
Referee: Bobby Lukason
Linesman: Dana Penkovich
Linesman: Elliott Bucholz

Referee's Signature



Game 23



2024-25 Men's Ice Hockey
Box Score Report

Jan 24, 2025, Start time: 07:00 PM, Mullett Arena, Tempe, Arizona
Attendance: 5150

Game duration: 2:24

COLORADO COL. (11-11-1, 5-7-1)

VS

ARIZONA ST. (14-8-1, 9-4-0)

Box score

Prd	Time	Team	Scored by	Assists	Visitors on ice	Home on ice
1	2nd 11:11	Arizona St	EV Cole Gordon2	Sam Court6 Ryan Alexander5	G30, 23, 18, 10, 8, 24	G1, 37, 2, 53, 11, 29
2	2nd 15:14	Arizona St	SH Ethan Szmaga1	Bennett Schimek14 Artem Shlaine10	G30, 4, 6, 28, 9, 26	G1, 2, 16, 23, 8
3	2nd 19:54	Arizona St	EV Dylan Jackson6	Ty Jackson9 Joel Kjelberg5	G30, 23, 18, 17, 12, 27	G1, 7, 5, 61, 15, 14
4	3rd 05:05	Arizona St	PP Kyle Smolen7	Artem Shlaine11 Ryan Kiwan8	G30, 23, 18, 10, 24	G1, 2, 92, 61, 25, 8
5	3rd 12:51	Colorado	EV Owen Beckner4	Ty Gallagher11 Noah Laba13	G32, 6, 7, 9, 2, 28	G1, 37, 2, 92, 82, 8

Goals by period

Team	1	2	3	Total
Colorado	0	1	1	2
Arizona St	0	3	1	4

Shots by period

Team	1	2	3	Total
Colorado	4	10	11	25
Arizona St	8	14	7	29

Power play goals-ATT (SH)

Period	Colorado	Arizona St
1st	0-0(0)	0-0(0)
2nd	0-2(0)	0-1(2)
3rd	0-2(3)	1-1(2)
Total	0-4(3)	1-4(4)

Penalty minutes

Period	Colorado	Arizona St
1st	1-2	0-0
2nd	0-0	2-4
3rd	1-2	2-4
Total	2-4	4-8

Three stars

- 1. Ethan Szmaga
- 2. Cole Gordon
- 3. Artem Shlaine

Officials

Referee: Andrew Wilk
Referee: Stephen Reneau
Linesman: Chris Zorza
Linesman: Zachary Reese

Referee's Signature



Game 22



2024-25 Men's Ice Hockey
Box Score Report

Jan 18, 2025, Start time: 05:00 PM, Herb Brooks National Hockey Center, St. Cloud, Minnesota
Attendance: 3697

Game duration: 2:37

ARIZONA ST. (13-8-1, 8-4-0)

VS

ST. CLOUD ST. (11-11-0, 4-8-0)

Box score

Prd	Time	Team	Scored by	Assists	Visitors on ice	Home on ice
1	1st 07:38	ASU	PP Lukas Sillinger3	Kyle Smolen13 Artem Shlaine7	G31, 2, 61, 92, 25, 8	G44, 6, 4, 11, 16
2	2nd 08:15	SCSU	EV Tyson Gross8	Austin Burnevik10 Grant Ahcan4	G31, 37, 2, 51, 23, 12	G44, 6, 4, 11, 23, 13
3	2nd 02:33	ASU	PP Noah Beck4	Artem Shlaine8 Lukas Sillinger17	G31, 2, 61, 92, 25, 8	G44, 6, 4, 11, 16
4	3rd 03:18	ASU	PP Ty Jackson5	Bennett Schimek13 Cullen Potter5	G31, 9, 51, 23, 14, 12	G44, 6, 4, 28, 19
5	3rd 05:35	ASU	PP Ryan Kiwan14	Artem Shlaine5 Kyle Smolen14	G31, 2, 92, 61, 25, 8	G44, 6, 4, 28, 16
6	3rd 11:59	SCSU	EV Gaynn Thoreson3	Grant Ahcan5 Colin Ralph4	G31, 37, 2, 89, 25, 29	G44, 6, 4, 28, 11
7	3rd 16:57	SCSU	EA Dalmon Gardner4	Mason Salquist3 Joel Zinger3	G31, 7, 9, 89, 11, 29	14, 25, 28, 81, 16, 19
8	3rd 19:14	ASU	EN Artem Shlaine5	Noah Beck18	G31, 2, 5, 92, 25, 8	21, 11, 15, 34, 23, 16

Goals by period

Team	1	2	3	Total
ASU	1	0	4	5
SCSU	0	1	2	3

Shots by period

Team	1	2	3	Total
ASU	4	9	12	25
SCSU	12	13	9	34

Power play goals-ATT (SH)

Period	ASU	SCSU
1st	1-2(1)	0-1(0)
2nd	0-1(2)	0-1(1)
3rd	3-5(11)	0-0(0)
Total	4-8(4)	0-2(4)

Team summary

#	Player	G	A	P	PM	BL	SH	+/-
2	Noah Beck	1	1	2	0	0	3	-1
5	Ty Murchison	0	0	0	0	0	1	0
7	Joel Kjelberg	0	0	0	0	0	0	-1
8	Austin Shlaine	0	0	0	0	0	0	0
9	Anthony Dowd	0	0	0	0	0	0	-1
11	Benji Eckert	0	0	0	0	0	0	-1
13	Tyson Gross	1	0	1	0	0	2	1
14	Joel Zinger	0	1	1	0	0	0	0
15	Bennet Hall	0	0	0	0	0	0	0
16	Mason Salquist	0	1	1	2	1	0	0
17	Ethan AuCoin	0	0	0	0	0	0	0
25	Kyle Smolen	0	2	2	0	0	3	0
29	Cole Gordon	0	0	0	0	0	0	-2
31	Gibson Homer	0	0	0	0	0	0	0
37	Sam Court	0	0	0	0	0	0	0
41	Cruz Lucius	0	0	0	0	0	0	-1
61	Lukas Sillinger	1	1	2	0	0	3	0
74	Brasen Bosser	0	0	0	0	0	0	0
82	Charlie Schoen	0	0	0	0	0	1	0
89	Tony Achille	0	0	0	0	0	0	-2
92	Ryan Kiwan	0	0	0	0	0	4	1
1	Luke Pavlich	0	0	0	0	0	0	0
39	Zakari Broce	0	0	0	0	0	0	0
Totals: 5 : 9 : 14 : 6 : 19 : 25 : 10								

#	Player	G	A	P	PM	BL	SH	+/-
2	Karl Falk	0	0	0	0	0	0	1
4	Colin Ralph	0	1	1	0	0	1	1
5	Mason Raines	0	0	0	0	0	2	1
6	Jack Reimann	0	0	0	0	0	0	0
11	Grant Ahcan	0	2	2	0	0	0	1
13	Tyson Gross	1	0	1	0	0	2	1
14	Joel Zinger	0	1	1	0	0	0	0
15	Bennet Hall	0	0	0	0	0	0	0
16	Mason Salquist	0	1	1	2	1	0	0
17	Ethan AuCoin	0	0	0	0	0	0	0
18	Nick Portz	0	0	0	0	0	0	0
19	Vernier Mettrian	0	0	0	0	0	0	0
21	Josh Luedtke	0	0	0	0	0	3	4
23	Austin Burnevik	0	0	0	0	0	0	0
25	Thor Bygglund	0	0	0	0	0	1	0
27	Kaleb Tieszen	0	0	0	0	0	0	0
28	Gaynn Thoreson	1	0	1	0	0	4	0

2024-25 Sun Devil Hockey Game Notes

2024-25 BOX SCORES

Game 25



2024-25 Men's Ice Hockey
Box Score Report

Jan 31, 2025, Start time: 07:05 PM, Site: "Coach" Cady Arena, Oxford, Ohio
Attendance: 2303

Game duration: 2:15

ARIZONA ST. (15-9-1, 10-5-0)

VS

MIAMI (OH) (3-20-2, 0-15-0)

Box score

Prd	Time	Team	Scored by	Assists	Visitors on ice	Home on ice
1	1st 1:27	ASU	EV Cole Gordon	Kyle Smolen	G1, 74, 53, 25, 23, 8	G43, 7, 27, 33, 14, 8
2	2nd 03:05	ASU	SH Bennett Schimek	Artem Shlaine	G1, 7, 5, 23, 8	G43, 2, 13, 67, 9, 6
3	2nd 07:25	ASU	PP Ryan Kiwan	Artem Shlaine	G1, 2, 92, 61, 15, 8	G43, 2, 74, 23, 34
4	2nd 10:03	ASU	PP Ryan Kiwan	Artem Shlaine	G1, 9, 92, 61, 15, 8	G43, 2, 7, 23, 34
5	3rd 01:25	ASU	EV Cullen Potter	Cruz Lucius	G1, 9, 74, 51, 23, 12	G43, 2, 7, 33, 14, 8
6	3rd 02:28	MIAMI	EV Dylan Moulton	Max Dukovac	G1, 2, 16, 53, 25, 29	G43, 27, 19, 18, 23, 26
7	3rd 11:36	ASU	EV Lukas Sillinger	Ty Murchison	G1, 7, 5, 61, 15, 14	G43, 2, 7, 13, 34, 6
8	3rd 14:16	ASU	SH Artem Shlaine	Bennett Schimek	G1, 2, 16, 23, 8	G43, 27, 19, 18, 6, 26

Goals by period

Team	1	2	3	Tot
ASU	1	3	3	7
MIAMI	0	0	1	1

Shots by period

Team	1	2	3	Tot
ASU	7	10	8	25
MIAMI	6	12	3	21

Power play goals-ATT (SH)

Period	ASU	MIAMI
1st	0-0(0)	0-0(0)
2nd	2-3(5)	0-1(1)
3rd	0-0(0)	0-1(0)
Total	2-3(5)	0-3(0)

Penalty minutes

Period	ASU	MIAMI
1st	1-2	0-0
2nd	2-3(5)	2-15
3rd	1-2	0-0
Total	3-6	2-15

Three stars

1. Artem Shlaine
2. Ryan Kiwan
3. Lukas Sillinger

Officials

Referee: Jake Jackson
Referee: Andy Thackaberry
Linesman: Erik Contino
Linesman: Bryan Goroff

Team summary

#	Player	G	A	P	PM	BL	SH	±	#	Player	G	A	P	PM	BL	SH	±
1	Luke Pavlich	0	0	0	0	0	0	0	2	Spencer Cox	0	0	0	0	0	2	-3
2	Noah Beck	0	0	0	0	2	0	0	6	Raimonds Vitols	0	0	0	0	0	3	-2
3	Ty Murchison	0	1	1	0	2	0	2	2	J. Michael Quinn	0	0	0	0	0	1	-3
4	Joel Kjellberg	0	2	2	0	2	0	2	8	John Emmons	0	0	0	0	0	0	-3
5	Artem Shlaine	1	2	1	0	0	1	1	3	Matt Choupiak	0	0	0	0	0	1	-1
6	Anthony Dowd	0	0	0	0	0	1	1	10	Zane Densley	0	0	0	0	0	0	0
7	Cullen Potter	1	0	0	0	5	1	1	13	Max Dukovac	0	1	1	0	0	0	-2
8	Ty Jackson	0	0	0	0	0	1	1	14	Theodor Forsander	0	0	0	0	0	0	-2
9	Dylan Jackson	0	0	0	0	0	1	1	16	Hampus Rydqvist	0	0	0	0	0	1	0
10	Ethan Samagaj	0	1	1	0	0	0	0	18	Frankie Carangiolo	0	0	0	0	0	0	0
11	Bennett Schimek	1	1	1	0	0	0	0	19	Rihards Simanovs	0	0	0	0	0	1	0
12	Kyle Smolen	0	0	0	0	0	1	0	20	Ryan Sullivan	0	0	0	0	0	0	0
13	Cole Gordon	1	0	0	0	0	1	0	22	Ryan Sullivan	0	0	0	0	0	0	0
14	Sam Court	0	0	0	0	1	0	0	23	Brayden Morrison	0	0	0	0	0	1	1
15	Cruz Lucius	0	1	1	0	0	1	1	26	Blake Mesenburg	0	0	0	0	0	0	0
16	Ryan Alexander	0	0	0	0	0	0	0	27	Dylan Moulton	0	0	0	0	0	0	0
17	Lukas Sillinger	1	2	3	0	0	1	1	28	Tarvon Balzer	0	0	0	0	0	0	0
18	Brayden Boser	0	1	1	0	0	1	0	31	Casper Nassen	0	0	0	0	0	0	0
19	Charlie Schoen	0	0	0	0	0	1	0	34	Christophe Filion	0	0	0	0	0	1	1
20	Ryan Kiwan	2	0	0	0	0	6	0	42	Colby Ambrosio	0	0	0	0	0	1	-1
21	Gibson Homer	dnp	dnp	dnp	dnp	dnp	dnp	dnp	43	Conner Hutchison	0	0	0	0	0	0	0
22	Zakai Brice	dnp	dnp	dnp	dnp	dnp	dnp	dnp	45	Bratt Miller	dnp	dnp	dnp	dnp	dnp	dnp	dnp
Totals: 7-14-21									Totals: 1-2-3								

Referee's Signature



Game 27



2024-25 Men's Ice Hockey
Box Score Report

Feb 07, 2025, Start time: 07:00 PM, Mullet Arena, Tempe, Arizona
Attendance: 5215

Game duration: 2:39

DENVER (20-6-1, 9-5-1)

VS

ARIZONA ST. (16-10-1, 11-6-0)

Box score

Prd	Time	Team	Scored by	Assists	Visitors on ice	Home on ice
1	1st 01:41	Arizona St	PP Cruz Lucius	Cullen Potter	G35, 21, 28, 14, 13	G1, 9, 51, 23, 12, 14
2	1st 13:01	Denver	EV Jared Wright	Garrett Brown	G35, 5, 3, 14, 18, 24	G1, 7, 5, 61, 82, 14
3	2nd 02:54	Denver	EV Sam Harris	Conner Caponi	G35, 21, 28, 12, 13, 22	G1, 7, 5, 61, 82, 14
4	2nd 07:42	Denver	EV Boston Buckberger	Rieger Lorenz	G35, 23, 9, 14, 18, 24	G1, 2, 16, 51, 23, 8
5	2nd 09:43	Arizona St	EV Ty Jackson	Charlie Schoen	G35, 5, 3, 12, 27, 11	G1, 37, 2, 61, 82, 14
6	2nd 12:44	Arizona St	EV Lukas Sillinger	Joel Kjellberg	G35, 21, 28, 7, 4, 11	G1, 7, 37, 61, 82, 12
7	3rd 06:36	Denver	EV Aidan Thompson	Jack Devine	G35, 23, 9, 7, 4, 15	G1, 37, 2, 92, 25, 8
8	3rd 15:12	Arizona St	EA Bennett Schimek	Noah Beck	G35, 21, 28, 14, 19, 15	2, 51, 61, 92, 23, 8
9	OT1 04:17	Denver	EV Aidan Thompson	Zeev Bulum	G35, 28, 7, 4	G1, 2, 92, 12

Goals by period

Team	1	2	3	OT1	Tot
Denver	1	2	1	1	5
Arizona St	1	2	1	0	4

Shots by period

Team	1	2	3	OT1	Tot
Denver	14	10	9	1	34
Arizona St	8	8	3	0	27

Power play goals-ATT (SH)

Period	Denver	Arizona St
1st	0-3(3)	1-1(1)
2nd	0-0(0)	0-0(0)
3rd	0-0(0)	0-1(2)
OT1	0-0(0)	0-1(1)
Total	0-3(3)	1-3(4)

Penalty minutes

Period	Denver	Arizona St
1st	1-2	3-6
2nd	0-0	0-0
3rd	2-4	0-0
OT1	0-0	0-0
Total	3-6	3-6

Three stars

1. Aidan Thompson
2. Rieger Lorenz
3. Bennett Schimek

Officials

Referee: Nathan Weller
Referee: Stan Szczurek
Linesman: Michael Sarter
Linesman: Chris Zorza

Team summary

Players									Players								
#	Player	G	A	P	PM	BL	SH	±	#	Player	G	A	P	PM	BL	SH	±
2	Tony Piller	0	0	0	0	0	0	0	1	Luke Pavlich	0	0	0	0	0	0	0
3	Cale Anschutz	0	0	0	0	0	0	0	2	Noah Beck	0	0	0	0	0	0	0
4	Jack Devine	0	1	1	0	0	0	1	3	Ty Murchison	0	0	0	0	0	0	2
5	Garrett Brown	0	1	1	0	0	0	0	4	Joel Kjellberg	0	0	0	0	0	0	1
6	Aidan Thompson	2	0	2	0	2	4	1	6	Artem Shlaine	0	0	0	0	0	0	5
7	Boston Buckberger	1	0	1	0	0	2	2	7	Anthony Dowd	0	0	0	0	0	0	1
11	Samu Salminen	0	0	0	0	2	2	2	12	Cullen Potter	0	0	0	0	0	0	1
12	Sam Harris	1	1	2	0	2	4	0	14	Ty Jackson	1	0	0	0	2	1	-1
13	Hagen Burrows	0	0	0	0	0	0	0	16	Ethan Samagaj	0	0	0	0	0	0	-1
14	Rieger Lorenz	0	2	2	0	0	2	1	18	David Hymoch	0	0	0	0	0	0	1
15	Conner King	0	0	0	0	0	0	0	23	Bennett Schimek	1	0	0	0	1	2	0
18	Jared Whitely	1	0	1	0	0	0	0	25	Kyle Smolen	0	0	0	0	0	0	3
19	Jake Fisher	0	0	0	0	0	0	-1	29	Cole Gordon	0	0	0	0	0	0	0
21	Kent Anderson	0	0	0	0	1	2	-1	37	Sam Court	0	0	0	0	0	0	0
22	Conner Caponi	0	0	0	0	0	0	0	39	Cruz Lucius	1	0	0	1	5	-1	
23	Eric Pohlsman	0	1	1	0	0	2	-2	41	Ryan Alexander	0	0	0	0	0	0	0
24	Kieran Campbell	0	0	0	0	0	0	0	43	Lukas Sillinger	1	0	0	0	0	0	1
25	James Reader	0	0	0	0	1	2	-1	44	Brayden Boser	0	0	0	0	0	0	0
26	Steve Blum	0	1	1	0	0	3	0	46	Charlie Schoen	0	0	0	0	0	0	1
27	Max Davis	0	0	0	0	0	0	0	48	Ryan Kiwan	0	0	0	0	0	0	0
31	Freddie Hayes	0	0	0	0	0	0	0	50	Gibson Homer	dnp	dnp	dnp	dnp	dnp	dnp	dnp
Totals:		5	8	13	6	10	14	8	Zakai Brice								

Referee's Signature



Game 26



2024-25 Men's Ice Hockey
Box Score Report

Feb 01, 2025, Start time: 07:05 PM, Site: "Coach" Cady Arena, Oxford, Ohio
Attendance: 2257

Game duration: 2:18

ARIZONA ST. (16-9-1, 11-5-0)

VS

MIAMI (OH) (3-21-2, 0-16-0)

Box score

Prd	Time	Team	Scored by	Assists	Visitors on ice	Home on ice
1	1st 05:59	ASU	PP Kyle Smolen	Dylan Jackson	G1, 2, 61, 92, 25, 15	G35, 19, 27, 18, 9
2	1st 14:22	ASU	EV Sam Court	Bennett Schimek	G1, 37, 2, 51, 23, 14	G35, 16, 10, 13, 67, 23
3	2nd 11:31	ASU	EV Bransen Boser	Ethan Samagaj	G1, 74, 14, 92, 82, 25	G35, 16, 2, 9, 23, 26
4	3rd 06:36	ASU	EV Cruz Lucius	Bennett Schimek	G1, 7, 5, 51, 23, 12	G35, 2, 74, 34, 67, 26
5	3rd 19:59	MIAMI	EV Spencer Cox	Colby Ambrosio	G1, 7, 5, 92, 82, 12	G35, 16, 2, 13, 67, 8

Goals by period

Team	1	2	3	Tot
ASU	2	1	1	4
MIAMI	0	0	1	1

Shots by period

Team	1	2	3	Tot
ASU	9	10	5	24
MIAMI	4	3	4	11

Power play goals-ATT (SH)</

2024-25 BOX SCORES

Game 30



MINN. DULUTH (11-15-2, 7-10-1)

Goals by period

Team	1	2	3	OT1	Tot
ASU	1	2	0	0	3
UMD	1	1	1	0	3

Shots by period

Team	1	2	3	OT1	Tot
ASU	9	20	10	5	44
UMD	9	10	13	3	35

- (SH)

Period	ASU	UMD
1st	0-0(0)	0-1(1)
2nd	1-3(13)	1-1(1)
3rd	0-4(1)	0-1(0)
OT1	0-0(0)	0-0(0)
Total	1-7(14)	0-3(2)

Penalty minutes

Period	ASU	UMD
1st	1-2	1-2
2nd	1-2	2-4
3rd	1-2	4-8
OT	1-2	0-0
Total	4-8	7-14

Three stars

1. Max Plante
 2. Artem Shlaïne
 3. Adam Kleber

Officials

Referee: Andrew Wilk
 Referee: Michael Sheehan
 Linesman: Andrew Dokken
 Linesman: Jeff Schultz

Bulldogs					
1	2	3	1OT	1	Saves
8	18	10	5	0	41

Tie - Klayton Knapp (6-7-2)

Referee's Signature _____



ARIZONA ST. (18-12-2, 13-8-1)

Goals by period

Team	1	2	3	OT1	Tot
Western	0	1	2	1	4
Arizona St	1	1	1	0	3

Shots by period

Team	1	2	3	OT1	Tot
Western	10	20	9	2	41
Arizona St	10	13	10	3	36

Power play goals-ATT (SH)

Period	Western	Arizona St
1	0	0
2	0	0
3	0	0
OT1	0	0
Tot	0	0

1st	0-0(0)
2nd	0-1(1)

3rd	0-1(0)	0-1(2)
OT1	0-0(0)	0-0(0)
Total	0-2(1)	0-3(2)

Penalty minutes

Period	Western	Arizona St
1st	1-2	0-0
2nd	2-4	2-4
3rd	1-2	1-2
1QT	0-0	0-0
Total	4-8	3-6

Three stars

- 1. Iiro Hakkarainen
- 2. Cullen Potter
- 3. Bennett Schneck

Officials

Referee: Sterling Ergon
 Referee: Ryan Hersey
 Linesman: Colin Bensch
 Linesman: Eric Anderson

Referee's Signature _____



2024-25 Sun Devil Hockey Game Notes

2024-25 BOX SCORES

Game 33



2024-25 Men's Ice Hockey

Box Score Report

Feb 28, 2025, Start time: 07:07 PM, Kemp Ice at Baster Arena, Omaha, Nebraska
Attendance: 7802

Game duration: 2:18

ARIZONA ST. (19-12-2, 14-8-1)

VS

OMAHA (16-14-1, 12-8-1)

Box score

Prd	Time	Team	Scored by	Assists	Visitors on ice	Home on ice	Goals by period
1st	05:46	ASU	PP	Cullen Potter12	Anthony Dowd11 Cruz Lucius6	G31, 9, 14, 51, 23, 12	G30, 12, 46, 18, 6
2nd	14:19	OMA	PP	Brook Bremer4	Griffin Ludke11 Jacob Guerin12	G31, 7, 2, 15, 25	G30, 10, 7, 6, 26, 21
3rd	17:15	ASU	EV	Ryan Kiwan21	Artem Shlaine19 Cruz Lucius7	G31, 7, 5, 92, 51, 8	G30, 12, 10, 6, 9, 25
4th	01:10	ASU	EV	Cullen Potter13	Bennett Schimek21 Noah Beck25	G31, 9, 74, 61, 23, 12	G30, 12, 8, 6, 3, 25
5th	08:19	ASU	EV	Artem Shlaine14	Joel Kjellberg11 Dylan Jackson9	G31, 7, 5, 92, 15, 8	G30, 64, 7, 13, 26, 21

Team summary

#	Player	G	A	P	PM	BL	SH	±
1	Noah Beck	0	1	1	0	1	3	0
2	Ty Murchison	0	0	0	0	2	2	1
3	Joel Kjellberg	0	1	1	0	2	2	2
4	Artem Shlaine	0	1	1	0	3	2	7
5	Anthony Dowd	0	1	1	0	0	1	8
6	Tucker Ness	0	1	1	0	0	0	9
7	Cullen Potter	0	1	1	0	0	5	1
8	Ty Jackson	0	1	1	0	1	4	0
9	Dylan Jackson	0	1	1	0	4	1	1
10	Ethan Szmajgl	0	1	1	0	0	0	0
11	Bennett Schimek	0	1	1	0	1	1	1
12	Kyle Slinger	0	1	1	0	1	1	0
13	Cole Gordon	0	1	1	0	2	0	0
14	Gibson Homer	0	1	1	0	0	0	0
15	Sam Court	0	1	1	0	1	1	0
16	Ryan Kiwan	0	1	1	0	1	1	0
17	Ryan Alexander	0	1	1	0	0	0	0
18	Chase LaPorta	0	1	1	0	0	0	0
19	Brasen Boser	0	1	1	0	1	1	0
20	Ryan Kiwan	1	1	1	0	0	10	2
21	Luke Pavlich	0	1	1	0	0	0	0
22	Chase Hamm	0	1	1	0	0	0	0
23	Simon Lakoczy	0	1	1	0	0	0	0
24	Simon Lakoczy	0	1	1	0	0	0	0
25	Simon Lakoczy	0	1	1	0	0	0	0
26	Simon Lakoczy	0	1	1	0	0	0	0
27	Simon Lakoczy	0	1	1	0	0	0	0
28	Simon Lakoczy	0	1	1	0	0	0	0
29	Simon Lakoczy	0	1	1	0	0	0	0
30	Simon Lakoczy	0	1	1	0	0	0	0
31	Simon Lakoczy	0	1	1	0	0	0	0
32	Simon Lakoczy	0	1	1	0	0	0	0
33	Simon Lakoczy	0	1	1	0	0	0	0
34	Simon Lakoczy	0	1	1	0	0	0	0
35	Simon Lakoczy	0	1	1	0	0	0	0
36	Simon Lakoczy	0	1	1	0	0	0	0
37	Simon Lakoczy	0	1	1	0	0	0	0
38	Simon Lakoczy	0	1	1	0	0	0	0
39	Simon Lakoczy	0	1	1	0	0	0	0
40	Simon Lakoczy	0	1	1	0	0	0	0
41	Simon Lakoczy	0	1	1	0	0	0	0
42	Simon Lakoczy	0	1	1	0	0	0	0
43	Simon Lakoczy	0	1	1	0	0	0	0
44	Simon Lakoczy	0	1	1	0	0	0	0
45	Simon Lakoczy	0	1	1	0	0	0	0
46	Simon Lakoczy	0	1	1	0	0	0	0
47	Simon Lakoczy	0	1	1	0	0	0	0
48	Simon Lakoczy	0	1	1	0	0	0	0
49	Simon Lakoczy	0	1	1	0	0	0	0
50	Simon Lakoczy	0	1	1	0	0	0	0
51	Simon Lakoczy	0	1	1	0	0	0	0
52	Simon Lakoczy	0	1	1	0	0	0	0
53	Simon Lakoczy	0	1	1	0	0	0	0
54	Simon Lakoczy	0	1	1	0	0	0	0
55	Simon Lakoczy	0	1	1	0	0	0	0
56	Simon Lakoczy	0	1	1	0	0	0	0
57	Simon Lakoczy	0	1	1	0	0	0	0
58	Simon Lakoczy	0	1	1	0	0	0	0
59	Simon Lakoczy	0	1	1	0	0	0	0
60	Simon Lakoczy	0	1	1	0	0	0	0
61	Simon Lakoczy	0	1	1	0	0	0	0
62	Simon Lakoczy	0	1	1	0	0	0	0
63	Simon Lakoczy	0	1	1	0	0	0	0
64	Simon Lakoczy	0	1	1	0	0	0	0
65	Simon Lakoczy	0	1	1	0	0	0	0
66	Simon Lakoczy	0	1	1	0	0	0	0
67	Simon Lakoczy	0	1	1	0	0	0	0
68	Simon Lakoczy	0	1	1	0	0	0	0
69	Simon Lakoczy	0	1	1	0	0	0	0
70	Simon Lakoczy	0	1	1	0	0	0	0
71	Simon Lakoczy	0	1	1	0	0	0	0
72	Simon Lakoczy	0	1	1	0	0	0	0
73	Simon Lakoczy	0	1	1	0	0	0	0
74	Simon Lakoczy	0	1	1	0	0	0	0
75	Simon Lakoczy	0	1	1	0	0	0	0
76	Simon Lakoczy	0	1	1	0	0	0	0
77	Simon Lakoczy	0	1	1	0	0	0	0
78	Simon Lakoczy	0	1	1	0	0	0	0
79	Simon Lakoczy	0	1	1	0	0	0	0
80	Simon Lakoczy	0	1	1	0	0	0	0
81	Simon Lakoczy	0	1	1	0	0	0	0
82	Simon Lakoczy	0	1	1	0	0	0	0
83	Simon Lakoczy	0	1	1	0	0	0	0
84	Simon Lakoczy	0	1	1	0	0	0	0
85	Simon Lakoczy	0	1	1	0	0	0	0
86	Simon Lakoczy	0	1	1	0	0	0	0
87	Simon Lakoczy	0	1	1	0	0	0	0
88	Simon Lakoczy	0	1	1	0	0	0	0
89	Simon Lakoczy	0	1	1	0	0	0	0
90	Simon Lakoczy	0	1	1	0	0	0	0
91	Simon Lakoczy	0	1	1	0	0	0	0
92	Simon Lakoczy	0	1	1	0	0	0	0
93	Simon Lakoczy	0	1	1	0	0	0	0
94	Simon Lakoczy	0	1	1	0	0	0	0
95	Simon Lakoczy	0	1	1	0	0	0	0
96	Simon Lakoczy	0	1	1	0	0	0	0
97	Simon Lakoczy	0	1	1	0	0	0	0
98	Simon Lakoczy	0	1	1	0	0	0	0
99	Simon Lakoczy	0	1	1	0	0	0	0
100	Simon Lakoczy	0	1	1	0	0	0	0

Goalenders

#	Player	Min	GA	1	2	3	Saves
31	Gibson Homer	60:00	1	9	16	7	32
32	Win - Gibson Homer (8-4-2)						

Referee's Signature



Game 35



2024-25 Men's Ice Hockey

Box Score Report

Mar 14, 2025, Start time: 07:05 PM, Mullett Arena, Tempe, Arizona
Attendance: 5236

Game duration: 2:15

MINN. DULUTH (13-19-3)

VS

ARIZONA ST. (20-13-2)

Box score

Prd	Time	Team	Scored by	Assists	Visitors on ice	Home on ice	Goals by period
1st	03:51	Arizona St	EV	Ryan Kiwan24	Bennett Schimek22 Artem Shlaine21	G30, 6, 2, 22, 33, 12	G1, 7, 5, 92, 23, 12
2nd	06:44	Arizona St	EV	Charlie Schoen4	Zam Plante12 Jayson Shaugabay14	G30, 6, 2, 26, 15, 17	G1, 7, 5, 10, 62, 63
3rd	12:37	Duluth	EV	Max Plante8	Anthony Menghini6 Ty Hanson10	G30, 18, 20, 10, 13, 27	G1, 37, 2, 61, 23, 14
4th	10:29	Duluth	EV	Dominic James13	Anthony Menghini6 Ty Hanson10	G30, 6, 2, 26, 15, 17	G1, 37, 7, 92, 51, 8
5th	11:20	Arizona St	EV	Bennett Schimek14	Lukas Sillinger29 Noah Beck26	G30, 18, 8, 22, 33, 12	G1, 9, 74, 61, 23, 12
6th	16:28	Duluth	EV	Zam Plante7	Owen Gallatin11 Max Plante17	G30, 18, 20, 10, 13, 27	G1, 9, 5, 92, 51, 8
7th	05:39	Arizona St	EV	Anthony Dowd2	Kyle Smolen18 Ty Jackson14	G30, 20, 22, 33, 12	G1, 9, 74, 25, 15, 14

Team summary

Husdolls									Sun Devils									3rd		0-1(1)		0-1(2)	
#	Player	G	A	P	PM	BL	SH	±	#	Player	G	A	P	PM	BL	SH	±	Total	Total	0-2(4)	0-1(2)		
1	Ty Hanson	0	1	1	0	0	2	-1	1	Luke Pavichich	0	0	0	0	0	0	0	0	0	0	0	0	
2	Adam Kiebler	0	0	0	0	0	3	0	2	Noah Beck	0	1	1	0	2	0	1	0	0	0	0	0	
3	Aaron Plonk	0	0	0	0	0	1	-3	3	Ty Murchison	0	0	0	0	0	8	0	0	0	0	0	0	
4	Max Plante	1	1	1	4	2	2	2	2nd	Jack Gillingberg	0	0	0	0	0	0	0	Penalty	Duration	Antonsen St			
5	Jack Smith	0	0	0	0	0	0	-3	3rd	Artem Shlamine	0	1	1	2	2	3	1	1st	1-2	2-4			
6	Jayson Shaugabay	0	0	0	0	0	1	2	9	Anthony Dowd	1	0	1	1	1	1	1	2nd	0-0	0-0			
7	Harper Bentz	0	0	0	0	0	0	0	10	Tucker Ness	0	0	0	0	0	0	1	3rd	2-4	2-4			
8	Blake Bechen	0	0	0	0	0	1	0	11	Cliffen Potter	0	0	0	0	0	0	1	Total	3-6	4-8			
9	Dominic James	1	0	0	0	0	1	0	12	Ty Jackson	0	1	1	0	0	1	0	Three stars					
10	Joey Pierce	0	0	0	0	0	1	1	13	Dylan Jackson	0	0	0	0	0	1	0	1. Bennett Schlemke					
11	Owen Gallatin	0	1	1	0	1	3	1	14	Erhan Smagaj	0	0	0	0	0	1	0	2. Anthony Dowd					
12	Joe Molinaro	0	0	0	0	0	0	-3	15	Bennett Schlemke	0	0	0	0	0	0	0	3. Charlie Schoen					
13	Will Francis	0	0	0	0	0	1	-1	16	Kyle Smolton	0	1	1	1	1	2	0	Officials					
14	Callum Annett	0	0	0	0	0	0	0	17	Sam Court	0	0	0	0	0	3	-2	Referee: Nathan Hensley					
15	Anthony Menghini	0	1	1	0	0	3	0	18	Cruz Lucado	0	0	0	0	0	0	0	Referee: Ryan Wierse					
16	Zam Plante	0	0	0	0	0	5	2	19	Lucas Alexander	0	0	0	0	0	1	0	Referee: Chase McGee					
17	Aiden Dubinsky	0	0	0	0	0	2	0	20	61	Lucas Sillinger	0	1	1	1	1	0	0	Linesman: Lucas Bisbee				
18	Adam Gajan	0	0	0	0	0	0	0	21	74	Brasen Bosser	0	0	0	0	1	0	0					
19	Carler Looney	0	0	0	0	0	0	-3	22	Charlie Schoen	1	0	0	0	0	0	3						
20	Matthew Perkins	0	0	0	0	1	1	0	23	Ryan Kovacs	1	0	1	0	0	2	1						
21	Zach Sandy	0	0	0	0	0	0	0	24	Gibson Homer	0	0	0	0	0	0	0						
22	Klayton Knapp	0	0	0	0	0	0	0	25	Zakari Brice	0	0	0	0	0	0	0						
Totals: 3 6 9 9 31 4									Totals: 4 6 10 18 23 5														