

2021 Sun Devil Baseball

GAME NOTES - WASHINGTON STATE

ARIZONA STATE

12-5 (1-2 Pac-12)
@ASU_Baseball
@TheSunDevils

GAMES 15-17

March 26-28

6:30 p.m./2 p.m./12 p.m. AZT

Phoenix Municipal Stadium

Phoenix, Ariz.

Watch: Pac-12 Live Stream

Radio: 1060 AM KDUS

Washington State

12-5/1-2 Pac-12
@WSUCougarBSB
@WSUCougars

Five-Time NCAA Champions (1965, 1967, 1969, 1977, 1981) | 22 College World Series Appearances | 21 Conference Championships | 128 All-Americans | 14 National Players of the Year | 12 College Baseball Hall of Famers



ASU_BASEBALL



SUN DEVIL BASEBALL



ASU_BASEBALL

MEDIA RELATIONS CONTACT

Jeremy Hawkes

jdhawkes@asu.edu | C: 520-403-0121 | O: 480-965-9544

#10THINGS (Twitter-Friendly Notes)

1. Dating back to last year, ASU has held opponents to five runs or fewer in 30 of the 34 games since Jason Kelly's arrival.
2. In its last three weekend series, ASU opponents are 12-for-75 (.160) with runners in scoring position.
3. Sean McLain has hits in his last 15 games and leads the team with eight multi-hit games in the process.
4. Drew Swift and Hunter Haas have been flawless on the left side of the ASU infield, committing no errors on 105 total chances.
5. ASU's magic number this season has been four runs, going 10-1 when it scores four to just 2-4 when it scores three or less.
6. ASU has lost just one game in which Tyler Thornton has started, going 8-1 in those games going back to last year.
7. The bullpen has recorded a 2.73 ERA this season with eight saves and a 83:43 strikeout to walk ratio.
8. Hunter Haas has recorded the go-ahead RBI in five of ASU's 12 wins this season. No other player has more than two.
9. Brady Corrigan has retired the first batter he has faced in each of his seven appearances this season.
10. Cam Dennie has stranded all nine batters he has inherited over this season.

#BYTHENUMBERS

ASU has held its opponents to 5 runs or fewer in 30 of the 34 games since Jason Kelly has come on as the pitching coach. For perspective, ASU gave up six or more runs in 25 of its 57 games in 2019. ASU is 27th in the nation and third in the Pac-12 with a 3.28 ERA. ASU is 22nd in the country and third in the Pac-12 with a 1.19 WHIP this year. The team is 14th in the nation and second in the Pac-12 in hits allowed per nine innings (6.91). In ASU's last three weekend series, it has held opponents to 12-for-75 (.160) with runners in scoring position.

Sean McLain has become the hottest batter in the Sun Devil lineup, **with hits in his last 15 games and has multiple hits in eight of those** - the most multi-hit games on the team. He leads the team with a .390 average on the year, good for fourth in the Pac-12 and 106th among all batters in Division I. He is slugging .729 on the year, the third-highest total in the league and 54th in the nation. Of his 23 hits this season, 11 have been for extra bases. He is advancing baserunners at a team-high .586 clip (17-of-29).

ASU has lost just one game in which Tyler Thornton has started since arriving in Phoenix, going 8-1 in those games. Thornton has given ASU at least 5.0 innings in eight of his nine outings at ASU. In fact, including his 13 starts at Saint Mary's, Thornton has failed to reach the five-inning mark just three times in his 22 collegiate starts. Thornton has 6 or more strikeouts in six of his first eight appearances for the Sun Devils dating back to last year. His 32 strikeouts this season are currently tied for seventh in the Pac-12 while tied for the league lead with five starts.

The left side of the Sun Devil infield has been flawless this season as Drew Swift and Hunter Haas **having no errors on field errors on 105 total chances this season.** In the Pac-12, only Oregon's SS/3B duo of Josh Kasevich and Sam Novitske have a similarly flawless resume this year on 98 chances. ASU's 105 chances on the left side of the infield are third-most for a primary duo in the Pac-12. Kasevich (65) and Swift (64) are the only two shortstops with at least 60 chances without an error.

2021 @ASU BASEBALL Schedule

Date	Opponent	Time/Score
19-Feb	Sacramento State^	L 2-4
20-Feb	Sacramento State^	W 2-1
21-Feb	Sacramento State^	W 3-1
26-Feb	Hawaii	L 2-3
27-Feb	Hawaii	W 6-5
27-Feb	Hawaii	W 9-6
2-Mar	Nevada	W 13-4
5-Mar	Utah	W 4-3
6-Mar	Utah	W 4-1
7-Mar	Utah	W 5-0
12-Mar	Fullerton	W 10-0
13-Mar	Fullerton	W 6-4
14-Mar	Fullerton	W 5-2
16-Mar	UNLV	L 9-10
19-Mar	at Oregon*	W 6-3
20-Mar	at Oregon*	L 1-7
21-Mar	at Oregon*	L 3-5
26-Mar	Washington State*	6:35 PM
27-Mar	Washington State*	2:05 PM
28-Mar	Washington State*	12:05 PM
30-Mar	at UNLV	12:05 PM
1-Apr	Arizona*	6:35 PM
2-Apr	Arizona*	6:35 PM
3-Apr	Arizona*	2:05 PM
6-Apr	at Arizona	TBD
9-Apr	at Washington*	TBD
10-Apr	at Washington*	TBD
11-Apr	at Washington*	TBD
16-Apr	Stanford*	6:35 PM
17-Apr	Stanford*	6:35 PM
18-Apr	Stanford*	12:35 PM
20-Apr	Grand Canyon	6:35 PM
21-Apr	at Grand Canyon	TBD
23-Apr	at Utah*	TBD
24-Apr	at Utah*	TBD
25-Apr	at Utah*	TBD
26-Apr	at BYU	TBD
30-Apr	Rhode Island	6:35 PM
1-May	Rhode Island	6:35 PM
2-May	Rhode Island	12:35 PM
7-May	at Cal*	TBD
8-May	at Cal*	TBD
9-May	at Cal*	TBD
11-May	at Nevada	12:00 PM
14-May	Oregon State*	6:35 PM
15-May	Oregon State*	6:35 PM
16-May	Oregon State*	12:35 PM
19-May	at San Diego	TBD
21-May	at USC*	TBD
22-May	at USC*	TBD
23-May	at USC*	TBD
27-May	UCLA*	6:35 PM
28-May	UCLA*	6:35 PM
29-May	UCLA*	12:35 PM

All times local

* - Indicates a Pac-12 Conference game

- Indicates a Pac-12 Network Game

^ - Indicates a Pac-12 Live Stream Game

PROJECTED STARTERS

ASU	ERA	W-L	IP	SO	BB	Opp. Avg.
TBA						
RHP Tyler Thornton	4.62	1-1	25.1	32	11	.223
TBA						
WSU	ERA	W-L	IP	SO	BB	Opp. Avg.
TBA						
RHP Zane Mills	1.44	3-0	25.0	32	10	.174
TBA						

Five-Time NCAA Champions (1965, 1967, 1969, 1977, 1981) | 22 College World Series Appearances | 21 Conference Championships

128 All-Americans | 14 National Players of the Year | 12 College Baseball Hall of Fame Members

447 Major League Baseball Draft Picks | 111 Major Leaguers | 52 Major League Baseball First-Round Draft Picks

TWITTER: @ASU_BASEBALL

INSTAGRAM: @ASU_BASEBALL

FACEBOOK: SUNDEVILBASEBALL

2021 Sun Devil Baseball

QUICK FACTS/MEDIA INFORMATION

GENERAL INFORMATION

Location	Tempe, Ariz.
Founded	1885
Enrollment	119,000
Nickname	Sun Devils
School Colors	Maroon and Gold
Home Field	Phoenix Municipal Stadium
Capacity	5,300
Muni Dimensions	Lines: 333 (LF) 334 (RF) Alleys: 385 CF: 395
Surface	Grass
Affiliation	NCAA Div. I
Conference	Pac-12
President	Dr. Michael Crow
VP of Athletics	Ray Anderson
Athletic Dept. Phone	(480) 965-3482
Ticket Office Phone	(480) 727-0000
Athletics Department Address	Carson Student-Athlete Center
.....	500 East Veteran's Way
.....	P.O. Box 872505
.....	Tempe, AZ 85287-2505

PROGRAM HISTORY

First Year of Baseball	1907 (7-2)
Start of NCAA Baseball	1959 (28-18-1)
All-Time Record	2920-1471-8 (.664)*
Modern Era Record (Since Joining NCAA)	2588-1129-4*
National Championships	5 ('65, '67, '69, '77, '81)
Years in CWS/Last	22 (2010)*
All-Time CWS Record	61-38 (.616)*
NCAA Appearances/Last	40 (2019)*
NCAA Tournament Record	170-80 (.680)*
Best Record All-time	64-6 (.914) - 1972
Last All-Americans	2020 (1)^
.....	Spencer Torkelson (Unanimous)

*- ASU vacated 44 wins, the Pac-10 title and the College World Series appearance from 2007. Records do not reflect the vacations.

^- Only one publication released All-Americans

COACHING STAFF

Head Coach	Tracy Smith (7th/25th overall)
Alma Mater	Miami (Ohio) (1989)
Record at ASU (Years)	180-138 (6)
Career Division I (Years)	784-595-1 (23)
Associate Head Coach	Ben Greenspan (7th year)
Assistant Coach/Pitching	Jason Kelly (2nd Year)
Volunteer Assistant Coach/Hitting	Michael Earley (5th year)
Dir. of Operations	Daniel Stolper (4th year)
Strength & Conditioning	Jason Robbins (7th year)
Athletic Trainer	Jesse Lowman (7th year)
Dir. of Community Relations	Armando Flores (14th year)

SPORTS INFORMATION

Baseball Contact	Jeremy Hawkes
Office	480-965-9544
Cell	520-403-0121
E-Mail	jdhawkes@asu.edu
Director of Sports Information	Doug Tammara
Email	tammara@asu.edu

2020 RECAP

Overall Record	13-4
Conference record	---
Home record	11-4
Away record	2-0
Neutral site record	---
Postseason	---
Final national finish	---
Conference finish	---
Players Drafted	5

MEDIA INFORMATION

Credentials

All credential requests should be sent via email to Jeremy Hawkes (jdhawkes@asu.edu).

Interview Policy

Sun Devil Baseball's weekly media availability with vary week-to-week based on the season's schedule. Media Relations Director Jeremy Hawkes will reach out each week to confirm availability dates. Media planning to attend must contact Jeremy Hawkes (520-403-0121/ jdhawkes@asu.edu) ahead of time and inform him of their plans or to be added to the distribution list.

Throughout the season's schedule, ASU will host postgame Zoom interviews in the Omaha Room after each game. Media members should request players at the beginning of the ninth inning. Please contact Jeremy Hawkes or a member of the media relations staff in the press box to coordinate those interviews. Media members who wish to schedule an interview outside of practice must contact Jeremy Hawkes.

Photography/Videography

Accommodations for B-Roll purposes at practice can be made through Jeremy Hawkes (jdhawkes@asu.edu). During games, credentials must be worn in plain view throughout the game and all photographers must adhere to painted lines and instructions given by security personnel and/or Arizona State staff members at all times. Due to COVID-19 restrictions, the shooting area will be designated to the open areas of the stadium with proper social distancing. One camera well may be used by the general media at a time, but can not be shared. All members of the media must remain masked throughout the game. At no point during game action should a member of the media be on the field of play. Contact Jeremy Hawkes for any details regarding shooting game action.

Media Highlights Policy

Highlights Include Pac-12 Networks/ESPN/FOX network broadcasts (including affiliates such as ABC and ESPNU and CBS sublicensed telecasts), all home hosted non-televised competitions including those that are live streamed and any other sport events in which the Pac-12 controls the exhibition rights. No third-party organization may post competition footage of any Pac-12 game, non-conference home game or other contest for which the Pac-12 controls the media rights on its website without a license to the content from the Pac-12 Networks or its licensing partner (Wazee Digital), with the exception of news window privileges described below. Alternatively, third parties are permitted to post video on their websites through the use of the Pac-12 Digital embeddable video player (embed code available at <http://video.pac-12.com>). Certified broadcast news outlets may use a maximum of 3 minutes of Pac-12 event footage on their regularly scheduled newscasts during the 48-hour news window following the conclusion of included events. If the highlights from a Pac-12 Networks production do not contain the Pac-12 Networks bug, the news outlet must insert "Courtesy of Pac-12 Networks" over the footage. Excerpts of those newscasts containing these highlights may also be posted to news providers' websites, but must be removed 48 hours after the conclusion of any included event, unless a license for that footage is obtained from Pac-12 Conference or its licensing Partner (Wazee Digital). Highlights may not be posted to YouTube, Facebook, or other social media properties.

2021 Media Coverage

The vast majority the Sun Devils games this season will be available to fans via the Pac-12 Network or the Pac-12 Live Stream online.

The Sun Devil Sports Radio Network is scheduled to broadcast 32-35 Sun Devil Baseball games this season between NBC Sports Radio AM 1060. Fans can listen to the broadcasts on the radio or via the TuneIn app on thesundevils.com. Links to the streaming audio can be found on the online baseball schedule.

Tim Healey is set to serve his 23rd season as the "Voice of the Sun Devils" on baseball broadcasts and will be joined for the fourth-straight season by color analyst Max Rossiter, who was an all-conference catcher for the Devils from 2012-13.

Head Coach Tracy Smith's weekly radio show, "Dugout Chatter," will debut in March on NBC Sports Radio AM 1060. The 30-minute show will run mainly on Wednesday's at 7 p.m. for nine weeks and is hosted by Tim Healey.

2021 Sun Devil Baseball

GAME NOTES/ROSTERS

PHOENIX -- Sun Devil Baseball returns home this weekend hoping to bounce back from a tough Pac-12 opening series loss on the road at #16 Oregon last weekend as the team hosts Washington State beginning Friday at 6:30 p.m. AZT at Phoenix Municipal Stadium. Saturday's tilt is scheduled for 2 p.m. before concluding the series on Sunday at 12 p.m.

In The Rankings

- The Sun Devils remain ranked in the Top-25 in Collegiate Baseball's weekly poll at No. 16 and are receiving votes in the USA Today Coaches Poll and the NCWBA Poll.

Follow the Action

- All three games this weekend will be streamed live online on the main ASU live stream at <https://pac-12.com/live/arizona-state-university>.
- Each game will also be broadcast over the airwaves on 1060 AM KDUS.
- Fans are encouraged to follow along pre-game and in-game content throughout the weekend on the Sun Devil Baseball Twitter account: @ASU_Baseball, especially for key weather updates and time changes.

On The Cougars

- WSU owns a 12-5 overall record and 1-2 in Pac-12 Conference play, matching their best start since 2010 after splitting a two-game series at UNLV this week.
- ASU leads the all-time series 60-19 and swept the last series in Tempe in 2019. ASU is 39-7 all-time against the Cougars in games at ASU.
- WSU is led by senior outfielder Collin Montez' .373 batting average, sixth among Pac-12 hitters, while preseason All-American junior first baseman Kyle Manzardo paces the club with 27 hits, is third in the Pac-12 with six home runs and second in the league with 24 RBI.

Just Like He Drew It Up

- Drew Swift has recorded hits in 15 of 17 games this season and enters the weekend with a .348 average - tied for 10th in the Pac-12. His slugging percentage sits at .515, 145th in the Pac-12 and a notable evolution for a player who had just two extra-base hits in 55 games as a freshman and slugged just .333 as a sophomore.
- Swift is second on the team in having reached base in nine straight games.
- He has reached base on 14 out of 27 leadoff opportunities this season and has seven games this season with multiple hits - second on the team. He has multiple hits in 15 of his last 28 games, dating back to last season.
- Perhaps more impressive has been his defensive play at shortstop where he is a perfect 64-for-64 on his chances with a team-high 44 assists and seven double plays turned. He is one of just three shortstops in the league without an error and he and Oregon's Josh Kasevich are the only ones without an error on 50+ chances.
- Swift led the team in batting average last year, sitting at .365 overall on the season with a team-best 23 hits - three more than any of his teammates. He was easily been ASU's best hitter with runners in scoring position, going 11-for-24 (.524) with three more hits than any teammate. Swift had a team-best 8 multi-hit games - two more than any of his teammates - and was the only player on the squad to record a 4-hit game - doing so twice.
- Swift was named to the Pac-12 honorable mention All-Defensive team as a sophomore. He was a part of 36 double plays, despite missing time with injury, good for fourth in the Pac-12 in the category and second among non-first basemen. His 135 defensive assists were good for 7th in the Pac-12.

Big Sean

- Sean McLain has become the hottest batter in the Sun Devil lineup, with hits in each of his last 15 games and has multiple hits in eight of those - the most-multi hit games on the team.
- McLain has homered four times this season, good for sixth in the Pac-12
- He leads the team with a .390 average on the year, good for fourth in the Pac-12 and 106 among all NCAA Division I batters.
- McLain has six doubles on the year, good for seventh in the Pac-12.
- Eleven of his 23 hits this year have been for extra bases, posting a .729 slugging percentage that is third in the Pac-12 and 54th in the nation.
- McLain has successfully advanced runners a team-best 58.6 percent of the time (17-of-29 chances).
- He has just two errors on 62 chances this year, though one of those errors came while playing in the outfield after spending the majority of his time at second base.

Welcome to Our Haas

- Hunter Haas continues to get it done both on the plate and at the hot corner, entering the weekend with a .313 average and leading the team with 12 RBIs and also with 14 runs scored.
- Haas has posted the go-ahead RBI five times this season in ASU's 12 wins - including each of the three games against Fullerton. No other Sun Devil has more than two.
- Haas has struck out just five times this season, marking him the toughest player to strike out in the Pac-12 - doing so just once every 13.4 at-bats this year - and 45th in the nation.

NUMERICAL QUICK ROSTER

No.	Name	Cl.	B/T	Pos.
3	Cacchione, Dom	RS So.	R/R	RHP
4	La Flam, Luke	RS So.	R/R	RHP
5	Lampe, Joe	RS Fr.	L/R	OF/INF
6	Swift, Drew	RS Jr.	R/R	INF
7	Moss, Jack	Fr.	L/R	INF
8	Cheema, Nick	RS Sr.	R/R	C
9	Ferri, Sam	RS Sr.	R/R	C
10	McLain, Sean	RS Fr.	R/R	INF
11	Higgins, Kade	Fr.	L/R	OF
12	Baez, Nate	RS Fr.	R/R	INF
14	Haas, Hunter	Fr.	R/R	INF
15	Tolman, Erik	RS So.	L/L	LHP
16	Tosti, Vinny	RS So.	R/R	OF
17	Benson, Cooper	RS Fr.	L/L	LHP
18	Kalmer, Brian	RS Fr.	R/R	INF
19	Vander Kooi, Boyd	RS Jr.	R/R	RHP
20	Paustian, Logan	Fr.	R/R	C
21	Davis, Conor	RS Sr.	R/R	INF
22	Burzell, Blake	RS So.	R/R	RHP
23	Fall, Justin	RS Jr.	L/L	LHP
24	Wallerstedt, Nick	RS Fr.	R/R	RHP
25	Levine, Will	RS So.	R/R	RHP
26	Osman, Graham	RS Fr.	L/L	LHP
27	Jump, Hunter	RS Jr.	L/R	OF
28	Nager, Seth	RS Fr.	L/R	OF
29	Thornton, Tyler	RS So.	R/R	RHP
30	Corrigan, Brady	RS Jr.	R/R	RHP
31	Murphy, Kai	RS Fr.	L/L	OF/LHP
32	Barnett, Bryce	RS Fr.	R/R	RHP
33	Peery, Brock	Fr.	R/R	RHP
35	Long, Ethan	Fr.	R/R	INF/RHP
36	Tomczak, Seth	RS Fr.	L/R	RHP
37	Brueser, Michael	Fr.	R/R	OF
38	Hauser, Joe	Fr.	R/R	RHP
39	Glenn, Jared	Fr.	L/R	RHP
40	Ogg, Alexander	RS Fr.	R/R	RHP
41	Bodlovich, Christian	RS Fr.	R/R	RHP
44	Pivaroff, Blake	Fr.	L/R	INF
45	Dennie, Cam	RS Fr.	R/R	RHP
47	Major, Albry	RS Jr.	S/R	OF/INF
48	Baggs, Jay	RS Fr.	R/R	RHP

ALPHABETICAL QUICK ROSTER

No.	Name	Cl.	B/T	Pos.
12	Baez, Nate	RS Fr.	R/R	INF
48	Baggs, Jay	RS Fr.	R/R	RHP
32	Barnett, Bryce	RS Fr.	R/R	RHP
17	Benson, Cooper	RS Fr.	L/L	LHP
41	Bodlovich, Christian	RS Fr.	R/R	RHP
37	Brueser, Michael	Fr.	R/R	OF
22	Burzell, Blake	RS So.	R/R	RHP
3	Cacchione, Dom	RS So.	R/R	RHP
8	Cheema, Nick	RS Sr.	R/R	C
30	Corrigan, Brady	RS Jr.	R/R	RHP
21	Davis, Conor	RS Sr.	R/R	INF
45	Dennie, Cam	RS Fr.	R/R	RHP
23	Fall, Justin	RS Jr.	L/L	LHP
9	Ferri, Sam	RS Sr.	R/R	C
39	Glenn, Jared	Fr.	L/R	RHP
14	Haas, Hunter	Fr.	R/R	INF
38	Hauser, Joe	Fr.	R/R	RHP
11	Higgins, Kade	Fr.	L/R	OF
27	Jump, Hunter	RS Jr.	L/R	OF
18	Kalmer, Brian	RS Fr.	R/R	INF
4	La Flam, Luke	RS So.	R/R	RHP
5	Lampe, Joe	RS Fr.	L/R	OF/INF
25	Levine, Will	RS So.	R/R	RHP
35	Long, Ethan	Fr.	R/R	INF/RHP
47	Major, Albry	RS Jr.	S/R	OF/INF
10	McLain, Sean	RS Fr.	R/R	INF/OF
7	Moss, Jack	Fr.	L/R	INF
31	Murphy, Kai	RS Fr.	L/L	OF/LHP
28	Nager, Seth	RS Fr.	L/R	OF
40	Ogg, Alexander	RS Fr.	R/R	RHP
26	Osman, Graham	RS Fr.	L/L	LHP
20	Paustian, Logan	Fr.	R/R	C
33	Peery, Brock	Fr.	R/R	RHP
44	Pivaroff, Blake	Fr.	L/R	INF
6	Swift, Drew	RS Jr.	R/R	INF
29	Thornton, Tyler	RS So.	R/R	RHP
15	Tolman, Erik	RS So.	L/L	LHP
36	Tomczak, Seth	RS Fr.	L/R	RHP
16	Tosti, Vinny	RS So.	R/R	OF
19	Vander Kooi, Boyd	RS Jr.	R/R	RHP
24	Wallerstedt, Nick	RS Fr.	R/R	RHP

TWITTER: @ASU_BASEBALL

INSTAGRAM: @ASU_BASEBALL

FACEBOOK: SUNDEVILBASEBALL

2021 Sun Devil Baseball

GAME NOTES

- His seven hits with runners in scoring position are most on the team (and come on just 17 chances for a .412 average).
- His four-RBI effort against Nevada is tied for the most for a Sun Devil this season and tied for the team with three multi-RBI games.
- The frosh isn't afraid to shoot his shot with the majority of his action coming early in counts, rarely seeing more than two pitches. 15 of his 21 hits this year have come on 0-0, 1-0 or 0-1 counts.
- Haas has easily been ASU's best hitter with two outs, recording 10 hits on 17 chances - two more hits than any other player on the roster.
- Haas has successfully advanced runners a team-high 20 times on 39 opportunities this season for a .513 average.
- Haas has been perfect over at the hot corner, with no errors on 41 total chances. He is one of just three third basemen in the league with no errors, though he has done so on more chances than the other two.

I Love Lamp

- Joe Lampe showed why he might quickly become a fan favorite for the Sun Devil faithful, hustling out doubles on routine singles, scoring sacrifice flies from second base, coming home from second on infield singles and generally providing some oomph into the bottom of the Sun Devil order.
- His .340 average is 13th in the Pac-12 while his .560 slugging percentage is 13th as well.
- He is the only Sun Devil with multiple three-hit games this year.
- Lampe has stranded just seven runners on the base path this year and successfully advanced runners 16 times on 33 chances (.485).
- He has been absurd at productive outs, recording 11 runners advanced with an out this year - four more than any other player on the roster.
- Lampe is third in the nation with four sacrifice flies this season.

Jump Around

- Hunter Jump got off to a bit of a slow start but has come on strong in his last couple games with hits in 12 of his last 13 games.
- Jump has drawn a team-high 10 walks on the season - two more than any other player on the team.
- He is tied for first on the team with three multi-RBI games.
- Jump was among the hottest hitters in the Sun Devil lineup in the last couple weeks of the 2020 season and finished the year on an eight-game hitting streak.
- In the last two weeks of the 2020 season, Jump went 14-of-31 with a .452 average and was second on the team with 12 RBIs in the final 8 games. He slugged .742 in that time with a team-best six doubles.
- He led the Pac-12 and was 27th nationally with 7 total doubles on the season.

Every Rose Has Its Thorn

- Tyler Thornton has continued to do Tyler Thornton things in 2021 and will look to take those talents as the stabilizer in the weekend rotation after the unfortunate season-ending injuries to Cooper Benson, Boyd Vander Kooi and Erik Tolman.
- Thornton leads the Devils with 25.1 innings pitched this year, striking out a team-best 32 and to 11 walks. The 32 strikeouts are tied for 7th in the Pac-12.
- Thornton has 6 or more strikeouts in six of his first nine appearances for the Sun Devils dating back to last year.
- Thornton has given ASU at least 5.0 innings in eight of his nine outings at ASU. In fact, including his 13 starts at Saint Mary's, Thornton has failed to reach the five-inning mark just three times in his 22 collegiate starts.
- ASU has lost just one game in which he had started, going 8-1 in those games.
- Thornton, a transfer from Saint Mary's, played heavily into the Sun Devil pitching rotation last season and posted a quality start in three of his first four starts, the only Sun Devil to post such a feat.
- Thornton was 2-0 with a 3.48 ERA with 25 strikeouts and seven walks in 24.0 innings pitched - tied for 6th in the Pac-12. His 25 strikeouts were 11th in the Pac-12.
- Thornton was tabbed the National Freshman of the Year (Collegiate Baseball) and National Freshman Pitcher of the Year (NCWBA) and Freshman of the Year of the West Coast Conference. He finished the year with a 10-2 record and a 2.71 earned run average in 13 starts. His 5.54 hits allowed

per nine innings were ranked 11th in the country and first in the West Coast Conference and his 10 wins were also ranked 11th in the nation.

The Brady Bunch

- Brady Corrigan has been electric out of the bullpen for ASU this season, posting a 1.12 ERA in seven appearances and 8.0 innings pitched.
- Corrigan has the lowest batting average against on the team at .074 and struck out 14 batters to just four walks.
- He has retired the first batter he has faced a perfect 7-of-7 times.

The JK Effect

- Pitching coach Jason Kelly has made an immediate impression in Phoenix in just his short time with the program and his early returns last season have continued into 2021.
- ASU has held its opponents to 5 runs or fewer in 30 of the 34 games since Kelly has come on as the pitching coach. For perspective ASU gave up six or more runs in 25 of its 57 games in the 2019 season.
- ASU is 27th in the nation and third in the Pac-12 with a 3.28 ERA.
- ASU is 22nd in the country and third in the Pac-12 with a 1.19 WHIP this year. The team is 14th in the nation and second in the Pac-12 in hits allowed per nine innings (6.91).
- In ASU's last three weekend series, it has held opponents to 12-for-75 (.160) with runners in scoring position.
- The series-clinching effort against Sac State was ASU's first one-hitter since May 20, 2007 when Brian Flores went the distance in an 8-1 victory over Oregon State. ASU has had two no-hitters since then (Ryan Kellogg in 2013 and Ryan Hingst in 2016).
- ASU had eight pitchers combine for a shutout in the team's series sweeping win over Utah - the first time in program history eight pitchers combined to shut out another team.

Playing the Field

- The Sun Devils are likely one of the few teams in the country that are not returning a single position player to their 2020 positions in 2021. ASU's only two veteran starters are Drew Swift - who shifted over to shortstop this season after spending the majority of his career at second base - and catcher Sam Ferri, who was knocked out during opening weekend last season with injury. All other positions on the diamond have been replaced by newcomers.
- Despite that, ASU finds itself fielding at a very respectable .977 average early in the season - good for fourth in the Pac-12 and 43rd in the nation.
- The left side of ASU's infield of Drew Swift and Hunter Haas have been perfect from the field on 105 chances. ASU and Oregon are the only Pac-12 teams with a shortstop and third baseman to lay such a claim.

Grab the Bullpen By the Horns

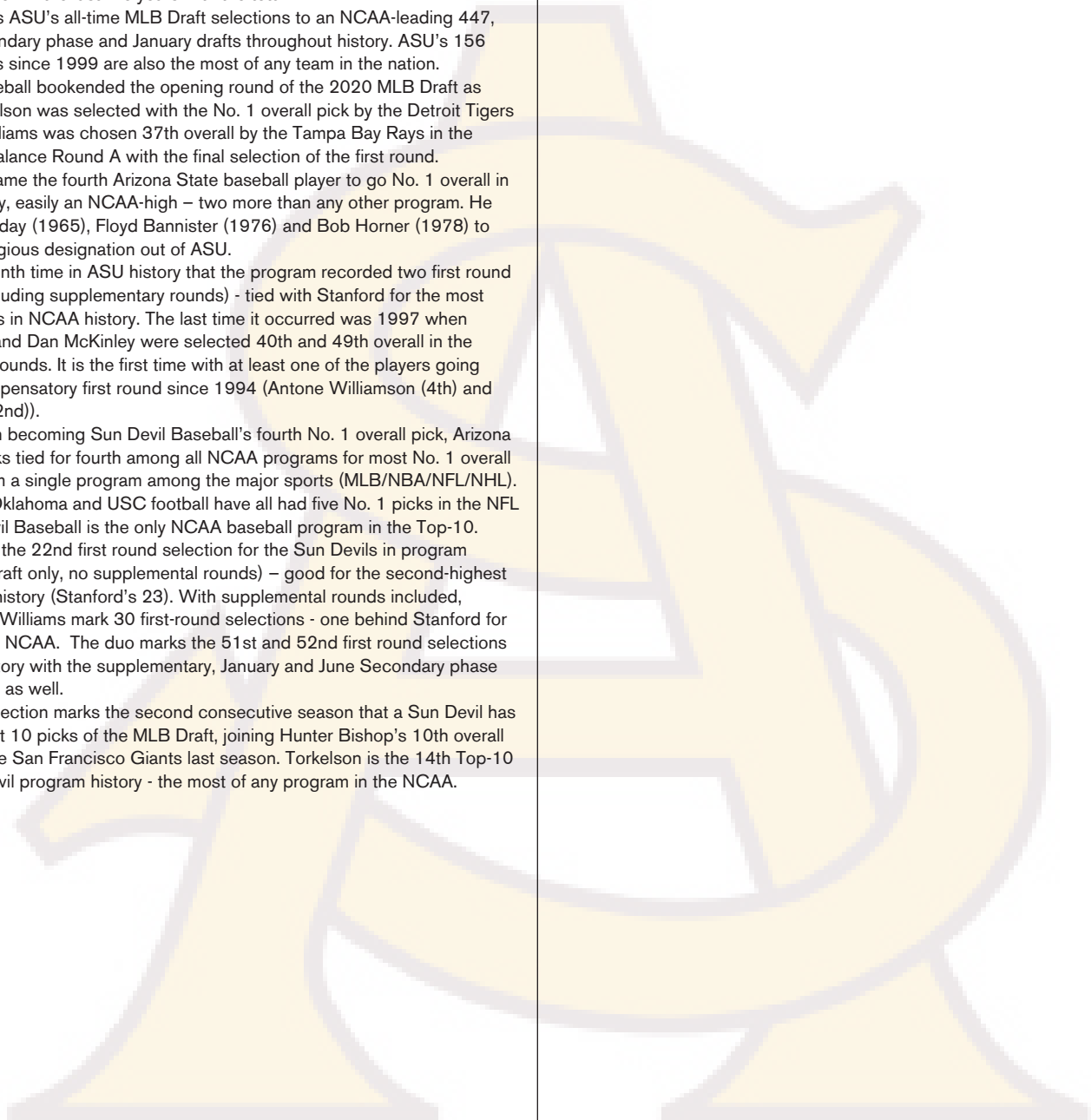
- ASU will depend heavily on its pen this season with the loss of Cooper Benson, Boyd Vander Kooi and Erik Tolman's. But thus far, the group has been up to task.
- The bullpen has recorded a 2.73 ERA this season with eight saves and a 83:43 strikeout to walk ratio.
- Freshman Ethan Long is third on the team with six appearances and has yet to allow a run, recording a team-best four saves in the process.
- Eleven players who have come off the bench has still recorded a sub-3.00 ERA on the season
- The bullpen is combining to allow just a .199 opponent batter's average against.
- Cam Dennie has inherited nine runners this season and not allowed any of them to score.

Feeling the Draft

- Despite the draft being shortened to five rounds from 40 due to the fallout from COVID-19, the Sun Devils made history as ASU's five draft selections through the first four rounds marked a program record. Previously the record was four, which had occurred six times in history and most recently in 2012 (Deven Marrero, Brady Rodgers, Joey DeMichele, Jake Barrett).
- The five selections in the 2020 MLB Draft were the most of any program. ASU

has had at least five MLB Draft selections if 49 of the 56 all-time draft years since Sun Devil alumnus Rick Monday was selected with the No. 1 overall pick of the 1965 MLB Draft. It was ASU's third consecutive season with five draft picks and the fourth season in the last five years with the total.

- The haul brings ASU's all-time MLB Draft selections to an NCAA-leading 447, including secondary phase and January drafts throughout history. ASU's 156 draft selections since 1999 are also the most of any team in the nation.
- Sun Devil Baseball bookended the opening round of the 2020 MLB Draft as Spencer Torkelson was selected with the No. 1 overall pick by the Detroit Tigers while Alike Williams was chosen 37th overall by the Tampa Bay Rays in the Competitive Balance Round A with the final selection of the first round.
- Torkelson became the fourth Arizona State baseball player to go No. 1 overall in program history, easily an NCAA-high – two more than any other program. He joins Rick Monday (1965), Floyd Bannister (1976) and Bob Horner (1978) to earn the prestigious designation out of ASU.
- It was the seventh time in ASU history that the program recorded two first round selections (including supplementary rounds) - tied with Stanford for the most multi-pick years in NCAA history. The last time it occurred was 1997 when Ryan Bradley and Dan McKinley were selected 40th and 49th overall in the supplemental rounds. It is the first time with at least one of the players going in the non-compensatory first round since 1994 (Antone Williamson (4th) and Jacob Cruz (32nd)).
- With Torkelson becoming Sun Devil Baseball's fourth No. 1 overall pick, Arizona State now ranks tied for fourth among all NCAA programs for most No. 1 overall draft picks from a single program among the major sports (MLB/NBA/NFL/NHL). Notre Dame, Oklahoma and USC football have all had five No. 1 picks in the NFL draft. Sun Devil Baseball is the only NCAA baseball program in the Top-10.
- Torkelson was the 22nd first round selection for the Sun Devils in program history (June draft only, no supplemental rounds) – good for the second-highest tally in NCAA history (Stanford's 23). With supplemental rounds included, Torkelson and Williams mark 30 first-round selections - one behind Stanford for the most in the NCAA. The duo marks the 51st and 52nd first round selections in program history with the supplementary, January and June Secondary phase drafts included as well.
- Torkelson's selection marks the second consecutive season that a Sun Devil has gone in the first 10 picks of the MLB Draft, joining Hunter Bishop's 10th overall selection by the San Francisco Giants last season. Torkelson is the 14th Top-10 pick in Sun Devil program history - the most of any program in the NCAA.



2021 Sun Devil Baseball

HOME RUNS/DOUBLE PLAYS/PITCHING/TROPHY CASE

HOME RUN TRACKER

Player (Season. No.)	Gm # - Date	Opponent	On Base	Inning	Outs	Count	Score	Final
Kai Murphy (1)	2-Feb. 20	Sac State	0	5	0	3-2	0-1	2-1
Hunter Haas (1)	5-Feb. 27	Hawai'i	1	8	2	2-0	4-4	6-5
Joe Lampe (1)	6-Feb. 27	Hawai'i	1	2	2	0-0	1-0	9-6
Drew Swift (1)	6-Feb. 27	Hawai'i	0	2	2	1-0	3-0	9-6
Kade Higgins (1)	7-March 2	Nevada	1	2	2	0-0	11-4	13-4
Sean McLain (1)	9-March 6	Utah	1	2	1	3-2	0-0	4-1
Hunter Jump (1)	11-March 12	Fullerton	1	5	1	2-0	3-0	10-0
Sean McLain (2)	11-March 12	Fullerton	0	5	2	0-0	5-0	10-0
Albry Major (1)	11-March 12	Fullerton	1	7	2	0-0	8-0	10-0
Kai Murphy (2)	12-March 13	Fullerton	1	4	2	2-2	0-3	6-4
Sean McLain (3)	12-March 13	Fullerton	0	8	1	0-1	5-4	6-4
Sean McLain (4)	13-March 14	Fullerton	0	2	0	0-0	0-1	5-2
Drew Swift (2)	14-March 16	UNLV	1	3	0	3-1	1-3	9-10
Sam Ferri (1)	14-March 16	UNLV	0	4	0	0-0	4-4	9-10
Ethan Long (1)	16-March 19	at #16 Oregon	1	8	2	3-2	4-3	6-3

GAME-WINNING RBIs (RBI Responsible for the Go-Ahead Run and a Lead Not Relinquished)

Player	Gm # - Date	Opponent	Season #	Inning	Outs	Count	Result	Final
Drew Swift	2-Feb. 20	Sac State	1	5	1	1-1	1B RBI	2-1
Joe Lampe	3-Feb. 21	Sac State	1	2	2	1-2	2B 2RBI	3-1
Hunter Haas	5-Feb. 27	Hawai'i	1	8	2	2-0	HR IP 2RBI	6-5
Joe Lampe	6-Feb. 27	Hawai'i	2	6	1	1-0	F8 SF	9-6
Hunter Haas	7-March 2	Nevada	2	6	1	0-1	1B RBI	13-4
Blake Pivaroff	8-March 5	Utah	1	7	1	0-1	1B RBI	4-3
Sean McLain	9-March 6	Utah	1	2	1	3-2	HR 7 2RBI	4-1
Ethan Long	10-March 7	Utah	1	1	1	0-2	F7 SF	5-0
Hunter Haas	11-March 12	Fullerton	3	3	0	1-1	FC 4 RBI	10-0
Hunter Haas	12-March 13	Fullerton	4	7	2	1-0	1B RBI	6-4
Hunter Haas	13-March 14	Fullerton	5	2	2	0-0	2B 3RBI	5-2
Ethan Long	16-March 19	at #16 Oregon	2	3	2	0-0	1B RBI	6-3

DOUBLE PLAYS

Gm # - Date	Opponent	Pitcher	Scoring	Players	Inning	Outs	Score	Final
3-Feb. 21	Sac State	Tolman	16-4 DP	Swift-McLain	3	0	2-0	3-1
4-Feb. 26	Hawai'i	Bodlovich	643 GDP	Swift-McLain-Baez	2	1	1-0	2-3
6-March 5	Utah	Thornton	13-3 DP	Murphy-Baez	1	0	0-0	4-3
10-March 7	Utah	Levine	36 GDP	Kalmer-Swift	3	1	1-0	5-0
13-March 14	Fullerton	Fall	40-3 GDP	McLain-Pivaroff	1	0	0-0	5-2
13-March 14	Fullerton	Fall	643 GDP	Swift-McLain-Pivaroff	4	1	4-1	5-2
15-March 19	at #16 Oregon	Glenn	543 GDP	Haas-McLain-Long	3	1	4-3	6-3
15-March 19	at #16 Oregon	Glenn	643 GDP	Swift-McLain-Long	6	1	4-3	6-3
16-March 20	at #16 Oregon	Levine	543 GDP	Haas-McLain-Long	6	0	0-4	1-7
17-March 21	at #16 Oregon	Fall	643 GDP	Swift-McLain-Long	3	0	2-1	3-5
17-March 21	at #16 Oregon	Fall	463 GDP	McLain-Swift-Long	5	0	2-2	3-5

2021 TROPHY CASE

Drew Swift

Collegiate Baseball News Preseason All-American

SAVES

No.	Date	Opponent	Pitcher (Save #)	IP (H, R-ER, BB, K)
1	2/20	Sac State	Ethan Long (1)	1.0 (1, 0-0, 1, 0)
2	2/21	Sac State	Graham Osman (1)	2.1 (0, 0-0, 0, 3)
3	2/27	Hawai'i	Ethan Long (2)	1.0 (1, 0-0, 0, 0)
4	2/27	Hawai'i	Brady Corrigan (1)	2.0 (0, 0-0, 0, 4)
5	3/5	Utah	Ethan Long (3)	1.2 (0, 0-0, 1, 1)
6	3/6	Utah	Christian Bodlovich	2.1 (1, 0-0, 0, 4)
7	3/13	Fullerton	Ethan Long (4)	1.1 (0, 0-0, 1, 2)
8	3/14	Fullerton	Will Levine (1)	1.1 (1, 0-0, 2, 1)

QUALITY STARTS

No.	Date	Opponent	Pitcher (QS #)	IP (H, R-ER, BB, K)
1	2/19	Sac State	Cooper Benson (1)	6.0 (1, 0-0, 0, 8)

2021 Sun Devil Baseball

SERIES STATS AND INDIVIDUAL STREAKS

SERIES STATS

HITTING	W-L	AVG.	R	H	2B	3B	HR	RBI	BB	SO
SACRAMENTO STATE	2-1	.237	7	22	3	3	1	7	5	25
HAWAII	2-1	.323	17	32	5	0	3	16	12	20
UTAH	3-0	.298	13	28	5	0	1	11	3	15
CAL STATE FULLERTON	3-0	.292	21	28	5	0	6	19	7	19
@#16 OREGON	1-2	.260	10	26	3	1	1	9	8	22
MIDWEEKS	1-1	.377	22	29	8	1	3	20	8	14

PITCHING	W-L	ERA	H	R	ER	BB	SO	SV	SCORE
SACRAMENTO STATE	2-1	2.00	14	6	6	6	31	2	7-6
HAWAII	2-1	4.00	21	14	12	13	31	2	17-14
UTAH	3-0	1.33	17	4	4	15	33	2	13-4
CAL STATE FULLERTON	3-0	1.67	20	6	5	9	27	2	21-6
@#16 OREGON	1-2	5.04	22	15	14	12	14	0	10-15
MIDWEEKS	1-1	7.00	22	14	14	9	14	0	22-14

Multiple Hit Games	2	3	4	5+	Total
McLain, Sean	8	-	-	-	8
Swift, Drew	6	1	-	-	7
Haas, Hunter	7	-	-	-	7
Lampe, Joe	3	2	-	-	5
Long, Ethan	4	-	-	-	4
Ferri, Sam	4	-	-	-	4
Jump, Hunter	3	-	-	-	3
Murphy, Kai	2	1	-	-	3
Major, Allbry	2	-	-	-	2
Baez, Nate	2	-	-	-	2
Higgins, Kade	1	1	-	-	2
TEAM	42	5	0	0	47

Multiple RBI Games	2	3	4	5+	Total
Haas, Hunter	1	1	1	-	3
Long, Ethan	2	1	-	-	3
Jump, Hunter	2	1	-	-	3
Lampe, Joe	1	1	-	-	2
McLain, Sean	2	-	-	-	2
Swift, Drew	1	-	1	-	2
Higgins, Kade	1	-	-	-	1
Ferri, Sam	1	-	-	-	1
Major, Allbry	-	1	-	-	1
Murphy, Kai	1	-	-	-	1
TEAM	12	5	2	0	19

Hitting Streaks	Longest	Current
McLain, Sean	15	15
Jump, Hunter	8	4
Haas, Hunter	8	3
Swift, Drew	7	5
Pivaroff, Blake	4	-
Baez, Nate	4	-
Murphy, Kai	4	-
Major, Allbry	3	-
Lampe, Joe	3	1
Long, Ethan	3	3
Moss, Jack	2	1
Kalmer, Brian	2	-
Ferri, Sam	2	-
Higgins, Kade	2	-
Cheema, Nick	1	1

Reached Base Streaks	Longest	Current
McLain, Sean	15	15
Haas, Hunter	11	3
Jump, Hunter	11	4
Swift, Drew	9	9
Murphy, Kai	7	7
Pivaroff, Blake	4	-
Baez, Nate	4	-
Major, Allbry	3	-
Lampe, Joe	3	1
Kalmer, Brian	3	-
Moss, Jack	3	1
Long, Ethan	3	3
Ferri, Sam	2	1
Higgins, Kade	2	-
Cheema, Nick	1	1

2021 Sun Devil Baseball

ROSTER

PITCHERS (22)

No.	Name	Yr	B/T	HT	WT	Hometown (High School)
48	Jay Baggs	RS Fr.	R/R	6'5"	250	San Clemente, Calif. (San Clemente/Boise St.)
32	Bryce Barnett	RS Fr.	R/R	6'0"	170	Lockport, Ill. (Providence Catholic)
17	Cooper Benson	RS Fr.	L/L	6'0"	213	San Luis Obispo, Calif. (San Luis Obispo)
41	Christian Bodlovich	RS Fr.	R/R	6'0"	210	San Pedro, Calif. (Mira Costa)
22	Blake Burzell	RS So.	R/R	6'6"	225	Laguna Beach, Calif. (Laguna Beach)
3	Dom Cacchione	RS So.	R/R	6'2"	175	Menlo Park, Calif. (Sacred Heart Prep)
30	Brady Corrigan	RS Jr.	R/R	6'2"	210	Plainfield, Ill. (Plainfield North)
45	Cam Dennie	RS Fr.	R/R	6'2"	183	Culver, Ind. (Plymouth)
23	Justin Fall	RS Jr.	L/L	6'6"	235	Beachwood, New Jers. (Toms River South/Brookdale)
39	Jared Glenn	Fr.	L/R	6'4"	185	Ladera Ranch, Calif. (JSerra)
38	Joe Hauser	Fr.	R/R	6'2"	190	Waunakee, Wisc. (Waunakee)
4	Luke La Flam	RS So.	R/R	6'2"	197	Aurora, Colo. (Grandview)
25	Will Levine	RS So.	R/R	6'2"	205	Mission Viejo, Calif. (Mission Viejo)
31	Kai Murphy	RS Fr.	L/L	5'8"	173	Mesa, Ariz. (Red Mountain/Oregon State)
40	Alexander Ogg	RS Fr.	R/R	6'5"	177	Bedford Corners, New York (The Harvey)
26	Graham Osman	RS Fr.	L/L	6'3"	183	Morrison, Colo. (Colorado Academy)
33	Brock Peery	Fr.	R/R	6'0"	205	Peoria, Ariz. (Mountain Ridge)
29	Tyler Thornton	RS So.	R/R	6'3"	200	Solana Beach, Calif. (Santa Fe Christian/St. Mary's)
15	Erik Tolman	RS So.	L/L	6'2"	193	Lake Forest, Calif. (El Toro)
36	Seth Tomczak	RS Fr.	L/R	6'4"	181	Ione, Calif. (Argonaut)
19	Boyd Vander Kooi	RS Jr.	R/R	6'5"	220	Mesa, Ariz. (Skyline)
24	Nick Wallerstedt	RS Fr.	R/R	6'3"	178	Tempe, Ariz. (Mountain Pointe)

CATCHERS (3)

8	Nick Cheema	RS Sr.	R/R	5'11"	198	Weatherford, Tex. (Aledo/Central Arizona)
9	Sam Ferri	RS Sr.	R/R	5'11"	185	Norridge, Ill. (Notre Dame College Prep)
20	Logan Paustian	Fr.	R/R	6'1"	185	La Grande, Ore. (La Grande)

INFIELDERS (10)

12	Nathan Baez	RS Fr.	R/R	6'1"	191	Oro Valley, Ariz. (Ironwood Ridge)
21	Conor Davis	RS Sr.	R/R	6'3"	227	Roswell, Geor. (Blessed Catholic/Auburn)
14	Hunter Haas	Fr.	R/R	6'0"	170	Phoenix, Ariz. (Corona Del Sol)
18	Brian Kalmer	RS Fr.	R/R	6'2"	195	Chandler, Ariz. (Corona del Sol)
5	Joe Lampe	RS Fr.	L/R	6'0"	150	Petaluma, Calif. (Casa Grande/Santa Rosa)
35	Ethan Long	Fr.	R/R	6'2"	215	Gilbert, Ariz. (Mountain Pointe)
10	Sean McLain	RS Fr.	R/R	5'11"	170	Tustin, Calif. (Arnold D. Beckman)
7	Jack Moss	Fr.	L/R	6'5"	200	Englewood, Colo. (Cherry Creek)
44	Blake Pivaroff	Fr.	L/R	6'0"	195	Laguna Beach, Calif. (Laguna Beach)
6	Drew Swift	RS Jr.	R/R	6'0"	158	Chandler, Ariz. (Hamilton)

OUTFIELDERS (6)

37	Michael Brueser	Fr.	R/R	6'1"	190	Chandler, Ariz. (Hamilton)
11	Kade Higgins	Fr.	L/R	6'3"	190	Las Vegas, Nev. (Spring Valley)
27	Hunter Jump	RS Jr.	L/R	5'11"	188	Aliso Viejo, Calif. (Aliso Niguel/Central Arizona)
47	Allbry Major	RS Jr.	S/R	6'6"	215	Indianapolis, Ind. (North Central/Xavier)
28	Seth Nager	RS Fr.	L/R	6'4"	190	Oro Valley, Ariz. (Ironwood Ridge)
16	Vinny Tosti	RS So.	R/R	6'1"	195	Santa Ana, Calif. (Mater Dei/Golden West)

13 Head Coach: Tracy Smith

2 Associate Head Coach/Recruiting Coordinator: Ben Greenspan

16 Assistant Coach/Pitching Coach: Jason Kelly

7 Assistant Coach/Hitting Coach: Michael Earley

Director of Operations: Daniel Stolper

Sports Medicine/Rehabilitation: Jesse Lowman

Strength and Conditioning: Jason Robbins

Quality Control: Scott Marks

NUMERICAL

No.	Name	Yr	B/T	HT	WT	Hometown (High School)
3	Cacchione, Dom	RS So.	R/R	RHP	6'2"	175 Menlo Park, Calif. (Sacred Heart Prep)
4	La Flam, Luke	RS So.	R/R	RHP	6'2"	197 Aurora, Colo. (Grandview)
5	Lampe, Joe	RS Fr.	L/R	OF	6'0"	150 Petaluma, Calif. (Casa Grande/Santa Rosa)
6	Swift, Drew	RS Jr.	R/R	INF	6'0"	158 Chandler, Ariz. (Hamilton)
7	Moss, Jack	Fr.	L/R	INF	6'5"	200 Englewood, Colo. (Cherry Creek)
8	Cheema, Nick	RS Sr.	R/R	C	5'11"	198 Weatherford, Tex. (Aledo/Central Arizona)
9	Ferri, Sam	RS Sr.	R/R	C	5'11"	185 Norridge, Ill. (Notre Dame College Prep)
10	McLain, Sean	RS Fr.	R/R	INF/OF	5'11"	170 Tustin, Calif. (Arnold D. Beckman)
11	Higgins, Kade	Fr.	L/R	OF	6'3"	190 Las Vegas, Nev. (Spring Valley)
12	Baez, Nate	RS Fr.	R/R	INF	6'1"	191 Oro Valley, Ariz. (Ironwood Ridge)
14	Haas, Hunter	Fr.	R/R	INF	6'0"	170 Phoenix, Ariz. (Corona Del Sol)
15	Tolman, Erik	RS So.	L/L	LHP	6'2"	193 Lake Forest, Calif. (El Toro)
16	Tosti, Vinny	RS So.	R/R	OF	6'1"	195 Santa Ana, Calif. (Mater Dei/Golden West)
17	Benson, Cooper	RS Fr.	L/L	LHP	6'0"	213 San Luis Obispo, Calif. (San Luis Obispo)
18	Kalmer, Brian	RS Fr.	R/R	INF	6'2"	195 Chandler, Ariz. (Corona del Sol)
19	Vander Kooi, Boyd	RS Jr.	R/R	RHP	6'5"	220 Mesa, Ariz. (Skyline)
20	Paustian, Logan	Fr.	R/R	C	6'1"	185 La Grande, Ore. (La Grande)
21	Davis, Conor	RS Sr.	R/R	INF	6'3"	227 Roswell, Geor. (Blessed Catholic/Auburn)
22	Burzell, Blake	RS So.	R/R	RHP	6'6"	225 Laguna Beach, Calif. (Laguna Beach)
23	Fall, Justin	RS Jr.	L/L	LHP	6'6"	235 Beachwood, New Jers. (Toms River South/Brookdale)
24	Wallerstedt, Nick	RS Fr.	R/R	RHP	6'3"	178 Tempe, Ariz. (Mountain Pointe)
25	Levine, Will	RS So.	R/R	RHP	6'2"	205 Mission Viejo, Calif. (Mission Viejo)
26	Osman, Graham	RS Fr.	L/L	LHP	6'3"	183 Morrison, Colo. (Colorado Academy)
27	Jump, Hunter	RS Jr.	L/R	OF	5'11"	188 Aliso Viejo, Calif. (Aliso Niguel/Central Arizona)
28	Nager, Seth	RS Fr.	L/R	OF	6'4"	190 Oro Valley, Ariz. (Ironwood Ridge)
29	Thornton, Tyler	RS So.	R/R	RHP	6'3"	200 Solana Beach, Calif. (Santa Fe Christian/St. Mary's)
30	Corrigan, Brady	RS Jr.	R/R	RHP	6'2"	210 Plainfield, Ill. (Plainfield North)
31	Murphy, Kai	RS Fr.	L/L	OF/LHP	5'8"	173 Mesa, Ariz. (Red Mountain/Oregon State)
32	Barnett, Bryce	RS Fr.	R/R	RHP	6'0"	170 Lockport, Ill. (Providence Catholic)
33	Peery, Brock	Fr.	R/R	RHP	6'0"	205 Peoria, Ariz. (Mountain Ridge)
35	Long, Ethan	Fr.	R/R	INF/RHP	6'2"	215 Gilbert, Ariz. (Mountain Pointe)
36	Tomczak, Seth	RS Fr.	L/R	RHP	6'4"	181 Lone, Calif. (Argonaut)
37	Brueser, Michael	Fr.	R/R	OF	6'1"	190 Chandler, Ariz. (Hamilton)
38	Hauser, Joe	Fr.	R/R	RHP	6'2"	190 Waunakee, Wisc. (Waunakee)
39	Glenn, Jared	Fr.	L/R	RHP	6'4"	185 Ladera Ranch, Calif. (JSerra)
40	Ogg, Alexander	RS Fr.	R/R	RHP	6'5"	177 Bedford Corners, New York (The Harvey)
41	Bodlovich, Christian	RS Fr.	R/R	RHP	6'0"	210 San Pedro, Calif. (Mira Costa)
44	Pivaroff, Blake	Fr.	L/R	INF	6'0"	195 Laguna Beach, Calif. (Laguna Beach)
45	Dennie, Cam	RS Fr.	R/R	RHP	6'2"	183 Culver, Ind. (Plymouth)
47	Major, Albry	RS Jr.	S/R	OF/INF	6'6"	215 Indianapolis, Ind. (North Central/Xavier)
48	Baggs, Jay	RS Fr.	R/R	RHP	6'5"	250 San Clemente, Calif. (San Clemente/Boise St.)

PRO-NUN-SEE-AY-SHUNS

Dom Cacchione – cuh-SHONE
 Luke La Flam – luh FLAMM
 Nich Cheema – chee-muh
 Sam Ferri – fairy
 Erik Tolman – TOLE-men
 Boyd Vander Kooi – van-der-coy
 Will Levine – leh-VEEN
 Graham Osman – OZ-men
 Seth Tomczak – TOM-zak
 Seth Nager – NAY-ger
 Nick Wallerstedt – WALL-er-stet
 Christian Bodlovich – BOD-low-vich
 Nathan Baez – BYE-ezz
 Brian Kalmer – KAL-mer
 Albry Major – AHL-bree
 Joe Lampe – LAMP-ee
 Hunter Haas – HAWS
 Vinny Tosti – TOAST-ee
 Joe Hauser – HOW-zer

ALPHABETICAL

No.	Name	Pos.
12	Baez, Nate	RS Fr.
48	Baggs, Jay	RS Fr.
32	Barnett, Bryce	RS Fr.
17	Benson, Cooper	RS Fr.
41	Bodlovich, Christian	RS Fr.
37	Brueser, Michael	Fr.
22	Burzell, Blake	RS So.
3	Cacchione, Dom	RS So.
8	Cheema, Nick	RS Sr.
30	Corrigan, Brady	RS Jr.
21	Davis, Conor	RS Sr.
45	Dennie, Cam	RS Fr.
23	Fall, Justin	RS Jr.
9	Ferri, Sam	RS Sr.
39	Glenn, Jared	Fr.
14	Haas, Hunter	Fr.
38	Hauser, Joe	Fr.
11	Higgins, Kade	Fr.
27	Jump, Hunter	RS Jr.
18	Kalmer, Brian	RS Fr.
4	La Flam, Luke	RS So.
5	Lampe, Joe	RS Fr.
25	Levine, Will	RS So.
35	Long, Ethan	Fr.
47	Major, Albry	RS Jr.
10	McLain, Sean	RS Fr.
7	Moss, Jack	Fr.
31	Murphy, Kai	RS Fr.
28	Nager, Seth	RS Fr.
40	Ogg, Alexander	RS Fr.
26	Osman, Graham	RS Fr.
20	Paustian, Logan	Fr.
33	Peery, Brock	Fr.
44	Pivaroff, Blake	Fr.
6	Swift, Drew	RS Jr.
29	Thornton, Tyler	RS So.
15	Tolman, Erik	RS So.
36	Tomczak, Seth	RS Fr.
16	Tosti, Vinny	RS So.
19	Vander Kooi, Boyd	RS Jr.
24	Wallerstedt, Nick	RS Fr.

BY POSITION

Catchers	3
Pitchers	22
Infielders	10
Outfielders	6

BY CLASS

Seniors	3
Juniors	6
Sophomores	7
Freshmen	25

BATTING

Lefties	6
Righties	12
Switch	1

PITCHING

Righties	17
Lefties	5

2021 Sun Devil Baseball

LAST TIME

Hitting Categories

Hit a grand slam.....	Hunter Bishop, May 5, 2019 vs. #1 UCLA (W, 8-7)
Hit a walkoff HR.....	Sam Ferri, March 16, 2019 vs. Washington State (solo shot in 9th inning)
Led off the game with a HR.....	Trevor Hauver, May 10, 2019 vs. at Nebraska (W, 15-6)
Hit for the cycle.....	Travis Buck, March 7, 2003 vs. Southern Utah (W, 19-0)
Team hit for the cycle to open the game.....	April 27, 2003 vs. Washington State (HR/2B/1B/3B)
Team hit for the cycle on four consecutive batters.....	April 18, 2019 at Utah (2B, 3B, 1B, HR in 12th inning)
Hit back-to-back HRs.....	Joe Lampe (2-run shot) and Drew Swift, Feb. 27, 2020 vs. Hawai'i (W, 9-6)
Hit back-to-back-to-back HRs.....	Trevor Hauver, Spencer Torkelson. Hunter Bishop, April 12, 2019 vs. #3 Oregon State (L, 4-6)
Hit two HRs in one game.....	Gage Workman, March 8, 2020, vs. Fresno State (W, 8-3)
Switch hitter homered from both sides in one game.....	Gage Workman, March 8, 2020, vs. Fresno State (W, 8-3)
A freshman hit two HR in one game.....	Erik Tolman, April 16, 2019, vs. Seattle (W, 12-5)
Hit three HRs in one game.....	Joey DeMichele, May 1, 2011 vs Stanford (TIES ASU RECORD)
Had five hits in one game.....	Trevor Hauver, April 2, 2019, vs. Long Beach State (5-for-6)
Had six hits in one game.....	Travis Buck, March 13, 2005 vs Western Illinois (went 6-for-8, 3 RBI)
Had seven hits in one game.....	Jerry Mantlo, February 6, 1972 vs. Michigan
Had three doubles in one game.....	Alika Williams, March 3, 2019 vs. Michigan State (W, 13-2)
Had four doubles in one game.....	Travis Buck, February 28, 2004 vs. Connecticut (W, 16-5)
Hit two triples in one game.....	Gage Canning, March 3, 2018 vs. Oklahoma State
Had seven RBI in one game.....	Trevor Hauver, Feb. 24, 2019 vs. UC Davis (W, 17-2)
Had eight RBI in one game.....	Kiel Roling, March 17, 2007 vs. Maine
Had nine RBI in one game.....	Jeremy West, April 27, 2003 vs. Washington State
Stole four bases in one game.....	Drew Maggi, April 10, 2010 at Washington St. (TIES ASU RECORD)
Stole home.....	Gage Workman, vs. Boston College, Feb. 23, 2020 (W, 8-4)
Struck out four or more times in one game.....	4, Gage Workman, Feb. 25, 2020 vs. New Mexico State (W, 6-5 (10 inn))
Hitter stranded six runners on base.....	Trevor Hauver (6), Feb. 15, 2020 vs. Villanova (L, 1-2)
Recorded 13 total bases.....	Gage Canning (13), April 27, Gage Canning, March 18, 2018 vs. Oregon (2 HR, 1 3B, 2 1B)
Had an inside-the-park home run.....	Hunter Haas, Feb. 27, 2020 vs. Hawai'i (W, 6-5)
Had an inside-the-park home run AND a traditional home run.....	Gage Canning, March 18, 2018 vs. Oregon (W, 18-4)
Scored five runs in one game.....	Hunter Bishop (5), March 8, 2019 vs. Xavier (W, 12-0)
Was hit by a pitch two or more times.....	2, Nick Cheema, Feb. 28, 2020 vs. Nebraska
Team was hit by 5+ pitches.....	5, Feb. 28, 2020 vs. Nebraska
Walked 4+ times.....	5 (School Record), Spencer Torkelson vs. New Mexico State, Feb. 25, 2019 (W, 6-5 (10))
Opponent hit two HRs in one game.....	2, Leighton Banjoff, vs. Nebraska, March 1, 2020
Opponent hit a walkoff HR.....	Evan Williams, at Oregon, March 23, 2019 (off Brady Corrigan)
Opponent hit a leadoff HR.....	Andy Lentz (Washington), May 17, 2008 at Packard Stadium (off Josh Satow)

Pitching Categories

Threw a no-hitter.....	Ryan Hingst, March 25, 2016 vs. Utah, (W, 5-0)
Threw a perfect game.....	Eddie Bane, March 2, 1973, vs. Cal State Northridge (W, 9-0)
Threw a one-hitter.....	Individual - Brian Flores, May 20, 2007 at Oregon State (W, 8-1)
.....	Team - Feb. 21, 2021 vs. Sacramento State (W, 3-1)
Threw a two-hitter.....	Will Waldrip, Jan. 23, 1999 vs. Hawaii-Hilo (W, 3-0)
Were no-hit.....	Phil Keller, March 23, 1970 vs. Stanford (L, 1-0)
Were one-hit.....	Noah Bremer, at Washington, May 12, 2017 (L, 0-4)
Threw a complete game.....	Boyd Vander Kooi, April 19, 2019 vs. at Utah (W, 8-5)
Threw a complete game shutout.....	Eli Lingos, March 30, 2018 at Washington St. (W, 7-0)
Threw back-to-back complete games.....	Trevor Williams, 3/1/13 vs. Pacific (W, 8-1) and 3/9 vs. Long Beach State (W, 4-0)
Threw back-to-back complete game shutouts.....	Brady Rodgers/Kramer Champlin, May 20 and 21, 2011 at Washington
Had an opposing pitcher throw a complete game.....	Noah Bremer, at Washington, May 12, 2017 (L, 0-4)
Shut out an opponent (one or more pitchers).....	March 7, 2021 vs. Utah (5-0, 8 pitchers - school record)
Shut out an opponent in back to back games (one or more pitchers).....	March 7 and 12, 2021 vs. Utah and Cal State Fullerton (5-0 and 10-0)
Were shutout.....	vs. #8 Michigan, Feb. 15, 2020, (L, 0-5)
Struck out 10 or more batters in a game.....	Erik Tolman (12 in 6.0 innings), vs #24 Oklahoma State, Feb 18, 2020 (L, 1-2)
Team struck out 18 or more batters.....	18, vs #24 Oklahoma State, Feb 18, 2020 (L, 1-2)
Had back-to-back starts with 10 strikeouts.....	Alec Marsh (10 in each), May 10, 2019 at Nebraska and May 17, 2019 at Cal
Individual struck out 15 or more batters in a game.....	Mike Leake (15), May 30, 2009 vs. Oral Roberts (CG, 4-1 Win in Tempe Regional)
Had an opposing pitcher strike out 10 or more Sun Devils.....	Ryne Nelson (10), at Oregon, March 23 2019 (L, 4-5 (12))
Did not walk a batter (complete game).....	Ryan Kellogg, May 14, 2015 vs Washington State (W, 5-0)
Recorded 10 wins in a season.....	Ryan Kellogg, 11-1 (2013)
Hit three batters in a game.....	Brett Lilek (3), April 4, 2015 at Utah (W, 6-5)
Starting pitcher hit a home run in a game.....	Erik Tolman, April 23, 2019 vs. UNLV (W, 9-2)
Reliever pitched 6.0+ innings in relief.....	7.1, Jared Glenn, March 19, 2021 at #16 Oregon (W, 6-3)

Fielding Categories

Had no errors in four straight games.....	April 20, 23, 26-27, 2019 at Utah, vs. UNLV, at Washington
Committed three or more errors in one game.....	Andrew Snow (3), Feb. 17, 2017 vs. Northwestern
Had 16 or more putouts in one game.....	Nick Cheema (17), catcher, vs #24 Oklahoma State, Feb 18, 2020 (L, 1-2)
Had 20 or more put outs in one game.....	Zach Wilson (20), First Base, April 21, 2011 at Cal
Had eight or more assists in one game.....	Alika Williams (8), April 19, 2019 at Utah (W, 8-5)
Caught and pitched in the same game.....	Jordan Swagerty, March 17, 2010 vs. USC (2x in 2010)
Turned four double plays in one game.....	May 5, 2019 vs. #1 UCLA (W, 8-7)
Turned five+ double plays in one game.....	5, April 25, 2010, vs. Washington (TIES ASU RECORD)
Turned a triple play.....	Eric Sogard (2B), Brett Wallace (1B) and Andrew Romine SS, February 27, 2007 at Arizona

Scoring and Misc. Categories

Recorded 20+ hits.....	21, May 10, 2019 at Nebraska (W, 15-6)
Recorded 20+ hits in back-to-back games.....	22 and 22, February 3-4, 2007 vs. Southern Utah
Scored 20+ runs.....	20, Feb. 16, 2019 vs. Notre Dame (W, 20-7)
Scored 30+ runs.....	30, March 13, 2005 vs. Western Illinois (W, 30-13 in Baton Rouge, La.)
Scored 10+ runs in one inning.....	11, April 26, 2015 vs. Tennessee Tech (W, 16-4)
Left 15+ runners on base in one game.....	15, March 5, 2016 vs. Eastern Michigan (W, 5-4 (11))
Allowed 5 or more home runs in a game.....	5, vs. Nebraska, March 1, 2020 (L, 10-18)
Allowed 3 or more home runs in an inning.....	3, vs. Nebraska, March 1, 2020
Walked 15+ times in a game.....	15, March 31, 2019 vs Arizona (W, 17-16)
Stranded 15+ opponent runners on base in one game.....	15, March 23, 2019, vs at Oregon (L, 4-5 (12))
Surrendered a ninth inning lead.....	Feb. 19, 2021, vs Sac State (Led 2-0, Lost 4-2)
Swept a three-game Pac-12 series.....	March 29-31, 2019 vs. Arizona (8-2, 8-3, 17-16)
Swept a three-game Non-Conference series.....	March 12-14, 2021, vs. Cal State Fullerton (10-0, 6-4, 5-2)
Were swept in a Pac-12 series.....	April 13-15, 2018 at #2 Stanford (1-3, 6-11, 3-10)
Were swept in a Pac-12 series at home.....	May 18-20, 2017 vs. #15 Arizona (5-6, 1-3, 5-9)
Played in extra innings.....	10, vs. New Mexico State, Feb. 25, 2020 (W, 6-5)
Played in 14+ innings.....	14, March 9, 2016 at Cal State Fullerton (W, 2-1 W)
Played back-to-back extra inning games.....	March 29-30, 2018, at Washington State (L, 8-7 (10)), (L, 4-3 (11))
Played a game lasting 5+ hours.....	5 hours, 10 minutes, March 31, 2019 vs. Arizona (W, 17-16)

Record When...

Overall	12-5	Scoring 0-2 runs	1-3	After 8 leading	12-1
Conference.....	1-2 3-5 runs	5-1 trailing.....	0-3
Non-Conference.....	11-3 6-9 runs	4-1 tied	0-1
Home games.....	11-3 10+ runs	2-0	Hit 0 home runs	3-4
Away games.....	1-2	Opponent 0-2 runs	6-0	... 1 home run	6-0
Neutral site	0-0 3-5 runs.....	5-3	... 2+ home runs	3-1
Day games.....	8-3 6-9 runs.....	1-1	Opponent 0 home runs	8-1
Night games.....	4-2 10+ runs	0-1 1 home run	3-2
vs Left starter	4-0	Scored in 1st inning	3-2 2+ HRs	1-2
vs Right starter	8-5	Opp. scored in 1st	1-1	Made 0 errors	3-3
1-Run games.....	3-2	Scores first	7-3	... 1 error.....	7-1
2-Run games	2-2	Opp. scores first	5-2	... 2+ errors	2-1
5+Run games	3-1	After 6 leading	10-3	Opp. made 0 errors	4-4
Extra innings.....	0-0 trailing.....	1-2 1 error.....	3-1
Shutouts	2-0 tied	1-0 2+ errors.....	5-0
		After 7 leading	11-2	Out-hit opponent	10-3
	 trailing	0-2	Out-hit by opponent	2-1
	 tied	1-1	Hits are tied	0-1

A Look At the Pitching Staff

Arizona State Starters

Pitcher	Starts/QS	Pct.	PC/Start	IP/Start	ER Against/Start	Runs For/Start	PCK	DP	Team Record
Thornton	5/0	0.0	433/86.6	25.1/5.0	13/2.6	8/1.6	0	1	4-1
Fall	3/0	0.0	186/62.0	13.2/4.2	5/1.7	8/2.7	0	4	2-1
Tomczak	3/0	0.0	105/35.0	6.2/2.1	3/1.0	2/1.0	0	0	3-0
Hauser	1/0	0.0	37/37.0	2.2/2.2	3/3.0	1/1.0	0	0	1-0
Tolman	3/0	0.0	202/67.3	13.1/4.2	6/2.0	12/4.0	0	1	3-0
Benson	2/1	50.0	96/48.0	7.0/3.2	0/0.0	3/1.5	0	0	0-2

Arizona State Bullpen (Relief Appearances Stats Only)

Reliever	APP	IP	H	R	ER	BB	SO	SV	ERA	Hold	IR/Scored	1st Bat. Faced/Ret.
Long	6	6.2	3	0	0	3	4	4	0.00	0	7/2	6/2
Hauser	1	1.0	0	0	0	0	0	0	0.00	0	0/0	1/1
Cacchione	1	0.2	0	0	0	0	0	0	0.00	0	0/0	1/1
Ogg	1	0.1	0	0	0	0	0	0	0.00	0	0/0	1/1
Burzell	1	0.0	0	0	0	1	0	0	0.00	0	0/0	1/0
Corrigan	7	8.0	2	2	1	4	14	1	1.12	2	2/1	7/7
Osman	9	11.0	5	3	2	8	13	1	1.64	3	10/4	8/4
Fall	4	4.2	3	1	1	2	4	0	1.93	2	5/1	3/2
Bodlovich	5	9.0	8	2	2	1	11	0	2.00	1	6/3	5/5
Peery	6	4.1	5	1	1	4	4	0	2.08	2	6/3	6/1
Glenn	7	18.0	15	6	6	4	10	0	3.00	1	5/0	7/5
Levine	6	8.1	5	3	3	5	7	1	3.24	1	4/0	6/5
Dennie	9	8.1	8	6	6	7	15	0	6.48	1	9/0	9/6
Barnett	2	1.0	1	1	1	1	1	0	9.00	0	2/1	2/1
Wallerstedt	2	0.1	4	2	2	2	0	0	54.00	0	1/1	2/0

2021 Sun Devil Baseball

TEAM AND INDIVIDUAL RANKINGS/RECORD WATCH

NATIONAL/LEAGUE RANKINGS

Category	Team	Nat'l	Pac-12	Value
Base on Balls (280 ranked)		224	11	.43
Batting Average (280 ranked)		32	3	0.294
Double Plays (280 ranked)		97	5	.11
Double Plays Per Game (280 ranked)		120	5	0.65
Doubles (279 ranked)		96	5	.29
Doubles Per Game (279 ranked)		111	6	1.71
Earned Run Average (280 ranked)		27	3	3.28
Fielding Percentage (280 ranked)		43	4	0.977
Hit Batters (280 ranked)		176	7	.15
Hit by Pitch (279 ranked)		217	11	.11
Hits (280 ranked)		80	6	165
Hits Allowed Per Nine Innings (280 ranked)		14	2	6.91
Home Runs (272 ranked)		91	6	.15
Home Runs Per Game (274 ranked)		103	7	0.88
On Base Percentage (280 ranked)		180	8	0.35
Runs (280 ranked)		133	7	.90
Sacrifice Bunts (258 ranked)		141	8	.5
Sacrifice Flies (258 ranked)		20	2	.11
Scoring (280 ranked)		175	8	5.3
Shutouts (69 ranked)		27	3	.2
Slugging Percentage (280 ranked)		59	4	0.444
Stolen Bases (277 ranked)		120	6	.17
Stolen Bases Per Game (280 ranked)		138	5	.1
Strikeout-to-Walk Ratio (280 ranked)		95	7	2.34
Strikeouts Per Nine Innings (280 ranked)		147	7	8.9
Triples (227 ranked)		50	3	.5
Triples Per Game (259 ranked)		75	3	0.29
WHIP (280 ranked)		22	3	1.19
WL Pct (277 ranked)		41	4	0.706
Walks Allowed Per Nine Innings (280 ranked)		82	7	3.81

Category	Individual	Nat'l	Pac-12	Value
Batting Average (249 ranked)	Sean McLain	106	4	0.39
Doubles (95 ranked)	Sean McLain	95	7	.6
Doubles Per Game (150 ranked)	Sean McLain	131	6	0.38
Games Started (2 ranked)	Tyler Thornton	2	1	.5
Hits Per Game (147 ranked)	Sean McLain	140	6	1.44
Home Runs (121 ranked)	Sean McLain	121	7	.4
Pitching Appearances (144 ranked)	Cam Dennie	60	8	.9
	Graham Osman	60	8	.9
Sacrifice Bunts (138 ranked)	Sam Ferri	138	10	.2
Sacrifice Flies (80 ranked)	Joe Lampe	3	1	.4
	Ethan Long	14	2	.3
Saves (83 ranked)	Ethan Long	14	3	.4
Slugging Percentage (250 ranked)	Sean McLain	54	3	0.729
Stolen Bases (144 ranked)	Hunter Haas	144	6	.5
Strikeouts (140 ranked)	Tyler Thornton	108	7	.32
Total Bases (141 ranked)	Sean McLain	95	5	.43
Toughest to Strike Out (150 ranked)	Hunter Haas	45	1	13.4
Triples (29 ranked)	Joe Lampe	29	4	.2
Triples Per Game (140 ranked)	Joe Lampe	105	4	0.12

SUN DEVILS IN THE RANKINGS

	BA	D1	CB	NCBWA	PG	USATC
Pre	-	-	15	29	15	29
1	-	-	15	RV	16	29
2	-	-	22	RV	19	RV
3	-	-	18	27	15	29
4	-	-	12	26	11	23
5	-	-	16	RV	--	32

BA - Baseball America

D1 - D1Baseball.com

CB - Collegiate Baseball News

NCBWA - National Collegiate Baseball Writers

PG - Perfect Game

USATC - USA Today Coaches Poll

2021 Sun Devil Baseball

2021 RECORD BY POSITION STARTS

LF

Allbry Major, 10 (7-3)

Kade Higgins, 4 (2-2)

Hunter Jump, 2 (2-0)

Nate Baez, 1 (1-0)

CF

Joe Lampe, 16 (11-5)

Sean McLain, 1 (1-0)

RF

Kai Murphy, 13 (8-5)

Hunter Jump, 2 (2-0)

Sean McLain, 2 (2-0)

SS

Drew Swift, 17 (12-5)

2B

Sean McLain, 13 (9-4)

Nate Baez, 4 (3-1)

SP

Tyler Thornton, 5 (4-1)

Justin Fall, 3 (2-1)

Seth Tomczak, 3 (3-0)

Joe Hauser, 1 (0-1)

Erik Tolman, 3 (3-0)

Cooper Benson, 2 (0-2)

3B

Hunter Haas, 17 (12-5)

1B

Nate Baez, 5 (3-2)

Jack Moss, 5 (4-1)

Ethan Long, 3 (1-2)

Blake Pivaroff, 2 (2-0)

Brian Kalmer, 2 (2-0)

DH

Hunter Jump, 12 (7-5)

Ethan Long, 3 (3-0)

Jack Moss, 1 (1-0)

Brian Kalmer, 1 (1-0)

C

Sam Ferri, 12 (8-4)


Nick Cheema, 5 (4-1)

2021 Sun Devil Baseball


TV/RADIO ROSTER



#3, Dom Cacchione
R.So. • RHP • R/R • 6-2 • 175



#4, Luke La Flam
R.So. • RHP • R/R • 6-2 • 197




#5, Joe Lampe
R.Fr. • OF • L/R • 6-0 • 150




#6, Drew Swift
R.Jr. • INF • R/R • 6-0 • 158




#7, Jack Moss
Fr. • INF • L/R • 6-5 • 200



#8, Nick Cheema
R.Sr. • C • R/R • 5-11 • 198



#9, Sam Ferri
R.Sr. • C • R/R • 5-11 • 185




#10, Sean McLain
R.Fr. • INF • R/R • 5-11 • 170




#11, Kade Higgins
Fr. • OF • L/R • 6-3 • 190




#12, Nate Baez
R.Fr. • INF • R/R • 6-1 • 191



#14, Hunter Haas
Fr. • INF • R/R • 6-0 • 170



#15, Erik Tolman
R.So. • LHP • L/L • 6-2 • 193




#16, Vinny Tosti
R.So. • OF • R/R • 6-1 • 195




#17, Cooper Benson
R.Fr. • LHP • L/L • 6-0 • 213



#18, Brian Kalmer
R.Fr. • INF • R/R • 6-2 • 195



#19, Boyd Vander Kooi
R.Jr. • RHP • R/R • 6-5 • 220



#20, Logan Paustian
Fr. • C • R/R • 6-1 • 185



#22, Blake Burzell
R.So. • RHP • R/R • 6-6 • 225



#23, Justin Fall
R.Jr. • LHP • L/L • 6-6 • 235




#24, Nick Wallerstedt
R.Fr. • RHP • R/R • 6-3 • 178

2021 Sun Devil Baseball

TV/RADIO ROSTER



#25, Will Levine
R.So. • RHP • R/R • 6-2 • 205



#26, Graham Osman
R.Fr. • LHP • L/L • 6-3 • 183



#27, Hunter Jump
R.Jr. • OF • L/R • 5-11 • 188




#28, Seth Nager
R.Fr. • OF • L/R • 6-4 • 190



#29, Tyler Thornton
R.So. • RHP • R/R • 6-3 • 178




#30, Brady Corrigan
R.Jr. • RHP • R/R • 6-2 • 210



#31, Kai Murphy
R.Fr. • OF/LHP • L/L • 5-8 • 173



#32, Bryce Barnett
R.Fr. • RHP • R/R • 6-0 • 170



#33, Brock Peery
Fr. • RHP • R/R • 6-0 • 205



#35, Ethan Long
Fr. • RHP/INF • L/R • 6-2 • 215



#36, Seth Tomczak
R.Fr. • RHP • L/R • 6-4 • 181




#37, Michael Brueser
Fr. • OF • R/R • 6-1 • 190




#38, Joe Hauser
Fr. • RHP • R/R • 6-2 • 190



#39, Jared Glenn
Fr. • RHP • L/R • 6-4 • 185



#40, Alexander Ogg
R.Fr. • RHP • R/R • 6-5 • 177



#41, Christian Bodlovich
R.Fr. • RHP • R/R • 6-0 • 210




#44, Blake Pivaroff
Fr. • INF • L/R • 6-0 • 195



#45, Cam Dennie
R.Fr. • RHP • R/R • 6-2 • 183



#47, Allbry Major
R.Jr. • OF/INF • S/R • 6-6 • 215



#48, Jay Baggs
R.Fr. • RHP • R/R • 6-5 • 250

Five-Time NCAA Champions (1965, 1967, 1969, 1977, 1981) | 22 College World Series Appearances | 21 Conference Championships

128 All-Americans | 14 National Players of the Year | 12 College Baseball Hall of Fame Members

447 Major League Baseball Draft Picks | 111 Major Leaguers | 52 Major League Baseball First-Round Draft Picks

TWITTER: @ASU_BASEBALL

INSTAGRAM: @ASU_BASEBALL

FACEBOOK: SUNDEVILBASEBALL