

# 2020 Sun Devil Baseball

## GAME NOTES - Fresno State

### #8 ARIZONA STATE

10-4 (0-0 Pac-12)

@ASU\_Baseball

@TheSunDevils

#### GAMES 15-17

March 3-4

6:30 / 6:30 / 12:30 p.m. AZT

Phoenix Municipal Stadium

Phoenix, Ariz.

Watch: [TheSunDevils.com/Watch](http://TheSunDevils.com/Watch)

Radio: None

### Fresno State

8-4/0-0

@FresnoStateBSB

@FullertonTitans

Five-Time NCAA Champions (1965, 1967, 1969, 1977, 1981) | 22 College World Series Appearances | 21 Conference Championships | 127 All-Americans | 14 National Players of the Year | 11 College Baseball Hall of Famers



ASU\_BASEBALL



SUN DEVIL BASEBALL



ASU\_BASEBALL

#### MEDIA RELATIONS CONTACT

Jeremy Hawkes

[jshawkes@asu.edu](mailto:jhawkes@asu.edu) | C: 520-403-0121 | O: 480-965-9544

#### #10THINGS (Twitter-Friendly Notes)

1. The Sun Devils have 16 homers this season, a total that leads the Pac-12 and is good for 14th in the country.

2. @spenny leads the nation in being walked 27 times this season - nine more than any other player - and 15 of those have been intentional.

3. @spenny has at least one hit in 101 of his 125 career games at ASU and has multiple hits in 50 of those.

4. @spenny has played in 34 multi-game series/tournaments in his career and homered at least once in 28 of those.

5. @trevor\_hauver leads the team with a 12 game hitting streak heading into the week and 7 multi-RBI games.

6. After Spencer Torkelson's last 9 intentional walks, @trevor\_hauver has gone 3-for-4 (2 sac flies, 3 RBI walks) with 10 RBIs and a homer.

7. @ErikTolman has 30 strikeouts in just 18.0 innings of work this season, a 15.00 K/9 innings ratio that is 29th nationally.

8. @swifty23 has gone 15-of-23 in his last five games (.652) and recording multiple hits in each of those.

9. @alika\_williams has 28 defensive assists this season, a total good third in the Pac-12 and he has just two error on 49 chances

10. The Sun Devils have drawn 86 walks this season, 13 more than any other team in the Pac-12 and fifth in the nation.

#### #BYTHENUMBERS

The Sun Devils are fourth in the country and lead the Pac-12 with **86 walks through 14 games** - 13 more than any other team in the league. Spencer Torkelson leads the nation with 27 walks - nine more than any other player in the NCAA - and an incredible 15 of those have been intentional. His 15 intentional walks are already the most by any Sun Devil in a season since 1998 (Jeff Larish with 11 in 67 games in 2005). His 15 intentional walks are more than the entire Sun Devil TEAM posted in 16 of the last 22 seasons. Trevor Hauver sits second nationally with 18 walks.

Erik Tolman has **posted 30 strikeouts through just 18.0 innings pitched this season**. The 30 strikeouts are tops in the Pac-12 this season as are his 12 looking strikeouts. The 30 strikeouts are also good for 17th nationally. Tolman is recording 15.00 strikeouts per nine innings, a total that is third in the Pac-12 and 29th nationally. In his three starts this year, Tolman has allowed just four earned runs. His 12 strikeouts in his season debut were the most for a Sun Devil since 2014 and the most for a Sun Devil in 6 or fewer innings since 2009.

Drew Swift has been on an unreal tear over his last five games, recording five-straight multi-hit efforts and two of those being four-hit contests. **In the five-game stretch, Swift has gone 15-of-23 with a team-best 11 RBIs. The 15 hits** are seven more than any other player on the team in the stretch. Swift leads the team in batting average, sitting at .404 overall on the season with a team-best 23 hits - 8 more than any of his teammates. He has easily been ASU's best hitter with runners in scoring position, going 11-for-21 (.524) with five more hits than any teammate.

**Trevor Hauver has a hit in 12 straight games**, the longest streak on the team this season, and has reached base in 13 straight games. The junior leads the team with 19 RBIs, which leads the Pac-12 and sits eighth in the country. He has seven multi-RBI games, two more than any other player on the roster. He is second in the league behind Torkelson with five homers - 16th nationally. Hauver is second in the nation in drawing 18 walks this season, trailing only Torkelson's national-leading 27.

#### 2020 @ASU BASEBALL Schedule

Date	Opponent	Time/Score
14-Feb	Villanova	W, 4-1
15-Feb	Villanova	L, 1-2
15-Feb	#8 Michigan	L, 0-5
16-Feb	Villanova	W, 6-4
18-Feb	#24 Oklahoma State	L, 1-2
21-Feb	Boston College	W, 10-4
22-Feb	Boston College	W, 8-4
23-Feb	Boston College	W, 8-4
25-Feb	New Mexico State	W, 6-5 (10)
28-Feb	Nebraska	W, 13-5
29-Feb	Nebraska	W, 14-1
1-Mar	Nebraska	L, 10-18
3-Mar	at Fullerton	W, 12-2
4-Mar	at Fullerton	W, 9-3
6-Mar	Fresno State	6:30 PM
7-Mar	Fresno State	6:30 PM
8-Mar	Fresno State	12:30 PM
10-Mar	Arizona#	6:30 PM
13-Mar	Utah*	6:30 PM
14-Mar	Utah*	6:30 PM
15-Mar	Utah*	12:30 PM
20-Mar	at Oregon State*	5:35 PM
21-Mar	at Oregon State*	1:35 PM
22-Mar	at Oregon State*	1:05 PM
27-Mar	at Stanford*#	7:00 PM
28-Mar	at Stanford*#	1:00 PM
29-Mar	at Stanford*#	2:00 PM
31-Mar	at Santa Clara	6:00 PM
3-Apr	Washington*	6:30 PM
4-Apr	Washington*	6:30 PM
5-Apr	Washington*	12:30 PM
7-Apr	GCU	6:30 PM
9-Apr	Cal*#	7:00 PM
10-Apr	Cal*#	7:00 PM
11-Apr	Cal*	12:30 PM
15-Apr	at Long Beach State	6:00 PM
17-Apr	at UCLA*#	7:00 PM
18-Apr	at UCLA*#	2:00 PM
19-Apr	at UCLA*#	2:00 PM
21-Apr	at GCU	6:00 PM
24-Apr	at Arizona*#	6:00 PM
25-Apr	at Arizona*#	6:00 PM
26-Apr	at Arizona*#	3:00 PM
28-Apr	at UNLV	6:05 PM
1-May	USC*	6:30 PM
2-May	USC*	6:30 PM
3-May	USC*	12:30 PM
8-May	at Washington State*	6:05 PM
9-May	at Washington State*	2:05 PM
10-May	at Washington State*	12:05 PM
15-May	Oregon*#	6:00 PM
16-May	Oregon*#	2:00 PM
17-May	Oregon*#	1:00 PM
21-May	UC Riverside	6:30 PM
22-May	UC Riverside	6:30 PM
23-May	UC Riverside	12:30 PM

All times local

\* - Indicates a Pac-12 Conference game

# - Indicates a Pac-12 Network Game

^ - Indicates a Pac-12 Live Stream Game

#### PROJECTED STARTERS

ASU	ERA	W-L	IP	SO	BB	Opp. Avg.
LHP Cooper Benson	3.77	1-1	14.1	15	7	.268
RHP Tyler Thornton	2.41	2-0	18.2	21	5	.200
LHP Justin Fall	6.92	0-0	13.0	11	10	.235

FSU	ERA	W-L	IP	SO	BB	Opp. Avg.
LHP Jaime Arias	3.50	2-1	18.0	19	2	.250
RHP Jamison Hill	3.00	1-0	12.0	14	1	.227
RHP Oscar Carvajal	3.71	1-1	17.0	7	4	.250

Team	Pac-12				Overall				Last 10	Streak
	W	L	T	Pct	W	L	T	Pct		
UCLA	0	0	0	.000	11	1	0	.917	9-1	L 1
Arizona State	0	0	0	.000	10	4	0	.714	8-2	W 2
Arizona	0	0	0	.000	8	4	0	.667	6-4	W 1
USC	0	0	0	.000	7	4	0	.636	6-4	L 1
Oregon	0	0	0	.000	7	4	0	.636	7-3	W 7
Washington	0	0	0	.000	7	4	0	.636	7-3	L 1
Washington State	0	0	0	.000	5	6	0	.455	4-6	L 1
Oregon State	0	0	0	.000	5	6	0	.455	4-6	L 2
Utah	0	0	0	.000	4	6	0	.400	4-6	L 1
Stanford	0	0	0	.000	4	8	0	.333	4-6	W 3
California	0	0	0	.000	3	9	0	.250	3-7	L 4

Five-Time NCAA Champions (1965, 1967, 1969, 1977, 1981) | 22 College World Series Appearances | 21 Conference Championships

127 All-Americans | 14 National Players of the Year | 11 College Baseball Hall of Fame Members

442 Major League Baseball Draft Picks | 111 Major Leaguers | 50 Major League Baseball First-Round Draft Picks

TWITTER: @ASU\_BASEBALL

INSTAGRAM: @ASU\_BASEBALL

FACEBOOK: SUNDEVILBASEBALL

# 2020 Sun Devil Baseball

## QUICK FACTS/MEDIA INFORMATION

### GENERAL INFORMATION

Location .....	Tempe, Ariz.
Founded .....	1885
Enrollment .....	103,410
Nickname .....	Sun Devils
School Colors .....	Maroon and Gold
Home Field .....	Phoenix Municipal Stadium
Capacity .....	5,300
Muni Dimensions .....	Lines: 333 (LF) 334 (RF) Alleys: 385 CF: 395
Surface .....	Grass
Affiliation .....	NCAA Div. I
Conference .....	Pac-12
President .....	Dr. Michael Crow
VP of Athletics .....	Ray Anderson
Athletic Dept. Phone .....	(480) 965-3482
Ticket Office Phone .....	(480) 727-0000
Athletics Department Address .....	Carson Student-Athlete Center
.....	500 East Veteran's Way
.....	P.O. Box 872505
.....	Tempe, AZ 85287-2505

### PROGRAM HISTORY

First Year of Baseball .....	1907 (7-2)
Start of NCAA Baseball .....	1959 (28-18-1)
All-Time Record .....	2904-1466-8 (.664)*
Modern Era Record (Since Joining NCAA) .....	2573-1124-4*
National Championships .....	5 ('65, '67, '69, '77, '81)
Years in CWS/Last .....	22 (2010)*
All-Time CWS Record .....	61-38 (.616)*
NCAA Appearances/Last .....	40 (2019)*
NCAA Tournament Record .....	170-80 (.680)*
Best Record All-time .....	64-6 (.914) - 1972
Last All-Americans .....	2019 (2)
.....	Hunter Bishop (Unanimous)
.....	Spencer Torkelson (Unanimous)

\* - ASU vacated 44 wins, the Pac-10 title and the College World Series appearance from 2007. Records do not reflect the vacations.

### COACHING STAFF

Head Coach .....	Tracy Smith (6th/24th overall)
Alma Mater .....	Miami (Ohio) (1989)
Record at ASU (Years) .....	164-133 (6)
Career Division I (Years) .....	768-590-1 (23)
Associate Head Coach .....	Ben Greenspan (6th year)
Assistant Coach/Pitching .....	Jason Kelly (1st Year)
Volunteer Assistant Coach/Hitting .....	Michael Earley (4th year)
Dir. of Operations .....	Daniel Stolper (3rd year)
Strength & Conditioning .....	Jason Robbins (6th year)
Athletic Trainer .....	Jesse Lowman (6th year)
Dir. of Community Relations .....	Armando Flores (13th year)

### SPORTS INFORMATION

Baseball Contact .....	Jeremy Hawkes
Office .....	480-965-9544
Cell .....	520-403-0121
E-Mail .....	jdhawkes@asu.edu
Director of Sports Information .....	Doug Tammara
Email .....	tammara@asu.edu

### 2019 RECAP

Overall Record .....	38-19
Conference record .....	16-13
Home record .....	27-7
Away record .....	10-10
Neutral site record .....	1-2
Postseason .....	NCAA Regional Finalist
Final national finish .....	T-33rd
Conference finish .....	5th
Players Drafted .....	5

## MEDIA INFORMATION

### Credentials

All credential requests should be sent via email to Jeremy Hawkes (jdhawkes@asu.edu).

### Interview Policy

Sun Devil Baseball's weekly media availability with vary week-to-week based on the season's schedule. Media Relations Director Jeremy Hawkes will reach out each week to confirm availability dates. Media planning to attend must contact Jeremy Hawkes (520-403-0121/jdhawkes@asu.edu) ahead of time and inform him of their plans or to be added to the distribution list.

Throughout the season's schedule, ASU will host postgame interviews in the Omaha Room located in the home locker room following coach's postgame talk with the team. Media members should request players at the beginning of the ninth inning. Please contact Jeremy Hawkes or a member of the media relations staff in the press box to coordinate those interviews. Media members who wish to schedule an interview outside of practice must contact Jeremy Hawkes.

### Photography/Videography

Accommodations for B-Roll purposes at practice can be made through Jeremy Hawkes (jdhawkes@asu.edu). During games, credentials must be worn in plain view throughout the game while on the field and all photographers must adhere to painted lines and instructions given by security personnel and/or Arizona State staff members at all times. Shooting areas are designated camera wells on the far side of both the visitor's and home team's dugouts. At no point during game action should a member of the media be on the field of play. Contact Jeremy Hawkes for any details regarding shooting game action.

### Media Highlights Policy

Highlights Include Pac-12 Networks/ESPN/FOX network broadcasts (including affiliates such as ABC and ESPNU and CBS sublicensed telecasts), all home hosted non-televised competitions including those that are live streamed and any other sport events in which the Pac-12 controls the exhibition rights. No third-party organization may post competition footage of any Pac-12 game, non-conference home game or other contest for which the Pac-12 controls the media rights on its website without a license to the content from the Pac-12 Networks or its licensing partner (Wazee Digital), with the exception of news window privileges described below. Alternatively, third parties are permitted to post video on their websites through the use of the Pac-12 Digital embeddable video player (embed code available at <http://video.pac-12.com>). Certified broadcast news outlets may use a maximum of 3 minutes of Pac-12 event footage on their regularly scheduled newscasts during the 48-hour news window following the conclusion of included events. If the highlights from a Pac-12 Networks production do not contain the Pac-12 Networks bug, the news outlet must insert "Courtesy of Pac-12 Networks" over the footage. Excerpts of those newscasts containing these highlights may also be posted to news providers' websites, but must be removed 48 hours after the conclusion of any included event, unless a license for that footage is obtained from Pac-12 Conference or its licensing Partner (Wazee Digital). Highlights may not be posted to YouTube, Facebook, or other social media properties.

### 2020 Media Coverage

The vast majority the Sun Devils games this season will be available to fans via the Pac-12 Network or the Pac-12 Live Stream online and a total of 12 games overall are scheduled to be televised live through the Pac-12 Networks.

The Sun Devil Sports Radio Network is scheduled to broadcast 33 Sun Devil Baseball games this season between NBC Sports Radio AM 1060. Fans can listen to the broadcasts on the radio or via the TuneIn app on [thesundevils.com](http://thesundevils.com). Links to the streaming audio can be found on the online baseball schedule.

Tim Healey is set to serve his 22nd season as the "Voice of the Sun Devils" on baseball broadcasts and will be joined for the fourth-straight season by color analyst Max Rossiter, who was an all-conference catcher for the Devils from 2012-13.

Head Coach Tracy Smith's weekly radio show, "Dugout Chatter," will debut March 25 on NBC Sports Radio AM 1060. The 30-minute show will run mainly on Wednesday's at 7 p.m. for nine weeks and is hosted by Tim Healey.

# 2020 Sun Devil Baseball

## GAME NOTES/ROSTERS

**PHOENIX --** Sun Devil Baseball returns home to host its fourth non-conference series in as many weeks as it welcomes the 2019 Mountain West Champions, Fresno State, for a three-game series beginning Friday at Phoenix Municipal Stadium. Friday and Saturday games will feature 6:30 p.m. AZT first pitches while Sunday's game will get underway at 12:30 p.m. AZT.

### Follow the Action

- All three games of the series this week will be carried live on the internet via the Pac-12 Network Live Stream, available at: [TheSunDevils.com/Watch](http://TheSunDevils.com/Watch)
- Fans are encouraged to follow along in-game content throughout the weekend on the Sun Devil Baseball

### On The Titans

- ASU is 12-7 all-time against Fresno State, though the last matchup was not a pleasant one as Fresno State took two out of three from the Sun Devils in the Tempe Super Regional in 2008 en route to winning the National Title that season.
- Fresno State enters this weekend's series with the Sun Devils on a six-game winning streak after closing out its 12-game homestand with a 5-4 win over Seton Hall in 11 innings on Tuesday.
- The Bulldogs head out on the road for the first time in 2020.
- Junior catcher/infielder Zach Presno earned his second Mountain West Player of the Week honors on Tuesday after hitting .571 (8-14) with three home runs, eight RBI and seven runs scored in five games last week.
- The Bulldogs currently rank fifth in the nation as a team with 20 home runs and are sixth in the country at 1.67 home runs per game.
- Fresno State ranks 10th in the country in slugging percentage at .514.
- The 'Dogs lead the MW and rank 19th in the nation in walks allowed per 9 innings (2.78).

### #TorksUp

- Projected as No. 1 Overall Pick in several early MLB mock drafts and a unanimous Top-3 Pick in any mock draft he's not listed No. 1, junior first baseman Spencer Torkelson figures to pace a potent offense against this season.
- When Torkelson has actually seen pitches to hit this year, he has responded with six home runs on his 13 base hits and three doubles to boot for a gaudy .850 slugging percentage.
- His six homers sit sixth in the nation.
- The junior leads the Pac-12 and is 17th nationally in slugging (.850) and is second in the league in OBP (.603/11th nationally) while leading in runs scored (20/3rd nationally).
- Torkelson has 54 homers in his career, second in Sun Devil history and needing just three to surpass Bob Horner's long-standing school record of 56.
- He is the active career leader in homers at 54, regardless of NCAA level, and has 17 more home runs than the next closest Division I player.
- Torkelson has played 34 multi-game series at ASU and homered at least once in 28 of those. He has played 20 Pac-12 series and homered in 18 - the season finales against Cal (2018) and Stanford (2019) being the only exceptions
- He has at least one hit in 101 of his 125 career games and multiple hits in 50 of those.
- Torkelson needs 19 home runs to break into the NCAA all-time Top-10 in career homers and in doing so would become the first player in the BBCOR era to even sniff the feat. He would be just the second player since 2000 to have a career home run tally that left him in the Top-10 in NCAA homers (Matt LaPorta, Florida).

### Fear the Tork

- Torkelson leads the nation with 27 walks, an incredible 15 of which have been intentional. He has nine more walks than any other player in the country, with the second place person happening to be teammate Trevor Hauver (8).
- Torkelson drew a school record five walks in ASU's extra-inning victory over New Mexico State, tying the record set by Kole Calhoun (2010), Alvin Davis (1982) and Fred Nelson (1967).
- His 15 intentional walks are already the most by any Sun Devil in a season since at least 1998 (Jeff Larish with 11 in 67 games in 2005). His 13 intentional walks are more than the entire Sun Devil TEAM posted in 16 of the last 22 seasons.

### Alika Like That

- As a leadoff batter, Alika Williams has reached 8 times on 23 chances (.348) and he also sits second on the team in advancing baserunners in front of him 19 times this year (.655 percentage on 29 chances). His 8 runners advanced with an out of the season are tops on the team.
- Defensively, the junior has continued to be elite with just two errors on 49 chances (19 putouts, 28 assists). He has turned six double plays on the year, tied for 7th in the conference while sitting third in the league with his 28 defensive assists.
- Williams quietly continued to put up impressive numbers as a sophomore in 2019, embracing his role as a cleanup hitter with All-Pac-12 honorable mention accolades with a .333 batting average

### NUMERICAL QUICK ROSTER

No.	Name	Pos.	Cl.	B/T
3	Cacchione, Dom	So.	RHP	R/R
4	La Flam, Luke	So.	RHP	R/R
5	Williams, Alika	Jr.	INF	R/R
6	Swift, Drew	Jr.	INF	R/R
8	Cheema, Nick	Sr.	C	R/R
9	Ferri, Sam	R-Jr.	C	R/R
10	Garcia, Dusty	So.	OF	L/R
11	Dabovich, RJ	Jr.	RHP	R/R
12	Benson, Cooper	Fr.	LHP	L/L
14	Workman, Gage	Jr.	INF	S/R
15	Tolman, Erik	So.	LHP/UTL	L/L
17	Denson, Myles	Sr.	OF	R/R
18	Hauver, Trevor	Jr.	OF	L/R
19	Vander Kooi, Boyd	Jr.	RHP	R/R
20	Torkelson, Spencer	Jr.	INF	R/R
22	Burzell, Blake	So.	RHP	R/R
23	Fall, Justin	Jr.	LHP	L/L
24	Wallerstedt, Nick	Fr.	RHP	R/R
25	Levine, Will	So.	RHP	R/R
26	Osman, Graham	Fr.	LHP	L/L
27	Jump, Hunter	Jr.	OF	L/R
29	Thornton, Tyler	So.	RHP	R/R
30	Corrigan, Brady	Jr.	RHP	R/R
32	Barnett, Bryce	Fr.	RHP	R/R
35	McLain, Sean	Fr.	INF/OF	R/R
36	Tomczak, Seth	Fr.	RHP	L/R
37	Helmin, Alex	Fr.	OF	R/R
38	Nager, Seth	Fr.	OF	L/R
40	Ogg, Alexander	Fr.	RHP	R/R
41	Bodlovich, Christian	Fr.	RHP	R/R
43	Marshall, Danny	Fr.	LHP	L/L
45	Dennie, Cam	Fr.	RHP	R/R
46	Baez, Nathan	Fr.	INF	R/R
48	Kalmer, Brian	Fr.	OF	R/R

### ALPHABETICAL QUICK ROSTER

No.	Name	Pos.	B/T	Cl.
46	Baez, Nathan	Fr.	INF	R/R
32	Barnett, Bryce	Fr.	RHP	R/R
12	Benson, Cooper	Fr.	LHP	L/L
41	Bodlovich, Christian	Fr.	RHP	R/R
22	Burzell, Blake	So.	RHP	R/R
3	Cacchione, Dom	So.	RHP	R/R
8	Cheema, Nick	Sr.	C	R/R
30	Corrigan, Brady	Jr.	RHP	R/R
11	Dabovich, RJ	Jr.	RHP	R/R
45	Dennie, Cam	Fr.	RHP	R/R
17	Denson, Myles	Sr.	OF	R/R
23	Fall, Justin	Jr.	LHP	L/L
9	Ferri, Sam	R-Jr.	C	R/R
10	Garcia, Dusty	So.	OF	L/R
18	Hauver, Trevor	Jr.	OF	L/R
37	Helmin, Alex	Fr.	OF	R/R
27	Jump, Hunter	Jr.	OF	L/R
48	Kalmer, Brian	Fr.	OF	R/R
4	La Flam, Luke	So.	RHP	R/R
25	Levine, Will	So.	RHP	R/R
43	Marshall, Danny	Fr.	LHP	L/L
35	McLain, Sean	Fr.	INF/OF	R/R
38	Nager, Seth	Fr.	OF	L/R
40	Ogg, Alexander	Fr.	RHP	R/R
26	Osman, Graham	Fr.	LHP	L/L
6	Swift, Drew	Jr.	INF	R/R
29	Thornton, Tyler	So.	RHP	R/R
15	Tolman, Erik	So.	LHP/UTL	L/L
36	Tomczak, Seth	Fr.	RHP	L/R
20	Torkelson, Spencer	Jr.	INF	R/R
19	Vander Kooi, Boyd	Jr.	RHP	R/R
24	Wallerstedt, Nick	Fr.	RHP/UTL	R/R
5	Williams, Alika	Jr.	INF	R/R
14	Workman, Gage	Jr.	INF	S/R

TWITTER: @ASU\_BASEBALL

INSTAGRAM: @ASU\_BASEBALL

FACEBOOK: SUNDEVILBASEBALL

# 2020 Sun Devil Baseball

## GAME NOTES

with 53 RBIs - easily a career high in the category. He had just 20 total RBIs as a freshman.

- When he did get RBIs, he tended to get a lot of them. He had 16 multi-RBI games was second on the team with nine games with three or more RBIs.
- Williams homered four times and recorded 12 doubles and three triples. He slugged .474 on the season - nearly 150 points higher than his freshman total of .333. With 19 extra-base hits on the year, he far surpassed his freshman total of nine.
- The sophomore was incredible when falling behind in counts, posting a .409 average (18-of-44) when facing 1-2 counts. Of his 71 hits on the year, 41 came from behind in the count.
- He was 37-of-105 (.352) on two-strike hitting on the year - striking out a team-low 28 times while walking 33 times, making him the only player on the roster with more walks than strikeouts.
- Defensively, Williams was second in the Pac-12 with 149 defensive assists.
- He helped turn 36 double plays, which was good for fourth overall in the Pac-12 and first among non-first basemen.

### Just Like He Drew It Up

- Drew Swift has been Mr. Sun Devil for the ASU this season, seeing time at second base, shortstop, center field and right field.
- Drew Swift has been on an unreal tear over his last five games, recording five-straight multi-hit efforts and two of those being four-hit contests. In the five-game stretch, Swift has gone 15-of-23 with a team-best 11 RBIs. The 15 hits are seven more than any other player on the team in the stretch.
- Swift leads the team in batting average, sitting at .404 overall on the season with a team-best 23 hits - 8 more than any of his teammates.
- He has easily been ASU's best hitter with runners in scoring position, going 11-for-21 (.524) with five more hits than any teammate.
- His clutch hitting has also stood out as he is the team's best hitter with two outs, going 9-for-21 (.429) with three more hits than any teammate.
- Swift has a team-best 8 multi-hit games - 4 more than any of his teammates - and is the only player on the squad to record a 4 hit game thus far this year and has done so twice.
- Swift is riding an 11-game reached base streak into the weekend.
- Swift was named to the Pac-12 honorable mention All-Defensive team as a sophomore.
- He had nine doubles last season - a career-best - and a triple for 10 extra-base hits on the season despite missing several weeks to injury. He had just two extra-base hits as a freshman
- Swift was a part of 36 double plays, despite the time missed, good for fourth in the Pac-12 in the category and second among non-first basemen. He helped ASU turn 61 double plays on the season - sixth in the nation and first in the Pac-12
- His 135 defensive assists were good for 7th in the Pac-12.

### Trev Lightly and Carry a Big Stick

- Trevor Hauver shook off a tough opening week and has become one of the hottest bats in the Sun Devil lineup, providing valuable protection to Torkelson in the lineup.
- Hauver has a hit in 12 straight games, the longest streak on the team this season, and has reached base in 13 straight games.
- The junior leads the team with 19 RBIs, which leads the Pac-12 and sits eighth in the country.. He has seven multi-RBI games, two more than any other player on the roster.
- He is second in the league behind Torkelson with five homers - 16th nationally.
- Hauver is second in the nation in drawing 18 walks this season, trailing only Torkelson's national-leading 27.
- Hauver is 26th nationally in runs scored and third in the Pac-12 with 16. His .708 slugging percentage is third in the league and he is tied for first in the conference with 34 total bases.
- He leads the team with 9 two-out RBI and has brought home a runner from third with less than two outs a team-best 7 times on 8 chances

(.875).

- In Torkelson's last nine intentional walks, Hauver has gone 3-for-4 with 10 RBIs, a two-run homer, three RBI walks and two sac flies.
- Hauver had a breakout sophomore campaign in which he was named to the Pac-12 Honorable Mention team as well as earning a second-team nod on the ABCA All-West Region team
- Slugged .574 on the year behind 13 home runs (10th in the Pac-12) and 16 doubles (7th in the conference) and reached base at a .433 clip
- Hauver had a 15-game hitting streak at one point in the season, the third-longest streak for a Sun Devil on the year
- He was the top ASU player in games in several categories, posting a seven-RBI game, a five-hit game, a four-walk game and a two-home run game.
- He was light's out with runners in scoring position, leading the team with a .450 average on 27-of-60 hitting while also making it tough for pitchers to get out of innings with a second-best .370 average on 20-of-54 hitting with two outs.

### Putting in the Work

- Gage Workman is tied for 6th in the Pac-12 with 25 defensive assists on the season.
- The junior is second on the team with a .333 average this year with runners in scoring position (6-of-18).
- Workman was one of the hottest players in the Sun Devil lineup of at the end of last season and had hits in 20 of the final 26 games and multiple hits in 12 of those.
- He was second on the team with 20 two-out RBIs and successfully advanced runners 63 times on 125 chances (.504)
- In Pac-12 only games, Workman had a .330 average - the best total on the squad while his 25 Pac-12 RBIs were second on the team.
- In Pac-12 only games, Workman was tied for 10 in the league with 19 walks.
- His .430 on-base percentage was 12th in Pac-12 games and the second-best among all Sun Devils in the category. His .623 slugging percentage in Pac-12 games was 9th in the league and second on the team.
- The sophomore earned Honorable Mention honors on the All-Pac-12 team.
- Workman had just three errors in Pac-12 games at third base on 80 chances (.964) and helped turn 17 double plays on the season en route to Pac-12 Defensive Honorable Mention honors.

### Filling the Boyd

- Boyd Vander Kooi is the veteran presence in the starting rotation for the Sun Devils this season but has provided much needed depth off the bench as well.
- The junior leads the team with a 0.73 ERA in 24.2 innings pitched. The ERA is good for 4th in the Pac-12 despite leading the league in innings pitched.
- Vander Kooi has walked just two batters to 19 strikeouts this season and the 9.5 strikeout to walk ratio is third in the Pac-12. His 0.85 WHIP is ninth in the Pac-12 while
- His 0.73 walks allowed per nine innings are third in the league and 42nd nationally but seventh among pitchers with at least 20.0 innings pitched on the year.
- In his last seven regular season appearances dating back to last season, Vander Kooi has posted a 1.43 ERA in 44.2 innings pitched, striking out 41 with just six walks and seven earned runs allowed.

### Every Rose Has Its Thorn

- Saint Mary's transfer Tyler Thornton also figures to play heavily into the Sun Devil pitching rotation.
- Thornton was nigh unhittable in his debut as a Sun Devil, allowing just one hit in 6.2 innings of work against Villanova.
- The sophomore has posted a quality start in each of his first three starts this season, the only Sun Devil to post such a feat. ASU is 3-0 in games Thornton starts.
- Thornton is 2-0 with 21 strikeouts and five walks in a team-high 18.2

innings pitched - tied for fourth in the Pac-12. His 21 strikeouts are 8th in the Pac-12.

- Thornton was tabbed the National Freshman of the Year (Collegiate Baseball) and National Freshman Pitcher of the Year (NCWBA) and Freshman of the Year of the West Coast Conference.
- Finished the year with a 10-2 record and a 2.71 earned run average in 13 starts.
- His 5.54 hits allowed per nine innings were ranked 11th in the country and first in the West Coast Conference and his 10 wins were also ranked 11th in the nation.
- Along with teammate Carlos Lomeli (also 10 wins), he collected the most wins in a single season by any Gael pitcher since 1991.
- Thornton's 11.08 strikeouts per nine were ranked third in the WCC and his WHIP of 0.97 was also third in the conference (27th in the nation).

#### Pay the Tolman

- Erik Tolman has 30 strikeouts in just 18.0 innings pitched this season - holding opponents to just .143 hitting
- The 30 strikeouts are tops in the Pac-12 this season as are his 12 looking strikeouts. The 30 strikeouts are also good for 17th nationally.
- Tolman is recording 15.00 strikeouts per nine innings, a total that is third in the Pac-12 and 29th nationally.
- In his three starts this year, Tolman has allowed just four earned runs. He is unfazed by runners on the basepath, holding opponents to just 3-of-20 hitting (.150) with runners on.
- Tolman's 2020 debut was absolutely electric as he posted a career-best 12 strikeouts against #24 Oklahoma State - the most for an ASU pitcher since Ryan Kellogg had 12 strikeouts against Oregon on May 12, 2014. It took Kellogg eight innings to get to that mark, while Tolman was able to reach the number in just six innings of work.
- It was the most strikeouts in six or fewer innings since Mitchell Lambson had 12 on March 14, 2009 against Kansas in 5.2 innings.
- In 2019, Tolman went 3-1 with two saves this season and a team-best 3.38 ERA among pitchers averaging at least two innings per game and didn't allowed an earned run in 15 of his 24 appearances
- Opponent's .206 batting average against Tolman last year, easily the lowest on the team.
- Tolman was dominant when he has two strikes to his credit in 2020, holding opponents to 4-35 (.114) in 1-2 counts and 5-of-30 (.167) in 2-2 counts.

#### Pounding The Zone

- ASU's new pitching coach Jason Kelly has made immediate impressions on the Sun Devil pitching staff based on early returns
- ASU is second in the Pac-12 in strikeouts (144 - one shy of UCLA's 145) and second in the conference in batters struck out looking (43).
- The Sun Devil pitching rotation had as effective of a 11-game stretch to open the season as it has in recent memory. The Sun Devils did not allow more than five runs in each of the first 11 games, the first time accomplishing that feat to start a season since having 12 such games in 2009.
- Each of ASU's five separate starting pitchers has recorded a quality start in their first outing of the season (3 or fewer earned runs in 6.0+ innings of work).
- ASU's five consecutive quality starts were the most since a seven-game stretch in 2011 (one game against Fullerton and series against Arizona and Oregon).
- ASU's 10 quality starts through the first 14 games is notable as it took until the March 29 last season to reach the feat.
- ASU's 18 strikeouts against #24 Oklahoma State were the most for against a Power Five program since March 21, 1998, against Cal. It was the most, period, since a 21-strikeout effort in 2001 against a now defunct Southern Utah program.

#### Dab On 'Em

- RJ Dabovich kicked off the 2020 season as the team's closer and responded with three saves through two weekends - tops in the Pac-12 and currently 17th

- Dabovich has appeared in seven games, posting a 0.93 ERA with 13 strikeouts in 9.2 innings pitched.
- Opponents are batting a paltry .100 against Dabovich this season.
- A pivotal addition to the Sun Devil rotation last season, RJ Dabovich recorded a 7-1 record while recording three saves
- Started nine games in 2020 - the first eight games of the year and his final appearance in the postseason against Stony Brook - while appearing in relief in seven games
- Struck out 47 batters to 26 walks in 53.0 innings pitched
- Escaped a no-out, bases loaded jam in extra innings at Cal to set up an eventual ASU victory
- Recorded saves in his first three relief appearances on the season, picking them up against Washington, top-ranked UCLA and Arizona

#### Chicks Dig The Long Ball

- ASU leads the Pac-12 with 16 homers this season - five more than any other team in the league and 14th in the nation.
- The team's .437 slugging percentage is second in the league and 50th nationally, despite having just two homers in the first five games of the year.
- ASU's power numbers this last season were at another level as the Sun Devils led the nation in home runs during the 2019 regular season with 92 (finishing with 94 including the postseason), the most since the 1993 Sun Devils recorded 97 homers. The Sun Devils were the NCAA statistical champion in home runs per game at 1.65.
- The 94 homers were easily a Pac-12 record for the BBCOR era of batting standards, surpassing Oregon State's total of 67 in 2018.
- ASU was the first Power Five school in that BBCOR era to have multiple players reach the 20-home run milestone thanks to Torkelson (23) and Bishop (22). ASU was just the 5th team in Pac-12 history to have two different players reach 20 homers in one season.
- The Devils had three players with over 10 home runs in Spencer Torkelson (23), Hunter Bishop (22), and Trevor Hauver (13). It was the first time a Sun Devil roster has laid that claim since 2009 (Carlos Ramirez/19, Jason Kipnis/16, Kole Calhoun/12).
- With Hunter Bishop and Spencer Torkelson eclipsing 20 home runs last season after Spencer Torkelson hit 25 as a freshman, it was the first time ASU had a player hit 20 or more home runs in consecutive seasons since 1987 (Tony Mattia/21) and 1988 (Tim Spehr/20).
- Bishop and Torkelson make ASU just the 5th team in Pac-12 history to have players reach 20+ home runs in multiple consecutive seasons, joining ASU '84-85 (Bonds/McDowell), WSU '87-88 (Hooper/Olerud), STAN '90-91 (Griffin/McCarty) and UCLA '97-01 (5 players combined)
- They are first ASU duo to have 20+ HRs in same year. Since the BBCOR batting standards were introduced in '11, ASU is the first Power 5 team to achieve this and just 2nd team overall.
- ASU was just the 5th Pac-12 team in history to have at least two players reach 20+ homers in same season, joining Arizona '93 (Arias/Thompson), UCLA '97 (Glaus/Heinrichs/Valent), UCLA '00 (Johnson/Utley/Scott) and Stanford '08 (Ratliff/Muth)

#### Walk This Way

- The Sun Devils are fifth in the country and lead the Pac-12 with 87 walks through nine games this season - 13 more than any other team in the league.
- Spencer Torkelson leads the nation with 27 walks - nine more than any other player in the NCAA - and an incredible 15 of those have been intentional.
- Trevor Hauver sits second nationally with 18 walks in the early going on the season.

# 2020 Sun Devil Baseball

## HOME RUNS/DOUBLE PLAYS/PITCHING/TROPHY CASE

HOME RUN TRACKER								
Player (Season. No.)	Gm # - Date	Opponent	On Base	Inning	Outs	Count	Score	Final
Spencer Torkelson (1)	1-Feb-14	Villanova	0	4	0	3-2	0-0	4-1
Spencer Torkelson (2)	2-Feb-15	Villanova	0	6	0	3-2	0-2	1-2
Gage Workman (1)	6-Feb-21	Boston College	2	1	1	0-1	0-1	10-4
Alika Williams (1)	6-Feb-21	Boston College	1	4	1	2-0	3-3	10-4
Trevor Hauver (1)	6-Feb-21	Boston College	0	4	2	3-1	5-3	10-4
Spencer Torkelson (3)	7-Feb-22	Boston College	0	1	1	1-1	0-0	8-4
Hunter Jump (1)	7-Feb-22	Boston College	0	6	0	0-0	1-2	8-4
Trevor Hauver (2)	8-Feb-23	Boston College	1	6	2	0-2	5-4	8-4
Spencer Torkelson (4)	8-Feb-23	Boston College	0	8	2	0-2	7-4	8-4
Trevor Hauver (3)	11-Feb-29	Nebraska	0	4	0	2-1	0-1	14-1
Trevor Hauver (4)	12-March-1	Nebraska	0	1	2	0-0	0-0	10-18
Spencer Torkelson (5)	12-March-1	Nebraska	2	4	1	1-1	5-8	10-18
Drew Swift (1)	12-March-1	Nebraska	1	7	0	0-0	8-16	10-18
Spencer Torkelson (6)	13-March-3	Fullerton	1	8	0	0-1	8-2	12-2
Nate Baez (1)	14-March-4	Fullerton	0	8	0	1-0	7-2	9-3
Trevor Hauver	14-March-4	Fullerton	0	9	0	1-2	8-3	9-3

GAME-WINNING RBIs (RBI Responsible for the Go-Ahead Run and a Lead Not Relinquished)								
Player	Gm # - Date	Opponent	Season #	Inning	Outs	Count	Result	Final
Nick Cheema	1-Feb-14	Villanova	1	7	1	1-2	RBI 1B	4-1
Alika Williams	6-Feb-22	Boston College	1	4	1	2-0	2RBI HR	10-4
Trevor Hauver	9-Feb-25	New Mexico State	1	10	1	3-1	RBI BB	6-5
Seth Nager	10-Feb-28	Nebraska	1	2	1	0-0	RBI 1B	13-5
Erik Tolman	11-Feb-29	Nebraska	1	4	1	2-0	RBI SF	14-1
Drew Swift	13-March-3	Fullerton	1	3	2	1-1	2RBI 1B	12-2
Gage Workman	14-March-4	Fullerton	1	4	1	1-0	2RBI 1B	9-3

DOUBLE PLAYS								
Gm # - Date	Opponent	Pitcher	Scoring	Players	Inning	Outs	Score	Final
1-Feb. 14	Villanova	Fall	543 GDP	Workman-Swift-Torkelson	2	1	0-0	4-1
1-Feb. 14	Villanova	Levine	6U-3 GDP	Williams-Torkelson	7	1	1-1	4-1
2-Feb. 15	Villanova	Vander Kooi	543 GDP	Workman-Swift-Torkelson	5	0	0-0	1-2
2-Feb. 15	Villanova	Vander Kooi	3U-6 GDP	Torkelson-Swift	6	1	0-1	1-2
4-Feb. 16	Villanova	Dabovich	1B-3 DP	Williams-Torkelson	0	0	6-4	6-4
6-Feb. 21	Boston College	Benson	463 GDP	Swift-Williams-Torkelson	2	0	3-1	10-4
6-Feb. 21	Boston College	Vander Kooi	643 GDP	Williams-Swift-Torkelson	3	0	3-2	10-4
7-Feb. 22	Boston College	Dabovich	463 DP	Baez-Williams-Torkelson	8	0	7-4	9-4
11-Feb. 29	Nebraska	Thornton	4U-3 GDP	Swift-Torkelson	3	1	0-1	14-1
13-March 3	Fullerton	Vander Kooi	463 GDP	Swift-Williams-Torkelson	5	1	3-2	12-2
13-March 3	Fullerton	Vander Kooi	543 GDP	Workman-Swift-Torkelson	8	0	10-2	12-2

## 2020 PRESASON TROPHY CASE

**Spencer Torkelson**  
Preseason All-America Teams (Collegiate Baseball News (1st Team); National Collegiate Baseball Writers of America (1st Team); Perfect Game (1st Team); D1Baseball.com (1st Team), Baseball America (1st Team)  
Collegiate Baseball News - Preseason National Player of the Year  
D1Baseball - Preseason Pac-12 Player of the Year

**Alika Williams**  
Preseason All-America Teams D1Baseball.com (1st Team); Perfect Game (2nd Team); Baseball America (2nd Team)

**Gage Workman**  
Preseason All-America Teams Baseball America (2nd Team)

**Trevor Hauver**  
Preseason All-America Teams NCBWA (3rd Team)

**Cooper Benson**  
D1Baseball - Preseason Pac-12 Freshman of the Year

SAVES				
No.	Date	Opponent	Pitcher (Save #)	IP (H, R-ER, BB, K)
1	2-14	Villanova	Dabovich (1)	1.0 (0, 0-0, 0, 1)
2	2-16	Villanova	Dabovich (2)	2.0 (0, 0-0, 0, 2)
3	2-22	Villanova	Dabovich (3)	2.0 (0, 0-0, 0, 2)

QUALITY STARTS				
No.	Date	Opponent	Pitcher (QS #)	IP (H, R-ER, BB, K)
1	2-14	Villanova	Fall (1)	6.0 (3, 0-0, 3, 6)
2	2-15	Villanova	Vander Kooi (1)	7.2 (6, 2-1, 2, 5)
3	2-15	#8 Michigan	Benson (1)	6.1 (6, 3-2, 0, 8)
4	2-16	Villanova	Thornton (1)	6.2 (1, 3-2, 3, 8)
5	2-18	#24 OK State	Tolman (1)	6.0 (6, 2-2, 3, 12)
6	2-22	Boston College	Thornton (2)	6.0 (6, 2-2, 1, 5)
7	2-28	Nebraska	Benson (2)	6.0 (3, 1-1, 1, 6)
8	2-29	Nebraska	Thornton (3)	6.0 (6, 1-1, 1, 8)
9	3-3	@Fullerton	Vander Kooi (2)	8.0 (8, 2-0, 0, 6)
10	3-4	@Fullerton	Tolman (2)	6.0 (2, 2-2, 5, 8)

# 2020 Sun Devil Baseball

## SERIES STATS AND INDIVIDUAL STREAKS

### SERIES STATS

HITTING	W-L	AVG.	R	H	2B	3B	HR	RBI	BB	SO
VILLANOVA	2-1	.157	11	13	3	0	2	8	20	19
BOSTON COLLEGE	3-0	.267	26	27	2	1	7	22	25	20
NEBRASKA	2-1	.358	37	38	12	0	4	32	19	20
FULLERTON (2 GAMES)	2-0	.329	21	26	4	0	3	19	6	21
STANDALONE GAMES	1-2	.214	7	21	3	1	0	7	17	28

PITCHING	W-L	ERA	H	R	ER	BB	SO	SV	SCORE
VILLANOVA	2-1	1.67	13	7	5	12	27	2	11-7
BOSTON COLLEGE	3-0	4.00	30	12	12	14	24	1	26-12
NEBRASKA	2-1	7.67	31	24	23	10	30	0	37-24
FULLERTON (2 GAMES)	2-0	1.50	6	5	3	5	23	0	21-5
STANDALONE GAMES	1-2	2.89	19	12	9	16	40	0	7-12

Multiple Hit Games	2	3	4	5+	Total
Swift,Drew	5	1	2	-	8
Williams,Alika	4	-	-	-	4
Jump,Hunter	4	-	-	-	4
Workman,Gage	2	1	-	-	3
Cheema,Nick	3	-	-	-	3
Torkelson,Spencer	2	1	-	-	3
Hauver,Trevor	3	-	-	-	3
Ferri,Sam	1	-	-	-	1
TEAM	24	3	2	0	29

Multiple RBI Games	2	3	4	5+	Total
Hauver,Trevor	4	3	-	-	7
Swift,Drew	4	-	1	-	5
Workman,Gage	1	2	-	-	3
Kalmer,Brian	2	-	-	-	2
Torkelson,Spencer	1	-	1	-	2
Jump,Hunter	1	1	-	-	2
Williams,Alika	2	-	-	-	2
TEAM	15	6	2	0	23

Hitting Streaks	Longest	Current
Hauver,Trevor	12	12
Workman,Gage	7	7
Jump,Hunter	5	5
Torkelson,Spencer	5	-
Swift,Drew	5	5
Garcia,Dusty	4	4
Williams,Alika	4	4
Cheema,Nick	4	-
Baez,Nate	4	4
Ferri,Sam	3	-
Nager,Seth	2	-
Tolman,Erik	1	-
Kalmer,Brian	1	-
Helmin,Alex	1	1
Denson,Myles	1	-

Reached Base Streaks	Longest	Current
Torkelson,Spencer	14	14
Hauver,Trevor	13	13
Swift,Drew	11	11
Workman,Gage	11	11
Cheema,Nick	8	-
Williams,Alika	6	6
Garcia,Dusty	6	6
Jump,Hunter	6	6
Kalmer,Brian	5	-
Baez,Nate	4	4
Ferri,Sam	3	-
Nager,Seth	3	-
Tolman,Erik	2	-
Denson,Myles	2	-
Helmin,Alex	1	1
Marshall,Danny	1	-

# 2020 Sun Devil Baseball

## ROSTER

### PITCHERS (19)

No.	Name	Yr	B/T	HT	WT	Hometown (Last School)
32	Bryce Barnett	Fr.	R/R	6'0"	170	Lockport, Ill. (Providence Catholic)
12	Cooper Benson	Fr.	L/L	6'0"	213	San Luis Obispo, Calif. (San Luis Obispo)
41	Christian Bodlovich	Fr.	R/R	6'0"	210	San Pedro, Calif. (Mira Costa)
22	Blake Burzell	So.	R/R	6'6"	225	Laguna Beach, Calif. (Laguna Beach)
3	Dom Cacchione	So.	R/R	6'2"	175	Menlo Park, Calif. (Sacred Heart Prep)
30	Brady Corrigan	Jr.	R/R	6'2"	210	Plainfield, Ill. (Plainfield North)
11	RJ Dabovich	Jr.	R/R	6'3"	206	Pueblo, Colo. (Pueblo West/Central Arizona)
45	Cam Dennie	Fr.	R/R	6'2"	183	Culver, Ind. (Plymouth)
23	Justin Fall	Jr.	L/L	6'6"	237	Beachwood, N.J. (Toms River South/Brookdale)
4	Luke La Flam	So.	R/R	6'2"	197	Aurora, Colo. (Grandview)
25	Will Levine	So.	R/R	6'2"	205	Mission Viejo, Calif. (Mission Viejo)
43	Danny Marshall	Fr.	L/L	5'10"	153	Queen Creek, Ariz. (Queen Creek)
40	Alexander Ogg	Fr.	R/R	6'5"	177	Bedford Corners, New York (The Harvey)
26	Graham Osman	Fr.	L/L	6'3"	183	Morrison, Colo. (Colorado Academy)
29	Tyler Thornton	So.	R/R	6'3"	178	Solana Beach, Calif. (Santa Fe Christian/St. Mary's)
15	Erik Tolman	So.	L/L	6'2"	193	Lake Forest, Calif. (El Toro)
36	Seth Tomczak	Fr.	L/R	6'3"	181	Jackson, Calif. (Argonaut)
19	Boyd Vander Kooi	Jr.	R/R	6'5"	220	Mesa, Ariz. (Skyline)
24	Nick Wallerstedt	Fr.	R/R	6'3"	178	Tempe, Ariz. (Mountain Pointe)

### CATCHERS (2)

9	Sam Ferri	RS Jr.	R/R	5'11"	185	Norridge, Ill. (Notre Dame College Prep)
8	Nick Cheema	Sr.	R/R	5'11"	198	Weatherford, Tex. (Aledo/Central Arizona)

### INFIELDERS (7)

46	Nathan Baez	Fr.	R/R	6'1"	191	Oro Valley, Ariz. (Ironwood Ridge)
48	Brian Kalmer	Fr.	R/R	6'2"	195	Chandler, Ariz. (Corona del Sol)
35	Sean McLain	Fr.	R/R	5'11"	170	Tustin, Calif. (Arnold D. Beckman)
6	Drew Swift	Jr.	R/R	6'0"	158	Chandler, Ariz. (Hamilton)
20	Spencer Torkelson	Jr.	R/R	6'1"	215	Petaluma, Calif. (Casa Grande)
5	Alika Williams	Jr.	R/R	6'2"	175	San Diego, Calif. (Rancho Bernardo)
14	Gage Workman	Jr.	S/R	6'4"	206	Queen Creek, Ariz. (Basha)

### OUTFIELDERS (6)

17	Myles Denson	Sr.	R/R	6'2"	184	Las Vegas, Nev. (Bishop Gorman)
10	Dusty Garcia	So.	L/R	6'0"	174	Port Orchard, Wash. (South Kitsap)
18	Trevor Hauver	Jr.	L/R	6'0"	202	Chandler, Ariz. (Perry)
27	Hunter Jump	Jr.	L/R	5'11"	188	Aliso Viejo, Calif. (Aliso Niguel/Central Arizona)
37	Alex Helmin	Fr.	R/R	6'5"	190	Frankfort, Ill. (Providence Catholic)
38	Seth Nager	Fr.	L/R	6'4"	190	Oro Valley, Ariz. (Ironwood Ridge)

**13** Head Coach: Tracy Smith

**2** Associate Head Coach/Recruiting Coordinator: Ben Greenspan

**16** Assistant Coach/Pitching Coach: Jason Kelly

**7** Assistant Coach/Hitting Coach: Michael Earley

**28** Undergraduate Student Assistant Coach: David Greer

Director of Operations: Daniel Stolper

Sports Medicine/Rehabilitation: Jesse Lowman

Strength and Conditioning: Jason Robbins

Quality Control: Scott Marks

# 2020 Sun Devil Baseball

## ROSTERS

### NUMERICAL

No.	Name	Yr.	B/T	Ht	WR	Hometown (Last School)
3	Dom Cacchione	So.	R/R	6'2"	175	Menlo Park, Calif. (Sacred Heart Prep)
4	Luke La Flam	So.	R/R	6'2"	197	Aurora, Colo. (Grandview)
5	Alika Williams	Jr.	R/R	6'2"	175	San Diego, Calif. (Rancho Bernardo)
6	Drew Swift	Jr.	R/R	6'0"	158	Chandler, Ariz. (Hamilton)
8	Nick Cheema	Sr.	R/R	5'11"	198	Weatherford, Tex. (Aledo/Central Arizona)
9	Sam Ferri	Rs-Jr.	R/R	5'11"	185	Norrridge, Ill. (Notre Dame College Prep)
10	Dusty Garcia	So.	L/R	6'0"	174	Port Orchard, Wash. (South Kitsap)
11	RJ Dabovich	Jr.	R/R	6'3"	206	Pueblo, Colo. (Pueblo West/Central Arizona)
12	Cooper Benson	Fr.	L/L	6'0"	213	San Luis Obispo, Calif. (San Luis Obispo)
14	Gage Workman	Jr.	S/R	6'4"	206	Queen Creek, Ariz. (Basha)
15	Erik Tolman	So.	L/L	6'2"	193	Lake Forest, Calif. (El Toro)
17	Myles Denson	Sr.	R/R	6'2"	184	Las Vegas, Nev. (Bishop Gorman)
18	Trevor Hauver	Jr.	L/R	6'0"	202	Chandler, Ariz. (Perry)
19	Boyd Vander Kooi	Jr.	R/R	6'5"	220	Mesa, Ariz. (Skyline)
20	Spencer Torkelson	Jr.	R/R	6'1"	215	Petaluma, Calif. (Casa Grande)
22	Blake Burzell	So.	R/R	6'6"	225	Laguna Beach, Calif. (Laguna Beach)
23	Justin Fall	Jr.	L/L	6'6"	237	Beachwood, N.J. (Toms River South/Brookdale)
24	Nick Wallerstedt	Fr.	R/R	6'3"	178	Tempe, Ariz. (Mountain Pointe)
25	Will Levine	So.	R/R	6'2"	205	Mission Viejo, Calif. (Mission Viejo)
26	Graham Osman	Fr.	L/L	6'3"	183	Morrison, Colo. (Colorado Academy)
27	Hunter Jump	Jr.	L/R	5'11"	188	Aliso Viejo, Calif. (Aliso Niguel/Central Arizona)
29	Tyler Thornton	So.	R/R	6'3"	178	Solana Beach, Calif. (Santa Fe Christian/St. Mary's)
30	Brady Corrigan	Jr.	R/R	6'2"	210	Plainfield, Ill. (Plainfield North)
32	Bryce Barnett	Fr.	R/R	6'0"	170	Lockport, Ill. (Providence Catholic)
35	Sean McLain	Fr.	R/R	5'11"	170	Tustin, Calif. (Arnold D. Beckman)
36	Seth Tomczak	Fr.	L/R	6'3"	181	Jackson, Calif. (Argonaut)
37	Alex Helmin	Fr.	R/R	6'5"	190	Frankfort, Ill. (Providence Catholic)
38	Seth Nager	Fr.	L/R	6'4"	190	Oro Valley, Ariz. (Ironwood Ridge)
40	Alexander Ogg	Fr.	R/R	6'5"	177	Bedford Corners, New York (The Harvey)
41	Christian Bodlovich	Fr.	R/R	6'0"	210	San Pedro, Calif. (Mira Costa)
43	Danny Marshall	Fr.	L/L	5'10"	153	Queen Creek, Ariz. (Queen Creek)
45	Cam Dennie	Fr.	R/R	6'2"	183	Culver, Ind. (Plymouth)
46	Nathan Baez	Fr.	R/R	6'1"	191	Oro Valley, Ariz. (Ironwood Ridge)
48	Brian Kalmer	Fr.	R/R	6'2"	195	Chandler, Ariz. (Corona del Sol)

### PRO-NUN-SEE-AY-SHUNS

Dom Cacchione – cuh-SHONE  
 Luke La Flam – luh FLAMM  
 Alika Williams – uh-LEEK-uh  
 Nich Cheema – chee-muh  
 Sam Ferri – fairy  
 RJ Dabovich – DAB-oh-vich  
 Erik Tolman – TOLL-men  
 Trevor Hauver – HAH-ver  
 Boyd Vander Kooi – van-der-coy  
 Will Levine – leh-VEEN  
 Graham Osman – OZ-men  
 Seth Tomczak – TOM-zak  
 Seth Nager – NAY-ger  
 Nick Wallerstedt – WALL-er-stet  
 Christian Bodlovich – BOD-low-vich  
 Nathan Baez – BYE-ezz  
 Brian Kalmer – KAL-mer

### ALPHABETICAL

No.	Name	Pos.
46	Baez, Nathan	INF
32	Barnett, Bryce	RHP
12	Benson, Cooper	LHP
41	Bodlovich, Christian	RHP
22	Burzell, Blake	RHP
3	Cacchione, Dom	RHP
8	Cheema, Nick	C
30	Corrigan, Brady	RHP
11	Dabovich, RJ	RHP
45	Dennie, Cam	RHP
17	Denson, Myles	OF
23	Fall, Justin	LHP
9	Ferri, Sam	C
10	Garcia, Dusty	OF
18	Huaver, Trevor	OF
37	Helmin, Alex	OF
27	Jump, Hunter	OF
48	Kalmer, Brian	INF
4	La Flam, Luke	RHP
25	Levine, Will	RHP
43	Marshall, Danny	LHP
35	McLain, Sean	OF
40	Ogg, Alexander	RHP
26	Osman, Graham	LHP
6	Swift, Drew	INF
29	Thornton, Tyler	RHP
15	Tolman, Erik	LHP
36	Tomczak, Seth	RHP
20	Torkelson, Spencer	INF
19	Vander Kooi, Boyd	RHP
24	Wallerstedt, Nick	RHP
5	Williams, Alika	INF
14	Workman, Gage	INF

### BY POSITION

Catchers	2
Pitchers	19
Infielders	7
Outfielders	6

### BY CLASS

Seniors	2
Juniors	11
Sophomores	7
Freshmen	14

### BATTING

Lefties	4
Righties	10
Switch	1

### PITCHING

Righties	14
Lefties	5

### Hitting Categories

Hit a grand slam.....	Hunter Bishop, May 5, 2019 vs. #1 UCLA (W, 8-7)
Hit a walkoff HR.....	Sam Ferri, March 16, 2019 vs. Washington State (solo shot in 9th inning)
Led off the game with a HR.....	Trevor Hauver, May 10, 2019 vs. at Nebraska (W, 15-6)
Hit for the cycle.....	Travis Buck, March 7, 2003 vs. Southern Utah (W, 19-0)
Team hit for the cycle to open the game.....	April 27, 2003 vs. Washington State (HR/2B/1B/3B)
Team hit for the cycle on four consecutive batters.....	April 18, 2019 at Utah (2B, 3B, 1B, HR in 12th inning)
Hit back-to-back HRs.....	Lyle Lin (2-run shot) and Trevor Hauver, April 27, 2019 at Washington (L, 9-10/12 innings)
Hit back-to-back-to-back HRs.....	Trevor Hauver, Spencer Torkelson. Hunter Bishop, April 12, 2019 vs. #3 Oregon State (L, 4-6)
Hit two HRs in one game.....	Lyle Lin, at Nebraska, May 12, 2019 (L, 5-8)
A freshman hit two HR in one game.....	Erik Tolman, April 16, 2019, vs. Seattle (W, 12-5)
Hit three HRs in one game.....	Joey DeMichele, May 1, 2011 vs Stanford (TIES ASU RECORD)
Had five hits in one game.....	Trevor Hauver, April 2, 2019, vs. Long Beach State (5-for-6)
Had six hits in one game.....	Travis Buck, March 13, 2005 vs Western Illinois (went 6-for-8, 3 RBI)
Had seven hits in one game.....	Jerry Mantlo, February 6, 1972 vs. Michigan
Had three doubles in one game.....	Alika Williams, March 3, 2019 vs. Michigan State (W, 13-2)
Had four doubles in one game.....	Travis Buck, February 28, 2004 vs. Connecticut (W, 16-5)
Hit two triples in one game.....	Gage Canning, March 3, 2018 vs. Oklahoma State
Had seven RBI in one game.....	Trevor Hauver, Feb. 24, 2019 vs. UC Davis (W, 17-2)
Had eight RBI in one game.....	Kiel Roling, March 17, 2007 vs. Maine
Had nine RBI in one game.....	Jeremy West, April 27, 2003 vs. Washington State
Stole four bases in one game.....	Drew Maggi, April 10, 2010 at Washington St. (TIES ASU RECORD)
<b>Stole home.....</b>	<b>Gage Workman, vs. Boston College, Feb. 23, 2020 (W, 8-4)</b>
<b>Struck out four or more times in one game.....</b>	<b>4, Gage Workman, Feb. 25, 2020 vs. New Mexico State (W, 6-5 (10 inn))</b>
<b>Hitter stranded six runners on base.....</b>	<b>Trevor Hauver (6), Feb. 15, 2020 vs. Villanova (L, 1-2)</b>
Recorded 13 total bases.....	Gage Canning (13), April 27, Gage Canning, March 18, 2018 vs. Oregon (2 HR, 1 3B, 2 1B)
Had an inside-the-park home run.....	Gage Canning, March 18, 2018 vs. Oregon (W, 18-4)
Had an inside-the-park home run AND a traditional home run.....	Gage Canning, March 18, 2018 vs. Oregon (W, 18-4)
Scored five runs in one game.....	Hunter Bishop (5), March 8, 2019 vs. Xavier (W, 12-0)
<b>Was hit by a pitch two or more times.....</b>	<b>2, Nick Cheema, Feb. 28, 2020 vs. Nebraska</b>
<b>Team was hit by 5+ pitches.....</b>	<b>5, Feb. 28, 2020 vs. Nebraska</b>
<b>Walked 4+ times.....</b>	<b>5 (School Record), Spencer Torkelson vs. New Mexico State, Feb. 25, 2019 (W, 6-5 (10))</b>
<b>Opponent hit two HRs in one game.....</b>	<b>2, Leighton Banjoff, vs. Nebraska, March 1, 2020</b>
Opponent hit a walkoff HR.....	Evan Williams, at Oregon, March 23, 2019 (off Brady Corrigan)
Opponent hit a leadoff HR.....	Andy Lentz (Washington), May 17, 2008 at Packard Stadium (off Josh Satow)

### Pitching Categories

Threw a no-hitter.....	Ryan Hingst, March 25, 2016 vs. Utah, (W, 5-0)
Threw a perfect game.....	Eddie Bane, March 2, 1973, vs. Cal State Northridge (W, 9-0)
Threw a one-hitter.....	Brian Flores, May 20, 2007 at Oregon State (W, 8-1)
Threw a two-hitter.....	Will Waldrup, Jan. 23, 1999 vs. Hawaii-Hilo (W, 3-0)
Were no-hit.....	Phil Keller, March 23, 1970 vs. Stanford (L, 1-0)
Were one-hit.....	Noah Bremer, at Washington, May 12, 2017 (L, 0-4)
Threw a complete game.....	Boyd Vander Kooi, April 19, 2019 vs. at Utah (W, 8-5)
Threw a complete game shutout.....	Eli Lingos, March 30, 2018 at Washington St. (W, 7-0)
Threw back-to-back complete games.....	Trevor Williams, 3/1/13 vs. Pacific (W, 8-1) and 3/9 vs. Long Beach State (W, 4-0)
Threw back-to-back complete game shutouts.....	Brady Rodgers/Kramer Champlin, May 20 and 21, 2011 at Washington
Had an opposing pitcher throw a complete game.....	Noah Bremer, at Washington, May 12, 2017 (L, 0-4)
Shut out an opponent (one or more pitchers).....	March 15, 2019 vs. Washington State (6-0, 3 pitchers)
<b>Were shutout.....</b>	<b>vs. #8 Michigan, Feb. 15, 2020 (L, 0-5)</b>
<b>Struck out 10 or more batters in a game.....</b>	<b>Erik Tolman (12 in 6.0 innings), vs #24 Oklahoma State, Feb 18, 2020 (L, 1-2)</b>
<b>Team struck out 18 o more batters.....</b>	<b>18, vs #24 Oklahoma State, Feb 18, 2020 (L, 1-2)</b>
Had back-to-back starts with 10 strikeouts.....	Alec Marsh (10 in each), May 10, 2019 at Nebraska and May 17, 2019 at Cal
Individual struck out 15 or more batters in a game.....	Mike Leake (15), May 30, 2009 vs. Oral Roberts (CG, 4-1 Win in Tempe Regional)
Had an opposing pitcher strike out 10 or more Sun Devils.....	Ryne Nelson (10), at Oregon, March 23 2019 (L, 4-5 (12))
Did not walk a batter (complete game).....	Ryan Kellogg, May 14, 2015 vs Washington State (W, 5-0)
Recorded 10 wins in a season.....	Ryan Kellogg, 11-1 (2013)
Hit three batters in a game.....	Brett Lilek (3), April 4, 2015 at Utah (W, 6-5)
Starting pitcher hit a home run in a game.....	Erik Tolman, April 23, 2019 vs. UNLV (W, 9-2)

### Fielding Categories

Had no errors in four straight games.....	April 20, 23, 26-27, 2019 at Utah, vs. UNLV, at Washington
Committed three or more errors in one game.....	Andrew Snow (3), Feb. 17, 2017 vs. Northwestern
<b>Had 16 or more putouts in one game.....</b>	<b>Nick Cheema (17), catcher, vs #24 Oklahoma State, Feb 18, 2020 (L, 1-2)</b>
Had 20 or more put outs in one game.....	Zach Wilson (20), First Base, April 21, 2011 at Cal
Had eight or more assists in one game.....	Alika Williams (8), April 19, 2019 at Utah (W, 8-5)
Caught and pitched in the same game.....	Jordan Swagerty, March 17, 2010 vs. USC (2x in 2010)
Turned four double plays in one game.....	May 5, 2019 vs. #1 UCLA (W, 8-7)
Turned five+ double plays in one game.....	5, April 25, 2010, vs. Washington (TIES ASU RECORD)
Turned a triple play.....	Eric Sogard (2B), Brett Wallace (1B) and Andrew Romine SS, February 27, 2007 at Arizona

### Scoring and Misc. Categories

Recorded 20+ hits.....	21, May 10, 2019 at Nebraska (W, 15-6)
Recorded 20+ hits in back-to-back games.....	22 and 22, February 3-4, 2007 vs. Southern Utah
Scored 20+ runs.....	20, Feb. 16, 2019 vs. Notre Dame (W, 20-7)
Scored 30+ runs.....	30, March 13, 2005 vs. Western Illinois (W, 30-13 in Baton Rouge, La.)
Scored 10+ runs in one inning.....	11, April 26, 2015 vs. Tennessee Tech (W, 16-4)
Left 15+ runners on base in one game.....	15, March 5, 2016 vs. Eastern Michigan (W, 5-4 (11))
<b>Allowed 5 or more home runs in a game.....</b>	<b>5, vs. Nebraska, March 1, 2020 (L, 10-18)</b>
<b>Allowed 3 or more home runs in an inning.....</b>	<b>3, vs. Nebraska, March 1, 2020</b>
<b>Walked 15+ times in a game.....</b>	<b>15, March 31, 2019 vs Arizona (W, 17-16)</b>
Stranded 15+ opponent runners on base in one game.....	15, March 23, 2019, vs at Oregon (L, 4-5 (12))
<b>Surrendered a ninth inning lead.....</b>	<b>Feb. 25, 2020, vs New Mexico State (Led 5-3, Won 6-5 in 10 innings)</b>
Swept a three-game Pac-12 series.....	March 29-31, 2019 vs. Arizona (8-2, 8-3, 17-16)
<b>Swept a three-game Non-Conference series.....</b>	<b>Feb. 21-23, 2020 vs. Boston College (10-4, 8-4, 8-4)</b>
Were swept in a Pac-12 series.....	April 13-15, 2018 at #2 Stanford (1-3, 6-11, 3-10)
Were swept in a Pac-12 series at home.....	May 18-20, 2017 vs. #15 Arizona (5-6, 1-3, 5-9)
<b>Played in extra innings.....</b>	<b>10, vs. New Mexico State, Feb. 25, 2020 (W, 6-5)</b>
Played in 14+ innings.....	14, March 9, 2016 at Cal State Fullerton (W, 2-1 W)
Played back-to-back extra inning games.....	March 29-30, 2018, at Washington State (L, 8-7 (10)), (L, 4-3 (11))
Played a game lasting 5+ hours.....	5 hours, 10 minutes, March 31, 2019 vs. Arizona (W, 17-16)

### Record When...

Overall .....	10-4	..... 10+ runs .....	4-1	Hit 0 home runs .....	3-2
Conference .....	0-0	Opponent 0-2 runs.....	3-2	... 1 home run .....	3-1
Non-Conference.....	10-4	..... 3-5 runs .....	7-1	... 2+ home runs .....	4-1
Home games .....	8-4	..... 6-9 runs .....	0-0	Opponent 0 home runs .....	6-1
Away games .....	2-0	..... 10+ runs.....	0-1	..... 1 home run .....	4-2
Neutral site .....	0-0	Scored in 1st inning .....	4-1	..... 2+ HRs .....	0-1
Day games .....	2-2	Opp. scored in 1st .....	2-0	Made 0 errors .....	2-0
Night games .....	8-2	Scores first .....	7-1	... 1 error .....	8-3
vs Left starter .....	2-2	Opp. scores first .....	3-3	... 2+ errors .....	0-1
vs Right starter .....	8-2	After 6 leading .....	10-0	Opp. made 0 errors .....	4-1
1-Run games .....	1-2	..... trailing .....	0-4	..... 1 error .....	3-3
2-Run games .....	1-0	..... tied .....	0-0	..... 2+ errors .....	3-0
5+Run games .....	5-2	After 7 leading .....	10-0	Out-hit opponent .....	6-1
Extra innings .....	1-0	..... trailing .....	0-4	Out-hit by opponent .....	2-3
Shutouts .....	0-1	..... tied .....	0-0	Hits are tied .....	2-0
Scoring 0-2 runs .....	0-3	After 8 leading .....	10-0		
..... 3-5 runs .....	1-0	..... trailing .....	0-4		
..... 6-9 runs .....	5-0	..... tied .....	0-0		

### A Look At the Pitching Staff

#### Arizona State Starters

Pitcher	Starts/QS	Pct.	PC/Start	IP/Start	ER Against/Start	Runs For/Start	PCK	DP	Team Record
Thornton	3/3	100.0	297/99.0	18.2/6.1	5/1.7	17/5.7	0	1	3-0
Benson	3/2	66.7	243/81.0	14.1/4.2	6/2.0	12/4.0	0	1	2-1
Tolman	3/2	66.7	314/104.7	17.1/5.2	4/1.3	8/2.7	0	0	2-1
Fall	3/1	33.3	253/84.3	13.0/4.1	10/3.3	10/3.3	0	1	2-1
Vander Kooi	2/2	100.0	177/88.5	15.2/7.2	1/0.5	11/5.5	0	4	1-1

#### Arizona State Bullpen (Relief Appearances Stats Only)

Reliever	APP	IP	H	R	ER	BB	SO	SV	ERA	IR/Scored	1st Bat. Faced/Ret.
La Flam	1	0.2	0	0	0	2	0	0	0.00	0/0	1/0
Dabovich	7	9.2	3	2	1	6	13	3	0.93	5/2	7/5
Vander Kooi	2	9.0	5	1	1	0	8	0	1.00	3/1	2/2
Dennie	7	9.0	7	3	3	2	10	0	3.00	5/1	7/7
Tomczak	3	2.2	3	1	1	0	2	0	3.38	0/0	3/3
Bodlovich	6	5.0	5	3	3	1	7	0	5.40	2/0	6/5
Levine	3	3.1	3	2	2	3	1	0	5.40	1/1	3/2
Barnett	7	4.2	7	6	5	5	10	0	10.38	8/4	7/4
Tolman	1	0.2	0	1	1	1	2	0	13.50	2/1	1/1
Burzell	1	1.0	3	2	2	0	0	0	18.00	0/0	1/0
Osman	6	2.0	6	5	5	2	3	0	22.50	5/1	6/3
Corrigan	1	0.1	2	2	2	1	1	0	54.0	0/0	1/0

# 2020 Sun Devil Baseball

## TEAM AND INDIVIDUAL RANKINGS/RECORD WATCH

### NATIONAL RANKINGS

Category	Team	Nat'l	Pac-12	Value
Base on Balls (298 ranked)		5	1	.87
Batting Average (298 ranked)		82	6	0.272
Double Plays (298 ranked)		24	1	.11
Double Plays Per Game (298 ranked)		78	4	0.79
Doubles (298 ranked)		46	2	.24
Doubles Per Game (298 ranked)		109	6	1.71
Earned Run Average (298 ranked)		104	7	3.69
Fielding Percentage (298 ranked)		75	4	0.974
Hit Batters (294 ranked)		276	11	5
Hit by Pitch (296 ranked)		80	4	.15
Hits (298 ranked)		31	2	.125
Hits Allowed Per Nine Innings (298 ranked)		69	6	.758
Home Runs (283 ranked)		14	1	.16
Home Runs Per Game (295 ranked)		29	1	1.14
On Base Percentage (298 ranked)		43	3	0.397
Runs (298 ranked)		16	1	.102
Sacrifice Bunts (260 ranked)		19	2	.9
Sacrifice Flies (260 ranked)		7	3	.10
Scoring (298 ranked)		49	3	.73
Slugging Percentage (298 ranked)		50	2	0.437
Stolen Bases (296 ranked)		162	5	.10
Stolen Bases Per Game (297 ranked)		221	9	0.71
Strikeout-to-Walk Ratio (298 ranked)		88	3	2.53
Strikeouts Per Nine Innings (298 ranked)		59	4	10.2
Triples (184 ranked)		125	4	.2
Triples Per Game (249 ranked)		182	4	0.14
WHIP (298 ranked)		91	6	1.29
WL Pct (285 ranked)		59	2	0.714
Walks Allowed Per Nine Innings (298 ranked)		125	5	4.04

### Individual

Category	Name	Nat'l	Pac-12	Value
Base on Balls (99 ranked)	Spencer Torkelson	1	1	.27
	Trevor Hauver	2	2	.18
Base on Balls Per Game (149 ranked)	Spencer Torkelson	1	1	1.93
	Trevor Hauver	11	3	1.29
Batting Average (250 ranked)	Drew Swift	120	8	0.404
Doubles (70 ranked)	Hunter Jump	70	4	.5
Earned Run Average (195 ranked)	Boyd Vander Kooi	63	4	0.73
Hit By Pitch Per Game (137 ranked)	Nick Cheema	134	4	0.36
Hit by Pitch (96 ranked)	Nick Cheema	35	2	.5
Hits (119 ranked)	Drew Swift	6	1	.23
Hits Allowed Per Nine Innings (149 ranked)	Eric Tolman	76	3	4.5
Hits Per Game (142 ranked)	Drew Swift	56	4	1.64
Home Runs (73 ranked)	Spencer Torkelson	6	1	.6
	Trevor Hauver	16	2	.5
Home Runs Per Game (125 ranked)	Spencer Torkelson	18	1	0.43
	Trevor Hauver	41	2	0.36
On Base Percentage (150 ranked)	Spencer Torkelson	11	2	0.603
Runs (92 ranked)	Spencer Torkelson	3	1	.20
	Trevor Hauver	26	3	.16
Runs Batted In (138 ranked)	Trevor Hauver	8	1	.19
	Drew Swift	55	6	.14
Runs Batted In Per Game (143 ranked)	Trevor Hauver	38	3	1.36
Runs Per Game (146 ranked)	Spencer Torkelson	20	3	1.43
	Trevor Hauver	114	5	1.14
Sacrifice Flies (38 ranked)	Trevor Hauver	9	1	.3
Saves (127 ranked)	RJ Dabovich	17	1	.3
Slugging Percentage (250 ranked)	Spencer Torkelson	17	1	0.85
	Trevor Hauver	80	3	0.708
Strikeout-to-Walk Ratio (133 ranked)	Boyd Vander Kooi	58	3	9.5
Strikeouts (142 ranked)	Eric Tolman	17	1	.30
	Tyler Thornton	142	8	.21
Strikeouts Per Nine Innings (149 ranked)	Eric Tolman	29	2	.15
Total Bases (137 ranked)	Trevor Hauver	34	1	.34
	Spencer Torkelson	34	1	.34
	Drew Swift	93	4	.29
Toughest to Strike Out (149 ranked)	Alika Williams	38	2	17.7
	Hunter Jump	133	9	10.2
WHIP (150 ranked)	Boyd Vander Kooi	138	9	0.85
Walks Allowed Per 9 Innings (147 ranked)	Boyd Vander Kooi	42	4	0.73

### RECORD WATCH

#### ASU HOME RUNS (CAREER)

1.) Bob Horner (1976-78)	56
2.) Spencer Torkelson (2018-p)	54

#### SUN DEVILS IN THE RANKINGS

	BA	D1	CB	NCBWA	PG
Pre	3	9	5	7	5
1	8	13	11	14	8
2	8	12	12	11	8
3	8	10	10	9	7

BA - Baseball America

D1 - D1Baseball.com

CB - Collegiate Baseball News

NCBWA - National Collegiate Baseball Writers

PG - Perfect Game

# 2020 Sun Devil Baseball

RECORD BY POSITION STARTS

## LF

**Trevor Hauver, 14 (10-4)**

## CF

**Dusty Garcia, 6 (5-1)**

Seth Nager, 4 (3-1)

Danny Marshall, 3 (1-2)

Drew Swift, 1 (1-0)

## RF

**Hunter Jump, 9 (7-2)**

Myles Denson, 3 (1-2)

Drew Swift, 1 (1-0)

Seth Nager, 1 (1-0)

## SS

**Alika Williams, 13 (10-3)**

Drew Swift, 1 (0-1)

## 2B

**Drew Swift, 11 (8-3)**

Nate Baez, 3 (2-1)

## SP

**Tyler Thornton, 3 (3-0)**

Cooper Benson, 3 (2-1)

Justin Fall, 3 (2-1)

Erik Tolman, 3 (2-1)

Boyd Vander Kooi, 2 (1-1)

## 3B

**Gage Workman, 14 (10-4)**

## 1B

**Spencer Torkelson, 14 (10-4)**

## DH

Nate Baez, 5 (3-2)

Hunter Jump, 4 (3-1)

Erik Tolman, 4 (3-1)

Brian Kalmer, 1 (1-0)

## C

**Nick Cheema, 11 (8-3)**

Sam Ferri, 3 (2-1)

# 2020 Sun Devil Baseball

## TV/RADIO ROSTER



**#3 Dominic Cacchione**  
RHP | R/R | So.



**#4 Luke La Flam**  
RHP | R/R | So.



**#5 Alike Williams**  
INF | R/R | Jr.



**#6 Drew Swift**  
INF | R/R | Jr.




**#8 Nick Cheema**  
C | R/R | Sr.



**#9 Sam Ferri**  
C | R/R | R-Jr.



**#10 Dusy Garcia**  
OF | L/R | So.



**#11 RJ Dabovich**  
RHP | R/R | Jr.



**#12 Cooper Benson**  
LHP | L/L | Fr.



**#14 Gage Workman**  
INF | S/R | Jr.



**#15 Erik Tolman**  
LHP | L/L | So.



**#17 Myles Denson**  
OF | R/R | Sr.



**#18 Trevor Hauver**  
OF | L/R | Jr.



**#19 Boyd Vander Kooi**  
RHP | R/R | Jr.



**#20 Spencer Torkelson**  
INF | R/R | Jr.



**#22 Blake Burzell**  
RHP | R/R | So.



**#23 Justin Fall**  
LHP | L/L | Jr.



**#24 Nick Wallerstedt**  
RHP/OF | R/R | Fr.

# 2019 Sun Devil Baseball

TV/RADIO ROSTER



**#25 Will Levine**  
RHP | R/R | So.



**#26 Graham Osman**  
LHP | L/L | Fr.




**#27 Hunter Jump**  
OF | L/R | Jr.



**#29 Tyler Thornton**  
RHP | R/R | So.



**#30 Brady Corrigan**  
RHP | R/R | Jr.




**#32 Bryce Barnett**  
RHP | R/R | Fr.



**#35 Sean McLain**  
INF/OF | R/R | Fr.



**#36 Seth Tomczak**  
RHP | L/R | Fr.



**#37 Alex Helmin**  
OF | R/R | Fr.




**#38 Seth Nager**  
OF | L/R | Fr.



**#40 Alexander Ogg**  
RHP | R/R | Fr.



**#41 Christian Bodlovich**  
RHP | R/R | Fr.



**#43 Danny Marshall**  
LHP/OF | L/L | Fr.



**#45 Cam Dennie**  
RHP | R/R | Fr.



**#46 Nate Baez**  
C/INF | R/R | Fr.



**#48 Brian Kalmer**  
INF | R/R | Fr.

# 2018 Sun Devil Baseball

## CAREER GAME HIGHS

### Baez, N

Hits: 1, 6 times  
 Doubles: 1, Michigan, Feb. 15, 2020  
 Total bases: 2, Michigan, Feb. 15, 2020  
 RBI: 1, Villanova, Feb. 16, 2020; Boston College, Feb. 23, 2020  
 Runs scored: 1, Villanova, Feb. 16, 2020; Nebraska, Feb. 29, 2020; Nebraska, Mar. 01, 2020  
 Walks: 2, Boston College, Feb. 23, 2020  
 Hit by pitch: 1, Villanova, Feb. 14, 2020  
 Struck out: 1, 4 times  
 Sac flies: 1 [t-4th], Villanova, Feb. 16, 2020  
 At bats: 5, New Mexico State, Feb. 25, 2020  
 Field chances: 6, Villanova, Feb. 15, 2020  
 Putouts: 4, Villanova, Feb. 15, 2020  
 Assists: 2, Villanova, Feb. 15, 2020; Boston College, Feb. 23, 2020; New Mexico State, Feb. 25, 2020

### Barnett, B

Innings pitched: 1.2, Nebraska, Mar. 01, 2020  
 Walks allowed: 1, 5 times  
 Strikeouts: 3, Nebraska, Feb. 29, 2020  
 Batters faced: 11, Nebraska, Mar. 01, 2020

### Benson, C

Innings pitched: 6.1, Michigan, Feb. 15, 2020  
 Walks allowed: 5 [t-4th], Boston College, Feb. 21, 2020  
 Strikeouts: 8, Michigan, Feb. 15, 2020  
 Batters faced: 24, Michigan, Feb. 15, 2020  
 Field chances: 1, Michigan, Feb. 15, 2020  
 Assists: 1, Michigan, Feb. 15, 2020  
 Runners CS: 1, Michigan, Feb. 15, 2020

### Bodlovich, C

Innings pitched: 1.0, Villanova, Feb. 15, 2020; Boston College, Feb. 23, 2020; New Mexico State, Feb. 25, 2020  
 Walks allowed: 1, Villanova, Feb. 15, 2020  
 Strikeouts: 2, Villanova, Feb. 15, 2020  
 Batters faced: 5, Nebraska, Mar. 01, 2020

### Burzell, B

Innings pitched: 3.0, UCLA, May 05, 2019; at Arizona, May 07, 2019  
 Walks allowed: 2, Long Beach State, Apr. 02, 2019; at Utah, Apr. 18, 2019; UCLA, May 05, 2019  
 Strikeouts: 5, at Nebraska, May 12, 2019  
 Batters faced: 12, UCLA, May 05, 2019  
 Field chances: 2, Notre Dame, Feb. 16, 2019  
 Putouts: 1, at Washington, Apr. 28, 2019; Notre Dame, Feb. 16, 2019  
 Assists: 1, 5 times  
 Runners CS: 1, Oregon State, Apr. 13, 2019

### Cacchione, D

Innings pitched: 2.2, San Diego, Feb. 20, 2019  
 Walks allowed: 2, Long Beach State, Apr. 02, 2019; Xavier, Mar. 08, 2019  
 Strikeouts: 3, at Oregon, 3/22/19  
 Batters faced: 12, San Diego, Feb. 20, 2019  
 Field chances: 1, San Diego, Feb. 20, 2019; Cal Baptist, Mar. 20, 2019  
 Putouts: 1, Cal Baptist, Mar. 20, 2019

### Cheema, N

Hits: 2, Boston College, Feb. 21, 2020; New Mexico State, Feb. 25, 2020; at Utah, May 28, 2017  
 Doubles: 1, Boston College, Feb. 21, 2020; Arizona, May 20, 2017  
 Home runs: 1, at Utah, May 28, 2017  
 Total bases: 5, at Utah, May 28, 2017  
 RBI: 1, 4 times  
 Runs scored: 2, Boston College, Feb. 21, 2020; at Utah, May 28, 2017  
 Walks: 1, Villanova, Feb. 15, 2020; Boston College, Feb. 23, 2020; Nebraska, Feb. 29, 2020  
 Hit by pitch: 2 [t-1st], Nebraska, Feb. 28, 2020  
 Struck out: 2, Nebraska, Mar. 01, 2020  
 Sac flies: 1 [t-4th], Boston College, Feb. 22, 2020  
 Sac bunts: 1 [t-9th], Boston College, Feb. 22, 2020  
 At bats: 4, 5 times  
 Field chances: 18 [t-3rd], Oklahoma State, Feb. 18, 2020  
 Putouts: 17 [t-3rd], Oklahoma State, Feb. 18, 2020  
 Assists: 2, Boston College, Feb. 21, 2020  
 Runners CS: 1, Boston College, Feb. 23, 2020; Nebraska, Feb. 29, 2020

### Corrigan, B

Innings pitched: 6.0, Fullerton, Apr. 04, 2018  
 Walks allowed: 3, at USC, Apr. 07, 2019; Seattle U, Apr. 16, 2019  
 Strikeouts: 8, Stanford, May 24, 2019  
 Batters faced: 23, at USC, Apr. 07, 2019; at Washington, Apr. 27, 2019  
 Field chances: 2, Fullerton, Apr. 04, 2018; Seattle U, Apr. 16, 2019  
 Putouts: 2, Seattle U, Apr. 16, 2019  
 Assists: 1, 4 times  
 Runners CS: 1, Fullerton, Apr. 04, 2018; at Stanford, Apr. 13, 2018; Washington State, Mar. 16, 2019

### Dabovich, RJ

Struck out: 1, UC Davis, Feb. 24, 2019  
 At bats: 1, UC Davis, Feb. 24, 2019  
 Innings pitched: 7.0, UC Davis, Feb. 24, 2019  
 Walks allowed: 5 [t-4th], Notre Dame, Feb. 17, 2019  
 Strikeouts: 6, Xavier, Mar. 10, 2019  
 Batters faced: 28, Xavier, Mar. 10, 2019  
 Field chances: 3, UC Davis, Feb. 24, 2019  
 Putouts: 1, Villanova, Feb. 15, 2020; UC Davis, Feb. 24, 2019; Xavier, Mar. 10, 2019  
 Assists: 2, UC Davis, Feb. 24, 2019

### Dennie, C

Innings pitched: 2.0, Michigan, Feb. 15, 2020  
 Walks allowed: 1, Michigan, Feb. 15, 2020; Boston College, Feb. 22, 2020  
 Strikeouts: 3, Oklahoma State, Feb. 18, 2020  
 Batters faced: 9, Michigan, Feb. 15, 2020  
 Field chances: 3, New Mexico State, Feb. 25, 2020  
 Putouts: 1, Boston College, Feb. 22, 2020  
 Assists: 3, New Mexico State, Feb. 25, 2020

### Danson, M

Hits: 3, 4 times  
 Doubles: 1, 7 times  
 Triples: 1 [t-5th], at UNLV, 04-09-19; UC Davis, Feb. 24, 2019; Michigan State, Mar. 01, 2019  
 Total bases: 5, at UNLV, 04-09-19; Michigan State, Mar. 01, 2019  
 RBI: 3, UC Davis, Feb. 23, 2019  
 Runs scored: 2, at UNI V, 04-09-19; Arizona, Mar. 31, 2019  
 Walks: 3 [t-8th], Arizona, Mar. 31, 2019  
 Struck out: 4 [t-2nd], at Utah, May 27, 2017  
 Sac flies: 1 [t-4th], Stanford, May 23, 2019  
 Sac bunts: 1 [t-9th], 5 times  
 At bats: 5, 4 times  
 Caught stealing: 1 [t-3rd], Loyola Marymount, Mar. 04, 2017  
 Innings pitched: 1.0, UCLA, May 04, 2019  
 Strikeouts: 1, UCLA, May 04, 2019  
 Batters faced: 4, UCLA, May 04, 2019  
 Field chances: 3, 9 times  
 Putouts: 3, 8 times  
 Assists: 1, Michigan State, Mar. 02, 2019

### Fall, J

Innings pitched: 6.0, Villanova, Feb. 14, 2020  
 Walks allowed: 4, Boston College, Feb. 23, 2020  
 Strikeouts: 6, Villanova, Feb. 14, 2020  
 Batters faced: 24, Villanova, Feb. 14, 2020  
 Runners CS: 1, Boston College, Feb. 23, 2020

### Ferris, S

Hits: 2, 9 times  
 Doubles: 1, 9 times  
 Triples: 1 [t-5th], New Mexico State, Mar. 13, 2019  
 Home runs: 1, Long Beach State, Apr. 02, 2019; Washington State, Mar. 16, 2019  
 Total bases: 5, Washington State, Mar. 16, 2019  
 RBI: 3, Notre Dame, Feb. 15, 2019  
 Runs scored: 3 [t-9th], Michigan State, Mar. 02, 2019  
 Walks: 2, at USC, Mar. 26, 2017; Arizona, Mar. 31, 2019  
 Hit by pitch: 1, San Diego, Feb. 20, 2019; UC Davis, Feb. 24, 2019  
 Struck out: 3, at Oregon, 3/23/19; Notre Dame, Feb. 16, 2019; at TCU, Feb. 24, 2017  
 Sac flies: 1 [t-4th], Villanova, Feb. 15, 2020  
 Sac bunts: 1 [t-9th], at Washington, Apr. 27, 2019; Notre Dame, Feb. 17, 2019  
 At bats: 6 [t-8th], at Utah, Apr. 18, 2019  
 Innings pitched: 0.2, CSUB, Apr. 23, 2017  
 Walks allowed: 1, at Oregon, Apr. 29, 2017  
 Batters faced: 4, CSUB, Apr. 23, 2017  
 Field chances: 15 [t-9th], Michigan State, Mar. 02, 2019  
 Putouts: 13, Notre Dame, Feb. 15, 2019; at TCU, Feb. 24, 2017  
 Assists: 3, 4 times  
 Runners CS: 2 [t-1st], Oklahoma State, Feb. 21, 2017

### Garcia, D

Hits: 1, 8 times  
 Doubles: 1, San Diego, Feb. 20, 2019  
 Total bases: 2, San Diego, Feb. 20, 2019  
 RBI: 1, Nebraska, Feb. 23, 2020; Nebraska, Mar. 01, 2020  
 Runs scored: 1, 13 times  
 Walks: 2, New Mexico State, Feb. 25, 2020; Michigan State, Mar. 03, 2019  
 Hit by pitch: 1, Nebraska, Feb. 28, 2020  
 Struck out: 3, Long Beach State, Apr. 02, 2019  
 Sac bunts: 1 [t-9th], New Mexico State, Feb. 25, 2020; Arizona, Mar. 31, 2019

### Hauver, T

Hits: 5 [t-1st], Long Beach State, Apr. 02, 2019  
 Doubles: 2 [t-4th], Long Beach State, Apr. 02, 2019; at Pepperdine, Mar. 06, 2018; Arizona, Mar. 31, 2019  
 Home runs: 2 [t-1st], Michigan State, Mar. 03, 2019  
 Total bases: 8, Michigan State, Mar. 03, 2019  
 RBI: 7 [t-1st], UC Davis, Feb. 24, 2019  
 Runs scored: 4 [t-3rd], UC Davis, Feb. 24, 2019  
 Walks: 4 [t-2nd], Notre Dame, Feb. 16, 2019  
 Hit by pitch: 1, 5 times  
 Struck out: 4 [t-2nd], at Washington, Apr. 27, 2019  
 Sac flies: 1 [t-4th], 8 times  
 At bats: 7 [t-1st], at Utah, Apr. 18, 2019; at Washington, Apr. 27, 2019  
 Caught stealing: 1 [t-3rd], 4 times  
 Field chances: 5, Michigan, Feb. 15, 2020; Pepperdine, Feb. 26, 2019; Xavier, Mar. 09, 2019  
 Putouts: 4, 5 times  
 Assists: 1, 4 times

### Helmin, A

Hits: 1, Nebraska, Feb. 29, 2020  
 Total bases: 1, Nebraska, Feb. 29, 2020  
 RBI: 1, Nebraska, Feb. 29, 2020  
 At bats: 1, Boston College, Feb. 23, 2020; Nebraska, Feb. 28, 2020; Nebraska, Feb. 29, 2020  
 Field chances: 1, Villanova, Feb. 14, 2020  
 Putouts: 1, Villanova, Feb. 14, 2020

### Jump, H

Hits: 3, 5 times  
 Doubles: 2 [t-4th], Nebraska, Feb. 29, 2020  
 Triples: 1 [t-5th], Utah, Apr. 22, 2018; New Mexico St., Apr. 25, 2018  
 Home runs: 1, Boston College, Feb. 22, 2020; Washington, May 05, 2018  
 Total bases: 5, Utah, Apr. 22, 2018; New Mexico St., Apr. 25, 2018; Washington, May 05, 2018  
 RBI: 4, Utah, Apr. 22, 2018; at San Diego, May 09, 2018  
 Runs scored: 2, Nebraska, Feb. 28, 2020; Nebraska, Feb. 29, 2020; at Arizona, May 19, 2018  
 Walks: 3 [t-8th], at San Diego, May 09, 2018  
 Hit by pitch: 1, Boston College, Feb. 21, 2020  
 Struck out: 3, Pacific, May 14, 2018  
 Sac flies: 1 [t-4th], at Arizona, May 18, 2018  
 Sac bunts: 1 [t-9th], Boston College, Feb. 23, 2020  
 At bats: 5, 8 times  
 Stolen bases: 1, Pacific, May 13, 2018; at Arizona, May 19, 2018  
 Caught stealing: 1 [t-3rd], Washington, May 04, 2018  
 Field chances: 3, at Oregon State, Apr. 28, 2018; Washington, May 05, 2018; Pacific, May 13, 2018  
 Putouts: 3, at Oregon State, Apr. 28, 2018; Washington, May 05, 2018  
 Assists: 1, at San Diego, May 09, 2018

**Kalmer,B**

Hits: 1, Boston College, Feb 21, 2020; Nebraska, Feb 29, 2020  
Doubles: 1, Nebraska, Feb 29, 2020  
Total bases: 2, Nebraska, Feb 29, 2020  
RBI: 2, Boston College, Feb 21, 2020; Nebraska, Feb 29, 2020  
Runs scored: 1, Boston College, Feb 22, 2020; Nebraska, Feb 29, 2020  
Walks: 2, Boston College, Feb 22, 2020  
Struck out: 1, Boston College, Feb 22, 2020; Boston College, Feb 23, 2020; Nebraska, Feb 28, 2020  
At bats: 2, Boston College, Feb 23, 2020  
Field chances: 3, Nebraska, Feb 28, 2020  
Putouts: 3, Nebraska, Feb 28, 2020

**Vander Kooi**

Runs scored: 1, Stanford, May 23, 2019  
Innings pitched: 9.0 [1-1st], at Utah, Apr 19, 2019  
Walks allowed: 5 [1-4th], at Oregon, 3/23/19; Oregon State, Apr 13, 2019  
Strikeouts: 11 [1-3rd], Stanford, May 25, 2019  
Batters faced: 38 [1-1st], at Utah, Apr 19, 2019  
Field chances: 5, Boston College, Feb 21, 2020  
Putouts: 3, Boston College, Feb 21, 2020  
Assists: 2, Oregon State, Apr 13, 2019; Boston College, Feb 21, 2020; Washington State, Mar 16, 2019  
Runners CS: 1, 4 times

**La Flam,L**

Runs scored: 1, Xavier, Mar 10, 2019  
Innings pitched: 3.0, at Utah, Apr 20, 2019  
Walks allowed: 5 [1-4th], Long Beach State, Apr 02, 2019  
Strikeouts: 3, UC Davis, Feb 23, 2019  
Batters faced: 17, at Utah, Apr 20, 2019  
Field chances: 1, Long Beach State, Apr 02, 2019; Seattle U, Apr 16, 2019; at Washington, Apr 26, 2019  
Putouts: 1, Long Beach State, Apr 02, 2019; Seattle U, Apr 16, 2019; at Washington, Apr 26, 2019

**Levine,W**

Innings pitched: 4.0, at Utah, Apr 20, 2019  
Walks allowed: 3, Notre Dame, Feb 16, 2019  
Strikeouts: 3, Seattle U, Apr 16, 2019  
Batters faced: 19, at Utah, Apr 20, 2019  
Field chances: 1, at Utah, Apr 20, 2019; at Washington, Apr 26, 2019; Stanford, May 24, 2019  
Putouts: 1, at Utah, Apr 20, 2019; at Washington, Apr 26, 2019  
Assists: 1, Stanford, May 24, 2019

**Marshall,D**

Runs scored: 1, New Mexico State, Feb 25, 2020  
Walks: 1, Villanova, Feb 15, 2020  
Struck out: 1, Villanova, Feb 14, 2020; Michigan, Feb 15, 2020; Nebraska, Feb 28, 2020  
At bats: 2, Villanova, Feb 14, 2020  
Field chances: 3, Villanova, Feb 14, 2020  
Putouts: 3, Villanova, Feb 14, 2020

**McLain,S**

Runs scored: 1, Villanova, Feb 16, 2020  
Field chances: 1, Villanova, Feb 15, 2020  
Putouts: 1, Villanova, Feb 15, 2020

**Nager,S**

Hits: 1, Boston College, Feb 22, 2020; Nebraska, Feb 28, 2020  
Total bases: 1, Boston College, Feb 22, 2020; Nebraska, Feb 28, 2020  
RBI: 1, Nebraska, Feb 28, 2020  
Runs scored: 2, Nebraska, Feb 28, 2020  
Walks: 1, Boston College, Feb 21, 2020; Nebraska, Feb 28, 2020  
Struck out: 2, Villanova, Feb 15, 2020; Boston College, Feb 22, 2020  
Sac bunts: 2 [1-2nd], Boston College, Feb 21, 2020  
At bats: 3, Boston College, Feb 22, 2020  
Field chances: 2, Michigan, Feb 15, 2020  
Putouts: 2, Michigan, Feb 15, 2020  
Assists: 1, Villanova, Feb 14, 2020

**Ogg,A****Osman,G**

Innings pitched: 1.0, Villanova, Feb 14, 2020  
Walks allowed: 1, Oklahoma State, Feb 18, 2020; New Mexico State, Feb 25, 2020  
Strikeouts: 2, Villanova, Feb 14, 2020  
Batters faced: 4, Boston College, Feb 22, 2020

**Swift,D**

Hits: 4 [1-5th], Nebraska, Feb 28, 2020  
Doubles: 3 [1-1st], San Diego, Feb 20, 2019  
Triples: 1 [1-5th], at Utah, Apr 18, 2019  
Home runs: 1, Nebraska, Mar 01, 2020  
Total bases: 6, at Utah, Apr 18, 2019; San Diego, Feb 20, 2019  
RBI: 3, San Diego, Feb 20, 2019  
Runs scored: 3 [1-9th], 8 times  
Walks: 3 [1-8th], Long Beach State, Apr 02, 2019; Miami (OH), Feb 18, 2018  
Hit by pitch: 2 [1-1st], Miami (OH), Feb 18, 2018  
Struck out: 5 [1-1st], at Oregon, 3/23/19  
Sac flies: 1 [1-4th], 4 times  
Sac bunts: 2 [1-2nd], at Arizona, May 18, 2018  
At bats: 6 [1-8th], at Utah, Apr 18, 2019; at Washington, Apr 27, 2019  
Stolen bases: 1, 5 times  
Caught stealing: 2 [1-1st], Miami (OH), Feb 17, 2018  
Field chances: 12, UCLA, May 05, 2019  
Putouts: 5, at Oregon State, Apr 28, 2018; UCLA, May 05, 2019  
Assists: 8 [1-3rd], Pacific, May 14, 2018

**Thornton,T**

Innings pitched: 6.2, Villanova, Feb 16, 2020  
Walks allowed: 3, Villanova, Feb 16, 2020  
Strikeouts: 8, Villanova, Feb 16, 2020; Nebraska, Feb 29, 2020  
Batters faced: 24, Villanova, Feb 16, 2020; Boston College, Feb 22, 2020; Nebraska, Feb 29, 2020  
Field chances: 2, Villanova, Feb 16, 2020  
Putouts: 1, Villanova, Feb 16, 2020  
Assists: 1, Villanova, Feb 16, 2020  
Runners CS: 1, Nebraska, Feb 29, 2020

**Tolman,E**

Hits: 3, Seattle U, Apr 16, 2019; Xavier, Mar 10, 2019  
Doubles: 1, Seattle U, Apr 16, 2019  
Home runs: 2 [1-1st], Seattle U, Apr 16, 2019  
Total bases: 10 [1-3rd], Seattle U, Apr 16, 2019  
RBI: 4, Seattle U, Apr 16, 2019  
Runs scored: 3 [1-9th], Seattle U, Apr 16, 2019  
Walks: 1, 5 times  
Hit by pitch: 1, Xavier, Mar 10, 2019  
Struck out: 3, at Washington, Apr 28, 2019  
Sac flies: 1 [1-4th], Nebraska, Feb 29, 2020  
At bats: 5, at Utah, Apr 18, 2019; at Washington, Apr 27, 2019  
Innings pitched: 6.0, Oklahoma State, Feb 18, 2020  
Walks allowed: 5 [1-4th], at Nebraska, May 12, 2019  
Strikeouts: 12 [1-1st], Oklahoma State, Feb 18, 2020  
Batters faced: 28, Oklahoma State, Feb 18, 2020  
Field chances: 4, at Oregon, 3/23/19  
Putouts: 3, at Oregon, 3/23/19  
Assists: 2, Pepperdine, Feb 26, 2019; Michigan State, Mar 02, 2019  
Runners CS: 1, Pepperdine, Feb 26, 2019

**Tomczak,S**

Innings pitched: 1.0, Nebraska, Feb 28, 2020; Nebraska, Mar 01, 2020  
Strikeouts: 1, Nebraska, Feb 28, 2020  
Batters faced: 5, Nebraska, Mar 01, 2020

**Torkelson,S**

Hits: 4 [1-5th], Notre Dame, Feb 17, 2019; at California, May 17, 2019  
Doubles: 2 [1-4th], Miami (OH), Feb 18, 2018; at UCLA, Mar 25, 2018  
Home runs: 2 [1-1st], at Stanford, Apr 14, 2018; Miami (OH), Feb 17, 2018; at Long Beach State, Feb 28, 2018  
Total bases: 9 [1-7th], Miami (OH), Feb 17, 2018; at Long Beach State, Feb 28, 2018  
RBI: 4, 6 times  
Runs scored: 4 [1-3rd], Washington, May 04, 2018  
Walks: 5 [1-1st], New Mexico State, Feb 25, 2020  
Hit by pitch: 2 [1-1st], Utah, Apr 21, 2018  
Struck out: 3, Boston College, Feb 21, 2020; at San Diego, May 09, 2018  
Sac flies: 1 [1-4th], 7 times  
At bats: 6 [1-8th], 4 times  
Stolen bases: 1, 6 times  
Caught stealing: 1 [1-3rd], 4 times  
Field chances: 14, 4 times  
Putouts: 14 [1-9th], Oregon, Mar 18, 2018  
Assists: 4, Seattle U, Apr 16, 2019; at Washington, Apr 26, 2019

**Wallerstedt**

Runs scored: 1, Boston College, Feb 22, 2020  
Struck out: 1, Nebraska, Feb 28, 2020  
At bats: 1, Nebraska, Feb 28, 2020

**Williams,A**

Hits: 4 [1-5th], Michigan State, Mar 03, 2019; Washington State, Mar 17, 2019  
Doubles: 3 [1-1st], Michigan State, Mar 03, 2019  
Triples: 1 [1-5th], 5 times  
Home runs: 1, 5 times  
Total bases: 7, Michigan State, Mar 03, 2019  
RBI: 4, Seattle U, Apr 16, 2019  
Runs scored: 3 [1-9th], at Washington, Apr 26, 2019  
Walks: 4 [1-2nd], Villanova, Feb 16, 2020  
Hit by pitch: 1, 14 times  
Struck out: 2, 7 times  
Sac flies: 1 [1-4th], 8 times  
Sac bunts: 1 [1-9th], 7 times  
At bats: 6 [1-8th], 5 times  
Stolen bases: 2 [1-2nd], at Nebraska, May 11, 2019  
Caught stealing: 1 [1-3rd], 10 times  
Field chances: 12, at Utah, Apr 19, 2019  
Putouts: 5, UCLA, May 03, 2019  
Assists: 8 [1-3rd], at Utah, Apr 19, 2019

**Workman,G**

Hits: 4 [1-5th], Notre Dame, Feb 16, 2019  
Doubles: 2 [1-4th], Nebraska, Feb 28, 2020; Oregon, Mar 18, 2018; at Oregon, Mar 24, 2019  
Triples: 2 [1-1st], Oklahoma State, Mar 02, 2018  
Home runs: 2 [1-1st], Washington State, Mar 15, 2019  
Total bases: 8, Washington State, Mar 15, 2019  
RBI: 4, Washington State, Mar 15, 2019  
Runs scored: 3 [1-9th], Notre Dame, Feb 16, 2019; at Nebraska, May 10, 2019  
Walks: 3 [1-8th], at USC, Apr 07, 2019  
Hit by pitch: 1, 9 times  
Struck out: 4 [1-2nd], 4 times  
Sac flies: 1 [1-4th], 5 times  
Sac bunts: 2 [1-2nd], at Oregon State, Apr 28, 2018  
At bats: 6 [1-8th], Notre Dame, Feb 16, 2019; Arizona, Mar 31, 2019; at Arizona, May 19, 2018  
Stolen bases: 2 [1-2nd], Boston College, Feb 23, 2020; at Arizona, May 07, 2019  
Caught stealing: 1 [1-3rd], USC, Apr 07, 2018; Boston College, Feb 22, 2020; Arizona, Mar 31, 2019  
Field chances: 8, at Oregon, 3/23/19  
Putouts: 3, at Utah, Apr 18, 2019; Washington State, Mar 15, 2019  
Assists: 5, 4 times


# 2018 Sun Devil Baseball

## GAME BY GAME



### Dom CACCHIONE #3 RHP

Sophomore - 6'2 - 175  
Bats/Throws: R/R  
Menlo Park, Calif.  
Sacred Heart Prep



### Luke LA FLAM #4 RHP

Sophomore - 6'2 - 197  
Bats/Throws: R/R  
Aurora, Colo.  
Grandview

Date	Opponent	GS	IP	H	R	ER	BB	SO	2B	3B	HR	WP	BK	HBP	IBB	Score	W-L	Sv	ERA	NP
Feb 23	BOSTON COLLEGE	0	0.2	0	0	0	2	0	0	0	0	1	0	0	0	8-4	0-0	0	0.00	27
Totals		0	0.2	0	0	0	2	0	0	0	0	1	0	0	0	8-4	0-0	0	0.00	



### Alika Williams #5 INF

Junior - 6'2 - 175  
Bats/Throws: R/R  
San Diego, Calif.  
Rancho Berdnardo



### Drew Swift #6 INF

Junior - 6'0 - 158  
Bats/Throws: R/R  
Chandler, Ariz.  
Hamilton

Date	Opponent	Pos	AB	R	H	RBI	2B	3B	HR	BB	SB	CS	HBP	SAC	SF	GDP	K	PO	A	E	Avg
Feb 14	VILLANOVA	*ss	2	1	0	0	0	0	0	2	0	0	0	0	0	0	0	2	0	0	.000
Feb 15	VILLANOVA	ph/ss	2	0	0	0	0	0	0	0	0	0	0	0	0	0	0	0	0	0	.000
Feb 15	MICHIGAN	*ss	3	0	0	0	0	0	0	1	0	0	0	0	0	0	0	1	3	0	.000
Feb 16	VILLANOVA	*ss	0	1	0	0	0	0	0	4	0	1	0	0	0	0	0	4	2	0	.000
Feb 18	OKLAHOMA STATE	*ss	3	0	1	1	0	0	0	0	0	0	0	0	1	0	0	1	2	0	.100
Feb 21	BOSTON COLLEGE	*ss	4	2	1	2	0	0	1	0	0	0	0	0	0	0	0	2	2	0	.143
Feb 22	BOSTON COLLEGE	*ss	5	0	1	0	0	0	0	0	0	0	0	0	0	0	0	1	3	0	.158
Feb 23	BOSTON COLLEGE	*ss	5	0	0	0	0	0	0	0	0	0	0	0	0	0	0	2	1	0	.125
Feb 25	NEW MEXICO STATE	*ss	6	2	2	2	0	1	0	0	1	0	0	0	0	0	0	0	2	0	.167
Feb 28	NEBRASKA	*ss	3	0	0	1	0	0	0	1	0	0	0	0	0	0	0	1	1	0	.152
Feb 29	NEBRASKA	*ss	5	1	2	0	1	0	0	0	0	0	0	0	0	0	0	2	1	0	.184
Mar 01	NEBRASKA	*ss	5	2	2	1	0	0	0	0	0	0	0	0	0	0	1	1	5	1	.209
Totals		11gs	43	9	9	7	1	1	1	8	1	1	2	0	1	0	3	17	24	1	.209


On base pct. .352 • Slugging pct. .349

Date	Opponent	Pos	AB	R	H	RBI	2B	3B	HR	BB	SB	CS	HBP	SAC	SF	GDP	K	PO	A	E	Avg
Feb 14	VILLANOVA	*2b	4	1	1	0	0	0	0	0	0	0	0	0	0	0	0	0	0	0	.250
Feb 15	VILLANOVA	*ss/ol	4	0	0	0	0	0	0	0	0	0	0	0	0	0	0	0	0	0	.125
Feb 15	MICHIGAN	*2b	4	0	0	0	0	0	0	0	0	0	0	0	0	0	1	2	3	0	.083
Feb 16	VILLANOVA	*2b	3	0	0	0	0	0	0	1	0	0	0	0	0	0	0	1	2	0	.067
Feb 18	OKLAHOMA STATE	*2b	5	0	2	0	1	0	0	0	0	0	0	0	0	0	1	0	0	1	.167
Feb 21	BOSTON COLLEGE	*2b	5	0	1	0	0	0	0	0	0	0	0	0	0	0	0	1	3	0	.174
Feb 22	BOSTON COLLEGE	*2b/ol	4	2	2	1	0	0	0	1	0	0	0	0	0	0	0	1	3	1	.222
Feb 23	BOSTON COLLEGE	*ol	3	0	2	0	0	0	0	1	0	0	0	0	0	0	0	0	3	0	.267
Feb 25	NEW MEXICO STATE	*ol/2b	4	0	0	0	0	0	0	1	0	0	0	0	0	0	0	2	1	0	.235
Feb 28	NEBRASKA	*ol/2b	5	2	4	1	0	0	0	0	0	0	0	0	0	0	0	0	2	3	.308
Feb 29	NEBRASKA	*2b	3	1	3	2	1	0	0	1	0	0	0	0	0	0	1	0	0	2	.357
Mar 01	NEBRASKA	*2b	5	1	2	2	0	0	1	0	0	0	0	0	0	0	1	0	3	0	.282
Totals		11gs	47	7	17	8	2	0	1	5	1	0	0	0	0	0	7	8	27	16	.267

On base pct. .415 • Slugging pct. .468

# 2018 Sun Devil Baseball

## GAME BY GAME



### Nick CHEEMA

## #8 C

Senior - 5'11 - 198  
Bats/Throws: R/R  
Weatherford, Calif.  
Aleda/Central Arizona



### Sam Ferri

## #9 C


Redshirt Junior - 5'11 - 185  
Bats/Throws: R/R  
Norridge, Ill.  
Notre Dame College Prep

Date	Opponent	Pos	AB	R	H	RBI	2B	3B	HR	BB	SB	CS	HBP	SAC	SF	GDP	K	PO	A	E	Avg
Feb 14	VILLANOVA	ph	1	0	1	0	0	0	0	0	0	0	0	0	0	0	0	0	0	0	1.000
Feb 15	VILLANOVA	c	3	0	0	0	0	0	0	0	0	0	0	0	0	0	1	7	0	0	.250
Feb 15	MICHIGAN	ph	1	0	0	0	0	0	0	0	0	0	0	0	0	0	0	0	0	0	.000
Feb 15	VILLANOVA	c	1	0	0	0	0	0	0	0	0	0	0	0	0	0	0	0	0	0	.000
Feb 16	OKLAHOMA STATE	c	4	0	0	0	0	0	0	0	0	0	0	0	0	0	1	17	1	0	.000
Feb 21	BOSTON COLLEGE	c	3	2	2	0	1	0	0	0	0	0	0	0	0	0	0	0	0	0	.333
Feb 22	BOSTON COLLEGE	c	2	1	1	0	0	0	0	0	0	0	0	0	0	0	0	0	0	0	.500
Feb 23	BOSTON COLLEGE	c	4	0	1	0	0	0	0	0	0	0	0	0	0	0	0	1	8	1	.250
Feb 25	NEW MEXICO STATE	c	4	0	2	0	0	0	0	0	0	0	0	0	0	0	0	1	10	0	.500
Feb 28	NEBRASKA	c	3	1	0	0	0	0	0	0	0	0	0	0	0	0	0	0	0	0	.000
Feb 28	NEBRASKA	c	3	1	0	0	0	0	0	0	0	0	0	0	0	0	0	0	0	0	.000
Mar 01	NEBRASKA	c	3	1	0	0	0	0	0	0	0	0	0	0	0	0	0	0	0	0	.000
Totals		9gs	32	6	8	2	1	0	0	3	0	0	0	0	0	0	7	63	5	2	.250

On base pct. .375 • Slugging pct. .281

Date	Opponent	Pos	AB	R	H	RBI	2B	3B	HR	BB	SB	CS	HBP	SAC	SF	GDP	K	PO	A	E	Avg
Feb 14	VILLANOVA	c	3	0	1	0	0	0	0	0	0	0	0	0	0	0	0	0	0	0	.333
Feb 15	VILLANOVA	ph	1	0	0	0	0	0	0	0	0	0	0	0	0	0	0	0	0	0	.000
Feb 15	MICHIGAN	c	4	0	2	0	0	0	0	0	0	0	0	0	0	0	0	1	10	1	.500
Feb 16	VILLANOVA	c	2	0	0	0	0	0	0	0	0	0	0	0	0	0	0	0	0	0	.000
Totals		9gs	10	0	4	2	0	0	0	0	0	0	0	0	0	0	2	30	3	0	.400

On base pct. .364 • Slugging pct. .400



### Dusty GARCIA

## #10 OF

Sophomore - 6'0 - 174  
Bats/Throws: L/R  
Port Orchard, Wash.  
South Kitsap



### RJ DABOVICH


## #11 RHP

Junior - 6'3 - 215  
Bats/Throws: R/R  
Pueblo, Colo.  
Pueblo West/Central Arizona

Date	Opponent	Pos	AB	R	H	RBI	2B	3B	HR	BB	SB	CS	HBP	SAC	SF	GDP	K	PO	A	E	Avg
Feb 25	NEW MEXICO STATE	of	2	1	1	0	0	0	0	0	0	0	0	0	0	0	0	0	0	0	.500
Feb 28	NEBRASKA	of	2	1	0	0	0	0	0	0	0	0	0	0	0	0	0	0	0	0	.250
Feb 29	NEBRASKA	of	3	1	1	0	0	0	0	0	0	0	0	0	0	0	0	0	0	0	.333
Mar 01	NEBRASKA	of	3	1	1	0	0	0	0	0	0	0	0	0	0	0	0	0	0	0	.333
Totals		4gs	10	4	3	2	0	0	0	0	0	0	0	0	0	0	0	0	0	0	.300

On base pct. .500 • Slugging pct. .300


Date	Opponent	GS	IP	H	R	ER	BB	SO	2B	3B	HR	WP	BK	HBP	IBB	Score	W-L	Sv	ERA	NP
Feb 14	VILLANOVA	1	0	0	0	0	1	2	0	0	0	0	0	0	0	4-1	0-0	1	0.00	15
Feb 16	VILLANOVA	2	0	0	0	0	1	2	0	0	0	0	0	0	0	6-4	0-0	2	0.00	21
Feb 18	OKLAHOMA STATE	1	0	0	0	0	3	3	0	0	0	0	0	0	0	1-2	0-0	2	0.00	32
Feb 22	BOSTON COLLEGE	2	0	0	0	0	2	0	0	0	0	0	0	0	0	8-4	0-0	3	0.00	17
Feb 23	BOSTON COLLEGE	1	0	0	0	0	3	0	0	0	0	0	0	0	0	8-4	0-0	3	0.00	23
Feb 25	NEW MEXICO STATE	1	2	2	1	2	1	1	1	0	0	1	1	0	0	6-5	0-0	3	1.04	39
Totals		0	8.2	3	2	1	6	12	1	1	0	3	1	1	1	33-20	0-0	3	1.04	-



## Cooper BENSON #12 LHP

Freshman - 6'0 - 213  
Bats/Throws: L/L  
San Luis Obispo, Calif.  
San Luis Obispo

Date	Opponent	GS	IP	H	R	ER	BB	SO	2B	3B	HR	WP	BK	HBP	IBB	Score	W-L	Sr	ERA	NP
Feb 15	MICHIGAN	*	6.1	6	3	2	0	8	2	0	1	0	0	0	0	0-5	0-1	0	2.84	97
Feb 21	BOSTON COLLEGE	*	2.0	6	3	3	5	2	0	0	0	1	0	1	0	10-4	0-1	0	5.40	59
Feb 28	NEBRASKA	*	6.0	3	1	1	1	6	0	0	1	1	0	0	0	13-5	1-1	0	3.77	87
Totals		3	14.1	15	7	6	6	16	2	0	2	2	0	1	0	23-14	1-1	0	3.77	-




## Gage WORKMAN #14 INF

Junior - 6'4 - 206  
Bats/Throws: S/R  
Queen Creek, Ariz.  
Basha

Date	Opponent	Pos	AB	R	H	RSI	2B	3B	HR	BB	SB	CS	HBP	SAC	SF	GDP	K	PO	A	E	Avg
Feb 14	VILLANOVA	*3b	4	0	1	0	1	0	0	0	0	0	0	0	0	0	1	0	4	0	.250
Feb 15	VILLANOVA	*3b	4	0	0	0	0	0	0	0	0	0	0	0	0	0	1	0	4	0	.125
Feb 15	MICHIGAN	*3b	4	0	0	0	0	0	0	0	0	0	0	0	0	0	1	2	0	1	.083
Feb 16	VILLANOVA	*3b	3	1	1	0	0	0	0	0	0	0	0	0	0	0	1	0	2	0	.333
Feb 18	OKLAHOMA STATE	*3b	3	0	0	0	0	0	0	0	0	0	1	0	0	0	1	0	0	1	.111
Feb 21	BOSTON COLLEGE	*3b	5	2	2	3	0	1	1	0	0	0	0	0	0	0	2	0	1	0	.174
Feb 22	BOSTON COLLEGE	*3b	3	0	0	0	0	0	0	1	0	1	0	0	0	0	0	1	2	1	.154
Feb 23	BOSTON COLLEGE	*3b	3	2	1	0	0	0	0	1	2	0	0	0	0	0	0	0	1	3	.172
Feb 25	NEW MEXICO STATE	*3b	5	0	1	1	0	0	0	0	0	0	0	0	0	0	4	0	0	0	.176
Feb 28	NEBRASKA	*3b	5	1	3	2	2	0	0	1	1	0	0	0	0	0	0	1	5	0	.231
Feb 29	NEBRASKA	*3b	4	1	1	0	0	0	0	1	0	0	0	0	0	0	1	0	0	0	.233
Mar 01	NEBRASKA	*3b	4	1	1	0	0	0	0	0	0	0	0	0	0	0	2	0	2	1	.234
Totals		12gs	47	8	11	7	3	1	1	4	3	1	2	0	1	1	15	3	22	4	.234

On base pct. .315 • Slugging pct. .404



## Erik TOLMAN #15 LHP/UTL


Sophomore - 6'2 - 193  
Bats/Throws: L/L  
Lake Forest, Calif.  
El Toro

Date	Opponent	Pos	AB	R	H	RSI	2B	3B	HR	BB	SB	CS	HBP	SAC	SF	GDP	K	PO	A	E	Avg
Feb 18	OKLAHOMA STATE	*p/dh	4	0	1	0	0	0	0	0	0	0	0	0	0	0	1	0	0	0	.250
Feb 21	BOSTON COLLEGE	*dh	3	0	0	0	0	0	0	1	0	0	0	0	0	0	0	0	0	0	.143
Feb 22	BOSTON COLLEGE	*dh	2	0	0	0	0	0	0	0	0	0	0	0	0	0	0	0	0	0	.111
Feb 29	NEBRASKA	*dh	2	0	0	1	0	0	0	0	0	0	0	0	0	0	0	0	0	0	.091
Mar 01	NEBRASKA	*p/dh	0	0	0	0	0	0	0	0	0	0	0	0	0	0	0	0	0	0	.091
Totals		4gs	11	0	1	1	0	0	0	1	0	0	0	0	0	0	2	0	0	0	.091

On base pct. .154 • Slugging pct. .091

### #15 Tolman,Erik - 3 appearances (All games)

Date	Opponent	GS	IP	H	R	ER	BB	SO	2B	3B	HR	WP	BK	HBP	IBB	Score	W-L	Sr	ERA	NP
Feb 18	OKLAHOMA STATE	*	6.0	6	2	2	3	12	0	0	1	0	0	0	0	0-2	0-1	0	3.00	119
Feb 26	NEW MEXICO STATE	*	0.1	1	0	0	3	8	1	0	0	0	0	0	0	6-5	0-1	0	1.59	91
Mar 01	NEBRASKA	*	0.2	0	1	1	1	2	0	0	0	1	0	0	0	16-18	0-1	0	2.25	22
Totals		2	12.0	7	3	3	7	22	1	0	1	1	0	0	0	17-25	0-1	0	2.25	-




## Myles DENSON #17 OF

Senior - 6'2 - 184  
Bats/Throws: R/R  
Las Vegas, Nev.  
Bishop Gorman

Date	Opponent	Pos	AB	R	H	RSI	2B	3B	HR	BB	SB	CS	HBP	SAC	SF	GDP	K	PO	A	E	Avg
Feb 14	VILLANOVA	*of	2	0	0	0	0	0	0	0	0	0	0	0	0	0	0	1	2	0	.000
Feb 15	VILLANOVA	*of	2	0	0	0	0	0	0	0	0	0	0	0	0	0	0	3	0	0	.000
Feb 15	MICHIGAN	*of	2	0	0	0	0	0	0	0	0	0	0	0	0	0	1	2	0	0	.000
Feb 18	OKLAHOMA STATE	ph/cf	1	0	0	0	0	0	0	0	0	0	0	0	0	0	0	0	0	0	.000
Feb 22	BOSTON COLLEGE	ph/cf	0	0	0	0	0	0	0	1	0	0	0	0	0	0	0	0	0	0	.000
Feb 23	BOSTON COLLEGE	of	1	0	1	0	0	0	0	0	0	0	0	0	0	0	0	1	0	0	.125
Feb 25	NEW MEXICO STATE	of	1	0	0	0	0	0	0	0	0	0	0	0	0	0	0	1	0	0	.111
Feb 28	NEBRASKA	ph/cf	1	0	0	0	0	0	0	0	0	0	0	0	0	0	0	1	0	0	.000
Feb 29	NEBRASKA	ph/cf	2	0	0	1	0	0	0	0	0	0	0	0	0	0	0	0	0	0	.000
Totals		3gs	11	0	1	1	0	0	0	1	0	0	0	0	0	0	3	8	0	0	.091

On base pct. .167 • Slugging pct. .091



## Trevor HAUVER #18 OF

Junior - 6'0 - 202  
Bats/Throws: L/R  
Chandler, Ariz.  
Perry




## Boyd VANDER KOOI #19 RHP

Junior - 6'5 - 220  
Bats/Throws: R/R  
Mesa, Ariz.  
Skyline

Date	Opponent	Pos	AB	R	H	RBI	2B	3B	HR	BB	SB	CS	HBP	SAC	SF	GDP	K	PO	A	E	Avg
Feb 14	VILLANOVA	*of	4	0	0	0	0	0	0	0	0	0	0	0	0	0	2	1	0	0	.000
Feb 15	VILLANOVA	*of	4	0	0	0	0	0	0	1	0	0	0	0	0	0	2	1	0	0	.000
Feb 16	MICHIGAN	*of	2	0	1	0	0	0	0	2	0	0	0	0	0	0	0	4	0	1	.100
Feb 16	VILLANOVA	*of	4	1	1	0	1	0	0	0	0	0	0	0	0	0	1	0	0	0	.143
Feb 18	OKLAHOMA STATE	*of	4	0	1	0	0	0	0	1	0	0	0	0	0	0	1	3	0	0	.157
Feb 21	BOSTON COLLEGE	*of	2	2	1	2	0	0	1	3	0	0	0	0	0	0	1	2	0	0	.200
Feb 22	BOSTON COLLEGE	*of	3	0	1	2	0	0	0	2	0	0	0	0	0	0	0	1	1	0	.217
Feb 23	BOSTON COLLEGE	*of	3	3	1	2	0	0	1	2	0	0	0	0	0	0	1	3	0	0	.237
Feb 25	NEW MEXICO STATE	*of	4	0	2	3	0	0	0	1	0	0	0	0	0	0	1	4	0	0	.267
Feb 28	NEBRASKA	*of/lf	3	2	1	1	1	0	0	2	0	0	0	0	1	0	0	1	0	0	.273
Feb 29	NEBRASKA	*of	1	3	1	3	0	0	1	3	0	1	0	0	1	0	0	1	0	0	.294
Mar 01	NEBRASKA	*of	2	2	1	1	0	1	0	0	0	0	0	0	0	0	1	3	0	0	.308
Totals			12gs	39	13	12	14	3	0	4	17	0	1	0	3	0	10	24	1	1	.308

On base pct: .492 • Slugging pct: .697

Date	Opponent	GS	IP	H	R	ER	BB	SO	2B	3B	HR	WP	BK	HBP	IBB	Score	W-L	Sv	ERA	NP
Feb 15	VILLANOVA		7.2	6	2	1	2	5	1	0	0	0	0	0	0	1-2	0	0	1.17	80
Feb 21	BOSTON COLLEGE		7.0	5	1	1	0	6	1	0	0	0	0	0	0	10-4	1-1	0	1.23	92
Feb 29	NEBRASKA		2.0	0	0	0	0	2	0	0	0	0	0	0	0	14-1	1-1	0	1.08	24
Totals		1	16.2	11	3	2	2	13	2	0	0	0	0	0	0	25-7	1-1	0	1.08	-



## Spencer TORKELSON #20 INF

Junior - 6'1 - 215  
Bats/Throws: R/R  
Petaluma, Calif.  
Casa Grande




## Blake BURZELL #22 RHP

Sophomore - 6'6 - 225  
Bats/Throws: R/R  
Laguna Beach, Calif.  
Laguna Beach

Date	Opponent	Pos	AB	R	H	RBI	2B	3B	HR	BB	SB	CS	HBP	SAC	SF	GDP	K	PO	A	E	Avg
Feb 14	VILLANOVA	*lf	2	1	1	1	0	0	1	2	0	0	0	0	0	0	1	6	0	0	.500
Feb 15	VILLANOVA	*lf	2	1	1	1	0	0	1	3	0	0	0	0	0	0	0	8	1	0	.553
Feb 16	MICHIGAN	*lf	3	0	0	0	0	0	0	1	0	0	0	0	0	0	1	4	0	0	.286
Feb 16	VILLANOVA	*lf	2	1	1	0	0	0	0	2	1	0	0	0	0	0	0	8	1	0	.333
Feb 18	OKLAHOMA STATE	*lf	4	1	1	0	1	0	0	1	0	0	0	0	0	0	2	4	0	0	.308
Feb 21	BOSTON COLLEGE	*lf	1	1	1	0	1	0	0	1	0	0	0	0	0	0	3	8	1	0	.294
Feb 22	BOSTON COLLEGE	*lf	4	2	1	1	0	0	1	1	0	0	0	0	0	0	0	8	2	0	.286
Feb 23	BOSTON COLLEGE	*lf	3	3	2	1	0	0	1	2	0	1	0	0	0	0	1	0	7	0	.333
Feb 25	NEW MEXICO STATE	*lf	1	1	0	0	0	0	0	5	0	0	0	0	0	0	1	7	1	1	.320
Feb 28	NEBRASKA	*lf	1	2	0	1	0	0	0	3	0	0	1	0	0	0	1	6	0	0	.308
Feb 29	NEBRASKA	*lf	2	2	0	0	0	0	3	0	0	0	0	0	0	0	1	4	1	0	.295
Mar 01	NEBRASKA	*lf	2	1	2	4	1	0	1	0	0	0	0	0	0	0	1	8	1	0	.333
Totals			12gs	33	16	11	9	3	0	5	24	1	1	1	0	0	11	78	8	1	.333

On base pct: .621 • Slugging pct: .879


Date	Opponent	GS	IP	H	R	ER	BB	SO	2B	3B	HR	WP	BK	HBP	IBB	Score	W-L	Sv	ERA	NP
Feb 28	NEBRASKA		1.0	3	2	2	0	0	1	0	0	1	0	0	0	13-5	0-0	0	18.00	24
Totals		0	1.0	3	2	2	0	0	1	0	0	1	0	0	0	13-5	0-0	0	18.00	24



## Justin FALL #23 LHP

Junior - 6'6 - 240  
Bats/Throws: L/L  
Toms River, N.J.  
Toms River South/ Brookdale


Date	Opponent	GS	IP	H	R	ER	BB	SO	2B	3B	HR	WP	BK	HBP	IBB	Score	W-L	Sv	ERA	NP
Feb 14	VILLANOVA	*	6.0	3	0	0	3	6	0	0	0	0	0	0	0	4-1	0-0	0	0.00	107
Feb 23	BOSTON COLLEGE	*	4.0	6	4	4	4	2	1	0	0	2	1	0	0	8-4	0-0	0	3.60	88
Mar 01	NEBRASKA	*	3.0	3	6	4	3	3	0	0	1	0	0	1	0	10-18	0-0	0	6.92	58
Totals		3	13.0	12	11	10	10	11	1	0	1	2	1	1	0	22-23	0-0	0	6.92	-



## Will LEVINE #25 RHP

Sophomore - 6'2 - 205  
Bats/Throws: R/R  
Mission Viejo, Calif.  
Mission Viejo

Date	Opponent	GS	IP	H	R	ER	BB	SO	2B	3B	HR	WP	BK	HBP	IBB	Score	W-L	Sv	ERA	NP
Feb 14	VILLANOVA		1.0	1	1	1	1	0	0	0	0	1	0	0	0	4-1	1-0	0	9.00	15
Feb 23	BOSTON COLLEGE		1.0	1	0	0	1	0	1	0	0	0	0	0	0	8-4	1-0	0	4.50	12
Mar 01	NEBRASKA		1.1	1	1	1	1	1	0	0	0	0	0	0	1	10-18	1-0	0	5.40	16
Totals		0	3.1	3	2	2	3	1	1	0	0	1	0	0	1	22-23	1-0	0	5.40	-



## Graham OSMAN #26 LHP

Freshman - 6'3 - 183  
Bats/Throws: L/L  
Morrison, Colo.  
Colorado Academy

Date	Opponent	GS	IP	H	R	ER	BB	SO	2B	3B	HR	WP	BK	HBP	IBB	Score	W-L	Sv	ERA	NP
Feb 14	VILLANOVA		1.0	1	0	0	0	2	0	0	0	0	0	0	0	1-2	0-0	0	0.00	16
Feb 15	VILLANOVA		0.1	0	0	0	0	0	0	0	0	0	0	0	0	6-4	1-0	0	5.40	6
Feb 16	VILLANOVA		0.1	1	1	1	0	1	0	0	1	0	0	0	0	1-2	1-0	0	4.50	2
Feb 18	OKLAHOMA STATE		0.1	0	0	0	1	0	0	0	0	0	0	0	0	8-4	1-0	0	13.50	10
Feb 22	BOSTON COLLEGE		0.0	3	2	2	0	0	2	0	0	0	0	0	0	6-5	1-0	0	22.50	12
Feb 23	NEW MEXICO STATE		0.0	1	2	2	1	0	1	0	0	0	0	0	0	1-26-18	1-0	0	22.50	-
Totals		0	2.0	6	5	5	2	3	3	0	1	0	0	0	0	1-26-18	1-0	0	22.50	-



## Hunter JUMP #27 OF

Junior - 5'11 - 188  
Bats/Throws: L/R  
Aliso Viejo, Calif.  
Aliso Niquel/Central Florida

Date	Opponent	Pos	AB	R	H	REB	2B	3B	HR	BB	SB	CS	HBP	SAC	SF	GDP	K	PO	A	E	Avg
Feb 14	VILLANOVA	*dh	4	0	0	1	0	0	0	0	0	0	0	0	0	0	1	0	0	0	.000
Feb 15	VILLANOVA	*dh	4	0	0	0	0	0	0	1	0	0	0	0	0	0	1	0	0	0	.000
Feb 16	VILLANOVA	ph	1	0	1	0	0	0	0	0	0	0	0	0	0	0	0	0	0	0	.111
Feb 18	VILLANOVA	*cf	4	0	1	0	1	0	0	0	0	0	0	0	0	0	0	0	0	0	.154
Feb 21	OKLAHOMA STATE	*cf	5	0	1	0	0	0	0	0	0	0	0	0	0	0	1	1	0	0	.167
Feb 22	BOSTON COLLEGE	*cf	4	0	2	1	0	0	0	0	0	0	0	0	0	0	0	1	1	0	.222
Feb 23	NEW MEXICO STATE	*cf	3	1	1	1	0	0	1	1	0	0	0	0	0	0	0	1	2	0	.240
Feb 23	BOSTON COLLEGE	*cf	3	0	0	0	0	0	0	0	0	0	0	0	0	0	0	1	0	0	.214
Feb 25	NEW MEXICO STATE	*dh	4	0	0	0	0	0	0	1	0	0	0	0	0	0	0	0	0	0	.188
Feb 28	NEBRASKA	*dh	4	2	2	2	1	0	0	1	0	0	0	0	0	0	0	0	0	0	.222
Feb 29	NEBRASKA	*cf	4	2	2	3	2	0	0	0	0	0	0	0	0	0	0	0	0	0	.250
Mar 01	NEBRASKA	*cf	4	0	1	0	1	0	0	0	0	0	0	0	0	0	0	1	0	0	.250
Totals		11gs	44	5	11	8	5	0	1	4	0	0	1	1	0	2	4	5	0	0	.230

On base pct .321 • Slugging pct .432



## Tyler THORNTON #29 RHP

Sophomore - 6'3 - 178  
Bats/Throws: R/R  
Solana Beach, Calif.  
Santa Fe Christian/Saint Mary's


Date	Opponent	GS	IP	H	R	ER	BB	SO	2B	3B	HR	WP	BK	HBP	IBB	Score	W-L	Sv	ERA	NP
Feb 15	VILLANOVA	*	6.2	1	3	2	3	8	0	0	0	0	0	0	0	6-4	0-0	0	2.70	98
Feb 22	BOSTON COLLEGE	*	6.0	6	2	2	1	5	0	0	1	0	0	0	0	8-4	1-0	0	2.84	101
Feb 23	NEBRASKA	*	6.0	6	1	1	1	8	1	0	1	0	0	1	0	14-1	2-0	0	2.41	98
Totals		3	18.2	13	6	5	5	21	2	0	2	0	0	1	0	28-9	2-0	0	2.41	-



## Brady CORRIGAN #30 RHP

Junior - 6'2 - 210  
Bats/Throws: R/R  
Plainfield, Ill.  
Plainfield North

Date	Opponent	GS	IP	H	R	ER	BB	SO	2B	3B	HR	WP	BK	HBP	IBB	Score	W-L	Sv	ERA	NP
Feb 28	NEBRASKA		0.1	2	2	2	1	1	1	0	0	2	0	1	0	13-5	0-0	0	54.00	26
Totals		0	0.1	2	2	2	1	1	1	0	0	2	0	1	0	13-5	0-0	0	54.00	-



## Bryce BARNETT #32 RHP

Freshman - 6'0 - 170  
Bats/Throws: R/R  
Lockport, Ill.  
Providence Catholic

Date	Opponent	GS	IP	H	R	ER	BB	SO	2B	3B	HR	WP	BK	HBP	IBB	Score	W-L	Sv	ERA	NP
Feb 15	MICHIGAN		0.2	1	0	0	1	1	1	0	0	1	0	0	0	0-5	0-0	0	0.00	14
Feb 16	VILLANOVA		0.0	0	0	0	1	0	0	0	0	0	0	0	0	6-4	0-0	0	0.00	4
Feb 23	BOSTON COLLEGE		0.1	0	0	0	0	1	0	0	0	0	0	0	0	8-4	0-0	0	0.00	4
Feb 25	NEW MEXICO STATE		0.2	0	1	0	1	2	0	0	0	0	0	0	0	1-6-5	0-0	0	0.00	11
Feb 29	NEBRASKA		1.0	0	0	0	1	3	0	0	0	0	0	0	0	14-1	0-0	0	0.00	17
Mar 01	NEBRASKA		4.2	5	5	5	1	2	0	0	3	0	0	0	0	10-18	0-1	0	10.38	35
Totals		0	4.1	6	6	5	5	9	1	0	3	1	0	0	0	44-37	0-1	0	10.38	-



## Sean McLAIN #35 INF/OF

Freshman - 5'11 - 170  
Bats/Throws: R/R  
Tustin, Calif.  
Arnold D. Beckman

Date	Opponent	Pos	AB	R	H	RBI	2B	3B	HR	BB	CS	HBP	SAC	SF	ODP	K	PO	A	E	Avg
Feb 14	VILLANOVA	cf	0	0	0	0	0	0	0	0	0	0	0	0	0	0	0	0	0	.000
Feb 15	VILLANOVA	pr/ot	0	0	0	0	0	0	0	0	0	0	0	0	0	0	1	0	0	.000
Feb 15	MICHIGAN	pr/ot	0	0	0	0	0	0	0	0	0	0	0	0	0	0	0	0	0	.000
Feb 16	VILLANOVA	pr/ot	0	1	0	0	0	0	0	0	0	0	0	0	0	0	0	0	0	.000
Feb 18	OKLAHOMA STATE	pr/ot	0	0	0	0	0	0	0	0	0	0	0	0	0	0	0	0	0	.000
Totals		Ogs	0	1	0	0	0	0	0	0	0	0	0	0	0	0	1	0	0	.000


On base pct. .000 • Slugging pct. .000



## Seth TOMCZAK #36 RHP

Freshman - 6'3 - 181  
Bats/Throws: L/R  
Jackson, Calif.  
Argonaut

Date	Opponent	GS	IP	H	R	ER	BB	SO	2B	3B	HR	WP	BK	HBP	IBB	Score	W-L	Sv	ERA	NP
Feb 28	NEBRASKA		1.0	0	0	0	0	0	1	0	0	0	0	0	0	13-5	0-0	0	0.00	13
Mar 01	NEBRASKA		1.0	2	0	0	0	0	0	0	0	0	0	0	0	10-18	0-0	0	0.00	16
Totals		0	2.0	2	0	0	0	0	1	0	0	0	0	0	0	23-23	0-0	0	0.00	-




## Alex HELMIN #37 OF

Freshman - 6'5 - 190  
Bats/Throws: R/R  
Frankfort, Ill.  
Providence Catholic

Date	Opponent	Pos	AB	R	H	RBI	2B	3B	HR	BB	SB	CS	HBP	SAC	SF	GDP	K	PO	A	E	Avg
Feb 14	VILLANOVA	of	0	0	0	0	0	0	0	0	0	0	0	0	0	0	0	0	0	0	.000
Feb 18	OKLAHOMA STATE	pr	0	0	0	0	0	0	0	0	0	0	0	0	0	0	0	0	0	0	.000
Feb 23	BOSTON COLLEGE	ph	1	0	0	0	0	0	0	0	0	0	0	0	0	0	0	0	0	0	.000
Feb 28	NEBRASKA	of	1	0	0	0	0	0	0	0	0	0	0	0	0	0	0	0	0	0	.000
Feb 29	NEBRASKA	ph	1	0	1	1	0	0	0	0	0	0	0	0	0	0	0	0	0	0	.333
Totals		Ugs	3	0	1	1	0	0	0	0	0	0	0	0	0	0	0	0	0	0	.333

On base pct. .333 • Slugging pct. .333



## Seth NAGER #38 OF

Freshman - 6'4 - 190  
Bats/Throws: R/R  
Oro Valley, Ariz.  
Ironwood Ridge

Date	Opponent	Pos	AB	R	H	RBI	2B	3B	HR	BB	SB	CS	HBP	SAC	SF	GDP	K	PO	A	E	Avg
Feb 14	VILLANOVA	pr	0	1	0	0	0	0	0	0	0	0	0	0	0	0	0	0	1	0	.000
Feb 15	VILLANOVA	pr	0	0	0	0	0	0	0	0	0	0	0	0	0	0	0	0	0	0	.000
Feb 15	MICHIGAN	of	0	0	0	0	0	0	0	0	0	0	0	0	0	0	0	0	0	0	.000
Feb 16	VILLANOVA	*of	2	0	0	0	0	0	0	0	0	0	0	0	0	0	2	1	0	0	.000
Feb 18	OKLAHOMA STATE	*of	1	0	0	0	0	0	0	0	0	0	0	0	0	0	1	1	0	0	.000
Feb 21	BOSTON COLLEGE	*of	2	1	0	0	0	0	1	0	0	0	0	0	0	0	2	1	0	0	.000
Feb 22	BOSTON COLLEGE	*of	3	0	1	0	0	0	0	0	0	0	0	0	0	0	0	2	1	0	.125
Feb 26	NEW MEXICO STATE	pr	0	1	0	0	0	0	0	0	0	0	0	0	0	0	0	0	0	0	.000
Feb 28	NEBRASKA	*of	2	2	1	1	0	0	1	0	0	0	0	0	0	0	1	1	0	0	.200
Feb 29	NEBRASKA	of	0	0	0	0	0	0	0	0	0	0	0	0	0	0	0	0	0	0	.000
Totals		Ugs	10	5	2	1	0	0	2	0	0	0	0	0	0	0	7	7	1	0	.200

On base pct. .333 • Slugging pct. .200




## Nick WALLERSTEDT #24 RHP

Freshman - 6'3 - 178  
Bats/Throws: R/R  
Tempe, Ariz.  
Corona Del So.

Date	Opponent	Pos	AB	R	H	RBI	2B	3B	HR	BB	SB	CS	HBP	SAC	SF	GDP	K	PO	A	E	Avg
Feb 15	VILLANOVA	pr	0	0	0	0	0	0	0	0	0	0	0	0	0	0	0	0	0	0	.000
Feb 22	BOSTON COLLEGE	pr	0	1	0	0	0	0	0	0	0	0	0	0	0	0	0	0	0	0	.000
Feb 28	NEBRASKA	ph	1	0	0	0	0	0	0	0	0	0	0	0	0	0	0	0	1	0	.000
Totals		Ugs	1	1	0	0	0	0	0	0	0	0	0	0	0	0	0	0	1	0	.000

On base pct. .000 • Slugging pct. .000



## Alexander OGG

Freshman - 6'5 - 177  
Bats/Throws: R/R  
Bedford Corners, N.Y.  
The Harvey

#40  
RHP




## Christian BODLOVICH

Junior - 6'0 - 210  
Bats/Throws: R/R  
San Pedro, Calif.  
Mira Costa

#41  
RHP

Date	Opponent	GS	IP	H	R	ER	BB	SO	2B	3B	HR	WP	BK	HBP	IBB	Score	W-L	Sv	ERA	NP
Feb 15	VILLANOVA		1.0	0	0	0	1	2	0	0	0	0	0	0	0	1-2	0-0	0	0.00	19
Feb 23	BOSTON COLLEGE		1.0	1	0	0	0	0	0	0	0	0	0	0	0	8-4	0-0	0	0.00	9
Feb 25	NEW MEXICO STATE		1.0	0	0	0	1	0	0	0	0	0	0	0	0	5-5	1-0	0	0.00	13
Feb 28	NEBRASKA		0.2	0	0	0	0	0	0	0	0	0	0	0	0	13-5	1-0	0	0.00	9
Mar 01	NEBRASKA		0.1	4	3	3	0	1	2	0	0	0	0	0	0	10-18	1-0	0	6.75	11
Totals		0	4.0	5	3	3	1	4	2	0	0	0	0	0	0	38-34	1-0	0	6.75	-



## Danny MARSHALL

Freshman - 5'10 - 153  
Bats/Throws: L/L  
Queen Creek, Ariz.  
Queen Creek

#43  
OF/LHP



## Cam DENNIE


Freshman - 6'2 - 183  
Bats/Throws: R/R  
Culver, Ind.  
Plymouth

#45  
RHP

Date	Opponent	Pos	AB	R	H	REB	2B	3B	HR	BB	SB	CS	HBP	SAC	SF	OPR	K	PO	A	E	Avg
Feb 14	VILLANOVA	*cf	2	0	0	0	0	0	0	0	0	0	0	0	0	0	1	3	0	0	.000
Feb 15	VILLANOVA	*cf	1	0	0	0	0	0	0	0	0	0	0	0	0	0	1	1	0	0	.000
Feb 15	MICHIGAN	cf	1	0	0	0	0	0	0	0	0	0	0	0	0	0	0	0	0	0	.000
Feb 16	VILLANOVA	cf	0	0	0	0	0	0	0	0	0	0	0	0	0	0	0	0	0	0	.000
Feb 18	OKLAHOMA STATE	pr	0	0	0	0	0	0	0	0	0	0	0	0	0	0	0	0	0	0	.000
Feb 21	BOSTON COLLEGE	cf	0	0	0	0	0	0	0	0	0	0	0	0	0	0	0	0	0	0	.000
Feb 22	BOSTON COLLEGE	cf	0	0	0	0	0	0	0	0	0	0	0	0	0	0	0	0	0	0	.000
Feb 23	BOSTON COLLEGE	pr	0	1	0	0	0	0	0	0	0	0	0	0	0	0	0	0	0	0	.000
Feb 25	NEW MEXICO STATE	pr	0	1	0	0	0	0	0	0	0	0	0	0	0	0	0	0	0	0	.000
Feb 28	NEBRASKA	ph/cf	1	0	0	0	0	0	0	0	0	0	0	0	0	0	1	0	0	0	.000
Feb 29	NEBRASKA	cf	0	0	0	0	0	0	0	0	0	0	0	0	0	0	0	0	0	0	.000
Totals		age	5	1	0	0	0	0	0	0	0	0	0	0	0	0	3	5	0	1	.000


On base pct. .167 • Slugging pct. .000

Date	Opponent	GS	IP	H	R	ER	BB	SO	2B	3B	HR	WP	BK	HBP	IBB	Score	W-L	Sv	ERA	NP
Feb 15	MICHIGAN		2.0	2	2	2	1	1	0	0	0	0	0	0	0	0-5	0-0	0	9.00	31
Feb 18	OKLAHOMA STATE		1.1	0	0	0	0	3	0	0	0	0	0	0	0	1-2	0-0	0	5.40	22
Feb 22	BOSTON COLLEGE		1.0	1	0	0	1	2	0	0	0	0	0	0	0	8-4	0-0	0	4.15	20
Feb 23	BOSTON COLLEGE		1.0	0	0	0	0	1	0	0	0	0	0	0	0	8-4	1-0	0	3.38	14
Feb 25	NEW MEXICO STATE		1.2	0	0	0	0	0	0	0	0	0	0	0	0	6-5	1-0	0	2.57	17
Mar 01	NEBRASKA		1.0	2	1	1	0	0	0	0	1	0	0	0	0	10-18	1-0	0	3.38	23
Totals		0	8.0	5	3	3	2	7	0	0	1	0	0	0	0	33-38	1-0	0	3.38	-



## Nate BAEZ #46 INF/UTL

Freshman - 6'1 - 191  
Bats/Throws: R/R  
Oro Valley, Ariz.  
Ironwood Ridge



## Brian KALMER #48 OF

Freshman - 6'2 - 195  
Bats/Throws: R/R  
Chandler, Ariz.  
Corona Del Sol

Date	Opponent	Pos	AB	R	H	RBI	2B	3B	HR	BB	SB	CS	HBP	SAC	SF	GDP	K	PO	A	E	Avg
Feb 14	VILLANOVA	ph	0	0	0	0	0	0	0	0	0	0	1	0	0	0	0	0	0	0	.000
Feb 15	VILLANOVA	2b	3	0	1	0	0	0	1	0	0	0	0	0	0	0	1	4	2	0	.333
Feb 15	MICHIGAN	3b	4	0	1	0	1	0	0	0	0	0	0	0	0	0	0	0	0	0	.250
Feb 16	VILLANOVA	3b	3	1	1	1	0	0	0	0	0	0	0	0	1	0	0	0	0	0	.300
Feb 18	OKLAHOMA STATE	ph	1	0	0	0	0	0	0	0	0	0	0	0	0	0	1	0	0	0	.250
Feb 21	BOSTON COLLEGE	ph/c	1	0	0	0	0	0	0	0	0	0	0	0	0	0	0	2	0	0	.000
Feb 22	BOSTON COLLEGE	ph/c	1	0	1	0	0	0	0	0	0	0	0	0	0	0	0	1	0	0	.500
Feb 23	BOSTON COLLEGE	2b	2	0	0	1	0	0	0	0	0	0	0	0	0	0	2	2	0	0	.267
Feb 25	NLW MILWAUKEE STATE	2b/c	5	0	0	0	0	0	0	0	0	0	0	0	0	0	1	3	2	0	.200
Feb 28	NLW KANSAS	c	1	0	0	0	0	0	0	0	0	0	0	0	0	0	0	0	2	0	.000
Feb 29	NLW KANSAS	ph/c	2	1	1	0	0	0	0	0	0	0	0	0	0	0	1	3	0	0	.217
Mar 01	NLW KANSAS	3b	4	1	1	0	0	0	0	0	0	0	0	0	0	0	0	0	0	0	.222
Totals		5ps	27	3	5	2	1	0	3	0	0	0	1	0	1	0	4	15	7	0	.222

On base pct. .312 • Slugging pct. .259

Date	Opponent	Pos	AB	R	H	RBI	2B	3B	HR	BB	SB	CS	HBP	SAC	SF	GDP	K	PO	A	E	Avg
Feb 14	VILLANOVA	ph	1	0	0	0	0	0	0	0	0	0	0	0	0	0	0	0	0	0	.000
Feb 15	VILLANOVA	ph	0	0	0	0	0	0	0	1	0	0	0	0	0	0	0	0	0	0	.000
Feb 16	OKLAHOMA STATE	ph	0	0	0	0	0	0	0	1	0	0	0	0	0	0	0	0	0	0	.000
Feb 21	BOSTON COLLEGE	ph	1	0	1	2	0	0	0	0	0	0	0	0	0	0	0	0	0	0	.500
Feb 22	BOSTON COLLEGE	ph/c	1	1	0	0	0	0	0	2	0	0	0	0	0	0	0	1	0	0	.333
Feb 23	BOSTON COLLEGE	3b	2	0	0	0	0	0	0	1	0	0	0	0	0	0	0	1	0	0	.200
Feb 28	NLW KANSAS	3b	1	0	0	0	0	0	0	0	0	0	0	0	0	0	0	1	3	0	.000
Feb 29	NLW KANSAS	ph/c	1	1	1	2	1	0	0	0	0	0	0	0	0	0	0	0	0	0	.500
Mar 01	NLW KANSAS	ph	1	0	0	0	0	0	0	0	0	0	0	0	0	0	0	0	0	0	.000
Totals		1ps	8	2	2	4	1	0	0	5	0	0	0	0	0	0	3	3	0	0	.250

On base pct. .538 • Slugging pct. .375