

# 2017 Sun Devil Baseball

## GAME NOTES - UCLA

### ARIZONA STATE

11-12 (1-5 Pac-12)

@ASU\_Baseball

@TheSunDevils

#### GAME 24-26

March 31-April 2

6:30 p.m./6:30 p.m./12:30 p.m.

Phoenix Municipal Stadium

Phoenix, Ariz.

Watch: Pac-12 Live Stream

Radio: 1060 AM/TuneIn App

### UCLA

11-11 (4-2 Pac-12)

@UCLABaseball

@UCLAathletics

Five-Time NCAA Champions (1965, 1967, 1969, 1977, 1981) | 22 College World Series Appearances | 21 Conference Championships | 123 All-Americans | 14 National Players of the Year | 10 College Baseball Hall of Fame



ASU\_BASEBALL



SUN DEVIL BASEBALL



ASU\_BASEBALL

#### MEDIA RELATIONS CONTACT

Jeremy Hawkes

jdhawkes@asu.edu | C: 520-403-0121 | O: 480-965-9544

#### #10THINGS (Twitter-Friendly Notes)

1. @connor\_higgins7 has allowed no earned runs in his last 4 appearances in 8.1 IP after allowing 4 in 1.1 IP in first 3 games.
2. The 6 Devils who've combined for ASU's 10 homers this season entered 2017 with 3 collegiate homers between them.
3. @elingos15 has already matched his 2016 win total with 3 in just 6 starts w/ 0 earned runs in two of three starts.
4. @SquadSlayerChaz had a 14.29 ERA through his 1st 8 appearances. He has a 0.00 ERA in last 3 games with a 2-0 record.
5. Since AT LEAST 2000, no @ASU\_Baseball freshman has had multiple hits in 11 of their first 23 games. @lin\_lyle has done so.
6. @elingos15 has four quality starts in his six starts, allowing just two earned runs and a W over #1 TCU.
7. @lin\_lyle's 11 multi-hit games through 23 games is 8th among ALL Sun Devil players since 2000 (tied with Wallace, Kipnis, Woody).
8. @j\_god23 has inherited 11 runners this season (second on team) and stranded 10 of those overall.
9. @lin\_lyle has multiple hits in 11 games this season already. No other Sun Devil has done so in more than six.
10. @ASU\_Baseball has won at least 30 games in 56 consecutive seasons, two more than Florida State in second.

#### #BYTHENUMBERS

Lyle Lin has **11 multi-game hits** in 23 games this season. That total is notable as he is the ONLY Sun Devil freshman since AT LEAST 2000 to have multi-hit games in 11 of their first 22 games as Sun Devils. In fact, his 11 multi-hit games through 23 games is tied for eighth since the 2000 season with Brett Wallace, Jason Kipnis and Colby Woodmansee. No other Sun Devil on this year's team has more than six multi game hits and through 23 games last season, the team lead was 10 while no Sun Devil freshman had more than

The Sun Devil bullpen has made big strides in recent weeks. Jake Godfrey is current second on the team with **11 inherited runners** this season and has been exception in getting out of jams, stranding 10 of those. In two of his last three appearances, Godfrey has gone exactly 3.2 innings without a run allowed. Meanwhile, **No. 11** Connor Higgins has come on strong as well. After giving up four earned runs in 1.1 innings in three appearances to start the year, Higgins hasn't allowed an earned run in 8.1 innings pitched over his last four games with a win and a save.

Eli Lingos has been exceptional in six starts this season, **going 3-1 with four quality starts**. Lingos has gone over 6.0 IP in five of his six appearances this season after never having consecutive games over 6.0 IP in his career prior. The junior has allowed no earned runs in two of his four starts this season, something he had done in a start just once in his career. His three wins match his 2016 total while he has issued no walks in two of four starts this season, something he had accomplished in just two starts prior to 2017.

In the first 13 games of the season, the Sun Devil bullpen struggled mightily to the tune of a 7.80 ERA. Since then, the group has turned things around with a **3.83 ERA** in the team's last 10 games. In those first 13 games, Chaz Montoya made eight appearances and struggled with a 14.29 ERA and an 0-1 record. In his last 10 games Montoya has a 0.00 ERA and a 2-0 record, striking out 14 and walking three with just six hits allowed in 11.1 innings pitched. He also earned his first career start in a 7-0 victory over USC.

#### 2017 @ASU BASEBALL Schedule

Date	Opponent	Time/Score
Feb. 17	Northwestern^	W, 3-1
Feb. 17	Northwestern^	W, 4-3
Feb. 18	Northwestern^	W, 6-2
Feb. 21	#20 Oklahoma State #	L, 4-18
Feb. 24	at #1 TCU	W, 13-9
Feb. 25	at #1 TCU	L, 4-8
Feb. 26	at #1 TCU	L, 2-5
Feb. 28	New Mexico State^	W, 12-5
March 3	Loyola Marymount^	W, 2-1
March 4	Loyola Marymount^	L, 2-3
March 5	Loyola Marymount^	L, 5-8
March 7	Cal State Fullerton^	L, 4-13
March 8	Cal State Fullerton^	L, 4-10
March 10	Long Beach State^	W, 7-6 (10)
March 11	Long Beach State #	W, 9-4
March 12	Long Beach State #	W, 8-5
March 16	#2 Oregon State*#	L, 0-2
March 17	#2 Oregon State*#	L, 1-10
March 18	#2 Oregon State*^	L, 0-4
March 24	at USC*	L, 4-5 (11)
March 25	at USC*#	W, 7-0
March 26	at USC*#	L, 4-7
March 28	UNLV^	W, 5-4
March 31	UCLA*^	6:30 PM
April 1	UCLA*^	6:30 PM
April 2	UCLA*^	12:30 PM
April 4	at Arizona	7:00 PM
April 7	at Cal*#	4:00 PM
April 8	at Cal*#	12:00 PM
April 9	at Cal*#	2:00 PM
April 11	UNLV^	6:30 PM
April 13	Washington State*^	6:30 PM
April 14	Washington State*^	6:30 PM
April 15	Washington State*^	12:30 PM
April 18	at UNLV	6:00 PM
April 21	Cal State Bakersfield^	6:30 PM
April 22	Cal State Bakersfield^	6:30 PM
April 23	Cal State Bakersfield^	12:30 PM
April 28	at Oregon*	6:00 PM
April 29	at Oregon*	2:00 PM
April 30	at Oregon*	12:00 PM
May 5	Stanford*^	6:30 PM
May 6	Stanford*^	6:30 PM
May 7	Stanford*^	12:30 PM
May 9	at Arizona #	6:00 PM
May 12	at Washington*	6:00 PM
May 13	at Washington*	2:00 PM
May 14	at Washington*	1:00 PM
May 16	at Seattle	5:00 PM
May 18	Arizona*#	6:00 PM
May 19	Arizona*#	7:00 PM
May 20	Arizona*#	7:00 PM
May 26	at Utah*#	10:30 AM
May 27	at Utah*#	10:30 AM
May 28	at Utah*#	10:30 AM

All times local

\* - Indicates a Pac-12 Conference game

# - Indicates a Pac-12 Network Game

^ - Indicates a Pac-12 Live Stream Game

#### Pac-12 Rankings

Team	W-L	Pct	W-L	Pct	Last 10	Streak
Oregon State	6-0	1.000	21-1	.955	10-0	W16
Oregon	4-2	.667	16-6	.727	8-2	W1
USC	4-2	.667	15-8	.652	6-4	W2
Washington	4-2	.667	14-9	.609	6-4	W1
UCLA	4-2	.667	11-11	.500	5-5	W5
Stanford	2-1	.667	14-6	.700	7-3	W2
Arizona	2-4	.333	17-7	.708	5-5	W1
Washington State	1-2	.333	14-8	.636	6-4	W1
Arizona State	1-5	.167	11-12	.478	5-5	W1
Utah	1-5	.167	10-12	.455	1-9	L2
California	1-5	.167	9-13	.409	4-6	L4

#### PROJECTED STARTERS

ASU	ERA	W-L	IP	SO	BB	Opp. Avg
L Eli Lingos	3.05	3-1	38.1	32	8	.248
L Chaz Montoya	4.76	2-1	17.0	21	9	.279
TBA						
LMU	ERA	W-L	IP	SO	BB	Opp. Avg
R Griffin Canning	2.72	1-1	39.2	49	15	.193
R Moises Ceja	2.39	1-1	26.1	17	9	.214
R Jon Olsen	3.96	1-1	25.0	26	11	.265

Five-Time NCAA Champions (1965, 1967, 1969, 1977, 1981) | 22 College World Series Appearances | 21 Conference Championships

123 All-Americans | 14 National Players of the Year | 10 College Baseball Hall of Fame Members

414 Major League Baseball Draft Picks | 108 Major Leaguers | 49 Major League Baseball First-Round Draft Picks

TWITTER: @ASU\_BASEBALL

INSTAGRAM: @ASU\_BASEBALL

FACEBOOK: SUNDEVILBASEBALL

# 2017 Sun Devil Baseball

## QUICK FACTS/MEDIA INFO

### GENERAL INFORMATION

Location.....	Tempe, Ariz.
Founded.....	1885
Enrollment.....	91,322
Nickname.....	Sun Devils
School Colors.....	Maroon and Gold
Home Field.....	Phoenix Municipal Stadium
Capacity.....	5,300
Packard Dimensions.....	Lines: 345 Alleys: 390 CF: 410
Surface.....	Grass
Affiliation.....	NCAA Div. I
Conference.....	Pac-12
President.....	Dr. Michael Crow
VP of Athletics.....	Ray Anderson
Sports Medicine Director.....	Kenny McCarty
Facility Management.....	Mike Chismar
Athletic Dept. Phone.....	(480) 965-3482
Ticket Office Phone.....	(480) 727-0000
Athletics Department Address.....	Carson Student-Athlete Center 500 East Veteran's Way P.O. Box 872505 Tempe, AZ 85287-2505

### PROGRAM HISTORY

First Year of Baseball.....	1907 (7-2)
Start of NCAA Baseball.....	1959 (28-18-1)
All-Time Record.....	2535-1049-4 (.707)*
National Championships.....	5 ('65, '67, '69, '77, '81)
Years in CWS/Last.....	22 (2010)*
All-Time CWS Record.....	61-38 (.616)*
NCAA Appearances/Last.....	39 (2016)*
NCAA Tournament Record.....	169-78 (.687)*
Best Record All-time.....	64-6 (.914) - 1972
Last All-American.....	2016 (3)

..... Seth Martinez (RHP/2nd Team)  
..... David Greer (3B/3rd Team)  
..... Colby Woodmansee (SS/3rd Team)

\*- ASU vacated 44 wins, the Pac-10 title and the College World Series appearance from 2007. Records do not reflect the vacations.

### COACHING STAFF

Head Coach.....	Tracy Smith (3rd/21st overall)
Alma Mater.....	Miami (Ohio) (1989)
Record at ASU (Years).....	82-58 (3)
Career Division I (Years).....	686-515-1 (21)
Assistant Coach.....	Ben Greenspan (2nd year)
Assistant Coach.....	Fred Nori (1st Year)
Volunteer Assistant Coach.....	Michael Earley (1st year)
Video Coordinator.....	Abe Ruiz (2nd year)
Dir. of Operations.....	Brendan Cunningham (8th year)
Strength & Conditioning.....	Jason Robbins (3rd year)
Dir. of Community Relations.....	Armando Flores (10th year)

### SPORTS INFORMATION

Baseball Contact.....	Jeremy Hawkes
Office.....	480-965-9544
Cell.....	520-403-0121
Email.....	jdhawkes@asu.edu
Director of Sports Information.....	Doug Tammaro
Email.....	tammaro@asu.edu

### 2016 RECAP

Overall Record.....	36-23
Conference record.....	16-14
Home record.....	21-12
Away record.....	13-10
Neutral site record.....	2-1
Postseason.....	NCAA Regional (TCU)
Final national finish.....	T-17th
Conference finish.....	T-3rd
Players Drafted.....	4

### TEAM INFORMATION

Letterwinners Returning/Lost.....	19/15
.....	Pitchers - 11/7
.....	Position Players - 8/8
Returning Pitchers (min. 13 app./20 inn.).....	5
Returning Position (min. 30 GP).....	7
Total Newcomers.....	15
Newcomers Drafted.....	4

## MEDIA INFORMATION

### Credentials

All credential requests should be sent via email to Jeremy Hawkes (jdhawkes@asu.edu).

### Interview Policy

Arizona State will typically host weekly media availability every Tuesday and Wednesday at Phoenix Municipal Stadium prior to practice at approximately 1 p.m. On weeks of a Tuesday midweek game at home, the Tuesday postgame press conference will serve as the week's availability. Media planning to attend must contact Jeremy Hawkes ahead of time and inform him of their plans. Throughout the season's schedule, ASU will host postgame interviews in the Omaha Room located in the home locker room following after coach's postgame talk with the team. Media members must request players at the beginning of the ninth inning (or earlier in games that look to be blowouts). Please contact Jeremy Hawkes or a member of the media relations staff in the press box to coordinate those interviews. Media members who wish to schedule an interview outside of practice must contact Jeremy Hawkes.

### Photography/Videography

Accommodations for B-Roll purposes at practice can be made through Jeremy Hawkes (jdhawkes@asu.edu). During games, credentials must be worn in plain view throughout the game while on the field and all photographers must adhere to painted lines and instructions given by security personnel and/or Arizona State staff members at all times. Shooting areas are designated camera wells on the far side of both the visitor's and home team's dugouts. Contact Jeremy Hawkes for any details regarding shooting game action.

### Media Highlights Policy

Highlights include Pac-12 Networks/ESPN/FOX broadcasts and all home hosted non-televised competitions, including those that are live streamed. ESPN networks (i.e., ESPN, ESPN2, ESPNU) will also televise all NCAA College World Series games from Saturday, June 17, through Wednesday, June 28. No other broadcast network or Internet entity, other than ESPN, may air these games, nor show highlights of these games until the ESPN broadcast is off the air. Broadcast networks / television stations may use up to three (3) minutes (per newscast) of video footage from any one game or five (5) minutes total of video footage from all games played on that particular day of competition for up to 72 hours following the game / broadcast. No media entity (commercial or noncommercial) is allowed to display any game video on its website. If a commercial broadcast entity wishes to license video footage beyond the previously described time period (72 hours), all requests to obtain clips or copies of NCAA championships / events (e.g., game / program records, melt / highlight tapes) need to go through the NCAA / T3 Media online footage request system, which can be found at the following website: <http://www.t3licensing.com/video/home/ncaa.do>.

### 2017 Media Coverage

There will be no shortage of ways to follow the Sun Devils throughout the 2017 campaign as a record 43 of ASU's 55 total games this season will be broadcast on television or via live stream. Every single one of the Sun Devils' 33 home games will be available to fans via the Pac-12 Networks or the Pac-12 Live Stream online and a total of 17 games overall are scheduled to be televised live through the Pac-12 Networks.

The Sun Devil Sports Radio Network is scheduled to broadcast 35 Sun Devil Baseball games this season between NBC Sports Radio AM 1060 and 100.7 KSLXHD. Fans can listen to the broadcasts on the radio or via the TuneIn app on thesundevils.com. Links to the streaming audio can be found on the online baseball schedule.

Tim Healey is set to serve his 19th season as the "Voice of the Sun Devils" on baseball broadcasts and will be joined for the second-straight season by color analyst Max Rositer, who was an all-conference catcher for the Devils from 2012-13.

Head Coach Tracy Smith's weekly radio show, "Dugout Chatter," will debut on March 29 on NBC Sports Radio AM 1060. The 30-minute show will run each Wednesday at 8 p.m. for nine weeks and is hosted by the Tim Healey.

**TEMPE --** Sun Devil Baseball returns to action this weekend, hosting a three-game set against the UCLA Bruins in Phoenix beginning Friday, March 31. The series will get underway Friday evening at 6:30 p.m. PT, as will Saturday's tilt. The series finale is scheduled for a 12:30 p.m. first pitch on Sunday.

The Sun Devils will welcome back a pair of all-time greats this weekend, with former ASU standout and MLBer Jeff Larish scheduled to throw out the first pitch at Saturday's game while current Houston Texas and Sun Devil Football All-American Jaelen Strong will be in the house at Sunday's tilt to throw out the first pitch as well.

### Follow the Action

- Fans will be able to view each contest this weekend via the Pac-12 Network Live Stream, available for free at <http://pac-12.com/live/>
- The Sun Devil Sports Radio Network is scheduled to broadcast each game this weekend on NBC Sports Radio 1060 AM and 100.7 KSLX HD 2. The game will also be available through the TuneIn app on TheSunDevils.com. Broadcaster Tim Healey is set to serve his 19th season as the "Voice of the Sun Devils" on baseball broadcasts and will be joined for the second-straight season by color analyst Max Rossiter, who was an all-conference catcher for the Devils from 2012-13.
- Fans are also encouraged to follow along on Twitter (@ASU\_Baseball) for live updates throughout the weekend.

### Scouting the Bruins

- UCLA is 11-11 overall on the season and are currently riding a 5-game winning streak.
- Griffin Canning has twice tied a career-high with 12 strikeouts this season. He has 49 total punch outs in seven starts, good for 23rd in NCAA. He leads the Pac-12 in strikeouts looking at 24 and ranks inside the top-10 in the conference in strikeouts, opposing batting average and innings pitched.
- Sean Bouchard is second in the Pac-12 with five home runs and ranks inside the top-10 in the conference in slugging percentage, RBIs and total bases.
- Kyle Cuellar is tops in Pac-12 only games in hits with 12 and also ranks in the top-five in batting average, on-base percentage, RBIs, doubles and total bases.
- The Bruins pitching staff ranks 38th in the NCAA in hits allowed per nine innings at 7.83, and 62nd in WHIP at 1.33, 66th in strikeouts per nine innings at 8.8 and 67th in ERA at 3.78.

### NUMERICAL QUICK ROSTER

No.	Name	Pos.	B/T	Cl.
3	Chaz Montoya	LHP	L/L	Fr.
4	Andrew Snow	IF	R/R	Jr.
5	Ryan Lillard	OF	L/R	Jr.
6	Zach Dixon	LHP	L/L	So.
7	Eder Erives	RHP	R/R	Sr.
8	Alec Marsh	RHP	R/R	Fr.
9	Sam Ferri	C	R/R	Fr.
10	Jeremy McQuin	IF	S/R	So.
11	Connor Higgins	LHP	R/L	So.
12	Gage Canning	OF	L/R	So.
14	Jake Godfrey	RHP	R/R	Jr.
15	Eli Lingos	LHP	L/L	Jr.
16	Andrew Shaps	OF	L/L	Jr.
17	Ryan Hingst	RHP	R/R	Jr.
18	Reagan Todd	LHP	L/L	RS So.
19	Jackson Willeford	IF	L/R	RS Sr.
21	Carter Aldrete	IF	R/R	Fr.
22	Fitz Stadler	RHP	R/R	So.
24	Hunter Bishop	OF	L/R	Fr.
25	Tyler Williams	OF	R/R	So.
26	Chris Isbell	RHP	R/R	So.
27	Lyle Lin	C	R/R	Fr.
29	Grant Schneider	RHP	R/R	Jr.
30	Zach Cerbo	C	R/R	Sr.
32	Garvin Alston Jr.	LHP	L/L	So.
37	Myles Denson	OF	R/R	Fr.
38	Tanner West	LHP	L/L	Fr.
39	James Ryan	RHP	R/R	So.
40	Nick Cheema	C	R/R	Fr.
44	Spencer Van Scoyoc	LHP	L/L	Fr.
45	Sean Keating	LHP	L/L	Fr.
47	Taylor Lane	IF	R/R	Jr.
48	Zane Strand	RHP	R/R	Fr.

### ALPHABETICAL QUICK ROSTER

No.	Name	Pos.	B/T	Cl.
21	Carter Aldrete	IF	R/R	Fr.
32	Garvin Alston Jr.	LHP	L/L	So.
24	Hunter Bishop	OF	L/R	Fr.
12	Gage Canning	OF	L/R	So.
30	Zach Cerbo	C	R/R	Sr.
40	Nick Cheema	C	R/R	Fr.
37	Myles Denson	OF	R/R	Fr.
6	Zach Dixon	LHP	L/L	So.
7	Eder Erives	RHP	R/R	Sr.
9	Sam Ferri	C	R/R	Fr.
14	Jake Godfrey	RHP	R/R	Jr.
11	Connor Higgins	LHP	R/L	So.
17	Ryan Hingst	RHP	R/R	Jr.
26	Chris Isbell	RHP	R/R	So.
45	Sean Keating	LHP	L/L	Fr.
47	Taylor Lane	IF	R/R	Jr.
5	Ryan Lillard	OF	L/R	Jr.
27	Lyle Lin	C	R/R	Fr.
15	Eli Lingos	LHP	L/L	Jr.
8	Alec Marsh	RHP	R/R	Fr.
10	Jeremy McQuin	IF	S/R	So.
3	Chaz Montoya	LHP	L/L	Fr.
39	James Ryan	RHP	R/R	So.
29	Grant Schneider	RHP	R/R	Jr.
16	Andrew Shaps	OF	L/L	Jr.
4	Andrew Snow	IF	R/R	Jr.
22	Fitz Stadler	RHP	R/R	So.
48	Zane Strand	RHP	R/R	Fr.
18	Reagan Todd	LHP	L/L	RS So.
44	Spencer Van Scoyoc	LHP	L/L	Fr.
38	Tanner West	LHP	L/L	Fr.
19	Jackson Willeford	IF	L/R	RS Sr.
25	Tyler Williams	OF	R/R	So.



# 2017 Sun Devil Baseball

## GAME NOTES

### Sun Devils vs. The Bruins

- ASU leads the all-time series against UCLA, 119-71.
- Since 2000, the Sun Devils are 12-5 in series played against the Bruins with three sweeps.
- ASU took two out of three against the Bruins last season in Los Angeles.

### Eli's Coming

- Eli Lingos, who earned first team Pac-12 All-Academic honors in 2016, has quickly solidified himself as the team's ace this season after entering the year as the Friday Night Starter.
- Lingos has opened the 2017 season with a bang, going 3-1 with four quality starts in his first six appearances of the season. No other Sun Devil has more than one quality start this season.
- Among those wins were an upset over then-No. 1 TCU and a career-best 7.2 IP outing against LMU in which he allowed no runs.
- Lingos went over 6.0 IP in his first five appearances this season after never having consecutive games over 6.0 IP in his career prior to this season.
- The junior lefty has allowed no earned runs in two of his six starts this season, something he had done in a start just once in his career prior.
- His three wins this season match his 2016 total while he has issued no walks in two of three starts this season, something he had accomplished in just two starts prior to 2017.
- He is fourth in the league with 38.1 innings pitched this season and ninth in the conference with 32 strikeouts.

### Mr. Friday Night

- Lingos is the sixth pitcher since 2014 to assume the Friday Night role, joining Ryan Burr, Brett Lilek, Seth Martinez, Ryan Kellogg and Hever Bueno.
- ASU used four pitchers in the Friday night role in six seasons between 2008 and 2013 with Mike Leake ('08, '09), Seth Blair ('10), Brady Rodgers ('11, '12) and Trevor Williams ('13).
- Lingos joins a long and illustrious line of Mr. Friday Night's at ASU that includes nine Major Leaguers and numerous ASU Hall of Famers, including Eddie

Bane, Floyd Bannister, Kendall Carter, Mike Esposito, Larry Gura, Gary Gentry, Mike Leake, Trevor Williams and Brady Rodgers.

### Lin-Sanity

- True freshman Lyle Lin continues to be the highlight of a young freshmen class, ranked seventh in the Pac-12 Conference with 32 hits this season.
- Lin has had three or more hits in three games on the year while registering multiple hits in 11 games on the season overall. No other Sun Devil has more than six such games.
- That number is especially notable as since AT LEAST the year 2000 (as far as pertinent records were available), no other freshman has had 11 multi-hit games in their first 23 games at Arizona State.
- In fact, the 11 multi-hit games at this point in the season are good for eighth among all players regardless of year since 2000, tied with Jason Kipnis, Brett Wallace and Colby Woodmansee.
- Lin has started every game this season, one of just three players to do so - with a team-leading .351 average and 13 RBI in the process, the latter good for 11th in the Pac-12.

### Re-LYLE-able

- Lyle Lin has an approach at the plate that is tough to find in many freshman. The youngster leads the team's starters with a .419 average this season with two outs on the board on 13-of-31 hitting.
- Lin leads the team with six two-out RBIs and also holds a team-leading 13 hits with runners in scoring position on 28 at bats (.464), five more than the next closest Devil.
- Lin has reached base in all but one game this season.
- Should Lin reach in Friday's opener against UCLA, he would have two separate 10-game reached base streaks this season while only one other Sun Devil (Andrew Shaps at 13 earlier this season) has reached double digits once and no other player has one longer than seven.

### #BISHETE

- Another pair of freshman have come up with the hot bats of late as well in outfielder/DH Hunter Bishop and infielder Carter Aldrete.
- Bishop is currently third on the team with a .302 average while slugging .422 and a perfect 3-for-3 on stolen base attempts on the year.
- He's been a great asset when it comes to getting the big hit when you need it, going a perfect 1-for-1 with the bases loaded and 3-for-3 with a runner on third and less than two outs.
- Aldrete is one of just three Sun Devils to start every game this season (Lyle Lin and Gage Canning being the others) and has appeared at three positions along the infield. He is currently second on the team in three categories with 12 RBIs, five doubles and two home runs.
- Bishop and Aldrete had history before coming to Arizona State. Both hail for Northern California and played in the 2015 Under Armour All-American games and selected to play for the Oakland Athletics' Area Code team in 2015.

### Zach Cer-Bomb

- One of the most pleasant surprises of the early 2017 has been the emergence of senior catcher Zach Cerbo, a four-year veteran who is seeing his most significant action as a Sun Devil this season.
- Cerbo has responded with a .333 average in his 15 appearances, also leading the way with a team-leading .465 on base percentage with his eight walks and also leading the team in slugging at .485 on the year.
- Cerbo has advanced runners on base on 11-of-16 chances this season (.688) - nearly 100 percentage points higher than the next closest teammate (Tyler Williams at .593).
- The senior helped lead the charge in the team's sweep of Long Beach State, knocking his first career home run in the second game of the series and knocking in four RBIs over the course of the weekend.

### 12-Gage

- Gage Canning holds the Devils second longest hitting streak this season at seven games. Canning had a team-best 13-game hitting streak as a freshman in 2016.
- Canning is tied for the team lead with three games this season with three or more hits.
- Canning has spent time at the leadoff spot and turning the order back around in the nine-hole this year and done exactly what's expected of him in that role, stealing two bases, leading the team with 16 runs scored and advancing runners on 21-of-45 opportunities (.467).
- Canning also leads the Devils with six doubles and four triples this season (tied for first in the Pac-12).

### Shaps Blasts

- After missing the first five games of the season to suspension, junior Andrew Shaps matched the Sun Devil season lead with 13 consecutive games reaching base, a streak that was snapped in the finale against No. 2 Oregon State.
- The outfielder had a career-best 10-game hitting streak entering that OSU finale and is already second on the team with 13 runs scored this year.
- Despite missing five games, Shaps is third on the Devils with eight walks this season.

### Big Willie Style

- Tyler Williams has provided some much needed pop in the lineup this season, leading the team with three home runs on the year after having none in his freshman campaign.
- The sophomore has picked up the game-winning RBIs in each of the last two Sun Devils victories, plating the first run in his team's 7-0 victory over USC (on a day where he had a career best three RBIs) while knocking the go-ahead two-run homer against UNLV to earn a 5-4 victory.
- Williams is slugging .458 on the year and is second on the team when it comes to advancing runners, doing so 16 times on 27 chances (.593).

# 2017 Sun Devil Baseball

## GAME NOTES

### Turning The Tides

- In the first 13 games of the season, the Sun Devil bullpen struggled mightily to the tune of a 7.80 ERA. Since then, the group has turned things around with a 3.83 ERA in the team's last 10 games.
- In those first 13 games, Chaz Montoya made eight appearances and struggled with a 14.29 ERA and an 0-1 record. In his last 10 games Montoya has a 0.00 ERA and a 2-0 record, striking out 14 and walking three with just six hits allowed in 11.1 innings pitched. He also earned his first career start in a 7-0 victory over USC.
- Connor Higgins was in even more dire straights in the first 13 games with a 27.00 ERA in three appearances with just 1.1 innings pitched. Since then, Higgins has a 0.00 ERA in four appearances with 10 strikeouts to two walks in 8.1 innings pitched while picking up his first career win and save as well.
- Eder Erives had a 9.00 ERA in three appearances and just 2.0 innings pitched, dropping that to 2.08 with a save and 10 strikeouts in 10 games since in addition to a solid start against current No. 1 Oregon State.
- Jake Godfrey had a 6.35 ERA early in the year that is now 2.70 in the last 10 games in four appearances. The junior college transfer has been solid in keeping his team out of trouble all season, inheriting a team-leading 11 baserunners on the year and stranding 10 of those.

### They Can Mash Too

- Six Sun Devils (Tyler Williams 3, Carter Aldrete 2, Andrew Shaps 2, Ryan Lillard 1, Zach Cerbo 1, Hunter Bishop 1) have combined for ASU's 10 home runs this season - an interesting note as those six combined entered the 2017 season with three career collegiate home runs between them (Shaps 2, Lillard 1).

### Clutch Hitting

- The Sun Devils have lived and died by their clutch hitting this season, currently batting 39-of-124 (.315) with runners in scoring position in the team's

wins but struggling to plate runners in the team's losses at just 21-of-102 (.206).

- On the flip side, ASU has struggled defensively to get out of some innings, allowing 54 two-out RBIs of the 117 total by the opposition this season while allowing opponents to bat .317 (89-of-281) with two outs.

### Not Wasting Time

- Freshman Spencer Van Scoyoc became the first Sun Devil freshman to start a game in the Opening Weekend since Adam McCreery against Western Michigan in 2012.
- Van Scoyoc pitched a gem in his start against #1 TCU, going 6.0 innings with four strikeouts and no earned runs allowed in his first career quality start.
- Van Scoyoc currently sits just outside the Top 10 in the Pac-12 with a team-leading 2.42 ERA.
- The lefty has been nigh impossible to steal a base off from this season, leading all Sun Devils with four caught stealings this season - a total good for fourth in the Pac-12 and first among all pitchers - to just two stolen bases against.
- Van Scoyoc was selected in the 19th round of the MLB Draft by the Toronto Blue Jays but elected to attend ASU instead.
- He was rated the #1 LHP and #1 overall player in Iowa and the #8 overall LHP in the nation.

### Baseball's in Their Blood

- There are eight Sun Devils on the 2017 squad who have a history of baseball in their family: Ryan Hingst (father, David, UT El Paso), Andrew Snow (cousin, Dustin Pedroia, Boston Red Sox), Garvin Alston Jr. (father, Garvin, MiLB), Eli Lingos (brother, Angelos, UC Riverside), Jackson Willeford (brother, Guy, Palomar JC; brother, Alex, Palomar JC/SDSU), Hunter Bishop (brother, Braden, Seattle Mariners), Fitz Stadler (Brothers Sullivan and Walker, Indiana), Carter Aldrete (father, Rich, MiLB; uncle, Mike, New York Yankees), Andrew Shaps (father, Robert, Cleveland Indians).



### Keeping It Interesting

- The Devils had a knack for success in close games last season and that continued this season
- Since 2016, the Devils are 7-2 in extra-inning games (1-1 in 2017), with six walk-off wins (two this season) and are 15-3 (3-2 this year) in one-run games including 5-2 in Pac-12 play. ASU has driven in the game-winning run in the eighth inning or later 13 times (three times this year).
- Arizona State has notched nine wins since 2016 when trailing after six innings (three times this season).

### #OccupyPHXMuni

- ASU drew more than 78,000 fans last season, finishing in the top 30 nationally in total attendance and attendance per game.
- The Sun Devils have had a pair of big attendance games this season, including 6,010 against Oregon State in the series opener - the second largest crowd since moving back to Phoenix Muni - as well as 4,107 fans against UNLV in the largest mid-week attendance since returning to Muni and fifth-largest overall since returning.
- The Devils are currently 20th nationally with 43,251 cumulative fans this season (first in the Pac-12) and 24th with 2,544 fans per game (second in the Pac-12).
- ASU ranked 13th in total attendance and was the only school west of Texas to draw more than 100,000 fans in 2015, and ranked 18th in average attendance with 3,082 fans per game. ASU's 107,010 fans were the program's most since 2010 and ranked as the fourth-highest regular-season attendance since 1988.
- ASU moved back to Phoenix Municipal Stadium in 2015 after playing 40 seasons at Packard Stadium from 1974-2014, winning their first contest in the team's on a walk-off home run in extra inning against No. 5 Oklahoma State on Feb. 13, 2015.
- The Devils played 137 games at Muni from 1964-74, and went 111-26 at the stadium, including 17-6 against Arizona. ASU's first game at Muni was April 10, 1964, and was a 5-3 win over Arizona. ASU's last game at Muni was March 18, 1974, and was 9-6 win over Colorado. ASU won District 7 titles in 1965

and 1967 at Muni before going on to win National Championships in Omaha.

- Former Sun Devil and eventual Major League Baseball Hall of Famer Reggie Jackson was the first college player to hit a home run at Muni.

### Erives On Fire

- Sun Devil Baseball senior RHP Eder Erives has been named to the preseason watch list for the National Collegiate Baseball Writers Association Stopper of the Year Award, given to the top relief pitcher in NCAA Division I baseball, members of the association announced Monday.
- Erives is the first Sun Devil to be named to the preseason watch list for the award since Ryan Burr in 2014.
- Erives, a Pac-12 All-Conference Honorable Mention in 2016, notched a 6-2 record with a 2.95 ERA last season. His 10 saves trailed only Oregon State's Max Englebrekt, whose 11 saves top the list of returning relievers in the Pac-12.
- Last season, Erives struck out 73 batters and walked 36 in 76.1 innings. The 76.1 innings pitched rank fourth among the 55 players named to the watch list while his 73 strikeouts are good for seventh. Erives held opponent batting average to .192, a career-low for the right-handed pitcher. He made 23 appearances with three starts and finished fourth in the conference in saves.
- Erives holds a 3.00 career ERA and a 9-4 record overall with 61 total appearances, three starts and 11 saves over 129 innings.

# 2017 Sun Devil Baseball

## GAME NOTES/TROPHY CASE

### HOME RUN TRACKER

Player	Gm #	Date	Opponent	On Base	Inning	Outs	Count	Score	Final
Williams, T.	4-Feb.	21	Oklahoma State	0	7	0	3-1	0-11	L, 4-18
Aldrete, C.	4-Feb.	21	Oklahoma State	0	8	0	1-0	1-13	L, 4-18
Williams, T.	5-Feb.	24	@ #1 TCU	0	5	0	2-1	0-1	W, 13-9
Aldrete, C.	11-Mar.	5	LMU	0	2	0	3-1	1-0	L, 5-8
Shaps, A.	11-Mar.	5	LMU	0	5	1	1-0	2-6	L, 5-8
Bishop, H.	14-Mar.	10	LBSU	0	5	1	0-0	0-5	W, 7-6
Shaps, A.	14-Mar.	10	LBSU	1	9	2	0-0	4-6	W, 7-6
Cerbo, Z.	15-Mar.	11	LBSU	1	2	2	0-1	1-2	W, 9-4
Lillard, R.	16-Mar.	12	LBSU	0	8	0	0-0	7-5	W, 8-5
Williams, T.	22-Mar.	28	UNLV	1	6	1	0-0	3-4	W, 5-4

### GAME-WINNING RBIs (RBI Responsible for Winning Run in Final Score)

Player	Gm #	Date	Opponent	Season #	Inning	Outs	Count	Result	Final
Lin, L.	1-Feb.	17	Northwestern	1	B4	2	0-2	2RBI 2B	W, 3-1
Zawada, S.	2-Feb.	17	Northwestern	1	B9	2	0-0	1RBI 1B	W, 4-3
McCuin	3-Feb.	19	Northwestern	1	B8	1	0-0	2RBI 2B	W, 6-2
Aldrete, C.	5-Feb.	24	@ #1TCU	1	T9	1	1-2	2RBI 2B	W, 13-9
Lillard	8-Feb.	28	New Mexico State	1	B5	1	3-2	RBI SF	W, 12-5
Shaps	9-Mar.	3	LMU	1	B6	1	0-1	RBI 1B	W, 2-1
Willeford, J.	15-Mar.	11	LBSU	1	B7	1	0-1	RBI 1B	W, 9-4
Willeford, J.	16-Mar.	12	LBSU	2	B3	1	1-1	RBI 2B	W, 8-5
Williams, T.	21-Mar.	25	USC	1	T1	2	2-2	RBI 1B	W, 7-0
Williams, T.	22-Mar.	28	UNLV	2	B6	1	0-0	2RBI HR	W, 5-4

### SERIES STATS

Hitting	W-L	Avg.	R	H	2B	3B	HR	RBI	BB	SO
Northwestern	3-0	.301	13	31	8	1	0	13	8	20
TCU	1-2	.282	19	31	2	0	1	17	14	31
LMU	1-2	.238	9	24	4	2	2	8	4	22
CSUF	0-2	.246	8	17	3	0	0	8	5	16
LBSU	3-0	.323	24	31	6	1	4	21	15	15
OSU	0-3	.102	1	9	1	1	0	0	6	25
USC	1-2	.266	15	29	8	1	0	14	11	21

Pitching	W-L	ERA	H	R	ER	BB	SO	SV	SCORE
Northwestern	3-0	1.00	10	6	3	12	24	1	13-6
TCU	1-2	7.56	24	22	21	22	28	0	19-22
LMU	1-2	3.67	28	12	11	10	24	1	9-12
CSUF	0-2	9.00	29	23	18	12	15	0	8-23
LBSU	3-0	3.86	28	15	12	14	19	2	24-15
OSU	0-3	4.47	38	16	14	14	21	0	1-16
USC	1-2	2.93	27	12	9	12	20	1	15-12

### SAVES

No.	Date	Opponent	Pitcher (Save #)	IP (H, R-ER, BB, K)
1	2/17	Northwestern	Chaz Montoya (1)	0.2 (0, 0-0, 1, 2)
2	3/3	LMU	Reagan Todd (1)	0.2 (1, 0-0, 0, 0)
3	3/11	LBSU	Jake Godfrey (1)	1.1 (0, 0-0, 1, 1)
4	3/12	LBSU	Connor Higgins (1)	1.1 (2, 0-0, 0, 3)
5	3/25	USC	Eder Erives (1)	3.1 (2, 0-0, 0, 6)

### QUALITY STARTS

No.	Date	Opponent	Pitcher (QS #)	IP (H, R-ER, BB, K)
1	2/17	Northwestern	Eli Lingos (1)	6.2 (3, 0-0, 0, 6)
2	2/24	@ #1 TCU	Eli Lingos (2)	6.0 (2, 2-2, 3, 8)
3	2/26	@ #1 TCU	Spencer Van Scoyoc	6.0 (2, 1-0, 5, 4)
4	3/3	LMU	Eli Lingos (3)	7.2 (5, 1-0, 0, 6)
5	3/16	#2 Oregon St.	Eli Lingos (4)	7.0 (6, 2-2, 3, 5)

### 2017 TROPHY CASE

#### Top Prospects (Perfect Game)

Andrew Shaps No. 20 (2017)  
Connor Higgins No. 12 (2018)  
Fitz Stadler No. 11 (2019)  
Hunter Bishop No. 4 (2020)

#### MLB Draft Prospect (Perfect Game)

Hunter Bishop No. 28 (2019)  
Connor Higgins No. 35 (2018)

#### Top Prospects - Pac-12 (D1Baseball.com)

Andrew Shaps No. 23 (2017)  
Connor Higgins No. 33 (2017)  
Gage Canning No. 19 (2018)  
Tyler Williams No. 29 (2018)  
Fitz Stadler No. 40 (2018)

#### Impact Freshman - Pac-12 (D1Baseball.com)

Hunter Bishop No. 8  
Sam Ferri No. 9  
Spencer Van Scoyoc No. 26  
Chaz Montoya No. 30  
Zane Strand No. 35  
Lyle Lin No. 37

#### Top 10 Newcomers - Pac-12 (Baseball Amer.)

Hunter Bishop No. 3

#### NCBWA Stopper of the Year Watch List

Eder Erives

#### Johnny Bench Award Watch List

Sam Ferri

### 2016 TROPHY CASE

#### Collegiate Baseball Louisville Slugger All-America

Seth Martinez, Second Team  
David Green, Third Team  
Colby Woodmansee, Third Team

#### Pac-12 All-Academic

Eli Lingos, First Team  
Chris Beall, Second Team  
Ryan Hingst, Second Team  
Jordan Aboites, HM  
Hever Bueno, HM  
Grant Schneider, HM  
Brian Serven, HM  
Reagan Todd, HM  
Colby Woodmansee, HM

#### Pac-12 All-Conference

David Greer  
Seth Martinez  
Brian Serven  
Colby Woodmansee  
Gage Canning, HM  
Eder Erives, HM  
Andrew Shaps, HM  
Jordan Aboites, HM  
Jordan Aboites, All-Defense

#### Fort Worth All-Region

Andrew Shaps



### COLLEGIATE BASEBALL MAGAZINE TOP 25

Rank	Team	Prev.
1.	Oregon St.	1
2.	Louisville	1
3.	Texas Christian	3
4.	Texas Tech.	4
5.	St. John's	9
6.	Clemson	12
7.	North Carolina	11
8.	South Carolina	13
9.	Florida Gulf Coast	15
10.	Auburn	16
11.	Florida	17
12.	Florida St.	18
13.	Louisiana St.	8
14.	Cal. St. Fullerton	6
15.	Oklahoma	10
16.	Arizona	7
17.	Arkansas	29
18.	Missouri	5
19.	Stanford	20
20.	Kentucky	21
21.	Virginia	22
22.	Vanderbilt	24
23.	Southern Mississippi	25
24.	Oregon	28
25.	Houston	—

### D1 BASEBALL TOP 25

Rank	Team	Prev.
1	Oregon State	1
2	Louisville	2
3	Texas Tech	3
4	TCU	4
5	Clemson	7
6	LSU	5
7	South Carolina	8
8	North Carolina	10
9	Florida	11
10	Cal State Fullerton	6
11	Stanford	12
12	Florida State	13
13	Arizona	9
14	Florida Gulf Coast	15
15	St. John's	17
16	Kentucky	19
17	Auburn	20
18	Virginia	21
19	Ole Miss	14
20	Arkansas	NR
21	UL Lafayette	16
22	Michigan	18
23	San Diego	23
24	Oklahoma	25
25	Southern Miss	NR

### USA TODAY COACHES' TOP 25

Rank	Team	Prev.
1	Oregon State	1
2	Louisville	2
3	Texas Tech	3
4	TCU	4
5	Clemson	7
6	LSU	5
7	South Carolina	8
8	North Carolina	10
9	Florida	11
10	Cal State Fullerton	6
11	Stanford	12
12	Florida State	13
13	Arizona	9
14	Florida Gulf Coast	15
15	St. John's	17
16	Kentucky	19
17	Auburn	20
18	Virginia	21
19	Ole Miss	14
20	Arkansas	NR
21	UL Lafayette	16
22	Michigan	18
23	San Diego	23
24	Oklahoma	25
25	Southern Miss	NR

### BASEBALL AMERICA TOP 25

Rank	Team	Prev
1	Oregon State	2
2	Louisville	1
3	TCU	3
4	Texas Tech	8
5	Clemson	6
6	South Carolina	7
7	North Carolina	10
8	Florida	13
9	LSU	4
10	Cal State Fullerton	5
11	Florida Gulf Coast	12
12	Florida State	14
13	Arizona	9
14	St. John's	16
15	Stanford	17
16	Kentucky	NR
17	Oklahoma	24
18	Auburn	NR
19	Virginia	19
20	Mississippi	11
21	Arkansas	NR
22	Baylor	20
23	Houston	NR
24	Wake Forest	NR
25	East Carolina	25

### NCBWA TOP 25

Rank	Team	Points
1	Oregon State	2
2	Louisville	1
3	Texas Tech	4
4	TCU	3
5	Clemson	8
6	South Carolina	7
7	LSU	5
8	North Carolina	10
9	Florida	11
10	Florida State	12
11	Arizona	6
12	Florida Gulf Coast	16
13	St. John's	13
14	Cal State Fullerton	9
15	Oklahoma	15
16	Virginia	20
17	Stanford	19
18	Kentucky	27
19	Auburn	24
20	Arkansas	28
21	Baylor	14
22	Missouri	18
23	Ole Miss	17
24	Houston	NR
25	USF	23

### IN THE RANKINGS

Week	BA	CB	WA	D1	USA
PRE	NR	25	35	NR	NR
1	NR	19	NR	NR	—
2	NR	27	NR	NR	—
3	NR	NR	NR	NR	NR
4	NR	NR	NR	NR	NR
5	NR	NR	NR	NR	NR
6	NR	NR	NR	NR	NR
7	NR	NR	NR	NR	NR
8	NR	NR	NR	NR	NR

BA: Baseball America

CB: Collegiate Baseball

WA: National Collegiate Baseball Writer's Association

D1: D1Baseball.com

USA: USA Today Coaches Poll

# 2017 Sun Devil Baseball

#SUNDEVILPRIDE

## Regular Season Success (entering 2017 season)

- ASU has the highest winning percentage among all Pac-12 schools and the fourth-highest winning percentage among all NCAA schools at .708 (2,524-1,037-4) behind Texas (.728), Florida State (.729) and Miami (FL) (.710). ASU only includes its modern era (1959-present) in its record books, while the NCAA record book goes back to 1907.
- ASU's 2,524 wins in the modern era are tied for 23rd among all NCAA schools, but its 58 seasons are 11 fewer than the next closest team in the top 25 (Florida State at 69). 21 of those top 25 teams have over 100 years to their credit.
- ASU has finished the season nationally ranked in 45 seasons, including 27 times in the top 10, 22 in the top 5 and five No. 1
- ASU has notched 54 consecutive 30-win seasons, which is the most in the NCAA, and have won at least 30 games in 56 of the program's 58-year history in the modern era. The streak started with the 1963 season when ASU went 34-13. Florida State is second with 51 consecutive.
- ASU has 30 40-win seasons, 18 50-win seasons and four 60-win seasons

## Postseason Success

- 39 NCAA postseason appearances, sixth most in NCAA history, 32 NCAA Regional appearances and 19 Regional titles
- 22 CWS appearances are third in NCAA history (Texas, Miami (FL))
- 61 CWS wins are both the third-most in NCAA history (Texas, USC)
- 10 CWS final appearances, third most in NCAA history behind USC and Texas (five National Championships, five runner-ups)

## Pacing The Pac-12 In All-Conference Selections

ASU leads the Pac-12 with 34 First Team All-Conference selections since 2010

## A Tradition Of USA Collegiate Baseball

ASU has had 19 players on the USA Baseball Collegiate National Team since 1984, which is the fifth most among all NCAA schools behind Stanford (29), Cal State Fullerton (21), Miami (21) and Georgia Tech (20). A Sun Devil has been represented on the Collegiate National Team in 14 different seasons, which is fourth most behind Stanford (21), Cal State Fullerton (18) and Miami (17). Sun Devils Ryan Burr and Dustin Pedroia are the only two Devils to make the team in two separate seasons.

## Alone At The Top

ASU's 11 College Baseball Hall of Famers are the most from any single school in college baseball.

### ASU's National College Baseball Hall of Famers

Joe Arnold (ASU: 1968; HOF: 2015)  
Sal Bando (ASU: 194-65 HOF: 2013)  
Eddie Bane (ASU: 1971-73; HOF: 2008)  
Floyd Bannister (ASU: 1974-76; HOF: 2008)  
Alan Bannister (ASU: 1970-72; HOF: 2010)  
Jim Brock (ASU: 1972-94; HOF: 2007)  
Bob Horner (ASU: 1976-78; HOF: 2006)  
Mike Kelly (ASU: 1989-91; HOF 2015)  
Oddibe McDowell (ASU: 1983-84; HOF: 2011)  
Rick Monday (ASU: 1965; HOF: 2016)  
Bobby Winkles (ASU: 1959-71; HOF: 2006)

### National College Baseball Hall of Famers by School

Arizona State - 11  
Texas - 10  
Wichita State - 5  
Louisiana State - 4  
Miami - 4  
Michigan - 4  
Oklahoma State - 4  
USC - 4

## Success Against The Pac-12 Since 2000

- ASU is 15-2 in series' against Washington State with 5 sweeps (losing series in '10 and '13)
- ASU is 12-5 in series' against UCLA with 3 sweeps
- ASU is 11-7 in series' against USC with 3 sweeps
- ASU is 12-5 in series' against Cal with 5 sweeps
- ASU is 11-6 in series' against Washington with 5 sweeps
- ASU is 12-5 in series' (with 2 sweeps) against UA
- ASU is 10-8 in series' (with 4 sweeps) against Oregon State
- ASU is 7-1 in series' (with 2 sweeps) against Oregon
- ASU is 4-1 in series' (three sweeps) against Utah

The only school in the league with an advantage over ASU since 2000 is Stanford. The Devils are 8-9 in series vs. the Cardinal in that span (ASU: 5 sweeps / Stanford: 1)

ASU has played 151 Pac-10/12 conference series since 2000 and has won or swept 102 of those series (including 37 sweeps), which equates to 69 percent. Conversely, ASU has only been swept 5 times in that span (by Oregon State in '11, '16 and '17, and by Stanford and Oregon in '12).

## All-Time Records\*

All-time record: 2,535-1,049-4  
All-time conference: 832-493  
Ranked opponents (Since 2010): 71-65  
*24 wins over top-10 teams, including two road series wins over top-5 teams*  
Season openers: 46-12-1  
Doubleheaders: 490-143  
Conference openers: 29-26 all-time  
*(1-5 in Pac-12, 17-14 in Pac-10 10-7 in WAC)*  
Postseason: 169-78  
Regionals/Supers: 84-30/11-7  
College World Series: 61-38

*\*44 victories, Pac-10 championship, postseason appearance and College World Series berth in 2007 later vacated due to NCAA sanctions. Records do not reflect vacations.*

### Feeling the Draft

12 members of the 2017 squad have had their name called during the MLB draft, including five who were selected out of high school in the 2016 draft.

Player	Round	Team	Year
Jackson Willeford	12th	Royals	2012
Ryan Lillard	30th	Royals	2014
Jake Godfrey	21st	Braves	2014
Taylor Lane	40th	Brewers	2014
Tyler Williams	26th	Twins	2015
Fitz Stadler	32nd	Cubs	2015
Garvin Alston Jr.	37th	White Sox	2015
Lyle Lin	16th	Mariners	2016
Spencer Van Scoyoc	19th	Blue Jays	2016
Hunter Bishop	24th	Padres	2016
Carter Aldrete	37th	Red Sox	2016
Sam Ferri	38th	Yankees	2016

### MLB Devils: Spring Training Edition

A total of 17 Sun Devils will take part in Major League Baseball Spring Training this March, including 9 in the Grapefruit League and 8 in the Cactus League.

Jake Barrett -- Arizona Diamondbacks, RHP  
 Tuffy Gosewisch -- Seattle Mariners, C  
 Dustin Pedroia -- Boston Red Sox, INF  
 Deven Marrero -- Boston Red Sox, INF  
 Jason Kipnis -- Cleveland Indians, INF  
 Ian Kinsler -- Detroit Tigers, INF  
 Andrew Romine, Detroit Tigers, INF  
 Brady Rodgers, Houston Astros, RHP  
 Andrew Aplin, Houston Astros, OF  
 Kole Calhoun -- Los Angeles Angels of Anaheim, OF  
 Andre Ethier -- Los Angeles Dodgers, OF  
 Austin Barnes, Los Angeles Dodgers, C  
 Eric Sogard, Milwaukee Brewers, INF  
 Xorge Carrillo -- New York Mets, C  
 Trevor Williams, Pittsburgh Pirates, RHP  
 Mike Leake -- St. Louis Cardinals, RHP  
 Tony Barnette -- Texas Rangers, RHP

### From One Big Screen to the Next

Four Sun Devils for Life represented their countries in the 2017 World Baseball Classic, including **Xorge Carrillo** (2010-11) playing for his home country, Mexico; **Drew Maggi** (2009) representing team Italy; **Ike Davis** (2006-07) taking the field for team Israel; and **Ian Kinsler** (2002) donning red, white and blue for team USA.

### Today's Devils Are Tomorrow's Major Leaguers

- Most players taken in the MLB Draft since 2010 (55)
- ASU's 108 Major Leaguers since 1959 are the most in the nation
- The first-ever player drafted by the MLB was Sun Devil alum Rick Monday
- ASU is the only school at any level to have multiple No. 1 overall picks in June MLB Draft history
- Most unique first round players taken in the June MLB Draft with 20 - (excludes compensation picks and re-draftees)
- Most players drafted in a single year (15 in 2008)
- 414 MLB Draft Picks, more than any other school in the country.

### Movin' On Up

As has become commonplace at Arizona State, five Sun Devils heard their names called in the MLB Draft following the 2016 season. The Sun Devils have had five or more players drafted in 46 of the 52 MLB Drafts held since 1956 and five or more players have gotten the call in 13 of the last 14 seasons.

### 2016 Sun Devil MLB Draftees

Brian Serven, 5th round, Rockies  
 Colby Woodmansee, 10th round, Mets  
 Hever Bueno, 9th round, Rangers  
 David Greer, 10th round, Mariners  
 Seth Martinez, 17th round, Athletics

### Keeping the Tradition Alive

- Four Sun Devils made their debuts in the MLB during the 2016 season, bringing ASU's total to 108 all-time - the most among all NCAA schools since 1959. Jake Barrett (Diamondbacks) and Tony Barnette (Rangers) each saw their first Big League action in the opening month of the MLB season last year while Brady Rodgers (Astros) and Trevor Williams (Pirates) bookended things, appearing in the final month of the season.
- The Sun Devils have now had at least one major league player on their varsity roster each year from 1961 through 2013, which is the longest current streak in the nation. Thirty-three ASU baseball players have made their MLB debuts since 2002.

### 2016 Sun Devil MLB Debuts

Jake Barrett - Diamondbacks - April 5, 2016  
 Tony Barnette - Rangers - April 6, 2016  
 Brady Rodgers - Astros - Sept. 3, 2016  
 Trevor Williams - Pirates - Sept. 8 2016

# #MLBU



# 2017 Sun Devil Baseball

## ROSTER

### PITCHERS (18)

No.	Name	YR	B/T	HT	WT	Hometown (High School/Last School)
32	Garvin Alston, Jr.	So.	L/L	6'4"	190	Phoenix, Ariz. (Mountain Pointe)
6	Zach Dixon	So.	L/L	6'0"	184	Las Vegas, Nev. (Centennial)
7	Eder Erives	Sr.	R/R	6'0"	165	El Paso, Texas (Montwood)
14	Jake Godfrey	Jr.	R/R	6'3"	230	New Lenox, Ill. (Providence Catholic/LSU/NW Florida St.)
11	Connor Higgins	So.	R/L	6'5"	240	Orefield, Pa. (Parkland)
17	Ryan Hingst	Jr.	R/R	6'4"	191	El Paso, Texas (Franklin)
26	Chris Isbell	So.	R/R	6'0"	195	Scottsdale, Ariz. (Horizon)
45	Sean Keating	Fr.	L/L	6'3"	205	Salt Lake City, Utah (Bingham)
15	Eli Lingos	Jr.	L/L	6'0"	200	Temecula, Calif. (Great Oak)
8	Alec Marsh	Fr.	R/R	6'2"	215	Milwaukee, Wis. (Ronald Reagan)
3	Chaz Montoya	Fr.	L/L	6'0"	160	Glendale, Ariz. (Centennial)
39	James Ryan	So.	R/R	6'2"	185	Huntington Beach, Calif. (Marina)
29	Grant Schneider	Jr.	R/R	6'3"	210	Austin, Texas (Lake Travis)
22	Fitz Stadler	So.	R/R	6'9"	235	Glenbrook, Ill. (Glenbrook South)
48	Zane Strand	Fr.	R/R	6'5"	220	Chandler, Ariz. (Hamilton)
18	Reagan Todd	R-So.	L/L	6'3"	220	Centennial, Colo. (Regis Jesuit)
44	Spencer Van Scoyoc	Fr.	L/L	6'4"	205	Cedar Rapids, Iowa (Jefferson)
38	Tanner West	Fr.	L/L	6'2"	194	Albuquerque, N.M. (Volcano Vista)

### CATCHERS (4)

30	Zach Cerbo	Sr.	R/R	5'10"	190	Montville, N.J. (Bergen Catholic)
40	Nick Cheema	Fr.	R/R	5'11"	200	Weatherford, Texas (Aledo)
9	Sam Ferri	Fr.	R/R	5'11"	190	Norridge, Ill. (Notre Dame College Prep)
27	Lyle Lin	Fr.	R/R	6'1"	200	Taipei, Taiwan (JSerra Catholic)

### INFELDERS (5)

21	Carter Aldrete	Fr.	R/R	6'2"	200	Monterey, Calif. (Monterey)
47	Taylor Lane	Jr.	R/R	6'4"	205	Chesapeake, Va. (IMG/Florida/NW Florida St.)
10	Jeremy McCuin	So.	S/R	6'1"	192	Gilbert, Ariz. (Perry)
4	Andrew Snow	Jr.	R/R	6'1"	185	Woodland, Calif. (Jesuit)
19	Jackson Willeford	R-Sr.	L/R	5'9"	185	Ramona, Calif. (Ramona/UA/Cypress)

### OUTFIELDERS (6)

24	Hunter Bishop	Fr.	L/R	6'5"	210	Palo Alto, Calif. (Serra)
12	Gage Canning	So.	L/R	5'11"	178	Ramona, Calif. (Ramona)
37	Myles Denson	Fr.	R/R	6'2"	180	Las Vegas, Nev. (Bishop Gorman)
5	Ryan Lillard	Jr.	L/R	6'1"	200	Urbandale, Iowa (Urbandale)
16	Andrew Shaps	Jr.	L/L	6'1"	195	Paradise Valley, Ariz. (Chaparral)
25	Tyler Williams	So.	R/R	6'3"	225	Peoria, Ariz. (Raymond S. Kellis)

- 13**    **Head Coach:** Tracy Smith  
**2**     **Assistant Coach/Recruiting Coordinator:** Ben Greenspan  
**31**    **Assistant Coach:** Fred Nori  
**23**    **Volunteer Assistant Coach:** Michael Earley  
      **Director of Operations:** Brendan Cunningham  
      **Sports Medicine/Rehabilitation:** Jesse Lowman  
      **Strength and Conditioning:** Jason Robbins

### NUMERICAL

3	Chaz Montoya	6-0	160	L/L	LHP	Fr.	Glendale, Ariz. (Centennial)
4	Andrew Snow	6-1	185	R/R	INF	Jr.	Woodland, Calif. (Jesuit)
5	Ryan Lillard	6-1	200	L/R	OF/INF	Jr.	Urbandale, Iowa (Urbandale)
6	Zach Dixon	6-0	184	L/L	LHP	So.	Las Vegas, Nev. (Centennial)
7	Eder Erives	6-0	165	R/R	RHP	Sr.	El Paso, Texas (Montwood)
8	Alec Marsh	6-2	215	R/R	RHP	Fr.	Milwaukee, Wis. (Ronald Reagan)
9	Sam Ferri	5-11	190	R/R	C	Fr.	Norridge, Ill. (Notre Dame College Prep)
10	Jeremy McQuin	6-1	192	S/R	IF	So.	Gilbert, Ariz. (Perry)
11	Connor Higgins	6-5	240	R/L	LHP	So.	Orefield, Pa. (Parkland)
12	Gage Canning	5-11	178	L/R	OF	So.	Ramona, Calif. (Ramona)
14	Jake Godfrey	6-3	230	R/R	RHP	Jr.	New Lenox, Ill. (Providence Catholic/LSU/NW Florida St.)
15	Eli Lingos	6-0	200	L/L	LHP	Jr.	Temecula, Calif. (Great Oak)
16	Andrew Shaps	6-1	195	L/L	OF	Jr.	Paradise Valley, Ariz. (Chaparral)
17	Ryan Hingst	6-4	200	R/R	RHP	Jr.	El Paso, Texas (Franklin)
18	Reagan Todd	6-3	220	L/L	LHP/INF	R-So.	Centennial, Colo. (Regis Jesuit)
19	Jackson Willeford	5-9	185	L/R	INF	R-Sr.	Ramona, Calif. (Ramona/UA/Cypress)
21	Carter Aldrete	6-2	200	R/R	INF	Fr.	Monterey, Calif. (Monterey)
22	Fitz Stadler	6-9	235	R/R	RHP	So.	Glenview, Ill. (Glenbrook South)
24	Hunter Bishop	6-5	210	L/R	OF	Fr.	Palo Alto, Calif. (Serra)
25	Tyler Williams	6-3	225	R/R	OF	So.	Peoria, Ariz. (Raymond S. Kellis)
26	Chris Isbell	6-0	195	R/R	RHP	So.	Scottsdale, Ariz. (Horizon)
27	Lyle Lin	6-1	200	R/R	C/INF	Fr.	Taipei, Taiwan (JSerra Catholic)
29	Grant Schneider	6-3	210	R/R	RHP	Jr.	Austin, Texas (Lake Travis)
30	Zach Cerbo	5-10	190	R/R	C	Sr.	Montville, N.J. (Bergen Catholic)
32	Garvin Alston Jr.	6-4	190	L/L	LHP	So.	Phoenix, Ariz. (Mountain Pointe)
37	Myles Denson	6-2	180	R/R	OF	Fr.	Las Vegas, Nev. (Bishop Gorman)
38	Tanner West	6-2	194	L/L	LHP	Fr.	Albuquerque, N.M. (Volcano Vista)
39	James Ryan	6-2	185	R/R	RHP	So.	Huntington Beach, Calif. (Marina)
40	Nick Cheema	5-11	200	R/R	C	Fr.	Weatherford, Texas (Aledo)
44	Spencer Van Scoyoc	6-4	205	L/L	LHP/INF	Fr.	Cedar Rapids, Iowa (Jefferson)
45	Sean Keating	6-3	205	L/L	LHP	Fr.	Salt Lake City, Utah (Bingham)
47	Taylor Lane	6-4	205	R/R	INF	Jr.	Chesapeake, Va. (IMG/Florida/NW Florida St.)
48	Zane Strand	6-5	220	R/R	RHP	Fr.	Chandler, Ariz. (Hamilton))

### PRO-NUN-SEE-AY-SHUNS

Carter Aldrete - AL-dreh-tee  
 Garvin Alston Jr. - GAR (like Garfield)-vin ALL (like ALL of the above)-stun  
 Zach Cerbo - ser-BO  
 Nick Cheema - CHEE-muh  
 Eder Erives - eh-DER eh-REE-vez  
 Sam Ferri - FAIR-ee  
 Ryan Hingst - HEENGst  
 Chris Isbell - IZ-bell  
 Eli Lingos - leen-GOES  
 Jeremy McQuin - mic-CUE-in  
 Grant Schneider - SHNEYE-der  
 Reagan Todd - RAY-gan  
 Spencer Van Scoyoc - Van SCOY

### ALPHABETICAL

No.	Name	Pos.
21	Carter Aldrete	INF
32	Garvin Alston Jr.	LHP
24	Hunter Bishop	OF
12	Gage Canning	OF
30	Zach Cerbo	C
40	Nick Cheema	C
37	Myles Denson	OF
6	Zach Dixon	LHP
7	Eder Erives	RHP
9	Sam Ferri	C
14	Jake Godfrey	RHP
11	Connor Higgins	LHP
17	Ryan Hingst	RHP
26	Chris Isbell	RHP
45	Sean Keating	LHP
47	Taylor Lane	INF
5	Ryan Lillard	INF
27	Lyle Lin	C
15	Eli Lingos	LHP
8	Alec Marsh	RHP
10	Jeremy McQuin	IF
3	Chaz Montoya	LHP
39	James Ryan	RHP
29	Grant Schneider	RHP
16	Andrew Shaps	OF
4	Andrew Snow	INF
22	Fitz Stadler	RHP
48	Zane Strand	RHP
18	Reagan Todd	LHP/INF
44	Spencer Van Scoyoc	LHP/INF
38	Tanner West	LHP
19	Jackson Willeford	INF
25	Tyler Williams	OF

### BY POSITION

Catchers	4
Pitchers	18
Infielders	7
Outfielders	6

\*Players with multiple position included

### BY CLASS

Seniors	3
Juniors	8
Sophomores	10
Freshmen	12

### BATTING

Lefties	7
Righties	9
Switch	1

### PITCHING

Righties	9
Lefties	9

# 2017 Sun Devil Baseball

## LAST TIME

### Hitting Categories

Hit a grand slam.....	Brian Serven, May 4, 2014 at Oklahoma State (L, 14-12)
Hit a walkoff HR.....	Colby Woodmansee, February 13, 2015 vs. Oklahoma State (solo shot in 10th inning)
Led off the game with a HR.....	Kasey Coffman, March 3, 2013 vs Gonzaga (T, 6-6)
Hit for the cycle.....	Travis Buck, March 7, 2003 vs. Southern Utah (W, 19-0)
Hit for the cycle to open the game.....	April 27, 2003 vs. Washington State (HR/2B/1B/3B)
Hit back-to-back HRs.....	Colby Woodmansee and Joey Bielek, May 22, 2015 at USC (1st inning, one-out)
Hit back-to-back-to-back HRs.....	Max Rossiter (3-run), RJ Ybarra and Trevor Allen, May 5, 2013 vs Stan.
Hit two HR in one game.....	Sebastian Zawada, March 6, 2016 vs. Eastern Michigan (W, 8-1)
Hit three HRs in one game.....	Joey DeMichele, May 1, 2011 vs Stanford (TIES ASU RECORD)
Had five hits in one game.....	Johnny Sewald, May 9, 2015 vs UCLA (went 5-for-7)
Had six hits in one game.....	Travis Buck, March 13, 2005 vs Western Illinois (went 6-for-8, 3 RBI)
Had seven hits in one game.....	Jerry Mantlo, February 6, 1972 vs. Michigan
Had three doubles in one game.....	Jake Peevyhouse, March 29, 2014 at No. 15 UCLA
Had four doubles in one game.....	Travis Buck, February 28, 2004 vs. Connecticut (W, 16-5)
Hit two triples in one game.....	Joey DeMichele, May 6, 2011 vs. Long Beach State
Had seven RBI in one game.....	Andy Workman, May 8, 2011 vs. Long Beach State (W, 17-9)
Had eight RBI in one game.....	Kiel Roling, March 17, 2007 vs. Maine
Had nine RBI in one game.....	Jeremy West, April 27, 2003 vs. Washington State
Stole four bases in one game.....	Drew Maggi, April 10, 2010 at Washington St. (TIES ASU RECORD)
Stole home.....	Colby Woodmansee, March 6, 2016 vs. Eastern Michigan (W, 8-1)
Struck out four or more times in one game.....	Gage Canning, March 25, 2016 vs. Utah (4K's in W, 5-0)
Hitter stranded six runners on base.....	Jordan Aboites (6), February 23, 2016 vs. Nevada (L, 11-5)
Recorded 13 total bases.....	Jeremy West (14), April 27, 2003 vs. Washington State (3 HR, 2 1B)
Had an inside the park home run.....	Trevor Allen, March 1, 2012 vs. St. Louis
Scored five runs in one game.....	Kiel Roling, February 4, 2007 vs. Southern Utah (5 R)
Was hit by a pitch two or more times.....	Daniel Williams, February 20, 2016 vs. Xavier (2x in W, 8-2)
Opponent hit two HRs in one game.....	D.J. Peterson (New Mexico), April 9, 2012 at New Mexico (L, 15-6)
Opponent hit a walkoff HR.....	Kevin Williams (UCLA), March 16, 2012 at Jackie Robinson Stadium (Solo HR in 9th inning)
Opponent hit a leadoff HR.....	Andy Lentz (Washington), May 17, 2008 at Packard Stadium (off Josh Satow)

### Pitching Categories

Threw a no-hitter.....	Ryan Hingst, March 25, 2016 vs. Utah, (W, 5-0)
Threw a perfect game.....	Eddie Bane, March 2, 1973, vs. Cal State Northridge (W, 9-0)
Threw a one-hitter.....	Brian Flores, May 20, 2007 at Oregon State (W, 8-1)
Threw a two-hitter.....	Will Waldrip, Jan. 23, 1999 vs. Hawaii-Hilo (W, 3-0)
Were no-hit.....	Phil Keller, March 23, 1970 vs. Stanford (L, 1-0)
Were one-hit.....	Sean Silva/Brent Wheatley, April 12, 2013 vs. USC (L, 5-0)
Threw a complete game.....	Ryan Hingst, March 25, 2016 vs. Utah (W, 5-0)
Threw a complete game shutout.....	Ryan Hingst, March 25, 2016 vs. Utah (W, 5-0)
Threw back-to-back complete games.....	Trevor Williams, 3/1/13 vs. Pacific (W, 8-1) and 3/9 vs. Long Beach State (W, 4-0)
Threw back-to-back complete game shutouts.....	Brady Rodgers/Kramer Champlin, May 20 and 21, 2011 at Washington
Had an opposing pitcher throw a complete game.....	Tyler Davis, April 18, 2015 at Washington (W, 4-3)
Shut out an opponent (one or more pitchers).....	March 25, 2016 vs. Utah (5-0 W)
Were shutout.....	May 15, 2015 vs Washington State (WSU 1, ASU 0 (10))
Struck out 10 or more batters in a game.....	Seth Martinez (11), March 12, 2016, vs. UC Davis (8.0 IP)
Struck out 15 or more batters in a game.....	Mike Leake (15), May 30, 2009 vs. Oral Roberts (CG, 4-1 Win in Tempe Regional)
Had an opposing pitcher strike out 10 or more Sun Devils.....	Chris Mathewson (12), Feb. 26, 2016 (L, 5-2)
Did not walk a batter.....	Ryan Kellogg, May 14, 2015 vs Washington State (W, 5-0)
Recorded 10 wins in a season.....	Ryan Kellogg, 11-1 (2013)
Hit three batters in a game.....	Brett Lilek (3), April 4, 2015 at Utah (W, 6-5)

### Fielding Categories

Had no errors in back to back games.....	
Committed three or more errors in one game.....	Andrew Snow (3), Feb. 17, 2017 vs. Northwestern
Had 16 or more putouts in one game.....	Zach Wilson (20), First Base, April 21, 2011 at Cal
Had 20 or more put outs in one game.....	Zach Wilson (20), First Base, April 21, 2011 at Cal
Had eight or more assists in one game.....	Jeremy McQuin (8), Shortstop, Feb. 17, 2017 vs. Northwestern
Caught and pitched in the same inning.....	Jordan Swagerty, March 17, 2010 vs. USC (2x in 2010)
Turned five double plays in one game.....	5, April 25, 2010, vs. Washington (TIES ASU RECORD)
Turned a triple play.....	Eric Sogard (2B), Brett Wallace (1B) and Andrew Romine SS, February 27, 2007 at Arizona

### Scoring and Misc. Categories

Recorded 20+ hits.....	23, April 28, 2010 vs. San Francisco (W, 21-3)
Recorded 20+ hits in back-to-back games.....	22 and 22, February 3-4, 2007 vs. Southern Utah
Scored 20+ runs.....	21, April 28, 2010, vs. San Francisco (W, 21-3)
Scored 30+ runs.....	30, March 13, 2005 vs. Western Illinois (W, 30-13 in Baton Rouge, La.)
Scored 10+ runs in one inning.....	11, April 26, 2015 vs. Tennessee Tech (W, 16-4)
Left 15+ runners on base in one game.....	15, March 5, 2016 vs. Eastern Michigan (W, 5-4 (11))
Surrendered a ninth inning lead.....	March 4, 2017 vs. LMU (led 2-1, lost 3-2)
Swept a three-game Pac-12 series.....	March 27-29, 2015 vs. Stanford (7-6, 6-3, 14-6)
Were swept in a Pac-12 series.....	March 17-19, 2017 vs. Oregon State (0-2, 1-10, 0-4)
Were swept in a Pac-12 series at home.....	March 17-19, 2017 vs. Oregon State (0-2, 1-10, 0-4)
Played in extra innings.....	11, March 24, 2017 vs. USC (L, 4-5)
Played in 14+ innings.....	14, March 9, 2016 at Cal State Fullerton (W, 2-1 W)
Played back-to-back extra inning games.....	March 9, 11 and 12, 2016, vs. Cal State Fullerton/UC Davis (14, 11 and 12 innings)
Played a game lasting 5+ hours.....	5 hours, 12 minutes, May 30, 2015 vs. Cal State Fullerton in Fullerton Regional (L, 3-2 (14)))



# 2017 Sun Devil Baseball

## RECORDS/AT A GLANCE

### Record When...

Overall .....	11-12	Scoring 0-2 runs .....	1-5	After 6 leading .....	8-2
Conference .....	1-5	..... 3-5 runs .....	3-7	..... trailing .....	2-9
Non-Conference .....	10-7	..... 6-9 runs .....	5-0	..... tied .....	1-1
Home games .....	9-8	..... 10+ runs .....	2-0	After 7 leading .....	8-1
Away games .....	2-4	Opponent 0-2 runs .....	4-1	..... trailing .....	2-11
Neutral site .....	0-0	..... 3-5 runs .....	5-4	..... tied .....	1-0
Day games .....	4-7	..... 6-9 runs .....	2-3	After 8 leading .....	9-1
Night games .....	7-5	..... 10+ runs .....	0-4	..... trailing .....	2-10
vs Left starter .....	2-4	Scored in 1st inning .....	1-5	..... tied .....	0-1
vs Right starter .....	9-8	Opp. scored in 1st .....	5-5	Made 0 errors .....	2-3
1-Run games .....	4-2	Scores first .....	2-6	... 1 error .....	4-4
2-Run games .....	1-1	Opp. scores first .....	9-6	... 2+ errors .....	5-5
5+Run games .....	3-4	Hit 0 home runs .....	6-10	Opp. made 0 errors .....	3-4
Extra innings .....	1-1	... 1 home run .....	4-0	..... 1 error .....	3-6
Shutouts .....	1-2	... 2+ home runs .....	1-2	..... 2+ errors .....	5-2
		Opponent 0 home runs .....	9-9	Out-hit opponent .....	8-1
		..... 1 home run .....	1-3	Out-hit by opponent .....	3-9
		..... 2+ HRs .....	1-0	Hits are tied .....	0-2

### A Look At the Pitching Staff

#### Arizona State Starters

Pitcher	Starts/QS	Pct.	PC/Start	IP/Start	ER Against/Start	Runs For/Start	PCK	DP	Team Record
Eli Lingos	6/4	67%	600/100.0	38.1/6.1	13/2.2	12/2.0	2	2	4-2
Ryan Hingst	4/0	0%	262/65.5	13.0/3.1	8/2.0	2/0.5	1	2	2-2
Spencer Van Scoyoc	6/1	17%	460/76.7	24.2/4.0	8/1.3	9/1.5	0	3	2-4
Zach Dixon	3/0	0%	152/50.7	6.1/2.1	7/2.3	0/0.0	0	0	2-1
Jake Godfrey	1/0	0%	66/66.0	3.2/3.2	5/5.0	2/2.0	0	0	0-1
Fitz Stadler	1/0	0%	51/51.0	2.0/2.0	4/4.0	0/0.0	0	0	0-1
Eder Erives	1/0	0%	100/100.0	4.2/4.2	2/2.0	0/0.0	0	0	0-1
Chaz Montoya	1/0	0%	90/90.0	5.2/5.2	0/0.0	7/7.0	0	0	1-0

#### Arizona State Bullpen (Relief Appearances Only)

Reliever	Last App	IP	H	R	ER	BB	SO	SV	IR/Scored	1st Bat. Faced/Ret.
Garvin Alston	3/7 vs. CSUF	2.1	3	4	4	2	4	0	2/1	2/2
Zach Dixon	3/26 vs. USC	1.0	0	0	0	0	0	0	0/0	1/1
Eder Erives	3/25 vs. USC	6.0	5	4	2	5	9	1	2/1	3/5
Jake Godfrey	3/24 vs. USC	15.2	16	8	7	8	15	1	11/1	7/5
Connor Higgins	3/28 vs. UNLV	9.2	11	5	4	4	12	1	6/1	7/3
Ryan Hingst	3/26 vs. USC	5.0	6	0	0	2	3	0	5/2	6/6
Chris Isbell	2/20 vs. Oklahoma State	0.2	2	2	2	0	0	0	2/0	1/1
Alec Marsh	3/28 vs. UNLV	6.1	8	1	1	2	5	0	6/6	4/2
Chaz Montoya	3/18 vs. OSU	9.0	13	9	9	7	12	1	15/4	10/4
James Ryan	3/7 vs. CSUF	6.2	8	7	7	0	3	0	11/4	5/4
Grant Schneider	3/8 vs. CSUF	8.0	17	11	9	4	8	0	3/0	5/4
Fitz Stadler	3/12 vs. LBSU	11.0	6	3	3	1	5	0	5/1	5/5
Zane Strand	2/18 vs. Northwestern	0.2	0	1	1	1	1	0	0/0	1/1
Reagan Todd	3/26 vs. USC	17.2	19	13	11	8	15	1	10/4	9/6
Tanner West	3/12 vs. LBSU	4.2	4	3	2	5	4	0	7/2	4/3

# 2017 Sun Devil Baseball

## NATIONAL RANKS/CONFERENCE RANKS/TEAM RANKS

### NATIONAL RANKINGS

Team			
Category	Nat'l	Pac-12	Value
Batting Average (295 ranked)	161	9	0.263
Double Plays (295 ranked)	123	4	18
Double Plays Per Game (295 ranked)	121	4	0.78
Doubles (295 ranked)	177	8	36
Doubles Per Game (295 ranked)	177	8	1.57
Earned Run Average (295 ranked)	160	11	4.88
Hit Batters (295 ranked)	137	3	22
Hits (295 ranked)	157	5	205
Hits Allowed Per Nine Innings (295 ranked)	176	11	9.67
Runs (295 ranked)	198	8	110
Sacrifice Bunts (292 ranked)	202	10	9
Sacrifice Flies (293 ranked)	83	5	10
Shutouts (105 ranked)	110	10	1
Stolen Bases (295 ranked)	162	5	20
Stolen Bases Per Game (295 ranked)	165	5	0.87
Strikeouts Per Nine Innings (295 ranked)	154	7	7.7
Triples (264 ranked)	70	4	7
Triples Per Game (289 ranked)	81	5	0.30
WL Pct (295 ranked)	154	9	0.478

### Individual

Category	Name	Nat'l	Pac-12	Value
Games Started	Eli Lingos	24	3	6
	Spencer Van Scoyoc	24	3	6
Batting Average	Lyle Lin	244	10	.356
Hits Allowed Per Nine Innings	Spencer Van Scoyoc	135	11	6.57
Sacrifice Bunts	Jeremy McCuin	88	5	4
Toughest to Strike Out	Andrew Shaps	69	3	12.5
Triples	Gage Canning	8	1	4
Triples per Game	Gage Canning	19	2	0.17
Victories	Eli Lingos	143	10	3

### Pac-12 RANKINGS (3/27)

#### TEAM

Batting Avg	9th, .261
Slugging %	9th, .360
OBP	9th, .335
Runs Scored	t-8th, 105
Hits	t-6th, 196
Doubles	t-6th, 35
RBI	9th, 95
Stolen Bases	t-5th, 18
Walks	9th, 75
ERA	11th, 4.92
Opponent Avg	10th, .275
Hits Allowed	t-10th, 214
Walks Allowed	11th, 110
Home Runs Allowed	t-4th, 8
Strikeouts	6th, 169
Fielding %	10th, .961
Double Plays	4th, 16

#### INDIVIDUAL

Batting Avg	Lyle Lin	8th, .360
Runs		
Hits	Lyle Lin	t-7th, 31
RBIs		
Triples	Gage Canning	t-2nd, 3
Home Runs		
Sac Bunts	Jeremy McCuin	t-4th, 4
ERA		
Strikeouts	Eli Lingos	9th, 32
K's Looking		
Wins	Eli Lingos	t-7th, 3
Opponent Average		
Games in Relief	Chaz Montoya	t-9th, 10
Pick Offs	Eli Lingos	t-4th, 2
IP	Eli Lingos	6th, 38.1
Assists	Carter Aldrete	2nd, 68

### 2017 SUN DEVIL LEADERS

#### Batting Average

Lyle Lin	.356
Zach Cerbo	.333
Hunter Bishop	.302

#### Slugging Percentage

Zach Cerbo	.485
Tyler Williams	.458
Hunter Bishop	.442

#### On-Base Percentage

Zach Cerbo	.465
Hunter Bishop	.426
Lyle Lin	.414

#### Total Bases

Lyle Lin	38
Gage Canning	38
Carter Aldrete	34

#### Hits

Lyle Lin	32
Gage Canning	24
Carter Aldrete	23

#### RBI

Lyle Lin	15
Carter Aldrete	12
Tyler Williams	12

#### HR

Tyler Williams	3
Carter Aldrete	2
Andrew Shaps	2

#### Runs Scored

Gage Canning	16
Andrew Shaps	13
Ryan Lillard	11

#### Stolen Bases

Andrew Shaps	4
Hunter Bishop	3
5 tied	2

#### Walks

Jackson Willeford	9
Hunter Bishop	9
Andrew Shaps	8
Zach Cerbo	8

#### IP

Eli Lingos	38.1
Spencer Van Scoyoc	24.2
Jake Godfrey	19.1

#### Strikeouts

Eli Lingos	32
Chaz Montoya	21
2 tied	15

#### Wins

Eli Lingos	3
Jake Godfrey	2
Chaz Montoya	2

#### ERA

Alec Marsh	1.42
Spencer Van Scoyoc	2.92
Eli Lingos	3.05

#### Saves

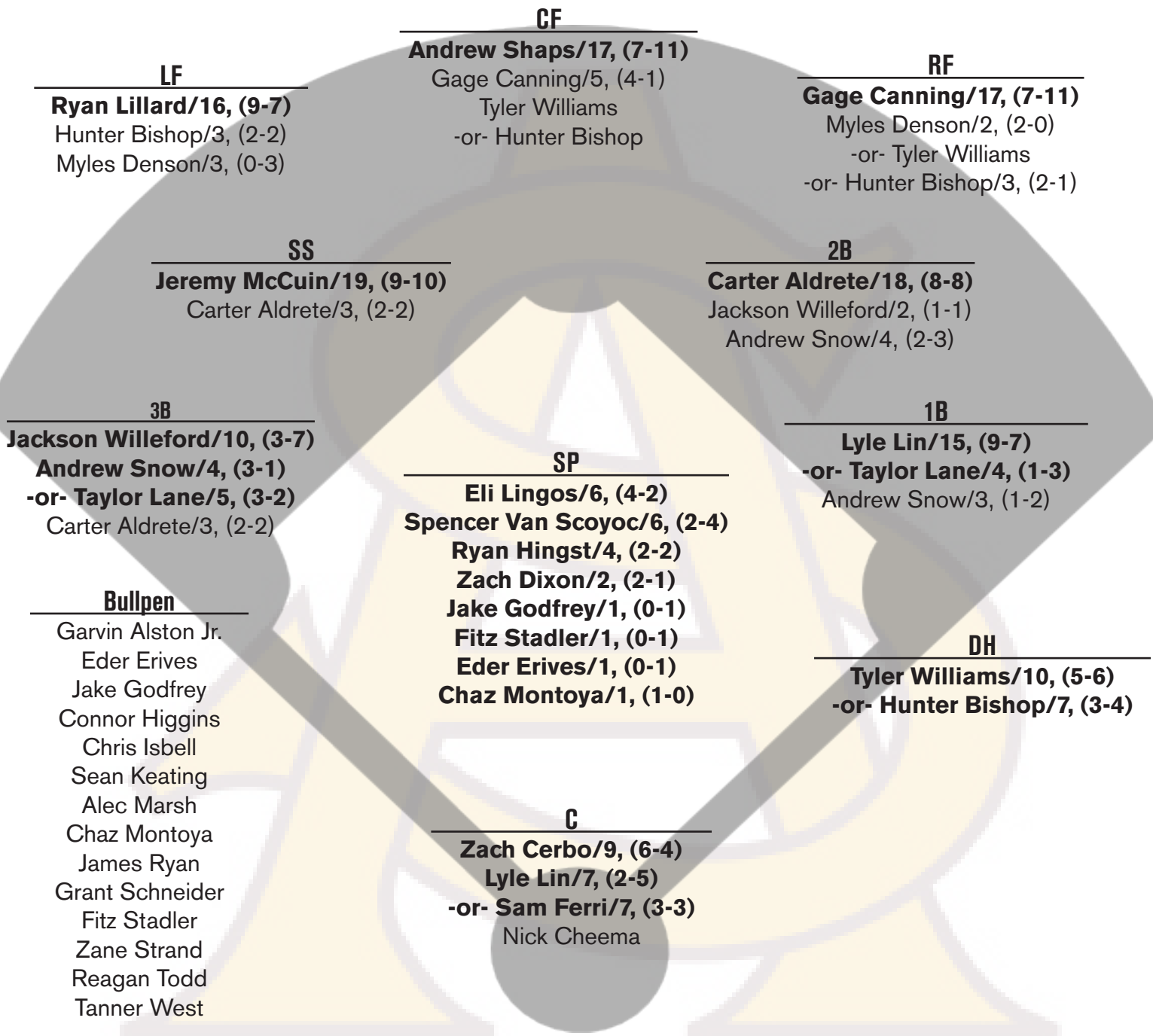
Chaz Montoya	1
Reagan Todd	1
Connor Higgins	1
Jake Godfrey	1
Eder Erives	1

#### Games Started

Eli Lingos	6
Spencer Van Scoyoc	6
Ryan Hingt	4

# 2017 Sun Devil Baseball

## DEPTH CHART/PROJECTED STARTERS





# 2017 Sun Devil Baseball

HEAD COACH TRACY SMITH



## TRACY SMITH - HEAD COACH - THIRD SEASON (21st OVERALL)

Tracy Smith, the 2013 National Coach of the Year, was hired as the fifth head baseball coach in program history on June 24, 2014, and enters his third season at the helm of the Sun Devil baseball program.

Smith has established a reputation of evaluating and developing talent as more than 50 student-athletes since 2000 improved their stock in the Major League Baseball Draft under Smith's tutelage, including four who became first-round draft picks after going undrafted out of high school.

In 20 total years as a head coach, Smith has seen 68 of his players selected in the MLB Draft, including 61 draftees since 2000 and 31 in the first 10 rounds. He has mentored 36 Major League Baseball draft picks over the past eight seasons, including the fourth overall pick in the 2014 Major League Baseball June Amateur Draft (Kyle Schwarber) and three first-round selections in the 2009 MLB June Draft (Eric Arnett, Josh Phegley, Matt Bashore).

In 2016, Smith piloted the Sun Devils to a regional final for the time since 2013. The Sun Devils' 36 wins were the most in the past three years and they finished tied for third in the Pac-12. Five players were selected in the 2016 Major League Baseball Draft, marking 14 total players who have been taken in the draft during Smith's tenure.

Eight Devils earned All-Pac-12 honors on the season, including first team selections David Greer, Seth Martinez, Brian Serven and Colby Woodmansee. All four players would go on to be selected in the MLB draft with Greer (third team), Martinez (second team) and Woodmansee (third team) earning Louisville Slugger All-America accolades.

Smith was instrumental in Sun Devil Baseball's signing of the nation's top recruiting class in 2016, which included eight players who had been drafted by the Major League out of high school.

In his first season at ASU, Smith led the Sun Devils to a postseason berth, a third-place finish in the Pac-12 and 30-plus wins.

He became one of five active coaches, and one of eight all-time, to bring three different Div. I schools to NCAA Regional play as he guided the Sun Devils to a No. 2 seed in the Fullerton Regional in 2015.

He has amassed a 675-503-1 career record in 20 seasons as a head coach at three different schools, including nine seasons at both Miami (Ohio) and Indiana, and one year at Arizona State. His 675 victories rank in the top 50 among active coaches in the NCAA, and his 20 seasons represent the sixth-shortest number of years on the list.

Smith instituted a change in culture at Arizona State and his demand for excellence both on and off the field was represented as the Devils led the Pac-12 in both all-conference and all-academic honorees in 2014.

Nineteen players have earned Pac-12 All-Academic honors in Smith's first two seasons, tied for the most in Sun Devil history for a two-year span. ASU's 10 selections in Smith's first season led the Pac-12.

His emphasis on defense became evident right away as ASU vastly improved its fielding percentage and lowered its number of errors committed in Smith's first season. The Devils finished fourth in the Pac-12 in both categories in 2015 after ranking near the bottom of the conference from 2010-14.

An accomplished fundraiser, Smith played a huge role in helping transition the Sun Devil Baseball program into Phoenix Municipal Stadium. His vision saw a renovated clubhouse, complete with an alumni locker room and an academics center, as well as an increased prominence on the program's historical accomplishments. Capital improvements included a state-of-the-art video board, batting tunnel, a weight room and training room, creation of a grass berm and patio installations, and premium seating options.

Smith earned National Coach of the Year honors and was a unanimous choice for Big Ten Coach of the Year after he led IU to the school's only College World Series appearance in 2013. The following season in 2014, Smith led the Hoosiers to the No. 4 national seed in the NCAA Tournament, the first national seed in Big Ten baseball history.

Smith came to Tempe with 18 years of experience as a collegiate head coach, including nine at Miami University (Ohio) and nine at IU, where he was two-time Big Ten Coach of the Year. He led both programs to a pair of NCAA Regional appearances and more than 600 combined career victories.

He tallied more than 40 wins in each of the past two seasons at IU and led the Hoosiers to consecutive Big Ten Conference Championships for the first time in school history. IU won the Big Ten regular season and B1G Tournament title in 2013, marking the school's first regular season conference championship since 1949 and the first outright crown since 1932, and advanced to the 2013 College World Series, which ended the Big Ten's 29-year CWS absence.

Smith took an IU program that had finished 10th in the Big Ten six times in an eight-year stretch between 2000 and 2007, and led the Hoosiers to an NCAA Regional in 2009 and to the College World Series in 2013. IU notched a program-best 21 conference wins in 2014 and secured eight first team All-Big Ten selections to tie a conference mark for most first team honorees from one school.

He began his coaching career as head coach at Miami University-Middletown in 1990, served as an assistant coach at Miami (Ohio) from 1993-94 and was the pitching coach at IU from 1995-96.

A four-year letterwinner at Miami (Ohio), Smith was a pitcher and an infielder for the RedHawks, and played three minor league seasons in the Chicago Cubs organization. He also participated in 1992 Major League Scouting Bureau's Professional Scout School as a representative of the Cubs.

Born Feb. 14, 1966, Smith graduated with a bachelor's degree in Education from Miami (Ohio) in 1989 and completed a master's degree in Sport Organization from Miami (Ohio) in 1992.

A native of Kentland, Ind., Smith and his wife, Jaime, have three sons, Casey, Ty and Jack. Casey was a four-year letterwinner on the Hoosier baseball team while Ty was a member for the IU football team. Jack is currently a quarterback on the Sun Devil football team.

Season	Team	Overall	Conference (Standing)	Postseason
1997	Miami (OH)	27-28	17-13 (4th)	MAC Tournament
1998	Miami (OH)	33-26	17-13 (3rd - East)	MAC Tournament
1999	Miami (OH)	34-27	20-12 (2nd - East)	MAC Tournament
2000	Miami (OH)	40-23	16-12 (3rd - East)	NCAA Regional
2001	Miami (OH)	35-25	16-12 (4th - East)	MAC Tournament
2002	Miami (OH)	31-28	16-12 (3rd - East)	MAC Tournament
2003	Miami (OH)	36-24-1	19-9 (2nd - East)	MAC Tournament
2004	Miami (OH)	36-21	14-8 (1st - East)	MAC Tournament
2005	Miami (OH)	45-18	17-4 (1st - East)	NCAA Regional
	<b>Miami (OH)</b>	<b>317-220-1</b>	<b>152-95</b>	
2006	Indiana	22-34	11-21 (10th)	
2007	Indiana	19-35	8-23 (10th)	
2008	Indiana	31-30	15-17 (6th)	Big Ten Tournament
2009	Indiana	32-27	16-7 (3rd)	NCAA Regional
2010	Indiana	28-27	12-12 (t-5th)	Big Ten Tournament
2011	Indiana	30-25	11-13 (7th)	
2012	Indiana	32-28	16-8 (2nd)	Big Ten Tournament
2013	Indiana	49-16	17-7 (1st)	College World Series
2014	Indiana	44-15	21-3 (1st)	First-ever Big 10 National Seed
	<b>Indiana</b>	<b>287-237</b>	<b>127-111</b>	
2015	Arizona State	35-23	18-12 (t-3rd)	NCAA Regional
2016	Arizona State	36-23	16-14 (t-3rd)	NCAA Regional
2017	Arizona State	11-12	1-5	
	<b>Arizona State</b>	<b>82-58</b>	<b>35-31</b>	
	<b>Total</b>	<b>686-515-1</b>	<b>314-234</b>	



### **BEN GREENSPAN - ASSISTANT COACH/RECRUITING COORDINATOR**

- Ben Greenspan enters his third season at Arizona State University as assistant coach and recruiting coordinator, and works primarily with the team's offense and catchers.

- Excelling in his recruiting coordinator position, Greenspan assembled the No. 1 recruiting class in the nation in 2016 according to Collegiate Baseball Newspaper. The class is headlined by Hunter Bishop, who was rated the 15th best outfielder in the nation by Perfect Game. Bishop is joined by Chaz Montoya, the No. 1 left-handed pitcher in Arizona, and Carter Aldrete, the 23rd best shortstop in the nation according to Perfect Game.

- Catcher Brian Serven earned First Team All-Pac-12 recognition in 2016, as well as Pac-12 All-Academic honorable mention and was a semifinalist for the Johnny Bench Award, given to the nation's top catcher. His prowess on both sides of the plate was evident as he became just the fifth catcher in school history to lead the team in home runs and he caught 17 runners stealing, the most by a Sun Devil since 2009. Serven was the first Devil to go in the 2016 MLB Draft, going in the fifth round to the Colorado Rockies.

- Also excelling at the plate under Greenspan was first baseman David Greer, who also earned a First Team All-Conference selection as well as earning a spot on the Louisville Slugger All-America third team. The Arizona-native finished his junior campaign first in the conference in doubles and total bases, second in slugging percentage and third in runs scored. Greer was taken in the 10th round of the 2016 MLB Draft by the Seattle Mariners.

- Greenspan mentored some of the most prolific hitters in IU program history, including two-time All-American catcher Kyle Schwarber, current Oakland Athletics catcher Josh Phegley, and 2010 Big Ten Player of the Year Alex Dickerson. He also played a large role in developing talent at IU as 11 of his position players were selected in the Major League Baseball First-Year Player Draft, in the eight years Greenspan has served as a catching coach, his guidance has produced a First Team All-Conference player at that position in five of those seasons with two of them currently playing MLB (Schwarber and Phegley).

including five in the top five rounds. In the eight years Greenspan has served as a catching coach, his guidance has produced a First Team All-Conference player at that position in five of those seasons with two of them currently playing MLB (Schwarber and Phegley).

- Additional hitting protégés include 2012 Big Ten Freshman of the Year Sam Travis, two-time All-American Dustin DeMuth and current major leaguers Micah Johnson and Ethan Wilson.

- Played for two seasons under coach Smith at IU, and was a Hoosier team captain and Academic All-Big Ten performer in 2007. He spent two years at the University of Connecticut as a catcher and first baseman before joining the IU program. He earned a bachelor's degree in Sport Marketing and Management and a master's degree in Sport Administration from Indiana University.



### **FRED NORI - ASSISTANT COACH**

- Fred Nori, who owns more than 30 years of coaching experience, enters his second seasons in three years on head coach Tracy Smith's coaching staff at Arizona State.

- This marks Nori's fifth stint working with Coach Smith after he served as the volunteer assistant for Indiana University in 2014 and 2007, for Miami University in 2005 and for the Sun Devils in 2015.

- Nori has three conference tournament championships, three NCAA Regional berths and two regular season conference crowns in four seasons as a Div. I assistant coach.

- He was a member of the 2014 IU team that won the Big Ten Conference championship and tournament championship, and became the first program in Big Ten history to earn a national seed. The RedHawks finished first in the Mid-American Conference, won the MAC Tournament championship and were an NCAA Regional participant in 2005. Nori was also a member of the 2009 Xavier Baseball staff, where he helped the Musketeers win the Atlantic 10 Tournament title and advance to an NCAA Regional.

- Nori has a long history of excellence in Ohio high school baseball and owns more than 20 years of head coaching experience that includes a Class A State Championship.

- Nori went on to play professional baseball for three seasons after his playing days at IU ended and he hit .284 with five home runs and 55 RBI as a member of the New York Mets organization. He was a student-athlete at IU from 1961-65, and earned his IU degree in 1965 and a master's degree from Xavier in 1969.



### **MICHAEL EARLEY - VOLUNTEER ASSISTANT COACH**

- Enters his first season as a volunteer assistant coach on head coach Tracy Smith's staff at Arizona State.

- Played under Smith at Indiana from 2008-10 before going on to a professional career with the Chicago White Sox organization, playing professional baseball five years, including time with the team's Triple-A affiliate, the Charlotte Knights

- Outfielder finished his playing days with the Southern Illinois Miners in the independent Frontier League in 2015.


- Finished his professional career with 559 hits, 117 doubles, 38 home runs and a .284 average. He was named to four All-Star teams in his playing days and was also named a member of the Southern Illinois All-Decade Team.

- Earned Third Team All-Big Ten recognition during his senior campaign at IU in 2010 after he tied for fourth in the conference in home runs with 13, and finished the season batting .352.


- Selected by the White Sox in the 29th round of the 2010 Major League Baseball Draft.

- Spent time in 2016 as an associate scout for the New York Mets.






**Carter  
Aldrete**  
IF | R/R | Fr.




**Garvin  
Alston Jr.**  
LHP | B/T | So.




**Hunter  
Bishop**  
OF | L/R | Fr.




**Gage  
Canning**  
OF | B/T | So.




**Zach  
Cerbo**  
C | R/R | Sr.




**Nick  
Cheema**  
C | R/R | Fr.



**Myles  
Denson**  
OF | R/R | Fr.




**Zach  
Dixon**  
LHP | B/T | So.




**Eder  
Erives**  
RHP | R/R | Sr.




**Sam  
Ferri**  
C | R/R | Fr.



**Jake  
Godfrey**  
RHP | B/T | Jr.




**Connor  
Higgins**  
LHP | B/T | So.




**Ryan  
Hingst**  
RHP | B/T | Jr.



**Chris  
Isbell**  
RHP | B/T | So.



**Sean  
Keating**  
LHP | B/T | Fr.




**Taylor  
Lane**  
IF | R/R | Jr.




**Ryan  
Lillard**  
IF | B/T | Jr.




**Lyle  
Lin**  
C | R/R | Fr.




**Eli  
Lingos**  
LHP | B/T | Jr.




**Alec  
Marsh**  
RHP | B/T | Fr.




**Jeremy  
McCuin**  
IF | S/R | So.




**Chaz  
Montoya**  
LHP | B/T | Fr.



**James  
Ryan**  
RHP | B/T | So.




**Grant  
Schneider**  
RHP | B/T | Jr.



**Andrew  
Shaps**  
OF | L/L | Jr.




**Andrew  
Snow**  
IF | R/R | Jr.




**Fitz  
Stadler**  
RHP | B/T | So.




**Zane  
Strand**  
RHP | B/T | Fr.




**Reagan  
Todd**  
LHP | B/T | RS So.



**Spencer  
Van Scoyoc**  
LHP | B/T | Fr.



**Tanner  
West**  
LHP | B/T | Jr.



**Jackson  
Willeford**  
IF | R/R | RS Sr.



**Tyler  
Williams**  
OF | R/R | So.




**Sebastian  
Zawada**  
OF | R/R | Sr.



# 2017 Sun Devil Baseball

## PLAYER BIOS



### Carter Aldrete


#21  
INF

Freshman - 6'2 - 208  
Bats/Throws: R/R  
Monterey, Calif.  
Monterey

**2017 Season-High.....Statistic..... Career-High**  
2, 5x, last vs. UNLV (3/28)..... Hits..... 2, 5x, last vs. UNLV (3/28/17)  
3 at TCU (2/24)..... RBI..... 3 at TCU (2/24/17)  
3 vs. LBSU (3/11)..... RS..... 3vs.LBSU (3/11/17)

## 2017

Date	Opponent	Pos	AB	R	H	RBI	2B	3B	HR	BB	SB	CS	HBP	SAC	SF	GDP	K	PO	A	E	Avg	
Feb 17	NORTHWESTERN-1	*2b	4	0	1	0	0	0	0	0	0	0	0	0	0	0	0	2	4	1	250	
Feb 17	NORTHWESTERN-2	*2b	5	0	1	0	0	0	0	0	0	0	0	0	0	0	0	4	4	2	222	
Feb 18	NORTHWESTERN	*2b	5	0	0	0	0	0	0	0	0	0	0	0	0	0	0	0	0	2	143	
Feb 21	OKLAHOMA STATE	*2b	4	1	2	1	1	0	1	0	0	0	0	0	0	0	1	4	1	0	222	
Feb 24	at TCU	*2b	5	1	1	3	1	0	0	0	0	0	0	0	1	0	3	1	5	0	217	
Feb 25	at TCU	*2b	4	0	2	1	0	0	1	0	0	0	0	0	0	0	2	1	2	0	222	
Feb 26	at TCU	*3b/ss	4	0	1	1	0	0	0	0	0	0	0	0	0	0	1	0	1	0	226	
Feb 28	NEW MEXICO STATE	*ss	5	1	2	0	0	0	0	0	0	0	0	0	0	0	2	0	3	0	250	
Mar 03	LOYOLA MARYMOUN	*3b	4	0	0	0	0	0	0	0	0	0	0	0	0	0	1	1	0	1	225	
Mar 04	LOYOLA MARYMOUN	*3b	4	0	1	1	0	0	0	0	0	0	0	0	0	0	0	0	2	0	227	
Mar 05	LOYOLA MARYMOUN	*2b/ss	4	1	1	1	0	0	1	0	0	0	0	0	0	0	1	1	5	0	229	
Mar 07	CAL STATE FULLERTON	*2b	4	0	1	1	0	0	0	0	0	0	0	0	0	0	0	2	1	0	231	
Mar 08	CAL STATE FULLERTON	*2b/ss	3	0	0	0	0	0	0	0	0	0	0	0	0	0	0	3	4	0	218	
Mar 10	LONG BEACH STATE	*2b/ss	4	0	1	1	1	0	0	0	0	0	0	0	1	0	3	2	4	0	220	
Mar 11	LONG BEACH STATE	*2b	2	3	2	0	0	0	2	0	0	0	0	0	0	0	0	4	2	0	246	
Mar 12	LONG BEACH STATE	*2b	4	0	2	0	1	0	0	0	0	0	0	0	0	0	0	0	4	0	262	
Mar 16	OREGON STATE	*2b/3b	2	0	0	0	0	0	1	0	0	0	0	0	0	0	1	0	1	0	254	
Mar 17	OREGON STATE	*3b	3	0	0	0	0	0	0	0	0	0	0	0	0	0	0	4	2	0	257	
Mar 18	OREGON STATE	*ss/3b	3	0	0	0	0	0	0	0	0	0	0	0	0	0	0	1	1	3	247	
Mar 24	at USC	*2b	5	0	1	2	0	0	0	0	0	0	0	0	0	0	1	1	5	0	244	
Mar 24	at USC	*3b	5	1	1	0	0	0	0	0	0	0	0	0	0	0	1	0	2	1	241	
Mar 26	at USC	*2b/ss	5	0	1	0	0	0	0	0	0	0	0	0	0	0	2	0	5	0	239	
Mar 28	UNLV	*ss	4	2	2	0	1	0	0	0	0	0	0	0	0	0	0	2	5	0	250	
Totals		23gs	92	10	23	12	5	0	2	5	2	0	0	0	1	1	2	19	32	72	3	250



### Garvin Alston Jr.

#32  
LHP

Sophomore - 6'4 - 190  
Bats/Throws: L/L  
Phoenix, Ariz.  
Mountain Pointe


**2017 Season-High.....Statistic..... Career-High**  
2.0 vs. Fullerton (3/7)..... IP..... 2.0, 2x, last vs. Fullerton (3/7/17)  
3 vs. Fullerton (3/7)..... SO..... 3, twice, last vs. Fullerton (3/7/17)  
1, twice, last vs. Fullerton (3/7)..... BB..... 4 vs. USC (5/29/16)

## 2017

Date	Opponent	GS	IP	H	R	ER	BB	SO	2B	3B	HR	WP	BK	HBP	IBB	Score	W-L	Sv	ERA	NP
Feb 21	OKLAHOMA STATE	0	0.1	0	0	0	0	1	1	0	0	0	0	0	0	4-18	0-0	0	0.00	11
Mar 07	CAL STATE FULLERTON	0	2.0	3	4	4	1	3	1	2	0	0	0	0	0	4-10	0-0	0	15.43	38
Totals		0	2.1	3	4	4	2	4	1	2	0	0	0	0	0	8-28	0-0	0	15.43	--

## Career Year-by-Year

Year	era	w-l	app	gs	cg	sho	sv	ip	h	r	er	bb	so
2016	11.12	0-0	6	0	0	0/0	0	5.2	4	7	7	8	6
2017	15.43	0-0	2	0	0	0/0	0	2.1	3	4	4	2	4



### Hunter Bishop


#24  
OF

Freshman - 6'5 - 210  
Bats/Throws: L/R  
Palo Alto, Calif.  
Serra

**2017 Season-High.....Statistic..... Career-High**  
2, 4x, last at UNLV (3/28)..... Hits..... 2, 4x, last at UNLV (3/28/17)  
2, twice, last vs. LBSU (3/12)..... RBI..... 2, twice, last vs. LBSU (3/12/17)  
2 vs. USC (3/26)..... RS..... 2 vs. USC (3/26/17)

## 2017

Date	Opponent	Pos	AB	R	H	RBI	2B	3B	HR	BB	SB	CS	HBP	SAC	SF	GDP	K	PO	A	E	Avg
Feb 17	NORTHWESTERN-2	*of	1	0	0	0	0	0	0	1	1	0	0	0	0	0	0	0	0	0	000
Feb 21	OKLAHOMA STATE	*of	3	1	2	0	0	0	0	0	0	0	0	0	0	0	0	0	0	0	500
Feb 24	at TCU	*of	1	1	0	0	0	0	0	0	0	0	0	0	0	0	0	0	1	2	400
Feb 25	at TCU	*ph	1	0	0	0	0	0	0	0	0	0	0	0	0	0	0	0	0	0	333
Feb 26	at TCU	*of	3	0	1	0	0	0	0	0	0	0	0	0	0	0	0	0	2	0	333
Mar 07	CAL STATE FULLERTON	*ph	1	1	0	0	0	0	0	0	0	0	0	0	0	0	0	0	1	0	300
Mar 08	CAL STATE FULLERTON	*ph	1	0	1	0	0	0	0	0	0	0	0	0	0	0	0	0	0	0	364
Mar 10	LONG BEACH STATE	*dh	4	1	2	1	0	0	0	1	0	0	0	0	0	0	0	0	1	0	400
Mar 11	LONG BEACH STATE	*dh	2	1	2	0	0	0	1	0	0	0	0	0	0	0	0	0	0	0	412
Mar 12	LONG BEACH STATE	*dh	4	1	1	2	0	1	0	0	0	0	0	0	0	0	0	0	0	0	381
Mar 16	OREGON STATE	*dh	3	0	0	0	0	0	0	0	0	0	0	0	0	0	0	0	1	0	333
Mar 17	OREGON STATE	*dh	2	0	0	0	0	0	0	0	0	0	0	0	0	0	0	0	1	0	308
Mar 18	OREGON STATE	*dh	3	0	1	0	0	0	0	0	0	0	0	0	0	0	0	1	0	0	310
Mar 24	at USC	*dh	3	0	0	0	0	0	0	0	0	0	0	0	0	0	0	0	0	0	281
Mar 24	at USC	*of	4	1	1	0	0	0	1	0	0	0	0	0	0	0	0	1	1	0	253
Mar 26	at USC	*of	3	2	2	0	1	0	0	2	0	0	0	0	0	0	0	1	0	0	282
Mar 28	UNLV	*of	4	0	2	0	0	0	0	0	0	0	0	0	0	0	0	2	0	0	302
Totals		14gs	43	8	13	5	1	1	1	9	3	0	1	0	1	1	8	8	0	1	302



### Gage Canning

#12  
OF

Sophomore - 5'11 - 178  
Bats/Throws: L/R  
Ramona, Calif.  
Ramona


**2017 Season-High.....Statistic..... Career-High**  
3, 3x, last vs. LBSU (3/10)..... Hits..... 4 at UCLA (5/20/16)  
2, twice, last vs. UNLV (3/28)..... RBI..... 3, 3x, last at UCLA (5/20/16)  
2, 3x, last at LBSU (3/12)..... RS..... 2, 11x, last vs. LBSU (3/12/17)

## 2017

Date	Opponent	Pos	AB	R	H	RBI	2B	3B	HR	BB	SB	CS	HBP	SAC	SF	GDP	K	PO	A	E	Avg	
Feb 17	NORTHWESTERN-1	*of	3	0	1	0	0	0	0	0	1	1	0	0	0	0	0	1	5	0	333	
Feb 17	NORTHWESTERN-2	*of	4	2	1	0	0	0	0	0	0	0	0	0	0	0	0	0	0	0	286	
Feb 18	NORTHWESTERN	*of	3	1	0	0	0	0	0	0	0	0	0	0	0	0	0	0	1	3	0	290
Feb 21	OKLAHOMA STATE	*of	5	1	1	0	1	0	0	0	0	0	0	0	0	0	0	2	3	0	235	
Feb 24	at TCU	*of	5	2	2	1	1	0	0	0	0	0	0	0	0	0	0	1	0	0	273	
Feb 25	at TCU	*of	5	1	0	0	0	0	0	0	0	0	0	0	0	0	0	0	1	0	333	
Feb 26	at TCU	*of	2	0	1	0	0	0	0	0	0	0	0	0	0	0	0	1	0	0	345	
Feb 28	NEW MEXICO STATE	*of	6	1	0	0	0	0	0	0	0	0	0	0	0	0	0	2	2	0	286	
Mar 03	LOYOLA MARYMOUN	*of	3	1	0	0	0	0	0	0	0	0	0	0	0	0	0	1	3	0	288	
Mar 04	LOYOLA MARYMOUN	*of	3	1	0	0	0	0	0	0	0	0	0	0	0	0	0	0	1	2	0	268
Mar 05	LOYOLA MARYMOUN	*of	4	0	3	0	0	0	0	0	0	0	0	0	0	0	0	0	0	0	311	
Mar 07	CAL STATE FULLERTON	*of	3	0	0	0	0	0	0	0	1	0	0	0	0	0	0	1	2	0	292	
Mar 08	CAL STATE FULLERTON	*of	4	1	1	2	1	0	0	0	0	0	0	0	0	0	0	0	4	0	288	
Mar 10	LONG BEACH STATE	*of	4	3	1	0	0	0	0	0	0	0	0	0	0	0	0	3	1	0	321	
Mar 11	LONG BEACH STATE	*of	5	0	1	0	0	0	0	0	0	0	0	0	0	0	0	1	3	0	311	
Mar 12	LONG BEACH STATE	*of	4	2	1	0	1	0	0	0	0	0	0	0	0	0	0	1	1	0	308	
Mar 16	OREGON STATE	*of	4	0	0	0	0	0	0	0	0	0	0	0	0	0	0	3	0	0	290	
Mar 17	OREGON STATE	*of	3	0	0	0	0	0	0	0	0	0	0	0	0	0	0	0	0	0	278	
Mar 18	OREGON STATE	*of	4	0	1	0	0	0	0	0	0	0	0	0	0	0	0	2	0	0	276	
Mar 24	at USC	*of	5	1	0	0	0	0	0	0	0	0	0	0	0	0	0	0	0	0	259	
Mar 24	at USC	*of	4	1	1	0	0	0	0	0	0	0	0	0	0	0	0	0	1	0	259	
Mar 26	at USC	*of	4	0	1	1	1	0	0	0	0	0	0	0	0	0	0	1	6	1	258	
Mar 28	UNLV	*of	3	0	1	2	0	1	0	0	0	0	0	0	0	0	0	0	0	0	261	
23m			92	11	24	2	0	1	0	2	2	0	0	0	0	0	21	41	4	0	267	

# 2017 Sun Devil Baseball

## PLAYER BIOS



### Zach Cerbo #30 C

Senior - 5'10 - 190  
Bats/Throws: R/R  
Montville, New Jersey  
Bergen Catholic


2017 Season-High	Statistic	Career-High
3 vs. NMSU (2/28)	Hits	3 vs. NMSU (2/28/17)
3 vs. LBSU (3/11)	RBI	3, twice, last vs. LBSU (3/11/17)
2 vs. LBSU (3/11)	RS	2, 3x, last vs. LBSU (3/11/17)

### 2017

Date	Opponent	Pos	AB	R	H	RBI	2B	3B	HR	BB	SB	CS	HBP	SAC	SF	GDP	K	PO	A	E	Avg
Feb 18	NORTHWESTERN	*c	2	0	0	0	0	0	0	0	0	0	0	0	0	0	1	7	2	0	.000
Feb 21	OKLAHOMA STATE	ph/c	2	0	1	0	0	0	0	0	0	0	0	0	0	0	0	1	0	0	.250
Feb 28	NEW MEXICO STATE	*c	4	1	3	2	0	0	0	1	0	0	0	0	0	0	0	11	1	0	.500
Mar 08	CAL STATE FULLERTON	*c	1	0	0	0	0	0	0	0	0	0	0	0	0	0	0	2	0	0	.444
Mar 10	LONG BEACH STATE	*c2b	4	0	2	0	1	0	0	0	0	0	0	0	0	0	1	4	2	0	.462
Mar 11	LONG BEACH STATE	*c	2	2	2	3	0	0	1	1	0	0	0	0	0	0	0	3	1	0	.533
Mar 12	LONG BEACH STATE	*c	4	1	1	0	0	0	0	1	0	0	0	0	0	0	0	7	1	0	.474
Mar 16	OREGON STATE	*c	4	0	0	0	0	0	0	0	0	0	0	0	0	0	2	4	1	0	.391
Mar 17	OREGON STATE	*c	2	0	0	0	0	0	0	0	0	0	0	0	0	0	0	6	0	0	.360
Mar 18	OREGON STATE	*c	2	0	0	0	0	0	0	1	0	0	0	0	0	0	2	7	1	0	.333
Mar 24	at USC	ph	1	0	0	0	0	0	0	0	0	0	0	0	0	0	1	7	2	0	.333
Mar 25	at USC	*c	2	0	1	0	0	0	0	0	0	0	0	0	0	0	0	0	0	0	.344
Mar 28	UNLV	*c	1	1	0	1	0	0	0	1	1	0	0	0	0	0	0	5	4	0	.333
Totals		10gs	33	7	11	6	2	0	1	8	1	0	1	0	1	0	7	68	16	0	.333

### Career Year-by-Year

Year	avg	gp-gs	ab	r	h	2b	3b	hr	rbi	bb	so	ab-att
2014	.500	3-0	2	0	1	0	1	0	1	0	0	0-0
2015	.260	35-17	73	11	19	4	0	0	12	7	9	1-1
2016	.129	25-5	31	4	4	1	0	0	2	6	4	0-0
2017	.333	15-10	33	7	11	2	0	1	6	8	7	1-1
TOTAL	.252	78-32	139	22	35	7	1	1	21	21	20	2-2




### Nick Cheema #40 C

Freshman - 5'11 - 205  
Bats/Throws: R/R  
Weatherford, Texas  
Aledo

2017 Season-High	Statistic	Career-High
N/A	Hits	N/A
N/A	RBI	N/A
N/A	RS	N/A

### 2017

Date	Opponent	Pos	AB	R	H	RBI	2B	3B	HR	BB	SB	CS	HBP	SAC	SF	GDP	K	PO	A	E	Avg
Feb 21	OKLAHOMA STATE	ph	1	0	0	0	0	0	0	0	0	0	0	0	0	0	1	0	0	0	.000
Mar 08	CAL STATE FULLERTON	ph	1	0	0	0	0	0	0	0	0	0	0	0	0	0	0	0	0	0	.000
Totals		0gs	2	0	0	0	0	0	0	0	0	0	0	0	0	0	1	0	0	0	.000




### Myles Denson #37 OF

Freshman - 6'2 - 180  
Bats/Throws: R/R  
Las Vegas, Nev.  
Bishop Gorman

2017 Season-High	Statistic	Career-High
2, twice, last vs. LMU (3/4)	Hits	2, 2x, last vs. LMU (3/4/17)
1, 3x, last vs. Fullerton (3/7)	RBI	1, 3x, last vs. Fullerton (3/7/17)
1, twice, last at TCU (2/24)	RS	1, twice, last at TCU (2/24/17)

### 2017

Date	Opponent	Pos	AB	R	H	RBI	2B	3B	HR	BB	SB	CS	HBP	SAC	SF	GDP	K	PO	A	E	Avg
Feb 17	NORTHWESTERN-1	*of	3	0	0	0	0	0	0	0	0	0	0	0	0	0	0	2	1	0	.000
Feb 18	NORTHWESTERN	*of	2	1	2	1	0	0	0	2	0	0	0	0	0	0	0	0	0	0	.400
Feb 24	at TCU	ph/of	2	1	1	1	0	0	0	1	0	0	0	0	0	0	0	0	0	0	.429
Mar 04	LOYOLA MARYMOUN	*of	4	0	2	0	0	0	0	0	0	0	0	0	0	0	1	1	0	0	.455
Mar 05	LOYOLA MARYMOUN	*of	3	0	0	0	0	0	0	0	0	0	0	0	0	0	0	0	0	0	.357
Mar 07	CAL STATE FULLERTON	*of	3	0	1	1	0	0	0	0	0	0	0	0	0	0	0	1	0	0	.353
Mar 08	CAL STATE FULLERTON	ph	1	0	0	0	0	0	0	0	0	0	0	0	0	0	0	1	0	0	.333
Mar 17	OREGON STATE	ph/of	1	0	0	0	0	0	0	0	0	0	0	0	0	0	0	0	0	0	.316
Mar 18	OREGON STATE	ph/of	1	0	0	0	0	0	0	0	0	0	0	0	0	0	0	1	0	0	.300
Mar 26	at USC	ph	2	0	0	0	0	0	0	0	0	0	0	0	0	0	0	1	0	0	.273
Totals		5gs	22	2	6	3	0	0	0	3	0	1	0	0	0	1	7	7	0	0	.273



### Zach Dixon #6 LHP

Sophomore - 6'0 - 184  
Bats/Throws: L/L  
Las Vegas, Nev.  
Centennial

2017 Season-High	Statistic	Career-High
3.0 vs. Oklahoma State (2/21)	IP	9.0 vs. California (4/17/16)
4 vs. NMSU (2/28)	SO	9 vs. Gonzaga (6/5/16)
5 vs. NMSU (2/28)	BB	5 vs. NMSU (2/28/17)

### 2017


Date	Opponent	GS	IP	H	R	ER	BB	SO	2B	3B	HR	WP	BK	HBP	IBB	Score	W-L	Sv	ERA	NP
Feb 21	OKLAHOMA STATE	*	3.0	3	3	2	3	3	0	1	0	3	0	1	0	4-18	0-1	0	6.00	69
Feb 28	NEW MEXICO STATE	*	1.2	1	1	1	5	4	0	0	0	0	0	0	0	12-5	0-1	0	5.79	50
Mar 26	at USC	*	1.0	0	0	0	0	0	0	0	0	0	0	0	0	4-7	0-1	0	4.76	9
Mar 28	UNLV	*	1.2	2	4	4	0	1	1	0	0	1	0	0	0	8-4	0-1	0	8.59	33
Totals		3	7.1	9	8	7	8	8	1	1	0	4	0	1	0	26-34	0-1	0	8.59	-

### Career Year-by-Year

Year	era	w-l	app	gs	cq	sho	sv	ip	h	r	er	bb	so
2016	3.34	2-1	9	6	1	1/1	0	29.2	22	14	11	18	21
2017	8.59	0-1	4	3	0	0/0	0	7.1	9	8	7	8	8
TOTAL	4.38	2-2	13	9	1	1/1	0	37.0	31	22	18	26	29

# 2017 Sun Devil Baseball

## PLAYER BIOS



### Eder Erives #7 RHP

Senior - 6'0 - 165  
Bats/Throws: R/R  
El Paso, Texas  
Montwood


**2017 Season-High.....Statistic.....Career-High**  
4.2 vs. Oregon State (3/18).....IP.....7.0, three times, last at TCU (6/5/16)  
6 vs. USC (3/26).....SO.....11 at Washington State (4/2/16)  
4 vs. Oregon State (3/18).....BB.....6, twice, last at TCU (6/5/16)

### 2017

Date	Opponent	GS	IP	H	R	ER	BB	SO	2B	3B	HR	WP	BK	HBP	IBB	Score	W-L	Sv	ERA	NP
Feb 17	NORTHWESTERN-1	0.1	1	1	1	2	1	0	0	0	0	0	0	0	0	3-1	0-0	0	27.00	17
Mar 05	LOYOLA MARYMOUN	0.1	1	1	1	2	0	0	0	0	0	0	0	0	0	5-8	0-0	0	27.00	19
Mar 07	CAL STATE FULLERT	1.1	1	2	0	1	1	0	1	0	0	0	0	0	0	4-10	0-0	0	9.00	20
Mar 10	LONG BEACH STATE	0.2	1	2	0	1	0	1	0	0	0	0	0	0	0	7-6	0-0	0	6.75	15
Mar 18	OREGON STATE	4.2	7	2	2	4	3	1	0	0	2	0	0	0	0	0-4	0-1	0	4.91	100
Mar 24	at USC	3.1	2	0	0	0	6	1	0	0	0	0	0	0	0	7-0	0-1	1	3.38	55
Totals		1	10.2	12	6	4	9	12	2	2	1	3	0	2	0	26-29	0-1	1	3.38	-

### Career Year-by-Year

Year	era	w-l	app	gs	cg	sho	sv	ip	h	r	er	bb	so
2014	2.82	2-1	20	0	0	0/0	1	22.1	24	10	7	4	28
2015	3.26	1-1	18	0	0	0/0	0	30.1	26	14	11	15	28
2016	2.95	6-2	23	3	0	0/1	10	76.1	50	28	25	36	73
2017	3.38	0-1	6	1	0	0/1	1	10.2	12	6	4	9	12
TOTAL	3.03	9-5	67	4	0	0/2	12	139.2	112	58	47	64	141




### Sam Ferri #9 C

Freshman - 5'11 - 185  
Bats/Throws: R/R  
Norridge, Ill.  
Notre Dame College Prep

**2017 Season-High.....Statistic.....Career-High**  
1, 5x, last at USC (3/24).....Hits.....1, 5x, last at USC (3/24/17)  
2 vs. Northwestern (2/18).....RBI.....2 vs. Northwestern (2/18/17)  
1, 2x, last vs. Fullerton (3/7).....RS.....1, 2x, last vs. Fullerton (3/7/17)

### 2017

Date	Opponent	Pos	AB	R	H	RBI	2B	3B	HR	BB	SB	CS	HBP	SAC	SF	GDP	K	PO	A	E	Avg
Feb 17	NORTHWESTERN-1	c	3	1	1	0	0	0	0	0	0	0	0	0	0	0	0	1	0	0	333
Feb 18	NORTHWESTERN	ph/c	1	0	1	2	1	0	0	0	0	0	0	0	0	0	0	1	0	0	500
Feb 21	OKLAHOMA STATE	c	2	0	1	0	0	0	0	0	0	0	0	0	0	0	0	7	3	0	500
Feb 24	at TCU	c	4	0	0	0	0	0	0	1	0	0	0	0	0	0	3	13	0	0	300
Mar 07	CAL STATE FULLERT	c	3	1	1	0	0	0	0	0	0	0	0	0	0	0	0	4	2	1	308
Mar 10	LONG BEACH STATE	c	1	0	0	0	0	0	0	0	0	0	0	0	0	0	0	4	0	0	286
Mar 17	OREGON STATE	c	1	0	0	0	0	0	0	0	0	0	0	0	0	0	1	3	0	0	267
Mar 24	at USC	c	4	1	1	1	0	0	0	0	0	0	0	0	0	0	1	11	2	0	263
Mar 26	at USC	c	0	1	0	0	0	0	0	2	0	0	0	0	0	0	0	2	1	1	263
Totals		ogs	19	4	5	3	1	0	0	3	0	0	0	0	0	0	5	54	8	2	263




### Jake Godfrey #14 RHP

Junior - 6'3 - 225  
Bats/Throws: R/R  
New Lenox, Ill.  
Providence Catholic

**2017 Season-High.....Statistic.....Career-High**  
3.2, 3x, last at USC (3/25).....IP.....3.2, 3x, last at USC (3/24/17)  
4 at TCU (2/25).....SO.....4 at TCU (2/25/17)  
4 at TCU (2/25).....BB.....4 at TCU (2/25/17)

### 2017

Date	Opponent	GS	IP	H	R	ER	BB	SO	2B	3B	HR	WP	BK	HBP	IBB	Score	W-L	Sv	ERA	NP
Feb 17	NORTHWESTERN-2	2.1	2	0	0	0	0	0	0	0	0	0	0	0	0	4-3	1-0	0	0.00	29
Feb 21	OKLAHOMA STATE	0.1	0	0	0	0	0	0	0	0	0	0	0	0	0	0	0	0	0.00	3
Feb 25	at TCU	3.0	5	4	4	4	4	1	0	0	1	0	0	0	0	4-8	1-0	0	6.35	64
Mar 05	LOYOLA MARYMOUN	3.2	5	5	5	3	3	2	0	0	1	1	2	0	0	5-8	1-1	0	8.68	66
Mar 11	LONG BEACH STATE	1.1	0	0	0	0	1	1	0	0	0	0	0	0	0	9-4	1-1	1	7.59	21
Mar 12	LONG BEACH STATE	3.2	1	0	0	1	2	0	0	0	1	0	0	1	0	8-5	2-1	1	5.65	46
Mar 17	OREGON STATE	1.1	6	4	3	2	2	1	0	0	2	0	0	0	0	1-10	2-1	1	6.89	43
Mar 24	at USC	3.2	3	0	0	0	2	3	0	0	0	0	0	0	0	4-5	2-1	1	5.59	64
Totals		1	19.1	21	13	12	14	15	4	0	0	5	1	3	0	39-61	2-1	1	5.59	-



### Connor Higgins #11 LHP

Sophomore - 6'5 - 240  
Bats/Throws: R/L  
Orefield, Penn.  
Parkland

**2017 Season-High.....Statistic.....Career-High**  
4.2 vs. UNLV (3/28).....IP.....4.2 vs. UNLV (3/28/17)  
6 vs. UNLV (3/28).....SO.....6 vs. UNLV (3/28/17)  
1, 4x, last vs. UNLV (3/28).....BB.....1, 8x, last vs. UNLV (3/28/17)

### 2017

Date	Opponent	GS	IP	H	R	ER	BB	SO	2B	3B	HR	WP	BK	HBP	IBB	Score	W-L	Sv	ERA	NP
Feb 21	OKLAHOMA STATE	0.0	3	3	3	0	0	0	0	0	0	0	0	0	0	4-18	0-0	0	999.00	11
Feb 28	NEW MEXICO STATE	1.0	1	0	0	1	2	0	0	0	0	1	0	0	0	12-5	0-0	0	27.00	23
Mar 07	CAL STATE FULLERT	0.1	2	1	1	1	0	0	0	0	0	0	0	0	0	4-10	0-0	0	27.00	18
Mar 12	LONG BEACH STATE	1.1	2	0	0	0	3	1	0	0	0	0	0	0	0	8-5	0-0	1	13.50	18
Mar 16	OREGON STATE	0.2	0	0	0	0	0	0	0	0	0	0	0	0	0	0-2	0-0	1	10.80	6
Mar 24	at USC	1.2	3	1	0	1	1	0	0	0	0	0	0	0	0	1-5	0-1	1	7.20	35
Mar 26	UNLV	4.2	0	0	0	1	6	0	0	0	0	0	0	0	0	5-4	1-1	1	3.72	45
Totals		0	9.2	11	5	4	4	12	1	0	0	1	0	0	0	13-49	1-1	1	3.72	-


### Career Year-by-Year

Year	era	w-l	app	gs	cg	sho	sv	ip	h	r	er	bb	so
2016	4.97	0-0	13	0	0	0/0	0	12.2	20	7	7	4	10
2017	3.72	1-1	7	0	0	0/0	1	9.2	11	5	4	4	12
TOTAL	4.43	1-1	20	0	0	0/0	1	22.1	31	12	11	8	22



# 2017 Sun Devil Baseball

## PLAYER BIOS



### Ryan Hingst #17 RHP

Junior - 6'4 - 200  
Bats/Throws: R/R  
El Paso, Texas  
Franklin


**2017 Season-High.....Statistic.....Career-High**  
4.0 vs. Northwestern (2/17) ..... IP ..... 9.0 vs. Utah (3/25/16)  
4 at TCU (2/25) ..... SO ..... 9 vs. Utah (3/25/16)  
5 at TCU (2/25) ..... BB ..... 5 at TCU (2/25/17)

#### 2017

Date	Opponent	GS	IP	H	R	ER	BB	SO	2B	3B	HR	WP	BK	HBP	IBB	Score	W-L	Sv	ERA	NP	
Feb 17	NORTHWESTERN-2	*	4.0	1	3	0	3	3	0	0	1	0	0	0	0	4-3	0-0	0	0.00	79	
Feb 25	at TCU	*	3.2	4	4	4	5	4	1	0	1	0	0	0	0	4-8	0-1	0	4.70	86	
Mar 03	LOYOLA MARYMOUN	*	0.1	1	0	0	0	1	0	0	0	0	0	0	0	2-1	0-1	0	4.50	6	
Mar 04	LOYOLA MARYMOUN	*	1.2	2	0	0	0	2	0	0	0	0	0	0	0	2-3	0-1	0	3.72	25	
Mar 07	CAL STATE FULLERTON	*	3.1	1	1	1	3	2	0	0	0	0	0	0	2	4-10	0-1	0	3.46	55	
Mar 11	LONG BEACH STATE	*	0.1	0	0	0	0	0	0	0	0	0	0	0	0	0-4	0-1	0	3.38	6	
Mar 12	LONG BEACH STATE	*	2.0	4	4	3	2	1	1	0	1	0	1	0	1	8-5	0-1	0	4.70	42	
Mar 16	OREGON STATE	*	1.1	2	0	0	1	0	0	0	0	0	0	0	0	0-2	0-1	0	4.32	21	
Mar 24	at USC	*	0.1	0	0	0	0	0	0	0	0	0	0	0	0	4-5	0-1	0	4.24	11	
Mar 26	at USC	*	1.0	1	0	0	1	0	0	0	0	0	0	0	0	4-7	0-1	0	4.00	21	
Totals			4	18.0	16	12	8	15	13	3	0	1	2	0	3	0	41-48	0-1	0	4.00	-

#### Career Year-by-Year

Year	era	w-l	app	gs	cg	sho	sv	ip	h	r	er	bb	so
2015	5.79	3-3	12	4	0	0/0	0	23.1	29	16	15	10	16
2016	3.06	3-1	15	2	1	1/0	2	32.1	23	12	11	16	31
2017	4.00	0-1	10	4	0	0/0	0	18.0	16	12	8	15	13
TOTAL	4.15	6-5	37	10	1	1/0	2	73.2	68	40	34	41	60



### Chris Isbell #26 RHP

Sophomore - 6'0 - 195  
Bats/Throws: R/R  
Scottsdale, Ariz.  
Horizon


**2017 Season-High.....Statistic.....Career-High**  
0.2 vs. Oklahoma State (2/21) ..... IP ..... 3.1 vs. Washington (4/10/16)  
N/A ..... SO ..... 3, twice, last at San Diego (5/18/16)  
N/A ..... BB ..... 2, twice last at Arizona (5/14/16)

#### 2017

Date	Opponent	GS	IP	H	R	ER	BB	SO	2B	3B	HR	WP	BK	HBP	IBB	Score	W-L	Sv	ERA	NP
Feb 21	OKLAHOMA STATE	*	0.2	2	2	2	0	0	0	0	0	0	0	0	0	4-18	0-0	0	27.00	13
Totals			0	0.2	2	2	0	0	0	0	0	0	0	0	0	4-18	0-0	0	27.00	-

#### Career Year-by-Year

Year	era	w-l	app	gs	cg	sho	sv	ip	h	r	er	bb	so
2016	2.84	2-2	15	1	0	0/0	0	19.0	23	11	6	8	10
2017	27.00	0-0	1	0	0	0/0	0	0.2	2	2	2	0	0
TOTAL	3.66	2-2	16	1	0	0/0	0	19.2	25	13	8	8	10




### Taylor Lane #47 INF

Junior - 6'4 - 205  
Bats/Throws: R/R  
Chesapeake, Virg.  
IMG

**2017 Season-High.....Statistic.....Career-High**  
2, 3x, last vs. UNLV (3/28) ..... Hits ..... 2, 3x, last vs. UNLV (3/28/17)  
1, twice, last at USC (3/24) ..... RBI ..... 1, twice, last at USC (3/24/17)  
1, 4x, last vs. UNLV (3/28) ..... RS ..... 1, 4x, last vs. UNLV (3/28/17)

#### 2017

Date	Opponent	Pos	AB	R	H	RBI	2B	3B	HR	BB	SB	CS	HBP	SAC	SF	GDP	K	PO	A	E	Avg
Feb 17	NORTHWESTERN-2	*1b	4	0	2	0	0	0	0	1	0	0	0	0	0	0	1	13	0	0	300
Feb 18	NORTHWESTERN-2	*3b	3	1	0	0	0	0	0	1	0	0	0	0	0	0	0	0	0	0	286
Feb 21	OKLAHOMA STATE	*3b/1b	4	0	0	0	0	0	0	0	0	0	0	0	0	0	1	2	3	0	182
Feb 25	at TCU	*1b/3b	4	0	1	0	0	0	0	0	0	0	0	0	0	0	1	3	0	0	200
Feb 26	at TCU	*1b/3b	2	1	1	0	0	0	0	0	0	0	0	0	0	0	0	8	0	0	235
Feb 28	NEW MEXICO STATE	*3b	4	1	1	0	0	0	0	0	0	0	0	0	0	0	0	2	1	1	238
Mar 04	LOYOLA MARYMOUN	*1b	4	0	1	0	0	0	0	0	0	0	0	0	0	0	0	0	7	2	240
Mar 07	CAL STATE FULLERTON	1b	1	0	0	0	0	0	0	0	0	0	0	0	0	0	0	1	0	0	231
Mar 08	CAL STATE FULLERTON	ph/2b	0	0	0	0	0	0	0	1	0	0	0	0	0	0	0	0	2	0	231
Mar 10	LONG BEACH STATE	3b	1	0	0	0	0	0	0	0	0	0	0	0	0	0	0	1	0	0	222
Mar 11	LONG BEACH STATE	pr/3b	0	0	0	1	0	0	0	0	0	0	0	0	0	0	1	0	0	0	222
Mar 17	OREGON STATE	ph/3b	1	0	0	0	0	0	0	0	0	0	0	0	0	0	0	0	0	0	214
Mar 18	OREGON STATE	pr/2b	1	0	0	0	0	0	0	0	0	0	0	0	0	0	0	1	1	0	207
Mar 24	at USC	*2b	4	0	2	1	0	0	0	0	0	1	0	0	0	0	1	0	2	1	242
Mar 26	at USC	*3b	1	0	0	0	0	0	0	1	0	0	0	0	0	0	0	0	0	0	235
Mar 28	UNLV	*3b	1	1	0	0	0	0	0	0	0	0	0	0	0	0	0	0	0	0	270
Totals			10gs	37	4	10	2	0	0	3	2	1	1	0	1	0	8	38	11	2	270



### Ryan Lillard #5 OF

Junior - 6'1 - 203  
Bats/Throws: L/R  
Urbandale, Iowa  
Urbandale

**2017 Season-High.....Statistic.....Career-High**  
2, twice, last vs. NMSU (2/28) ..... Hits ..... 2, 6x, last vs. NMSU (2/28/17)  
2, 3x, last vs. LBSU (3/12) ..... RBI ..... 2, 6x, last vs. Fullerton (5/8/17)  
2, 3x, last vs. LBSU (3/10) ..... RS ..... 3 at UCLA (5/22/16)

#### 2017

Date	Opponent	Pos	AB	R	H	RBI	2B	3B	HR	BB	SB	CS	HBP	SAC	SF	GDP	K	PO	A	E	Avg
Feb 17	NORTHWESTERN-1	*cf	3	1	1	0	1	0	0	1	0	0	0	0	0	0	0	1	0	0	333
Feb 17	NORTHWESTERN-2	*cf	5	0	2	1	0	0	0	0	0	0	0	0	0	0	0	2	0	0	376
Feb 18	NORTHWESTERN-2	*cf	4	1	1	0	0	0	0	0	0	0	0	0	0	0	0	2	0	0	333
Feb 21	OKLAHOMA STATE	*cf	3	0	0	0	0	0	0	0	0	0	0	0	0	0	0	0	2	0	267
Feb 24	at TCU	*cf	5	0	1	0	0	0	0	0	0	0	0	0	0	0	0	0	2	1	250
Feb 25	at TCU	*cf	4	0	0	0	0	0	0	0	0	1	1	0	0	0	3	1	0	0	208
Feb 28	NEW MEXICO STATE	*cf	3	2	2	2	0	0	0	1	1	0	0	0	1	0	0	1	0	0	259
Mar 03	LOYOLA MARYMOUN	*cf	1	0	0	0	0	0	0	0	0	0	0	0	0	0	0	0	0	0	253
Mar 04	LOYOLA MARYMOUN	ph	1	0	0	0	0	0	0	0	0	0	0	0	0	0	0	1	0	0	226
Mar 05	CAL STATE FULLERTON	ph/of	2	1	1	0	1	0	0	0	0	0	0	0	0	0	0	1	0	0	242
Mar 07	CAL STATE FULLERTON	ph/of	2	0	1	0	0	0	0	0	0	0	0	0	0	0	0	1	0	0	257
Mar 08	CAL STATE FULLERTON	*cf	3	0	1	2	1	0	0	0	0	0	0	0	0	0	0	1	0	0	283
Mar 10	LONG BEACH STATE	*cf	3	2	0	0	0	0	0	2	0	0	0	0	0	0	0	1	0	0	244
Mar 11	LONG BEACH STATE	*cf	2	1	1	0	0	0	0	0	0	0	0	0	0	0	1	0	0	0	244
Mar 12	LONG BEACH STATE	*cf	3	1	1	0	0	0	0	0	0	0	0	0	0	0	0	1	0	0	261
Mar 16	OREGON STATE	*cf	1	0	0	0	0	0	0	0	0	0	0	0	0	0	0	1	0	0	255
Mar 17	OREGON STATE	*cf	2	0	0	0	0	0	0	0	0	0	0	0	0	0	0	1	2	0	240
Mar 18	OREGON STATE	*cf	2	0	0	0	0	0	0	1	0	0	0	0	0	0	0	0	0	0	231
Mar 24	at USC	*cf	5	0	1	0	0	0	0	0	0	0	0	0	0	0	1	2	0	0	228
Mar 26	at USC	ph	0	0	0	0	0	0	0	0	0	0	0	0	0	0	0	0	0	0	242
Totals			16gs	58	11	13	7	5	0	1	7	1	1	1	2	0	15	24	1	0	242

#### Career Year-by-Year

Year	avg	gp-gs	ab	r	h	2b	3b	hr	rbi	bb	so	sb-att
2015	.233	26-5	30	11	7	1	0	0	3	0	12	0-0
2016	.227	38-19	88	12	20	5	1	1	15	8	24	7-7
2017	.224	20-16	58	11	13	5	0	1	7	7	15	1-2

Five-Time NCAA Champions (1965, 1967, 1969, 1977, 1981) | 22 College World Series Appearances | 21 Conference Championships

123 All-Americans | 14 National Players of the Year | 10 College Baseball Hall of Fame Members

414 Major League Baseball Draft Picks | 108 Major Leaguers | 49 Major League Baseball First-Round Draft Picks

TWITTER: @ASU\_BASEBALL


INSTAGRAM: @ASU\_BASEBALL

FACEBOOK: SUNDEVILBASEBALL



# 2017 Sun Devil Baseball

## PLAYER BIOS




### Lyle Lin #27 C

Freshman - 6'1 - 207  
Bats/Throws: R/R  
Taipei, Taiwan  
JSerra Catholic

2017 Season-High	Statistic	Career-High
3, 3x, last vs. NMSU (2/28)	Hits	2, 3x, last vs. NMSU (2/28/17)
2, 5x, last at USC (3/26)	RBI	2, 5x, last at USC (3/26/17)
2, twice, last vs. LBSU (3/12)	RS	2, twice, last vs. LBSU (3/12/17)

### 2017

Date	Opponent	Pos	AB	R	H	RBI	2B	3B	HR	BB	SB	CS	HBP	SAC	SF	GDP	K	PO	A	E	Avg
Feb 17	NORTHWESTERN-1	*1b	4	0	2	2	1	0	0	0	0	0	0	0	0	0	1	8	0	0	500
Feb 17	NORTHWESTERN-2	*c	4	0	2	0	1	0	0	0	0	0	0	0	0	0	1	5	1	0	444
Feb 18	NORTHWESTERN	*1b	4	0	3	1	1	0	0	0	0	0	0	0	0	0	0	12	0	0	538
Feb 21	OKLAHOMA STATE	*1b	2	0	0	0	0	0	0	1	0	0	0	0	0	0	1	6	0	0	467
Feb 24	at TCU	*1b	6	0	3	2	1	0	0	0	0	0	0	0	0	0	0	6	2	0	476
Feb 25	at TCU	*c/1b	5	0	0	2	1	0	0	0	0	0	0	0	0	0	0	7	2	0	462
Feb 26	at TCU	*c	4	0	1	0	0	0	0	0	0	0	0	0	0	0	1	4	2	0	433
Feb 28	NEW MEXICO STATE	*1b	5	2	3	2	0	0	0	0	0	0	0	0	0	0	0	5	3	0	457
Mar 03	LOYOLA MARYMOUN	*c	3	0	0	0	0	0	0	0	0	0	0	1	0	0	1	5	3	0	421
Mar 04	LOYOLA MARYMOUN	*c	4	0	2	1	1	0	0	0	0	0	0	0	0	0	2	12	1	0	429
Mar 05	LOYOLA MARYMOUN	*c/1b	4	1	2	2	0	0	0	1	0	0	0	0	0	0	0	5	3	0	435
Mar 07	CAL STATE FULLERT	*1b/c	4	0	2	1	0	0	0	0	0	0	0	1	0	0	0	11	0	0	440
Mar 08	CAL STATE FULLERT	*c/1b	2	1	0	0	0	0	0	1	0	0	0	0	0	0	0	7	0	1	423
Mar 10	LONG BEACH STATE	*1b	0	0	0	0	0	0	0	0	0	0	0	0	0	0	0	12	1	0	386
Mar 11	LONG BEACH STATE	*1b	4	1	1	0	0	0	0	0	0	0	0	0	0	0	0	7	1	0	377
Mar 12	LONG BEACH STATE	*1b	3	2	1	1	0	0	0	1	0	0	0	0	0	0	1	7	1	1	375
Mar 16	OREGON STATE	*1b	3	1	1	0	0	0	0	0	0	0	0	0	0	0	1	12	1	0	358
Mar 17	OREGON STATE	*1b	3	0	1	0	0	0	0	0	0	0	0	0	0	0	0	10	1	0	357
Mar 18	OREGON STATE	*1b	4	0	1	0	0	1	0	0	0	0	0	0	0	0	1	8	0	0	351
Mar 24	at USC	*1b	3	1	1	0	1	0	0	0	0	0	0	0	0	0	2	8	1	0	351
Mar 24	at USC	*1b	4	1	2	0	0	0	0	0	0	0	0	0	0	0	1	6	0	0	358
Mar 26	at USC	*1b	5	0	2	2	0	0	0	0	0	0	0	0	0	0	0	8	0	0	360
Mar 28	UNLV	*1b	4	0	1	0	0	0	0	0	0	0	0	0	0	0	0	13	0	0	359
Totals		23gs	90	9	32	15	4	1	0	7	2	0	2	1	0	0	15	186	20	3	359



### Eli Lingos #15 LHP

Junior - 6'0 - 192  
Bats/Throws: L/L  
Temecula, Calif.  
Greak Oak


2017 Season-High	Statistic	Career-High
7.2 vs. LMU (3/3)	IP	7.2 vs. LMU (3/3/17)
8 at TCU (2/24)	SO	8 at TCU (2/24/17)
3, twice, last vs. Oregon State (3/16)	BB	4, twice, last at Arizona (5/14/16)

### 2017

Date	Opponent	GS	IP	H	R	ER	BB	SO	2B	3B	HR	WP	BK	HBP	IBB	Score	W-L	Sv	ERA	NP	
Feb 17	NORTHWESTERN-1	*	6.2	3	2	2	3	8	0	1	0	0	1	0	2	0	3-1	1-0	0	0.00	31
Feb 24	at TCU	*	6.0	2	2	2	3	8	0	1	0	0	0	0	0	13-9	2-0	0	1.42	101	
Mar 03	LOYOLA MARYMOUN	*	7.2	5	1	0	0	6	2	0	0	0	0	1	0	2-1	3-0	0	0.89	106	
Mar 10	LONG BEACH STATE	*	6.0	13	6	5	3	4	0	0	1	1	0	0	0	7-6	3-0	0	2.38	107	
Mar 16	OREGON STATE	*	7.0	6	2	2	3	5	2	0	0	0	0	0	0	0-2	3-1	0	2.43	116	
Mar 24	at USC	*	5.0	8	4	4	1	3	2	0	0	1	0	1	0	4-5	3-1	0	3.05	91	
Totals		6	38.1	37	15	13	8	32	7	0	2	3	0	4	0	29-24	3-1	0	3.05	-	

### Career Year-by-Year

Year	era	w-l	app	gs	cg	sho	sv	ip	h	r	er	bb	so
2015	5.03	1-1	15	0	0	0/0	0	19.2	17	16	11	8	18
2016	4.50	3-5	20	12	0	0/0	1	64.0	74	37	32	26	50
2017	3.05	3-1	6	6	0	0/0	0	38.1	37	15	13	8	32
TOTAL	4.13	7-7	41	18	0	0/0	1	122.0	128	68	56	42	100




### Alec Marsh #8 RHP

Freshman - 6'2 - 220  
Bats/Throws: R/R  
Milwaukee, Wisc.  
Ronald Reagan

2017 Season-High	Statistic	Career-High
2.2 vs. UNLV (3/28)	IP	2.2 vs. UNLV (3/28/17)
3 vs. Oregon State (3/17)	SO	3 vs. Oregon State (3/17/17)
1, 3x, last vs. NMSU (2/28)	BB	1, 3x, last vs. NMSU (2/28/17)

### 2017

Date	Opponent	GS	IP	H	R	ER	BB	SO	2B	3B	HR	WP	BK	HBP	IBB	Score	W-L	Sv	ERA	NP
Feb 21	OKLAHOMA STATE		1.0	2	0	0	0	1	0	0	0	0	0	0	0	4-18	0-0	0	0.00	15
Mar 07	CAL STATE FULLERT		0.2	1	0	0	1	0	0	0	0	1	0	0	0	4-10	0-0	0	0.00	19
Mar 17	OREGON STATE		2.0	2	1	1	0	3	0	0	1	0	0	1	0	0-10	0-0	0	2.45	31
Mar 28	UNLV		2.2	3	0	0	1	1	1	0	0	0	0	0	0	5-4	0-0	0	1.42	35
Totals		0	6.1	8	1	1	2	5	1	0	1	3	0	0	0	14-42	0-0	0	1.42	-



### Jeremy McCuin #10 INF

Sophomore - 6'1 - 182  
Bats/Throws: S/R  
Gilbert, Ariz.  
Perry

2017 Season-High	Statistic	Career-High
2, twice, last at TCU (2/24)	Hits	2, 4x, last at TCU (2/24/17)
2, twice, last vs. Oklahoma State (2/21)	RBI	2, 4x, last vs. Oklahoma State (2/21/17)
3 at TCU (2/24)	RS	3 at TCU (2/24/17)

### 2017


Date	Opponent	Pos	AB	R	H	RBI	2B	3B	HR	BB	SB	CS	HBP	SAC	SF	GDP	K	PO	A	E	Avg
Feb 17	NORTHWESTERN-1	*ss	4	0	0	0	0	0	0	0	0	0	0	0	0	0	0	0	0	0	0.00
Feb 17	NORTHWESTERN-2	*ss	4	0	1	0	0	0	0	0	0	0	0	0	0	0	0	1	8	1	125
Feb 18	NORTHWESTERN	*ss	4	2	2	2	1	1	0	0	0	0	0	0	0	0	0	1	8	0	250
Feb 21	OKLAHOMA STATE	*ss	5	0	1	0	0	0	0	0	0	0	0	0	0	0	0	0	2	2	235
Feb 24	at TCU	*ss	4	3	2	0	0	0	0	1	0	0	0	0	0	0	0	0	2	0	236
Feb 25	at TCU	*ss	5	0	0	0	0	0	0	0	0	0	0	0	0	0	0	3	1	0	231
Feb 26	at TCU	*ss	3	0	0	0	0	0	0	0	0	0	0	0	0	0	0	1	1	2	207
Mar 03	LOYOLA MARYMOUN	*ss	3	0	0	0	0	0	0	0	0	0	0	0	0	0	0	3	1	4	188
Mar 04	LOYOLA MARYMOUN	*ss	3	0	1	0	0	0	0	0	0	1	0	0	0	0	0	2	1	4	203
Mar 05	LOYOLA MARYMOUN	*ss	2	0	1	0	0	0	0	1	0	0	0	0	0	0	0	0	1	2	218
Mar 07	CAL STATE FULLERT	*ss	4	0	1	0	0	0	0	0	0	0	0	0	0	0	0	2	4	0	220
Mar 08	CAL STATE FULLERT	*ss	2	1	1	0	0	0	0	0	0	0	0	0	0	0	0	1	2	1	233
Mar 10	LONG BEACH STATE	*ss	2	2	1	0	0	0	1	0	0	0	0	0	0	0	0	1	0	2	244
Mar 11	LONG BEACH STATE	*ss	3	0	1	0	0	0	0	0	0	0	0	0	0	0	0	1	5	0	250
Mar 12	LONG BEACH STATE	*ss	4	0	0	0	0	0	0	0	0	0	0	0	0	0	0	4	3	1	231
Mar 16	OREGON STATE	*ss	3	0	0	0	0	0	0	0	0	0	0	0	0	0	0	1	2	1	218
Mar 24	at USC	*ss	1	0	1	0	1	0	0	0	0	0	0	0	0	0	0	3	0	0	232
Mar 24	at USC	*ss	4	0	1	0	0	0	0	0	1	0	0	0	0	0	0	1	1	1	233
Mar 26	at USC	*ss	1	0	0	0	0	0	0	0	0	0	0	0	0	0	0	1	4	1	230
Totals		19gs	61	8	14	5	2	1	0	3	1	1	1	4	0	1	16	36	60	8	230

### Career Year-by-Year

Year	avg	gp-gs	ab	r	h	2b	3b	hr	rbi	bb	so	sb-att
2016	.163	37-27	92	11	15	4	0	1	7	8	24	0-1
2017	.230	20-19	61	8	14	2	1	0	5	3	18	1-2
TOTAL	.190	57-46	153	19	29	6	1	1	12	11	42	1-3

# 2017 Sun Devil Baseball

## PLAYER BIOS




### Chaz Montoya #3 LHP

Freshman - 6'0 - 160  
Bats/Throws: L/L  
Glendale, Ariz.  
Centennial

2017 Season-High	Statistic	Career-High
5.2 at USC (3/25)	IP	5.2 at USC (3/25/17)
6 at USC (3/25)	SO	6 at USC (3/25/17)
2, twice, last at USC (3/25)	BB	2, twice, last at USC (3/25/17)

#### 2017

Date	Opponent	GS	IP	H	R	ER	BB	SO	2B	3B	HR	WP	BK	HBP	IBB	Score	W-L	Sv	ERA	NP
Feb 17	NORTHWESTERN-1	0	0	0	0	0	0	0	0	0	0	0	0	0	0	3-1	0-0	1	0.00	16
Feb 21	OKLAHOMA STATE	0	2	6	5	5	1	2	0	0	0	0	0	0	0	4-18	0-0	1	33.75	31
Feb 24	at TCU	0	0	0	0	0	0	2	0	0	0	0	0	0	0	13-9	0-0	1	22.50	7
Feb 26	at TCU	1	0	3	3	3	2	1	2	0	0	1	0	0	0	1-5	0-1	1	24.00	29
Mar 03	LOYOLA MARYMOUN	0	1	0	0	0	0	0	0	0	0	0	0	0	0	2-1	0-1	1	21.60	2
Mar 04	LOYOLA MARYMOUN	0	1	0	0	0	0	0	0	0	0	0	0	0	0	2-3	0-1	1	19.64	5
Mar 05	LOYOLA MARYMOUN	1	2	3	1	1	1	1	1	0	0	0	0	0	0	5-6	0-1	1	15.19	25
Mar 07	CAL STATE FULLERTON	0	1	1	0	0	1	1	0	0	0	0	0	0	0	4-10	0-1	1	14.29	11
Mar 10	LONG BEACH STATE	3	1	0	0	0	0	5	0	0	0	0	0	0	0	7-6	1-1	1	9.00	45
Mar 18	OREGON STATE	2	4	0	0	0	0	3	0	0	0	0	0	0	0	0-4	1-1	1	7.15	30
Mar 24	at USC	2	2	0	0	0	2	6	0	0	0	0	0	0	0	7-0	2-1	1	4.76	88
Totals		1	17.0	19	9	9	9	21	5	0	0	1	0	0	0	1-49-65	2-1	1	4.76	-



### James Ryan #39 RHP

Sophomore - 6'2 - 190  
Bats/Throws: R/R  
Huntington Beach, Calif.  
Marina


2017 Season-High	Statistic	Career-High
3.0 vs. Northwestern (2/18)	IP	4.0 at Fullerton (4/9/16)
4 vs. Oregon State (3/17)	SO	4 vs. Oregon State (3/17/17)
1 vs. Oregon State (3/17)	BB	2 vs. Oregon (5/7/16)

#### 2017

Date	Opponent	GS	IP	H	R	ER	BB	SO	2B	3B	HR	WP	BK	HBP	IBB	Score	W-L	Sv	ERA	NP
Feb 18	NORTHWESTERN	3	0	0	0	0	0	1	0	0	0	0	0	0	0	6-2	1-0	0	0.00	22
Feb 24	at TCU	1	1	4	4	4	0	2	0	0	3	0	0	0	0	13-9	1-0	0	8.31	31
Mar 05	LOYOLA MARYMOUN	1	1	2	1	1	0	0	1	0	0	0	0	0	0	5-6	1-0	0	7.94	20
Mar 07	CAL STATE FULLERTON	1	0	2	2	2	0	0	0	0	0	0	0	0	0	4-10	1-1	0	9.45	8
Mar 17	OREGON STATE	1	1	3	2	2	1	4	1	0	0	0	0	0	0	4-10	1-1	0	10.12	39
Totals		0	6.0	11	9	9	1	7	2	0	3	0	0	0	0	29-39	1-1	0	10.12	-

#### Career Year-by-Year

Year	era	w-l	app	gs	cg	sho	sv	ip	h	r	er	bb	so
2016	5.28	0-0	19	1	0	0/0	1	29.0	41	19	17	7	19
2017	10.12	1-1	5	0	0	0/0	0	8.0	11	9	9	1	7
TOTAL	6.32	1-1	24	1	0	0/0	1	37.0	52	28	26	8	26



### Grant Schneider #29 RHP

Junior - 6'3 - 205  
Bats/Throws: R/R  
Austin, Tex.  
Lake Travis

2017 Season-High	Statistic	Career-High
3.2 vs. Fullerton (3/8)	IP	3.2 vs. Fullerton (3/8/17)
4 vs. Fullerton (3/8)	SO	4 vs. Fullerton (3/8/17)
3 vs. Fullerton (3/8)	BB	3, twice, last vs. Fullerton (3/8/17)

#### 2017

Date	Opponent	GS	IP	H	R	ER	BB	SO	2B	3B	HR	WP	BK	HBP	IBB	Score	W-L	Sv	ERA	NP
Feb 21	OKLAHOMA STATE	2	2	4	3	1	0	1	0	0	0	0	0	0	0	4-18	0-0	0	3.38	32
Feb 25	at TCU	0	0	0	0	0	1	1	0	0	0	0	0	0	0	4-8	0-0	0	2.70	11
Feb 28	NEW MEXICO STATE	1	0	3	2	2	0	2	1	0	0	0	0	0	0	12-5	0-0	0	6.23	22
Mar 08	CAL STATE FULLERTON	3	2	10	6	6	3	4	3	0	0	1	0	0	0	4-13	0-0	0	10.12	88
Mar 18	OREGON STATE	0	1	1	1	1	0	0	0	0	0	0	0	0	0	0-4	0-0	0	10.80	14
Totals		0	8.1	18	12	10	4	8	4	0	0	1	0	0	0	24-48	0-0	0	10.80	-

#### Career Year-by-Year

Year	era	w-l	app	gs	cg	sho	sv	ip	h	r	er	bb	so
2015	12.00	0-0	3	0	0	0/0	0	3.0	2	4	4	4	3
2016	8.38	0-0	9	0	0	0/0	1	9.2	12	11	9	11	7
2017	10.80	0-0	5	0	0	0/0	0	8.1	18	12	10	4	8
TOTAL	9.86	0-0	17	0	0	0/0	1	21.0	32	27	23	19	18



### Andrew Shaps #16 OF

Junior - 6'1 - 190  
Bats/Throws: L/L  
Paradise Valley, Ariz.  
Chaparral

2017 Season-High	Statistic	Career-High
3 at USC (3/24)	Hits	3, 4x, last at USC (3/24/17)
2 vs. LBSU (3/10)	RBI	3, twice, last at UCLA (5/20/16)
2, 3x, last at USC (3/25)	RS	2, 8x, last at USC (3/25/17)

#### 2017


Date	Opponent	Pos	AB	R	H	RBI	2B	3B	HR	BB	SB	CS	HBP	SAC	SF	OPF	K	PO	A	E	Avg	
Feb 25	at TCU	*of	3	2	2	0	0	0	0	0	0	0	0	0	0	0	0	3	0	0	.667	
Feb 26	at TCU	*of	4	0	0	0	0	0	0	1	1	0	0	0	0	0	0	3	0	0	.286	
Feb 28	NEW MEXICO STATE	*of	4	1	0	0	0	0	0	2	0	0	0	0	0	0	0	1	0	0	.182	
Mar 03	LOYOLA MARYMOUN	*of	4	0	1	1	0	0	0	0	0	0	0	0	0	0	0	1	0	0	.200	
Mar 04	LOYOLA MARYMOUN	*of	4	0	1	0	0	0	0	0	0	0	0	0	0	0	0	1	3	0	.211	
Mar 05	LOYOLA MARYMOUN	*of	5	2	2	1	0	0	1	0	0	0	0	0	0	0	0	0	1	0	.250	
Mar 07	CAL STATE FULLERT	*of	5	1	2	1	1	0	0	0	0	0	0	0	0	0	0	2	0	0	.276	
Mar 08	CAL STATE FULLERT	*of	3	0	1	0	0	0	0	0	0	0	0	0	0	0	1	0	0	0	.281	
Mar 10	LONG BEACH STATE	*of	5	1	1	2	0	0	0	0	0	0	0	0	0	0	3	0	0	0	.270	
Mar 11	LONG BEACH STATE	*of	4	1	2	0	0	0	0	0	1	0	0	0	0	0	1	3	0	0	.293	
Mar 12	LONG BEACH STATE	*of	3	1	1	1	0	0	1	1	0	0	0	0	0	0	0	4	0	0	.295	
Mar 16	OREGON STATE	*of	4	0	1	0	0	0	0	0	0	0	0	0	0	0	0	1	2	0	.292	
Mar 17	OREGON STATE	*of	4	1	1	0	0	0	0	0	0	0	0	0	0	0	0	0	2	0	.288	
Mar 18	OREGON STATE	*of	4	0	0	0	0	0	0	0	0	0	0	0	0	0	1	2	3	0	.268	
Mar 24	at USC	*of	4	1	3	1	0	0	1	1	0	0	0	0	0	0	0	4	0	0	.300	
Mar 24	at USC	*of	5	2	2	0	1	0	0	0	0	0	0	0	0	0	0	3	1	0	.308	
Mar 26	at USC	*of	4	0	0	1	0	0	0	1	0	1	0	0	0	0	0	2	0	0	.290	
Mar 28	UNLV	*of	4	0	0	0	0	0	0	0	0	0	0	0	0	0	0	2	0	0	.274	
Totals		18gs	73	13	20	8	2	0	2	8	4	3	0	0	0	0	3	6	47	2	1	.274

#### Career Year-by-Year

Year	avg	gp-gs	ab	r	h	2b	3b	hr	rbi	bb	so	ab-att
2015	.000	25-0	6	1	0	0	0	0	1	0	3	0-0
2016	.321	57-56	212	29	68	12	4	2	27	13	37	6-11
2017	.274	18-18	73	13	20	2	0	2	8	8	6	4-7
TOTAL	.302	100-74	291	43	88	14	4	4	36	21	46	10-18

# 2017 Sun Devil Baseball

## PLAYER BIOS



### Andrew Snow

**#4**  
**INF**

Junior - 6'1 - 185  
Bats/Throws: R/R  
Woodland, Calif.  
Jesuit


2017 Season-High	Statistic	Career-High
4 vs. NMSU (2/28)	Hits	4 vs. NMSU (2/28/17)
3 vs. NMSU (2/28)	RBI	4 at Washington State (4/2/16)
2, twice, last vs. NMSU (2/28)	RS	3 vs. New Mexico (4/29/16)

### 2017

Date	Opponent	Pos	AB	R	H	RBI	2B	3B	HR	BB	SB	CS	HBP	SAC	SF	GDP	K	PO	A	E	Avg
Feb 17	NORTHWESTERN-1	*3b	4	1	2	1	0	0	0	0	0	0	0	0	0	0	0	1	1	1	500
Feb 17	NORTHWESTERN-2	*3b	2	1	1	0	0	0	0	1	0	0	0	0	0	0	0	1	2	3	500
Feb 18	NORTHWESTERN	ph	1	0	0	0	0	0	0	0	0	0	0	0	0	0	0	1	0	0	429
Feb 21	OKLAHOMA STATE	ph/3b	1	0	0	0	0	0	0	0	0	0	0	0	0	0	0	1	0	0	375
Feb 24	at TCU	*3b	4	2	1	2	0	0	0	1	0	0	0	0	0	0	0	1	0	1	333
Feb 25	at TCU	*3b	3	0	1	0	0	0	0	1	0	0	0	0	0	0	0	1	0	0	333
Feb 26	at TCU	ph	1	0	1	0	0	0	0	0	0	0	0	0	0	0	0	0	0	0	375
Feb 28	NEW MEXICO STATE	*2b	4	2	4	3	1	0	0	1	0	0	0	0	0	0	0	1	3	1	500
Mar 03	LOYOLA MARYMOUN	*1b	4	0	2	0	1	0	0	0	0	0	0	0	0	0	0	1	10	0	500
Mar 04	LOYOLA MARYMOUN	*2b	4	1	0	0	0	0	0	0	0	0	0	0	0	0	0	1	12	1	429
Mar 05	LOYOLA MARYMOUN	*1b/2b	5	0	0	0	0	0	0	0	0	0	0	0	0	0	0	1	13	0	364
Mar 08	CAL STATE FULLERTON	*1b	3	0	0	0	0	0	0	0	0	0	0	0	0	0	0	1	3	0	333
Mar 10	LONG BEACH STATE	ph	1	0	0	0	0	0	0	0	0	0	0	0	0	0	0	0	0	0	324
Mar 16	OREGON STATE	ph/2b	2	0	0	0	0	0	0	0	0	0	0	0	0	0	0	0	0	0	324
Mar 17	OREGON STATE	*2b	4	0	0	0	0	0	0	0	0	0	0	0	0	0	0	0	1	2	302
Mar 18	at USC	*2b	3	0	0	0	0	0	0	0	0	0	0	0	0	0	0	2	2	2	293
Mar 24	at USC	ph/dh	2	0	0	0	0	0	0	0	0	0	0	0	0	0	0	0	1	0	271
Mar 24	at USC	ph/1b	1	0	0	0	0	0	0	0	0	0	0	0	0	0	0	1	0	0	265
Mar 26	at USC	pr/2b	2	1	1	0	0	0	0	0	0	0	0	0	0	0	0	0	0	1	275
Mar 28	UNLV	*2b	4	0	0	0	0	0	0	0	0	0	0	0	0	0	0	2	3	0	265
Totals		12gs	55	8	14	9	3	0	0	4	0	0	2	0	2	2	11	36	18	7	255

### Career Year-by-Year

Year	avg	gp-gs	ab	r	h	2b	3b	hr	rbi	bb	so	sb-att
2015	.300	48-40	140	18	42	6	1	2	24	10	31	1-5
2016	.276	54-52	192	24	53	13	0	0	24	16	36	2-4
2017	.255	20-12	55	8	14	3	0	0	9	4	11	0-0
TOTAL	.282	122-104	387	50	109	22	1	2	57	30	78	3-9



### Fitz Stadler

**#22**  
**RHP**

Sophomore - 6'9 - 234  
Bats/Throws: R/R  
Glenview, Ill.  
Glenbrook South


2017 Season-High	Statistic	Career-High
3.2 vs. NMSU (2/28)	IP	3.2 vs. NMSU (2/28/17)
2, 3x, last vs. Fullerton (3/8)	SO	2, 6x, last vs. Fullerton (3/8/17)
1 vs. NMSU (2/28)	BB	3 at UCLA (5/21/16)

### 2017

Date	Opponent	GS	IP	H	R	ER	BB	SO	2B	3B	HR	WP	BK	HBP	IBB	Score	W-L	Sv	ERA	NP
Feb 17	NORTHWESTERN-2	*	2.1	1	1	0	0	2	0	0	0	0	0	0	0	4-3	0-0	0	0.00	39
Feb 26	at TCU	*	1.0	2	1	1	0	0	0	0	0	0	0	0	0	2-5	0-0	0	2.45	19
Feb 28	NEW MEXICO STATE	*	3.2	1	2	2	1	1	0	0	0	0	0	0	0	12-5	1-0	0	3.68	42
Mar 05	LOYOLA MARYMOUN	*	2.0	1	0	0	0	0	0	0	0	0	0	0	0	5-8	1-0	0	2.59	27
Mar 08	CAL STATE FULLERTON	*	2.0	8	7	4	0	2	1	1	0	1	0	0	0	4-13	1-1	0	5.56	51
Mar 12	LONG BEACH STATE	*	1.2	1	0	0	0	0	0	0	0	0	0	0	0	8-5	1-1	0	4.85	14
Totals		1	13.0	14	10	7	1	7	1	2	0	1	0	2	0	35-39	1-1	0	4.85	-

### Career Year-by-Year

Year	era	w-l	app	gs	cg	sho	sv	ip	h	r	er	bb	so
2016	9.35	0-1	12	1	0	0/0	0	17.1	30	22	18	15	10
2017	4.85	1-1	6	1	0	0/0	0	13.0	14	10	7	1	7
TOTAL	7.42	1-2	18	2	0	0/0	0	30.1	44	32	25	16	17



### Reagan Todd

**#18**  
**LHP/INF**

Redshirt Sophomore - 6'3 - 215  
Bats/Throws: L/L  
Centennial, Colo.  
Regis Jesuit


2017 Season-High	Statistic	Career-High
3.2 at USC (3/26)	IP	6.0 vs. UC Davis (3/13/16)
5, twice, last vs. LMU (3/4)	SO	4, twice, last vs. LMU (3/4/17)
3 at USC (3/26)	BB	4 vs. Washington (4/10/16)

### 2017

Date	Opponent	GS	IP	H	R	ER	BB	SO	2B	3B	HR	WP	BK	HBP	IBB	Score	W-L	Sv	ERA	NP
Feb 17	NORTHWESTERN-1		1.1	0	0	0	1	0	0	0	0	0	0	0	0	3-1	0-0	0	0.00	15
Feb 18	NORTHWESTERN		3.0	2	0	0	0	5	0	0	0	1	0	0	0	6-2	0-0	0	0.00	38
Feb 24	at TCU		1.0	2	3	3	2	1	0	0	0	0	0	0	0	13-9	0-0	0	5.06	33
Feb 28	NEW MEXICO STATE		1.2	2	0	0	0	0	2	1	0	0	0	0	0	12-5	0-0	0	3.86	25
Mar 03	LOYOLA MARYMOUN		0.2	1	0	0	0	0	0	0	0	0	0	0	0	2-1	0-0	1	3.52	7
Mar 04	LOYOLA MARYMOUN		2.0	3	2	2	0	5	0	1	0	1	0	0	0	2-3	0-1	1	4.66	33
Mar 11	LONG BEACH STATE		2.2	2	2	2	2	1	1	0	0	0	0	0	0	9-4	1-1	1	5.11	41
Mar 18	OREGON STATE		1.2	2	1	1	0	1	2	0	0	0	0	0	0	0-4	1-1	1	5.14	27
Mar 26	at USC		3.2	5	5	3	3	0	1	0	0	0	0	0	0	4-7	1-2	1	5.60	58
Totals		0	17.2	19	13	11	8	15	5	1	0	2	0	0	0	51-36	1-2	1	5.60	-

### Career Year-by-Year

Year	era	w-l	app	gs	cg	sho	sv	ip	h	r	er	bb	so
2016	6.64	1-4	15	6	0	0/0	0	42.0	53	36	31	20	37
2017	5.60	1-2	9	0	0	0/0	1	17.2	19	13	11	8	15
TOTAL	6.34	2-6	24	6	0	0/0	1	59.2	72	49	42	28	52



### Spencer Van Scoyoc

**#44**  
**LHP/INF**

Freshman - 6'4 - 200  
Bats/Throws: L/L  
Cedar Rapids, Iowa  
Jefferson

2017 Season-High	Statistic	Career-High
6.0 at TCU (2/26)	IP	6.0 at TCU (2/26/17)
4, twice, last vs. LMU (3/11)	SO	4, twice, last vs. LMU (3/11/17)
5 at TCU (2/26)	BB	5 at TCU (2/26/17)


### 2017

Date	Opponent	GS	IP	H	R	ER	BB	SO	2B	3B	HR	WP	BK	HBP	IBB	Score	W-L	Sv	ERA	NP
Feb 18	NORTHWESTERN	*	2.1	1	1	1	3	3	0	0	0	0	0	0	0	6-2	0-0	0	3.86	52
Feb 26	at TCU	*	6.0	2	1	0	5	4	0	0	0	0	0	0	0	2-5	0-0	0	1.08	103
Mar 04	LOYOLA MARYMOUN	*	5.0	4	1	1	4	4	1	0	0	1	0	1	0	2-3	0-0	0	1.35	85
Mar 11	LONG BEACH STATE	*	4.2	2	2	2	4	1	1	0	0	0	0	3	0	9-4	0-0	0	2.00	92
Mar 17	OREGON STATE	*	4.1	6	3	2	2	3	0	1	0	0	1	0	0	1-10	0-1	0	2.42	77
Mar 26	at USC	*	2.1	3	3	2	2	1	0	0	0	1	0	0	0	4-7	0-1	0	2.92	51
Totals		6	24.2	18	10	8	21	13	3	0	0	3	1	6	0	24-31	0-1	0	2.92	-



# 2017 Sun Devil Baseball

## PLAYER BIOS



**Tanner West**

**#38  
LHP**

Freshman - 6'2 - 190  
Bats/Throws: L/L  
Albuquerque, New Mex.  
Volcano Vista

**2017 Season-High.....Statistic.....Career-High**  
3.1 vs. Fullerton (3/8).....IP.....3.1 vs. Fullerton (3/8/17)  
2 vs. Fullerton (3/8).....SO.....2 vs. Fullerton (3/8/17)  
2 vs. Oklahoma State (2/21).....BB.....2, vs. Oklahoma State (2/21/17)

### 2017

Date	Opponent	GS	IP	H	R	ER	BB	SO	2B	3B	HR	WP	BK	HBP	IBB	Score	W-L	Sv	ERA	NP
Feb 21	OKLAHOMA STATE		0.1	2	2	2	2	1	0	0	0	0	0	0	0	4-18	0-0	0	54.00	20
Feb 25	at TCU		0.2	0	0	0	0	1	0	0	0	0	0	0	0	4-8	0-0	0	18.00	11
Mar 08	CAL STATE FULLERT		3.1	0	0	0	1	2	0	0	0	0	0	1	0	4-13	0-0	0	4.15	43
Mar 12	LONG BEACH STATE		0.1	2	1	0	2	0	0	0	0	0	0	0	0	8-5	0-0	0	3.86	21
Totals		0	4.2	4	3	2	5	4	0	0	0	0	0	1	1	20-44	0-0	0	3.86	



**Tyler Williams**

**#25  
OF**

Sophomore - 6'3 - 236  
Bats/Throws: R/R  
Peoria, Ariz.  
Raymond S. Kellis


**2017 Season-High.....Statistic.....Career-High**  
2, twice, last at USC (3/24).....Hits.....3 vs. California (4/15/16)  
3 at USC (3/24).....RBI.....3 at USC (3/24/17)  
1, 5x, last vs. UNLV (3/28).....RS.....3 at Washington State (4/2/16)

### 2017

Date	Opponent	Pos	AB	R	H	RBI	2B	3B	HR	BB	CS	HBP	SAC	SF	GDP	K	PO	A	E	Avg
Feb 17	NORTHWESTERN-2	ph/dh	2	0	1	0	1	0	0	0	0	0	0	0	0	0	0	0	0	500
Feb 21	OKLAHOMA STATE	ph/dh	2	1	1	1	0	0	1	0	0	0	0	0	0	0	0	0	0	500
Feb 24	at TCU	*dh	4	1	2	2	0	0	1	0	0	0	1	0	0	1	0	0	0	500
Feb 25	at TCU	*dh	4	0	1	1	0	0	0	0	0	0	0	0	0	1	0	0	0	417
Feb 26	at TCU	*dh	5	0	0	1	0	0	0	0	0	0	0	0	0	0	0	0	0	294
Feb 28	NEW MEXICO STATE	*dh	3	1	0	1	0	0	0	2	0	0	0	0	0	0	0	0	0	250
Mar 03	LOYOLA MARYMOUN	*dh	2	0	0	0	0	0	0	0	0	0	1	0	0	0	0	0	0	227
Mar 04	LOYOLA MARYMOUN	ph/dh	1	0	0	0	0	0	0	1	0	0	0	0	0	0	0	0	0	217
Mar 05	LOYOLA MARYMOUN	*dh	4	0	1	1	1	0	0	0	0	0	0	0	0	0	0	0	0	222
Mar 07	CAL STATE FULLERT	*dh	4	0	1	0	0	0	0	0	0	0	0	0	0	0	2	0	0	226
Mar 08	CAL STATE FULLERT	*dh	3	1	1	0	0	0	0	0	0	0	0	0	0	0	1	0	0	235
Mar 10	LONG BEACH STATE	ph	1	0	0	0	0	0	0	0	0	0	0	0	0	0	1	0	0	229
Mar 15	OREGON STATE	ph/of	2	0	0	0	0	0	0	0	0	0	0	0	0	0	0	0	3	216
Mar 17	OREGON STATE	ph	1	0	0	0	0	0	0	0	0	0	0	0	0	0	0	0	0	211
Mar 18	OREGON STATE	ph	1	0	0	0	0	0	0	0	0	0	0	0	0	0	0	0	0	205
Mar 24	at USC	*dh	4	0	2	3	0	0	0	2	0	0	0	0	0	0	0	0	0	233
Mar 25	at USC	*dh	2	0	0	0	0	0	0	0	0	0	0	0	0	0	0	0	0	222
Mar 28	UNLV	*dh	3	1	1	2	0	0	1	1	0	0	0	0	0	0	0	0	0	229
Totals		11gs	48	5	11	12	2	0	3	4	2	0	2	0	1	1	9	3	0	229

### Career Year-by-Year

Year	avg	gp-gs	ab	r	h	2b	3b	hr	rbi	bb	so	sb-att
2016	.205	38-23	88	15	18	4	2	0	8	14	17	3-5
2017	.229	18-11	48	5	11	2	0	3	12	4	9	2-2
TOTAL	.213	56-34	136	20	29	6	2	3	20	18	26	5-7



**Jackson Willeford**

**#19  
INF**

Redshirt Senior - 5'9 - 175  
Bats/Throws: L/R  
Ramona, Calif.  
Ramona

**2017 Season-High.....Statistic.....Career-High**  
1, 7x, last at USC (3/25).....Hits.....1, 6x, last vs. Oregon State (3/7/17)  
1 vs. LMU (3/3).....RBI.....1 vs. LMU (3/3/17)  
2 vs. Fullerton (3/7).....RS.....2 vs. Fullerton (3/7/17)

### 2017

Date	Opponent	Pos	AB	R	H	RBI	2B	3B	HR	BB	CS	HBP	SAC	SF	GDP	K	PO	A	E	Avg
Feb 25	at TCU	ph	0	0	0	0	0	0	0	0	0	0	0	0	0	0	0	0	0	.000
Feb 26	at TCU	*2b	3	1	1	0	0	0	0	1	0	0	0	0	0	1	2	1	0	.333
Mar 03	LOYOLA MARYMOUN	*2b	3	1	1	1	0	0	0	1	0	0	0	0	0	1	2	1	0	.333
Mar 05	LOYOLA MARYMOUN	*3b	4	0	0	0	0	0	0	0	0	0	0	0	0	1	0	1	0	.200
Mar 07	CAL STATE FULLERT	*3b	3	0	1	0	0	0	0	2	0	0	0	0	0	1	2	4	0	.231
Mar 08	CAL STATE FULLERT	*3b	4	0	0	0	0	0	0	0	0	0	0	0	0	3	2	3	0	.176
Mar 10	LONG BEACH STATE	*3b	2	0	0	0	0	0	0	1	0	0	0	0	0	0	2	2	0	.158
Mar 11	LONG BEACH STATE	*3b	3	0	1	1	0	0	0	0	0	0	0	0	0	0	0	1	1	.182
Mar 12	LONG BEACH STATE	*3b	3	0	1	1	1	0	0	1	0	0	0	0	0	1	2	3	0	.200
Mar 16	OREGON STATE	*3b	1	0	0	0	0	0	0	0	0	0	0	0	0	1	0	1	0	.192
Mar 17	OREGON STATE	*3b	2	0	1	0	0	0	0	0	0	0	0	0	0	0	0	2	1	.214
Mar 18	OREGON STATE	*3b	1	0	0	0	0	0	0	0	0	0	0	0	0	0	1	1	0	.207
Mar 24	at USC	*3b	5	0	1	0	0	0	0	0	0	0	0	0	0	1	2	2	0	.206
Mar 26	at USC	ph/2b	2	0	0	0	0	0	0	1	0	0	0	0	0	2	2	2	0	.194
Totals		12gs	36	4	7	3	2	0	0	9	0	0	1	0	0	12	20	25	5	.194