

ASU 2018-2019 SCHEDULE

Date Opp. (TV/Radio).....FINAL/TIP

11/6 CS Fullerton (P12).... W, 102-94 2OT

MGM RESORTS MAIN EVENT-TEMPE

11/9 McNeese State (P12)..... W, 80-52

11/12 LBSU (P12)..... W, 90-58

11/15 @San Francisco (P12)..... PPD

MGM MAIN EVENT/T-MOBILE

11/19 #15 Miss. St. (ESPN)..... W, 72-67

11/21 Utah State (ESPN)..... W, 87-82

11/28 Omaha (P12/620 AM)..... W, 89-71

12/1 Texas Southern (P12/98.7)..... W, 83-71

12/7 #6 Nevada at HoopHall Classic
(@STAPLES/ESPN2/620)..... L, 66-72

12/15 @Georgia (SEC/620)..... W, 76-74

12/17 @Vanderbilt (SEC/620)..... L, 65-81

12/22 #1 Kansas (ESPN2/620)..... W, 80-76

12/29 Princeton (P12/98.7)..... L, 66-67

1/3 Utah (P12/620 AM)..... L, 86-96

1/5 Colorado (P12/98.7 FM)..... W, 83-61

1/9 @California (P12/620 AM)..... W, 80-66

1/12 @Stanford (P12/620 AM)..... L, 71-85

1/17 Oregon St. (FS1/620 AM)..... W, 70-67

1/19 Oregon (P12/98.7 FM)..... W, 78-64

1/24 @UCLA (FS1/620 AM)..... W, 84-73

1/26 @USC (ESPN2/98.7 FM)..... L, 67-69

1/31 Arizona (ESPN2/620 AM)W, 95-88 OT

2/7 Wash. St. (P12/620 AM)..... L, 70-91

2/9 Washington (ESPN/98.7 FM) W, 75-63

2/13 @Colorado (FS1/620 AM)..... L, 73-77

2/16 @Utah (FS1/98.7 FM)..... W, 98-87

2/20 Stanford (ESPN2/98.7 FM)..... W, 80-62

2/24 California (P12/620 AM)..... W, 69-59

2/28 @Oregon (P12/98.7 FM)..... L, 51-79

3/3 @Oregon St. (ESPN/98.7)..... 5 PT

3/9 @Arizona (CBS/620 AM)..... 2

(Pac-12 Tournament/Las Vegas)

3/14

-16 T-Mobile Arena..... TBD

FINAL FOUR TRIVIA

Coach Hurley (1992) and Danny Manning (1988) are only current college coaches who earned Final Four MOP.

TURNED IT AROUND FAST

Buffalo was 285-369 (.436) in 22 seasons after going DI (1991-2013). The Bulls were 42-20 (.678) in Coach Hurley's two seasons. He is 112-76 (.596) in six years as a head coach.

SUN DEVIL

M E N ' S B A S K E T B A L L

@SUNDEVILHOOPS (20-9; 11-6) CLOSES REGULAR SEASON IN TUCSON

Sat., Mar. 9 - at Arizona (17-13; 8-9)

2 p.m./CBS/620 AM

ASU w/10 Quad 1&2 wins

ASU VS. UA: The Arizona State Sun Devils (20-9; 11-6) -- who advanced to the NCAA Tournament for the first time since 2014 last year and just the fourth time in 24 seasons -- finish the regular season with a CBS tilt at Arizona on Saturday, March 9, at 2 p.m. ASU enters the final game of the season with a 10-5 mark in Quad 1 & 2 games, including Quad 1 wins over Kansas in Tempe and Utah State and Mississippi State in Las Vegas.

NOT TAKING THIS FOR GRANTED: ASU will finish in the second spot of the Pac-12 standings for just the fourth time in its 41-year Pac-10/12 history, as it also finished second in 2009-10, 1980-81 and 1979-80. ASU has a chance to win 12 games for just the sixth time and has won 11 for just the tenth time.

BEST PAC-12 RECORDS (11-6 IN 2018-19)

16-2 (1): 1980-81

15-3 (2): 1979-80

12-6 (3): 2009-10, 1994-95, 1982-83

11-7 (3): 2008-09, 2002-03, 1992-93

MARCH CHATTER: This time of the year brings people chirping about Quads and bubbles, so here is one on ASU: its 10 wins and 10-5 (.667) mark vs. Quads 1&2 is the best by any team projected as a 10-12 seed. Also, it is hard to find many in the same boat with an OOC SOS of 42.

GAME 21: ASU 95, ARIZONA 88 OT/JAN. 31, 2019): Remy Martin had 31 points and eight assists while Zylan Cheatham had 22 rebounds -- the most by any Pac-12 player in a league game in 19 seasons -- to lead ASU to the win over hot-shooting Arizona. ASU had five players in double digits, as Luguentz Dort had 15 points with six assists, Rob Edwards chipped in with 19 and Romello White had 13. ASU made 16-of-22 (.727) from the field in the second half to counter Arizona's 14-of-28 three-point shooting for the game. ASU outscored UA 12-5 in overtime as Cheatham had seven rebounds in the overtime. ASU held UA to 0-of-4 field goals in the extra stanza and scored the first seven points.

13 QUICK SPARKY NOTES (IN HONOR OF 2018 NBA MVP JAMES HARDEN)

✓ 10-5 mark in Quad 1&2 games

✓ Quad 1 wins over Kansas State, Utah State and Mississippi State

✓ Second in the Pac-12 in scoring (77.9)

✓ Second in Pac-12 in FG% defense (.411)

✓ Leads league in offensive rebounds per game (12.4)

✓ Has held 13 opponents under 40 percent shooting (8 Pac-12 games)/12-1 in those games

✓ Zylan Cheatham is averaging 11.6 ppg, 10.5 rpg (Pac-12 leader) and 3.3 apg

✓ 6-4 in two-possession games this year after going 4-7 last year (12-16 previous 3 seasons)

✓ 21 halftime-deficit comebacks under Bobby Hurley (12 previous 5 seasons)

✓ Kansas was sixth top-10 OOC opponent Coach Hurley played, ASU faced one in previous 17 seasons

✓ Remy Martin leads P12 with 2.7 A/TO; second at 5.1 assists per game

✓ Best approach vertical on team is Zylan Cheatham at 41.5 inches, Remy Martin not far behind at 40

✓ Seven Sun Devils have led the team in scoring this year

JUMP: Best standing verticals on the team: De'Quon Lake and Luguentz Dort both did 34 inches, while Zylan Cheatham is at 33.5 inches.

ASU MEDIA RELATIONS: ASU men's basketball SID Doug Tammaro can be reached directly at 480-734-7795 or via e-mail at tammaro@asu.edu. The ASU website is: www.TheSunDevils.com.

POS #	SUN DEVIL	YR	HT/WT	2018-2019 SUN DEVIL ROSTER NOTES
G 0	Luguentz Dort	FR	6-4/215	Top-100 recruit who is strong and gets in the lane with ease; speaks French
G 1	Remy Martin	SO	6-0/170	Top-100 2017 signee; energizer bunny, 2018 Pac-12 Co-Sixth Man of the Year
G 2	Rob Edwards	JR	6-4/205	Transfer from Cleveland State who was CSU's leader scorer
F 3	Mickey Mitchell	JR	6-7/225	Played lot of minutes as freshman at Ohio State in 2015-16--OUT WITH BACK INJURY
G 5	Kyle Feit	FR	6-4/190	Product of IMG Academy
F 10	Vitaliy Shibel	SO	6-9/210	Sophomore who had ACL injury and redshirted 2016-17/from Ukraine
G 11	Elias Valtonen	FR	6-7/195	Finland native with solid shooting stroke
G 14	Kimani Lawrence	SO	6-7/200	Long sophomore can guard 5 positions & play 4 of them/ <u>missed first 13 games last year</u>
G 21	Jack Roggin	FR	6-0/165	Walk-on from Southern California
F 23	Romello White	SO	6-8/220	Atlanta product who had Jerry Stackhouse as his AAU coach
G 24	Jordan Salzman	SO	5-10/175	Walkon from New York
G 25	Grant Fogerty	SO	6-0/175	Local walkon addition from Desert Mountain High School in Scottsdale
G 31	Trevor Thompson	SO	6-2/175	Second-year walkon from Moon Valley High School in Phoenix
F 32	De'Quon Lake	SR	6-10/225	JC transfer originally from Virgin Islands/24 points, 8 boards, 3 blocks in 2017-18 opener
C 34	Uros Plavsic	FR	7-0/240	Serbian big man with good athletic ability/PLAN IS TO REDSHIRT THIS YEAR
F 35	Taeshon Cherry	FR	6-8/210	San Diego big man who was in everyone's top-75/Solid 3-point range
F 45	Zylan Cheatham	SR	6-8/201	Transfer from San Diego State/smart and energetic and vocal leader
Head Coach: Bobby Hurley/42-20 at Buffalo (2013-15); 1992 Final Four MOP; 58-49 (.542) at ASU/4th year				
Coaching Staff: Rashon Burno, Anthony Coleman, Drazen Zlovacic				
Special Assistant to HC: Ben Wood		Video: Justin McLean		
Operations: Derrick Wrobel		Performance: Daniel Marshall		

ROB EDWARDS: In the first nine games, Rob Edwards played in just three due to back injury and went scoreless in two. He went from Nov. 7-Dec. 16 without scoring a point. In those three games he did play, he was 4-of-26 (.154) from field and 2-of-9 (.222) from three and had 14 points (all against CSF in the opener). Many didn't notice because ASU was 6-0, and two of the wins were very impressive (current Quad 1 victories Mississippi State and Utah State). In the 19 games since he is shooting 42-of-106 (.396) from three, made 53-of-67 (.791) free throws and is averaging 12.5 points. He dropped buckets in some big wins, with 15 off the bench vs. #1 Kansas, 19 vs. Arizona, 28 at Utah and 13 at Oregon State.

Z NOTE: Zylan Cheatham is tied for second in the Pac-12 with 12 double-doubles – but is five points and five rebounds shy of **EIGHT** more. What? Yup...he needed one more point and one more rebound vs. Washington, one more point at UCLA and at Vanderbilt, two more points vs. California and one more rebound **FOUR** times (vs. Oregon, Mississippi State, Long Beach State and Cal State Fullerton).

ON THE BOARDS: ASU has outrebounded 21 of 30 opponents this year after doing so just 14 times in 32 games last year. Zylan Cheatham is averaging 12.0 boards in his past 10 contests. His 17 double-figure rebounding games is tied for the Pac-12 lead and he leads the league with 10.5 caroms per contest. He is averaging 10.8 rebounds in Pac-12 play, also best in the league.

ATTENDANCE: Last year ASU averaged a school-record 10,603 fans, as the 4,103 extra bodies from 2016-17 to 2017-18 was the second-best increase in all of college hoops. This year 168,602 entered "The Bank" -- the nickname student broadcaster Braiden Bell tagged Wells Fargo Arena last year -- an average of 10,538, second-best in school history.

22: Zylan Cheatham had 22 rebounds (seven in overtime) vs. Arizona on Jan. 31, the most in Pac-12 game in the past 19 seasons and the most since Dave Bluthenthal grabbed 28 vs. Arizona State on Jan. 20, 2000 He is just the second Pac-10/12 player to notch two 20-rebound league games since UA/ASU joined the Pac-10 back in the summer of 1978.

20-REBOUND PAC-12 GAMES IN ONE SEASON (1978-79 TO PRESENT)

Zylan Cheatham, ASU (22 vs. UA, 1/31/19; 20 at UCLA, 1/24/19)
Mark McNamara, Cal (22 at UA on 1/30/82; 20 at UW, 1/16/82)

REMY: Remy had his November and early December ruined by a bum ankle but check out his numbers after first eight games and digest some quick notes...only player with an 11-assist game in a Pac-12 road game this year (11 at UCLA)...one of nine Pac-12 players with 30 points in a league game this year (31 vs. Arizona)...10 made free throws vs. Arizona matches the most in a league tilt this year.

REMY MARTIN FIRST 8/PAST 21

FG: 18-55 (.327)/100-241 (.414)

3PT: 4-22 (.182)/37-103 (.359)

APG: 4.0/5.6 / **A-TO:** 2:1/2.8:1

PPG: 10.5/13.7

20+ PT GAMES: 0/4 / **DUNKS:** 0/2

REBOUNDING: ASU is outrebounding its opponents by +4.9 boards per game (40.3/35.4), which is an 7.7 rebounds per game turnaround from two seasons ago. ASU only grabbed 32.6 boards per game in 2016-17, Coach Hurley's second season at ASU, and was outrebounded by 7.1 per game, dead last in the league by nearly three boards per tilt. ASU has never led the Pac-12 in rebounding margin.

BUCKETS: ASU has been in the Pac-10/12 for more than four decades, but two of its top eight scoring teams have come in two of Bobby Hurley's first three seasons. ASU led the league in scoring last year at 82.7 points per game, third-best in school history since it joined the Pac-12.

TOP SCORING SUN DEVIL TEAMS IN PAC-10/12 HISTORY

84.5/1997-1998 (Don Newman)

84.5/1992-1993 (Bill Frieder/Pac-10 leader)

82.7/2017-2018 (Bobby Hurley/Pac-12 leader)

79.6/1988-1989 (Steve Patterson)

79.3/1999-2000 (Rob Evans/Pac-10 leader)

79.3/1990-1991 (Bill Frieder)

79.2/1980-1981 (Ned Wulk/Pac-10 leader)

78.6/2016-2017 (Bobby Hurley)

77.9/2018-19 (Bobby Hurley)

HALFWAY: ASU started 6-3 in the Pac-12 for seventh time in its 41 years. It was 8-1 in 1979-80 and 1980-81 and was 6-3 in 2012-13, 1994-95, 1993-94 and 1992-93. ASU had a winning record at the halfway mark for just the sixth time in past 24 seasons.

20 ROAD CAROMS: Zylan Cheatham grabbed 20 rebounds at UCLA on Jan. 24, at the time the most by a Sun Devil since current Orlando Magic assistant coach Mike Batiste grabbed 20 on Nov. 19, 1997 vs. Wagner. Cheatham also put his name along some Pac-12 studs in terms of road game rebounding in the past 23 seasons.

20 REBOUNDS IN PAC-12 ROAD GAME

(SINCE 1996-97/PAST 23 SEASONS)

21, Kevin Love, UCLA at Oregon State/Jan. 26, 2008

21, Tim Young, Stanford at Oregon (OT)/Jan. 16, 1997

20, Zylan Cheatham, Arizona State at UCLA/Jan. 24, 2019

20, Mike Moser, Oregon at UCLA (2 OT)/Feb. 27, 2014

20, Mark Madsen, Stanford at Washington/Feb. 26, 2000

FTS: ASU has made free throws to seal wins...20-of-24 (.833) at Utah, including 17-of-19 (.895) in second half...15-of-19 (.789) in second half and overtime vs. UA...Rob Edwards hit two with 12 seconds left in 70-67 win over OSU to give ASU the three-point lead on Jan. 17...come-from-behind win at Cal, 13-of-16 in second half...made 6-of-8 in final five minutes against Kansas, including two by Rob Edwards with six seconds left to make it a two-possession game...nine of final 11 in second half at Georgia...10-14 in final 4:03 vs. Utah State, including six straight in two-minute stretch after USU buckets...Remy Martin made two with 10 seconds left to make it five-point lead over MSU as ASU made all six in second half...8-of-10 in second OT against CSF.

WINGSPAN: ASU has five players with wingspan of at least 6-11: De'Quon Lake (7-2), Zylan Cheatham (7-0.5), Romello White (7-0.25), Vitaliy Shibel (6-11.75) and Kimani Lawrence (6-11.5).

ROB'S CAREER: Junior Rob Edwards played at Cleveland State from 2015-17, as he entered ASU with 909 points in 63 games (14.4 ppg.). He has 1,174 career points (13.7 average). Included in that is 57-of-17 (.803) from the free throw line this year and .767 (260-of-339) in his career along with 156 three pointers. He missed six games early and only scored 14 points in the first nine games (14 in opener, six DNP's due to a back injury and zero points vs. Nevada and Georgia).

PRO-NUN-SEE-A-SHUNS

Luguentz Dort (LOU-gentz)

Vitaliy Shibel (Vigh-tal-ee Shy-bull)

Elias Valtonen (Ill-ee-as Val-tow-nen)

De'Quon Lake (Deh-Quon)

Uros Plavsic (ur-rose Plav-sick)

Taeshon Cherry (Tay-shawn)

Zylan (Zigh-lan)

REMY MARTIN 20+ SCORING TILTS

31 vs. Arizona (1/31/19)

24 at California (1/9/19)

22 vs. Utah (1/3/19)

21 at Georgia (12/15/18)

21 at #2 Kansas (12/10/17)

20 vs. Colorado/Las Vegas (3/7/18)

ROMELLO WHITE TOP SCORING TILTS

25 vs. Northern Arizona (11/17/17)

22 vs. St. John's at STAPLES (12/8/17)

21 at Washington State (2/4/18)

19 vs. Colorado (1/5/19)

19 vs. Texas Southern (12/1/18)

19 at Stanford (1/17/18)

19 vs. Kansas State in LV (11/23/17)

ROMELLO WHITE DOUBLE-DOUBLES (8)

18/11 vs. Princeton (12/29/18)

19/14 vs. Texas Southern (12/1/18)

13/11 vs. California (3/1/18)

10/14 at Washington (2/1/18)

10/11 at Colorado (1/4/18)

16/13 vs. USF (2/2/17)

14/11 vs. UC Irvine (11/9/17)

16/15 vs. San Diego State (11/14/17)

ZYLAN CHEATHAM

ASU DOUBLE-DOUBLES (12)

12/10 at Oregon State (3/3/19)

24/10 at Utah (2/16)

12/10 at Colorado (2/13/19)

11/22 vs. Arizona (1/31/19)

10/14 at USC (1/26/19)

10/13 vs. Oregon State (1/17/19)

13/11 vs. #1 Kansas (12/22/18)

10/10 at Georgia (12/15/18)

13/10 vs. #6 Nevada (12/7/18)

14/13/10 vs. Texas Southern (12/1/18)

13/12/9 vs. Omaha (11/28/18)

16/12/6 vs. McNeese State (11/9/18)

COACH AS A PLAYER: Coach Hurley's Duke career has been talked about a lot. His 145 assists (in 20 games) is a NCAA Tournament record. Here is a numbers breakdown:

.583: In the 1992 Final Four, Coach made 7-of-12 three pointers en route to the Most Outstanding Player honors.

.667: In the April 4, 1992 Final Four game vs. Indiana, Coach went 6-of-9 from the three-point stripe.

2: In addition to 1992 Most Outstanding Player honors, Coach also earned 1991 All-Tournament Team honors.

9: In the 1991 title game vs. Kansas on April 1, he posted nine assists.

16: In the 1991 Final Four he posted 16 assists.

119: Coach Hurley went 119-26 (.821) in his four years at Duke.

18-2: Coach Hurley went 18-2 in his NCAA Tournament career.

3-PTERS IN TOURNAMENT CAREER

47, Lee Humphrey, Florida, 2004-07 (15)

43, Shelvin Mack, Butler, 2009-11 (13)

42, Bobby Hurley, Duke, 1990-93 (20)

NCAA TOURNAMENT GAMES

23, Christian Laettner, Duke, 1989-92

22, Greg Koubek, Duke, 1988-91

22, Brian Davis, Duke, 1989-92

21, Wayne Turner, Kentucky, 1996-99

20, Thomas Hill, Duke, 1990-93

20, Bobby Hurley, Duke, 1990-93

20, Grant Hill, Duke, 1991-94

20, Antonio Lang, Duke, 1991-94

TAESHON CHERRY

DOUBLE FIGURE GAMES

19 vs. Nebraska-Omaha (11/28/18)

15 vs. Oregon (1/19/19)

15 vs. Utah State (11/21/18)

14 vs. Texas Southern (12/1/18)

12 vs. Oregon State (1/17/19)

HALF: ASU has 21 wins (10 on the road) when trailing at the half under Bobby Hurley, after going 12-64 (.157) the previous five seasons. It did it seven times in 2017-18 and did it this year at Georgia, vs. No. 1 Kansas, at California, at UCLA, vs. Cal and at Oregon State.

21 HALFTIME DEFICIT WINS UNDER COACH HURLEY

(-7) @Oregon State 37, ASU 30/Mar. 3, 2019/ASU 74, @Oregon State 71

(-6) California 34, ASU 28/Feb. 24, 2019/ASU 69, California 59

(-1) @UCLA 44, ASU 43/Jan. 24, 2019/ASU 84, @UCLA 73

(-2) @California 35, ASU 33/Jan. 9, 2019/ASU 80, @California 66

(-8) #1 Kansas 39, #18 ASU 31/Dec. 22, 2018/#18 ASU 80, #1 Kansas 76

(-14) @Georgia 47, #20 ASU 33/Dec. 15, 2018/#20 ASU 76, @Georgia 74

(-4) USC 37, ASU 33/Feb. 8, 2018/ASU 80, USC 77

(-1) Oregon State 34, ASU 33/Jan. 13, 2018/ASU 77, OSU 75

(-1) @Utah 36, ASU 35/Jan. 7, 2018/ASU 80, @Utah 77

(-3) @#2 Kansas 40, #16 ASU 37/Dec. 10, 2017/#16 ASU 95, @KU 85

(-2) #15 Xavier 46, ASU 44/Nov. 24, 2017/ASU 102, #15 Xavier 86

(-2) Kansas State 44, ASU 42/Nov. 23, 2017/ASU 92, KSU 90

(-6) SDSU 40, ASU 34/Nov. 14, 2017/ASU 90, SDSU 68

(-1) USC 48, ASU 47/Feb. 26, 2017/ASU 83, USC 82

(-2) @UW 41, ASU 39/Feb. 16, 2017/ASU 83, @UW 81

(-1) Stanford 33, ASU 32/Feb. 11, 2017/ASU 75, Stanford 69

(-7) @SDSU 32, ASU 25/Dec. 10, 2016/ASU 74, @SDSU 63

(-3) #23 USC 30, ASU 27/Feb. 12, 2016/ASU 74, USC 67

(-12) @UNLV 37, ASU 25/Dec. 16, 2015/ASU 66, @UNLV 56

(-8) @Creighton 41, ASU 33/Dec. 2, 2015/ASU 79, @Creighton 77

(-2) UCSB 29, ASU 27/Nov. 29, 2015/ASU 70, UCSB 67

PAC-12 POTW: ASU topped then No. 1 Kansas 80-76 on Dec. 22 behind 15 off-the-bench points from getting healthier Rob Edwards (13 in the second half). He became the fourth Sun Devil to earn Pac-12 Player of the Week. Zylan Cheatham (Dec. 3 Pac-12 Player of the Week) registered ASU's second triple double in the Dec. 1 win over Texas Southern. Remy Martin matched a career-high with 21 points, grabbed a career-best eight rebounds, and added five assists and three steals to spark the Sun Devils back from an 18-point deficit to a 76-74 victory at Georgia on Dec. 15, leading to his Dec. 17 Pac-12 Player of the Week Award. He had 12 points, five boards, two assists and two steals in the second half, including back-to-back baskets inside the final 3:11 which gave ASU its first lead of the game at 71-70. Luguentz Dort earned Nov. 26 Pac-12 Player of the Week and Andy Katz's National Player of the Week after averaging 25 points and eight rebounds as ASU won the MGM Resorts Main Event in Las Vegas (Nov. 19-21). Dort is the first ASU freshman to garner the league's weekly award since James Harden in January of 2008.

20-POINT GAMES FOR LUGUENTZ DORT (8)

33 vs. Utah State @Las Vegas, Nov. 21, 2018

28 vs. Cal State Fullerton, Nov. 6, 2018

25 vs. McNeese State, Nov. 9, 2018

24 vs. #6 Nevada, Dec. 7, 2018

22 vs. California, Feb. 24, 2019

22 vs. Washington State, Feb. 7, 2019

21 at Colorado, Feb. 13, 2019

20 at Oregon State, Mar. 3, 2019

2018-19 SUN DEVIL PAC-12 PLAYERS OF THE WEEK

Dec. 24: Rob Edwards

Dec. 17: Remy Martin

Dec. 3: Zylan Cheatham

Nov. 26: Luguentz Dort

PLAYING FOLKS: Bobby Hurley has made the attempt to play some folks. In his first year after looking at an inherited schedule that included tilts vs. NC State/Marquette in Brooklyn, at Creighton, at UNLV and No. 18 Texas A&M, he put the wheels in motion to make it even better by playing at Kentucky and filled a holiday break hole that could have been a yawner with Stephen F. Austin. In 2016-17, ASU played No. 1 Kentucky in the Bahamas, Purdue in NYC, at San Diego State and vs. No. 9 Creighton. Last year besides Kansas ASU played Xavier and hosted 2017 NCAA Tournament product Vanderbilt. Kansas this year was the sixth top-10 non-conference opponent Coach Hurley played in his four years. ASU faced one in the previous 17 seasons.

ASU REGULAR SEASON OOC GAMES VS. TOP-10 TEAMS UNDER BOBBY HURLEY

- #18 ASU 80, #1 Kansas 76 (Dec. 22, 2018)
- #6 Nevada 72, ASU 66 at STAPLES Center (Dec. 7, 2018)
- ASU 95 @#2 Kansas 85 (Dec. 10, 2017)
- #9 Creighton 96, ASU 85 (Dec. 20, 2016)
- #1 Kentucky 115, ASU 69 (Nov. 28, 2016 at Bahamas)
- @#5 Kentucky 72, ASU 58 (Dec. 12, 2015)

REFRESH: ASU's top three scorers are gone, but ASU returned six lettermen, a pair of high-level transfers and notched a top-20 recruiting class. Last year third-year coach Bobby Hurley and the Sun Devils were the final undefeated team (12-0), beat No. 1 seeds Xavier and Kansas and went 5-2 against NCAA Tournament teams. ASU averaged 10,603 fans, topping the 9,514 school record set in 1995-96.

VS. RANKED TEAMS: ASU has defeated six ranked teams in Bobby Hurley's tenure, including five out of conference and three of them away from home. The Nov. 24, 2017, Xavier win was the highest ranked OOC team ASU had topped since it beat No. 7 Maryland in the 1994 Maui Invitational...until it won at #2 Kansas on Dec. 10. ASU followed that up with a Nov. 19 win over No. 15 Mississippi State this year and its second win over No. 1 in school history on Dec. 22.

ASU WINS VS. RANKED TEAMS UNDER BOBBY HURLEY

- #18 ASU 80, #1 Kansas 76 (Dec. 22, 2018)
- ASU 72, #15 Mississippi State 67 (Nov. 19, 2018/Las Vegas)
- #16 ASU 95, at #2 Kansas 85 (Dec. 10, 2017)
- ASU 102, #15 Xavier 86 (Nov. 24, 2017/Las Vegas)
- ASU 74, #23 USC 67 (Feb. 12, 2016)
- ASU 67, #18 Texas A&M 54 (Dec. 5, 2015)

REMY!!!: The Pac-12 Sixth Man of the Year returned for first time since 1987 in 2017-18 and freshman Remy Martin shared the award with CU's Devon Collier. Martin – with zero starts -- averaged 9.6 points, had 94 assists and was 71-of-94 (.755) from the free throw line in 23.8 minutes per game. He had 20 double-figure scoring games (15 of final 21) and had a season-best 21 at No. 2 Kansas. At WSU on Feb. 4, he had all 10 points in the final 6:20 as ASU outscored WSU 19-9 in final seven minutes. He injured his ankle on Oct. 10 and reinjured it on Nov. 21 vs. Utah State, as he missed the Omaha and Texas Southern games.

REMY MARTIN 20+ SCORING GAMES

- 31 vs. Arizona (1/31/19)
- 24 at California (1/9/19)
- 22 vs. Utah (1/3/19)
- 21 at Georgia (12/15/18)
- 21 at #2 Kansas (12/10/17)
- 20 vs. Colorado at Las Vegas (3/7/18)

THREE-POINT NOTE

The last time ASU didn't make a three-pointer was Feb. 10, 2001 - 89-57 win over Washington in Tempe - 587 game streak entering this year.

ASU OOC WINS VS. RANKED TEAMS PAC-10/12 ERA

- √ #18 ASU 80, #1 Kansas 76
Dec. 22, 2018/Bobby Hurley
- √ ASU 72, #15 Mississippi State 67
Nov. 19, 2018 at Las Vegas/Bobby Hurley
- √ #16 ASU 95, @#2 Kansas 85
Dec. 10, 2017/Bobby Hurley
- √ ASU 102, #15 Xavier 86
Nov. 24, 2017 at Las Vegas/Bobby Hurley
- √ ASU 67, #18 Texas A&M 54
Dec. 5, 2015/Bobby Hurley
- √ ASU 79, #25 Marquette 77
Nov. 25, 2013/Herb Sendek
- √ ASU 77, #17 Xavier 55
Dec. 15, 2007/Herb Sendek
- √ ASU 97, #7 Maryland 90
Nov. 23, 1994 at Maui/Bill Frieder
- √ ASU 79, #13 Michigan 62
Nov. 22, 1994 at Maui/Bill Frieder
- √ #14 ASU 71, #7 Ohio State 58
Dec. 20, 1980/Ned Wulk
- √ ASU 96, #12 Iowa 88
Dec. 6, 1980/Ned Wulk

SUN DEVIL LEADERS

(INCLUDES SHARED/THEN CAREER)

SCORING: Dort (12), Martin (7/8), Lawrence (1), Cherry (1), White (3), Edwards (4), Cheatham (1)

REBOUNDS: Dort (4), White (4/16), Lake (2/9), Mitchell (0/6), Cheatham (20), Edwards (1)

ASSISTS: Mitchell (0/5), Martin (18/24), White (0/2), Cheatham (10), Dort (1)

DE'QUON LAKE DOUBLE-DOUBLES (2)

- 11/12 vs. Kansas State (11/23/17)
- 17/10 vs. Northern Arizona (11/17/17)

RUN AND JUMP: Best approach vertical on the team is Zylan Cheatham at 41.5 inches, with Remy Martin not far behind at 40 inches.

2018-19 @SunDevilHoops
Arizona State Combined Team Statistics (as of Mar 04, 2019)
All games

Overall record: 20-9 Conf: 11-6 Home: 13-3 Away: 5-5 Neutral: 2-1

#	Player	gp-gs	min	avg	Total		3-Point		F-Throw		Rebounds				pf	dq	a	to	blk	stl	pts	avg
					fg-fga	fg%	3fg-fga	3fg%	ft-fa	ft%	off	def	tot	avg								
00	Dort,Luguentz	29-28	911	31.4	149-369	.404	45-147	.306	127-185	.686	40	88	128	4.4	87	4	69	90	7	46	470	16.2
01	Martin,Remy	27-23	897	33.2	118-296	.399	41-125	.328	73-101	.723	18	63	81	3.0	33	0	139	51	1	36	350	13.0
45	Cheatham,Zylan	29-29	936	32.3	121-225	.538	9-22	.409	85-142	.599	65	240	305	10.5	76	1	96	89	22	24	336	11.6
02	Edwards,Rob	23-17	667	29.0	82-230	.357	44-115	.383	57-71	.803	8	65	73	3.2	47	0	29	25	5	20	265	11.5
14	Lawrence,Kimani	29-15	715	24.7	84-210	.400	28-95	.295	56-75	.747	32	72	104	3.6	77	1	36	40	7	16	252	8.7
23	White,Romello	29-28	705	24.3	94-157	.599	0-0	.000	60-103	.583	67	84	151	5.2	90	4	9	37	17	11	248	8.6
35	Cherry,Taeshon	26-3	474	18.2	58-149	.389	38-108	.352	10-14	.714	14	57	71	2.7	63	2	9	13	6	16	164	6.3
32	Lake,De'Quon	28-2	376	13.4	53-68	.779	0-0	.000	26-42	.619	49	64	113	4.0	73	3	3	22	23	5	132	4.7
03	Mitchell,Mickey	6-0	53	8.8	5-7	.714	1-1	1.000	1-8	.125	6	10	16	2.7	7	0	6	6	0	1	12	2.0
05	Feit,Kyle	4-0	5	1.3	2-3	.667	1-2	.500	0-0	.000	0	2	2	0.5	1	0	0	1	0	0	5	1.3
11	Valtonen,Elias	18-0	67	3.7	5-9	.556	4-8	.500	2-2	1.000	1	3	4	0.2	6	0	1	5	2	3	16	0.9
10	Shibel,Vitaliy	14-0	50	3.6	2-9	.222	2-7	.286	0-0	.000	2	4	6	0.4	13	0	0	3	0	1	6	0.4
24	Salzman,Jordan	5-0	6	1.2	0-2	.000	0-0	.000	2-4	.500	0	0	0	0.0	0	0	0	0	0	1	2	0.4
25	Fogerty,Grant	5-0	5	1.0	1-1	1.000	0-0	.000	0-0	.000	0	0	0	0.0	0	0	1	0	0	0	2	0.4
31	Thompson,Trevor	5-0	6	1.2	0-1	.000	0-0	.000	0-0	.000	0	1	1	0.2	1	0	0	1	0	1	0	0.0
21	Roggin,Jack	2-0	2	1.0	0-0	.000	0-0	.000	0-0	.000	0	0	0	0.0	2	0	0	0	0	0	0	0.0
Team											59	55	114		2		11					
Total.....		29	5875		774-1736	.446	213-630	.338	499-747	.668	361	808	1169	40.3	578	15	398	394	90	181	2260	77.9
Opponents.....		29	5875		702-1707	.411	249-746	.334	470-657	.715	293	734	1027	35.4	625	15	391	406	96	188	2123	73.2

TEAM STATISTICS	ASU	OPP	Date	Opponent	Score	Att.
SCORING	2260	2123	11/6/18	CSU FULLERTON	Wo2 102-94	9145
Points per game	77.9	73.2	11/9/18	MCNEESE STATE	w 80-52	8515
Scoring margin	+4.7	-	11/12/18	LONG BEACH STATE	w 90-58	8818
FIELD GOALS-ATT	774-1736	702-1707	11/19/18	vs Mississippi State	w 72-67	2507
Field goal pct	.446	.411	11/21/18	vs Utah State	w 87-82	3157
3 POINT FG-ATT	213-630	249-746	11/28/18	NEBRASKA OMAHA	w 89-71	6951
3-point FG pct	.338	.334	12/01/18	TEXAS SOUTHERN	w 83-71	10085
3-pt FG made per game	7.3	8.6	12/07/18	vs Nevada	L 66-72	7235
FREE THROWS-ATT	499-747	470-657	12/15/18	at Georgia	w 76-74	9028
Free throw pct	.668	.715	12/17/18	at Vanderbilt	L 65-81	9271
F-Throws made per game	17.2	16.2	12/22/18	KANSAS	w 80-76	14592
REBOUNDS	1169	1027	12/29/18	PRINCETON	L 66-67	10030
Rebounds per game	40.3	35.4	* 01/03/19	UTAH	L 86-96	9128
Rebounding margin	+4.9	-	* 01/05/19	COLORADO	w 83-61	10003
ASSISTS	398	391	* 01/09/19	at California	w 80-66	5827
Assists per game	13.7	13.5	* 01/12/19	at Stanford	L 71-85	3969
TURNOVERS	394	406	* 01/17/19	OREGON STATE	w 70-67	9705
Turnovers per game	13.6	14.0	* 01/19/19	OREGON	w 78-64	12751
Turnover margin	+0.4	-	* 01/24/19	at UCLA	w 84-73	7555
Assist/turnover ratio	1.0	1.0	* 01/26/19	at Southern California	L 67-69	5111
STEALS	181	188	* 01-31-19	ARIZONA	Wot 95-88	14731
Steals per game	6.2	6.5	* 02/07/19	WASHINGTON STATE	L 70-91	9517
BLOCKS	90	96	* 02/09/19	WASHINGTON	w 75-63	12686
Blocks per game	3.1	3.3	* 02/13/19	at Colorado	L 73-77	6273
ATTENDANCE	168602	86223	* 02/16/19	at Utah	w 98-87	12585
Home games-Avg/Game	16-10538	10-7332	* 02/20/19	STANFORD	w 80-62	10327
Neutral site-Avg/Game	-	3-4300	* 02/24/19	CALIFORNIA	w 69-59	11618
			* 02/28/19	at Oregon	L 51-79	7682
			* 03/03/19	at Oregon St.	w 74-71	6023
Score by Periods	1st	2nd	OT	OT2	Totals	
Arizona State	1046	1183	18	13	2260	
Opponents	984	1123	11	5	2123	

* = Conference game

2018-19 @SunDevilHoops
Arizona State Combined Team Statistics (as of Mar 04, 2019)
Conference games

RECORD:	OVERALL	HOME	AWAY	NEUTRAL
ALL GAMES	11-6	7-2	4-4	0-0
CONFERENCE	11-6	7-2	4-4	0-0
NON-CONFERENCE	0-0	0-0	0-0	0-0

##	Player	gp-gs	min	avg	Total		3-Point		F-Throw		Rebounds				pf	dq	a	to	blk	stl	pts	avg
					fg-fga	fg%	3fg-fga	3fg%	ft-fa	ft%	off	def	tot	avg								
00	Dort,Luquentz	17-16	510	30.0	81-190	.426	25-89	.281	66-93	.710	21	42	63	3.7	53	4	40	53	5	26	253	14.9
01	Martin,Remy	17-15	580	34.1	78-181	.431	35-88	.398	37-54	.685	11	35	46	2.7	23	0	105	31	0	23	228	13.4
02	Edwards,Rob	17-16	521	30.6	66-174	.379	35-91	.385	44-57	.772	7	50	57	3.4	33	0	22	23	4	15	211	12.4
45	Cheatham,Zylan	17-17	549	32.3	75-137	.547	7-12	.583	43-73	.589	37	147	184	10.8	41	0	50	54	11	13	200	11.8
23	White,Romello	17-16	412	24.2	55-93	.591	0-0	.000	28-53	.528	36	45	81	4.8	54	3	3	23	8	7	138	8.1
14	Lawrence,Kimani	17-3	355	20.9	36-91	.396	10-45	.222	27-40	.675	17	38	55	3.2	49	0	14	19	3	8	109	6.4
35	Cherry,Taeshon	14-0	218	15.6	26-75	.347	21-62	.339	2-4	.500	8	24	32	2.3	35	2	3	8	2	7	75	5.4
32	Lake,De'Quon	16-2	202	12.6	28-35	.800	0-0	.000	16-27	.593	26	31	57	3.6	35	1	0	5	11	2	72	4.5
11	Valtonen,Elias	11-0	44	4.0	5-8	.625	4-7	.571	0-0	.000	0	3	3	0.3	5	0	1	4	0	3	14	1.3
25	Fogerty,Grant	3-0	3	1.0	1-1	1.000	0-0	.000	0-0	.000	0	0	0	0.0	0	0	1	0	0	0	2	0.7
24	Salzman,Jordan	3-0	4	1.3	0-0	.000	0-0	.000	2-4	.500	0	0	0	0.0	0	0	0	0	0	1	2	0.7
21	Roggin,Jack	1-0	1	1.0	0-0	.000	0-0	.000	0-0	.000	0	0	0	0.0	2	0	0	0	0	0	0	0.0
10	Shibel,Vitaliy	9-0	21	2.3	0-3	.000	0-2	.000	0-0	.000	0	1	1	0.1	6	0	0	2	0	1	0	0.0
31	Thompson,Trevor	4-0	5	1.3	0-1	.000	0-0	.000	0-0	.000	0	1	1	0.3	1	0	0	1	0	1	0	0.0
Team											30	31	61		1		8					
Total.....		17	3425		451-989	.456	137-396	.346	265-405	.654	193	448	641	37.7	338	10	239	231	44	107	1304	76.7
Opponents.....		17	3425		418-992	.421	150-430	.349	272-385	.706	186	424	610	35.9	354	4	240	234	54	122	1258	74.0

TEAM STATISTICS	ASU	OPP	Date	Opponent	Score	Att.
SCORING	1304	1258	*	01/03/19	UTAH	L 86-96 9128
Points per game	76.7	74.0	*	01/05/19	COLORADO	w 83-61 10003
Scoring margin	+2.7	-	*	01/09/19	at California	w 80-66 5827
FIELD GOALS-ATT	451-989	418-992	*	01/12/19	at Stanford	L 71-85 3969
Field goal pct	.456	.421	*	01/17/19	OREGON STATE	w 70-67 9705
3 POINT FG-ATT	137-396	150-430	*	01/19/19	OREGON	w 78-64 12751
3-point FG pct	.346	.349	*	01/24/19	at UCLA	w 84-73 7555
3-pt FG made per game	8.1	8.8	*	01/26/19	at Southern California	L 67-69 5111
FREE THROWS-ATT	265-405	272-385	*	01-31-19	ARIZONA	Wot 95-88 14731
Free throw pct	.654	.706	*	02/07/19	WASHINGTON STATE	L 70-91 9517
F-Throws made per game	15.6	16.0	*	02/09/19	WASHINGTON	w 75-63 12686
REBOUNDS	641	610	*	02/13/19	at Colorado	L 73-77 6273
Rebounds per game	37.7	35.9	*	02/16/19	at Utah	w 98-87 12585
Rebounding margin	+1.8	-	*	02/20/19	STANFORD	w 80-62 10327
ASSISTS	239	240	*	02/24/19	CALIFORNIA	w 69-59 11618
Assists per game	14.1	14.1	*	02/28/19	at Oregon	L 51-79 7682
TURNOVERS	231	234	*	03/03/19	at Oregon St.	w 74-71 6023
Turnovers per game	13.6	13.8				
Turnover margin	+0.2	-				
Assist/turnover ratio	1.0	1.0				
STEALS	107	122				
Steals per game	6.3	7.2				
BLOCKS	44	54				
Blocks per game	2.6	3.2				
ATTENDANCE	100466	55025				
Home games-Avg/Game	9-11163	8-6878				
Neutral site-Avg/Game	-	0-0				

* = Conference game

Score by Periods	1st	2nd	OT	Totals
Arizona State	617	675	12	1304
Opponents	602	651	5	1258

2018-19 @SunDevilHoops
Arizona State Game-by-Game Highs (as of Mar 04, 2019)
All games

Opponent	Date	Score	Points	Rebounds	Assists	Steals	Blocked shots
CSU FULLERTON	11/6/18	102-94	28-Dort,Luguentz	9-Lake,De'Quon Dort,Luguentz Cheatham,Zylan	3-Cheatham,Zylan Martin,Remy	3-Dort,Luguentz	2-Lake,De'Quon
MCNEESE STATE	11/9/18	80-52	25-Dort,Luguentz	12-Cheatham,Zylan	6-Cheatham,Zylan	3-Dort,Luguentz	3-Lake,De'Quon
LONG BEACH STATE	11/12/18	90-58	15-Martin,Remy	12-Dort,Luguentz	5-Martin,Remy	2-Cheatham,Zylan Martin,Remy	2-Cheatham,Zylan
vs Mississippi State	11/19/18	72-67	22-Lawrence,Kimani	9-Cheatham,Zylan Dort,Luguentz	7-Martin,Remy	2-Dort,Luguentz	1-White,Romello Cheatham,Zylan
vs Utah State	11/21/18	87-82	33-Dort,Luguentz	7-Dort,Luguentz	6-Cheatham,Zylan	2-Martin,Remy Dort,Luguentz	1-Lake,De'Quon Cheatham,Zylan Cherry,Taeshon
NEBRASKA OMAHA	11/28/18	89-71	19-Cherry,Taeshon Dort,Luguentz	12-Cheatham,Zylan	9-Cheatham,Zylan	3-Dort,Luguentz	2-Lawrence,Kimani
TEXAS SOUTHERN	12/01/18	83-71	19-White,Romello	14-White,Romello	10-Cheatham,Zylan	2-Cheatham,Zylan	1-Lake,De'Quon Cherry,Taeshon White,Romello Lawrence,Kimani Cheatham,Zylan
vs Nevada	12/07/18	66-72	24-Dort,Luguentz	10-Cheatham,Zylan	4-Martin,Remy Cheatham,Zylan	1-Martin,Remy Edwards,Rob Dort,Luguentz Cheatham,Zylan	2-Lake,De'Quon
at Georgia	12/15/18	76-74	21-Martin,Remy	10-Cheatham,Zylan	5-Martin,Remy	3-Martin,Remy	None
at Vanderbilt	12/17/18	65-81	14-Edwards,Rob	14-Cheatham,Zylan	3-Edwards,Rob Dort,Luguentz	1-Edwards,Rob Lake,De'Quon Dort,Luguentz Lawrence,Kimani	1-Cheatham,Zylan
KANSAS	12/22/18	80-76	15-Edwards,Rob	11-Cheatham,Zylan	5-Dort,Luguentz	4-Cherry,Taeshon	2-White,Romello
PRINCETON	12/29/18	66-67	19-Martin,Remy	11-White,Romello	4-Cheatham,Zylan	1-Edwards,Rob Martin,Remy Lake,De'Quon Cheatham,Zylan	3-Cheatham,Zylan White,Romello
UTAH	01/03/19	86-96	22-Martin,Remy	7-White,Romello	6-Martin,Remy	2-Cherry,Taeshon Dort,Luguentz Edwards,Rob	2-Lake,De'Quon Cheatham,Zylan
COLORADO	01/05/19	83-61	19-White,Romello	8-White,Romello	8-Martin,Remy	2-Edwards,Rob Cherry,Taeshon Martin,Remy	1-Cheatham,Zylan
at California	01/09/19	80-66	24-Martin,Remy	6-Cheatham,Zylan Edwards,Rob	8-Martin,Remy	2-Dort,Luguentz	1-Edwards,Rob Cheatham,Zylan
at Stanford	01/12/19	71-85	16-Dort,Luguentz	12-Cheatham,Zylan	4-Cheatham,Zylan	2-Martin,Remy Cheatham,Zylan	1-White,Romello
OREGON STATE	01/17/19	70-67	13-Edwards,Rob	13-Cheatham,Zylan	6-Cheatham,Zylan	2-Dort,Luguentz	1-Lake,De'Quon Cherry,Taeshon
OREGON	01/19/19	78-64	17-Cheatham,Zylan	9-Cheatham,Zylan	8-Martin,Remy	2-Martin,Remy Lawrence,Kimani Cherry,Taeshon	1-Cheatham,Zylan Lawrence,Kimani White,Romello
at UCLA	01/24/19	84-73	16-Dort,Luguentz	20-Cheatham,Zylan	11-Martin,Remy	2-Cheatham,Zylan	1-Edwards,Rob
at Southern California	01/26/19	67-69	11-White,Romello	14-Cheatham,Zylan	7-Martin,Remy	2-Lawrence,Kimani	1-Dort,Luguentz
ARIZONA	01-31-19	95-88	31-Martin,Remy	22-Cheatham,Zylan	8-Martin,Remy	2-Edwards,Rob	2-White,Romello
WASHINGTON STATE	02/07/19	70-91	22-Dort,Luguentz	16-Cheatham,Zylan	8-Martin,Remy	4-Dort,Luguentz	1-Lake,De'Quon Dort,Luguentz
WASHINGTON	02/09/19	75-63	17-White,Romello	9-Cheatham,Zylan	7-Cheatham,Zylan	3-Dort,Luguentz	2-Cheatham,Zylan

2018-19 @SunDevilHoops
Arizona State Game-by-Game Highs (as of Mar 04, 2019)
All games

Opponent	Date	Score	Points	Rebounds	Assists	Steals	Blocked shots
at Colorado	02/13/19	73-77	21-Dort,Luguentz	10-Cheatham,Zylan	6-Martin,Remy	2-Edwards,Rob Cheatham,Zylan Dort,Luguentz	1-Lawrence,Kimani Cherry,Taeshon
at Utah	02/16/19	98-87	28-Edwards,Rob	10-Cheatham,Zylan	5-Martin,Remy	3-Martin,Remy	1-Lawrence,Kimani White,Romello Cheatham,Zylan
STANFORD	02/20/19	80-62	16-Edwards,Rob Martin,Remy	5-Dort,Luguentz Edwards,Rob Cheatham,Zylan Martin,Remy	6-Martin,Remy	2-Martin,Remy	2-Dort,Luguentz
CALIFORNIA	02/24/19	69-59	22-Dort,Luguentz	12-Cheatham,Zylan	5-Martin,Remy	2-Martin,Remy Edwards,Rob	2-Lake,De'Quon
at Oregon	02/28/19	51-79	13-Martin,Remy	7-Lake,De'Quon	6-Martin,Remy	4-Dort,Luguentz	3-Lake,De'Quon
at Oregon St.	03/03/19	74-71	20-Dort,Luguentz	10-Cheatham,Zylan	4-Martin,Remy	2-Dort,Luguentz Martin,Remy	2-White,Romello

2018-19 @SunDevilHoops
Arizona State Combined Team Statistics (as of Mar 04, 2019)
LAST 5 TILTS

RECORD:	OVERALL	HOME	AWAY	NEUTRAL
ALL GAMES	4-1	2-0	2-1	0-0
CONFERENCE	4-1	2-0	2-1	0-0
NON-CONFERENCE	0-0	0-0	0-0	0-0

##	Player	gp-gs	min	avg	Total		3-Point		F-Throw		Rebounds				pf	dq	a	to	blk	stl	pts	avg
					fg-fga	fg%	3fg-fga	3fg%	ft-fa	ft%	off	def	tot	avg								
02	Edwards,Rob	5-5	161	32.2	28-56	.500	10-24	.417	18-24	.750	2	15	17	3.4	10	0	8	6	0	3	84	16.8
00	Dort,Luguentz	5-5	141	28.2	22-49	.449	10-24	.417	23-31	.742	9	12	21	4.2	17	1	7	11	2	10	77	15.4
01	Martin,Remy	5-5	164	32.8	21-53	.396	9-25	.360	15-21	.714	4	9	13	2.6	7	0	26	5	0	9	66	13.2
45	Cheatham,Zylan	5-5	151	30.2	23-45	.511	1-2	.500	13-20	.650	4	37	41	8.2	12	0	10	18	4	2	60	12.0
32	Lake,De'Quon	4-1	66	16.5	9-10	.900	0-0	.000	6-8	.750	9	8	17	4.3	11	1	0	1	6	2	24	6.0
23	White,Romello	5-4	101	20.2	9-19	.474	0-0	.000	7-14	.500	5	11	16	3.2	17	1	1	4	3	0	25	5.0
35	Cherry,Taeshon	5-0	80	16.0	8-25	.320	6-22	.273	0-0	.000	2	6	8	1.6	10	1	0	4	0	1	22	4.4
14	Lawrence,Kimani	5-0	102	20.4	5-16	.313	1-9	.111	1-3	.333	4	8	12	2.4	11	0	5	3	1	0	12	2.4
11	Valtonen,Elias	4-0	16	4.0	1-1	1.000	0-0	.000	0-0	.000	0	0	0	0.0	2	0	0	1	0	1	2	0.5
21	Roggin,Jack	1-0	1	1.0	0-0	.000	0-0	.000	0-0	.000	0	0	0	0.0	2	0	0	0	0	0	0	0.0
24	Salzman,Jordan	2-0	2	1.0	0-0	.000	0-0	.000	0-2	.000	0	0	0	0.0	0	0	0	0	0	0	0	0.0
25	Fogerty,Grant	1-0	1	1.0	0-0	.000	0-0	.000	0-0	.000	0	0	0	0.0	0	0	0	0	0	0	0	0.0
31	Thompson,Trevor	2-0	2	1.0	0-0	.000	0-0	.000	0-0	.000	0	1	1	0.5	0	0	0	0	0	0	0	0.0
10	Shibel,Vitaliy	3-0	12	4.0	0-2	.000	0-2	.000	0-0	.000	0	1	1	0.3	3	0	0	0	0	0	0	0.0
Team											13	7	20				2					
Total.....		5	1000		126-276	.457	37-108	.343	83-123	.675	52	115	167	33.4	102	4	57	55	16	28	372	74.4
Opponents.....		5	1000		121-279	.434	34-111	.306	82-120	.683	62	120	182	36.4	105	1	63	71	23	31	358	71.6

TEAM STATISTICS	ASU	OPP	Date	Opponent	Score	Att.
SCORING	372	358	* 02/16/19	at Utah	w 98-87	12585
Points per game	74.4	71.6	* 02/20/19	STANFORD	w 80-62	10327
Scoring margin	+2.8	-	* 02/24/19	CALIFORNIA	w 69-59	11618
FIELD GOALS-ATT	126-276	121-279	* 02/28/19	at Oregon	L 51-79	7682
Field goal pct	.457	.434	* 03/03/19	at Oregon St.	w 74-71	6023
3 POINT FG-ATT	37-108	34-111	* = Conference game			
3-point FG pct	.343	.306				
3-pt FG made per game	7.4	6.8				
FREE THROWS-ATT	83-123	82-120				
Free throw pct	.675	.683				
F-Throws made per game	16.6	16.4				
REBOUNDS	167	182				
Rebounds per game	33.4	36.4				
Rebounding margin	-3.0	-				
ASSISTS	57	63				
Assists per game	11.4	12.6				
TURNOVERS	55	71				
Turnovers per game	11.0	14.2				
Turnover margin	+3.2	-				
Assist/turnover ratio	1.0	0.9				
STEALS	28	31				
Steals per game	5.6	6.2				
BLOCKS	16	23				
Blocks per game	3.2	4.6				
ATTENDANCE	21945	26290				
Home games-Avg/Game	2-10972	3-8763				
Neutral site-Avg/Game	-	0-0				

Score by Periods	1st	2nd	Totals
Arizona State	173	199	372
Opponents	181	177	358

2018-19 @SunDevilHoops
Arizona State Team Game-by-Game Comparison (as of Mar 04, 2019)
All games

Opponent	1st	2nd	Score	Mar	Total FG	FG Pct	3-Pointers	3FG Pct	Free Throws	FT Pct	Rebounds	Assist	T/Over	Block	Steal	Fouls
CSU FULLERTON	34/31	49/52	102-94	+8	33-78/34-74	.423/.459	10-26/7-24	.385/.292	26-44/19-26	.591/.731	58/42 +16	11/7	17/17	2/3	3/7	26/36
MCNEESE STATE	33/23	47/29	80-52	+28	27-58/15-47	.466/.319	5-19/5-20	.263/.250	21-27/17-29	.778/.586	43/30 +13	15/10	11/17	6/1	9/1	23/22
LONG BEACH STATE	38/16	52/42	90-58	+32	29-65/17-62	.446/.274	5-16/9-31	.313/.290	27-36/15-24	.750/.625	63/30 +33	17/14	18/16	7/4	7/11	23/27
Mississippi State	39/24	33/43	72-67	+5	26-58/25-69	.448/.362	7-17/8-30	.412/.267	13-18/9-10	.722/.900	40/34 +6	15/16	12/10	2/5	5/6	13/17
Utah State	37/35	50/47	87-82	+5	26-52/25-56	.500/.446	7-14/7-23	.500/.304	28-42/25-33	.667/.758	29/34 (5)	13/15	16/20	3/1	8/6	27/28
NEBRASKA OMAHA	50/40	39/31	89-71	+18	33-64/28-61	.516/.459	8-21/13-26	.381/.500	15-22/2-5	.682/.400	41/27 +14	19/14	13/18	5/2	9/5	13/19
TEXAS SOUTHERN	40/32	43/39	83-71	+12	31-56/24-67	.554/.358	8-25/10-35	.320/.286	13-25/13-22	.520/.591	48/34 +14	18/14	19/7	5/1	4/10	19/22
Nevada	36/24	30/48	66-72	(6)	25-62/25-55	.403/.455	5-20/3-18	.250/.167	11-17/19-24	.647/.792	40/31 +9	13/11	17/11	2/7	4/3	25/15
Georgia	33/47	43/27	76-74	+2	26-64/20-47	.406/.426	4-16/8-22	.250/.364	20-27/26-32	.741/.813	38/34 +4	8/11	12/19	0/7	8/6	23/21
Vanderbilt	28/34	37/47	65-81	(16)	21-65/24-55	.323/.436	7-24/12-28	.292/.429	16-20/21-29	.800/.724	42/39 +3	9/13	10/10	1/4	4/3	19/18
KANSAS	31/39	49/37	80-76	+4	26-63/27-65	.413/.415	8-21/7-28	.381/.250	20-32/15-16	.625/.938	41/40 +1	13/13	11/16	5/5	9/6	12/22
PRINCETON	30/37	36/30	66-67	(1)	20-62/20-57	.323/.351	2-15/10-31	.133/.323	24-32/17-22	.750/.773	45/42 +3	8/13	7/11	8/2	4/2	17/24
UTAH	43/39	43/57	86-96	(10)	30-65/29-57	.462/.509	11-28/16-30	.393/.533	15-25/22-27	.600/.815	34/38 (4)	15/19	9/14	5/3	6/7	18/21
COLORADO	44/26	39/35	83-61	+22	32-56/19-58	.571/.328	7-21/5-26	.333/.192	12-19/18-22	.632/.818	42/28 +14	24/10	16/15	1/4	8/10	19/21
California	33/35	47/31	80-66	+14	28-59/20-52	.475/.385	8-26/8-21	.308/.381	16-23/18-24	.696/.750	34/33 +1	16/8	9/13	2/2	6/2	20/20
Stanford	38/40	33/45	71-85	(14)	28-68/32-60	.412/.533	9-20/9-23	.450/.391	6-17/12-19	.353/.632	43/37 +6	9/18	19/14	1/7	7/9	19/17
OREGON STATE	31/22	39/45	70-67	+3	25-57/22-56	.439/.393	10-25/10-29	.400/.345	10-22/13-20	.455/.650	41/34 +7	15/17	11/10	2/2	3/7	21/19
OREGON	39/39	39/25	78-64	+14	25-49/21-63	.510/.333	11-28/10-31	.393/.323	17-21/12-13	.810/.923	31/38 (7)	17/11	15/15	3/1	6/5	15/22
UCLA	43/44	41/29	84-73	+11	31-69/27-66	.449/.409	7-27/9-25	.259/.360	15-21/10-21	.714/.476	48/40 +8	18/17	17/15	1/2	5/7	21/20
Southern California	38/35	29/34	67-69	(2)	19-62/25-60	.306/.417	7-21/8-26	.333/.308	22-25/11-18	.880/.611	49/35 +14	10/14	15/10	1/2	5/9	17/21
ARIZONA	36/33	47/50	95-88	+7	30-54/27-67	.556/.403	9-19/14-28	.474/.500	26-35/20-27	.743/.741	38/35 +3	18/15	13/9	4/0	5/8	23/26
WASHINGTON STATE	33/50	37/41	70-91	(21)	23-68/26-60	.338/.433	5-33/12-30	.152/.400	19-33/27-33	.576/.818	41/48 (7)	11/22	17/19	2/5	15/11	24/24
WASHINGTON	34/26	41/37	75-63	+12	29-47/21-57	.617/.368	6-17/10-32	.353/.313	11-19/11-20	.579/.550	40/23 +17	18/10	24/17	4/2	6/12	19/22
Colorado	32/32	41/45	73-77	(4)	25-59/28-57	.424/.491	10-23/5-18	.435/.278	13-22/16-21	.591/.762	33/39 (6)	11/16	11/12	2/1	7/4	20/16
Utah	47/42	51/45	98-87	+11	34-63/28-52	.540/.538	10-22/8-23	.455/.348	20-24/23-36	.833/.639	35/29 +6	13/14	10/13	3/8	6/7	26/21
STANFORD	42/34	38/28	80-62	+18	27-52/21-56	.519/.375	9-21/2-21	.429/.095	17-27/18-29	.630/.621	37/34 +3	13/10	13/13	4/2	3/5	24/26
CALIFORNIA	28/34	41/25	69-59	+10	23-55/20-54	.418/.370	7-21/9-20	.333/.450	16-21/10-12	.762/.833	35/35 -	12/11	11/17	2/5	7/6	12/16
Oregon	26/34	25/45	51-79	(28)	17-53/30-61	.321/.492	3-24/9-25	.125/.360	14-26/10-16	.538/.625	26/44 (18)	7/14	14/15	4/1	5/9	16/22
Oregon St.	30/37	44/34	74-71	+3	25-53/22-56	.472/.393	8-20/6-22	.400/.273	16-25/21-27	.640/.778	34/40 (6)	12/14	7/13	3/7	7/4	24/20

Note: Game totals are displayed in the format TEAM/OPPONENT for each category

2018-19 @SunDevilHoops
Arizona State Points-Rebounds-Assists (as of Mar 04, 2019)
All games

Opponent	Date	Score		00 DORT,LUGUE	01 MARTIN,REM	02 EDWARDS,RO	03 MITCHELL,M	10 SHIBEL,VIT	11 VALTONEN,E	14 LAWRENCE,K
CSU FULLERTON	11/6/18	102-94	w	28-9-1	8-5-3	14-6-2	2-1-0	DNP	0-0-0	16-6-2
MCNEESE STATE	11/9/18	80-52	w	25-2-1	6-3-5	DNP	1-3-1	0-2-0	0-0-0	16-6-1
LONG BEACH STATE	11/12/18	90-58	w	12-12-4	15-2-5	DNP	5-6-3	0-2-0	2-1-0	13-3-2
vs Mississippi State	11/19/18	72-67	w	17-9-2	16-2-7	DNP	0-0-0	DNP	DNP	22-5-1
vs Utah State	11/21/18	87-82	w	33-7-4	13-2-0	DNP	2-2-0	DNP	DNP	10-2-2
NEBRASKA OMAHA	11/28/18	89-71	w	19-5-4	DNP	DNP	DNP	3-0-0	0-0-0	18-4-5
TEXAS SOUTHERN	12/01/18	83-71	w	18-2-2	DNP	DNP	DNP	3-1-0	0-0-0	13-8-5
vs Nevada	12/07/18	66-72	L	24-4-0	5-4-4	0-2-0	2-4-2	DNP	DNP	8-1-1
at Georgia	12/15/18	76-74	w	12-4-1	21-8-5	0-2-0	DNP	0-0-0	0-0-0	8-0-0
at Vanderbilt	12/17/18	65-81	L	10-1-3	9-3-1	14-0-3	DNP	DNP	DNP	7-8-1
KANSAS	12/22/18	80-76	w	13-4-5	10-4-4	15-4-1	DNP	DNP	DNP	7-3-1
PRINCETON	12/29/18	66-67	L	6-6-2	19-2-0	11-2-1	DNP	DNP	0-0-0	5-3-1
UTAH	01/03/19	86-96	L	14-2-4	22-3-6	14-3-1	DNP	0-0-0	0-0-0	2-3-1
COLORADO	01/05/19	83-61	w	14-4-2	0-3-8	9-3-3	DNP	DNP	0-0-1	11-3-2
at California	01/09/19	80-66	w	13-2-3	24-2-8	13-6-2	DNP	DNP	DNP	3-4-1
at Stanford	01/12/19	71-85	L	16-2-0	8-3-1	13-2-3	DNP	0-0-0	3-0-0	10-6-0
OREGON STATE	01/17/19	70-67	w	9-3-3	10-2-3	13-3-2	DNP	DNP	DNP	5-1-1
OREGON	01/19/19	78-64	w	12-2-5	11-3-8	8-2-1	DNP	0-0-0	DNP	10-4-1
at UCLA	01/24/19	84-73	w	16-4-1	15-1-11	10-3-0	DNP	0-0-0	DNP	15-5-1
at Southern California	01/26/19	67-69	L	9-6-0	10-5-7	6-4-0	DNP	0-0-0	3-1-0	10-4-2
ARIZONA	01-31-19	95-88	w	15-4-6	31-1-8	19-1-0	DNP	DNP	DNP	2-0-0
WASHINGTON STATE	02/07/19	70-91	L	22-4-1	9-4-8	6-4-0	DNP	0-0-0	6-0-0	13-8-0
WASHINGTON	02/09/19	75-63	w	15-5-6	13-2-5	12-8-0	DNP	DNP	0-1-0	7-2-0
at Colorado	02/13/19	73-77	L	21-4-2	9-4-6	4-1-2	DNP	DNP	0-1-0	9-3-0
at Utah	02/16/19	98-87	w	17-5-2	16-3-5	28-2-2	DNP	0-0-0	2-0-0	2-3-1
STANFORD	02/20/19	80-62	w	11-5-1	16-5-6	16-5-4	DNP	DNP	0-0-0	7-3-0
CALIFORNIA	02/24/19	69-59	w	22-6-2	8-2-5	16-2-1	DNP	DNP	0-0-0	2-3-1
at Oregon	02/28/19	51-79	L	7-1-1	13-1-6	11-5-0	DNP	0-1-0	0-0-0	1-1-0
at Oregon St.	03/03/19	74-71	w	20-4-1	13-2-4	13-3-1	DNP	0-0-0	DNP	0-2-3

Opponent	Date	Score		23 WHITE,ROME	32 LAKE,DE'QU	35 CHERRY,TAE	45 CHEATHAM,Z
CSU FULLERTON	11/6/18	102-94	w	10-6-0	9-9-0	3-5-0	12-9-3
MCNEESE STATE	11/9/18	80-52	w	1-2-0	7-5-0	6-3-1	16-12-6
LONG BEACH STATE	11/12/18	90-58	w	12-9-1	10-7-0	6-5-1	12-9-1
vs Mississippi State	11/19/18	72-67	w	1-5-1	4-5-2	0-2-1	12-9-1
vs Utah State	11/21/18	87-82	w	3-5-0	3-3-1	15-2-0	8-3-6
NEBRASKA OMAHA	11/28/18	89-71	w	8-3-0	9-11-0	19-4-1	13-12-9
TEXAS SOUTHERN	12/01/18	83-71	w	19-14-1	2-0-0	14-4-0	14-13-10
vs Nevada	12/07/18	66-72	L	2-3-1	6-2-0	6-4-1	13-10-4
at Georgia	12/15/18	76-74	w	16-2-1	4-3-0	5-3-0	10-10-1
at Vanderbilt	12/17/18	65-81	L	9-5-0	0-3-0	7-4-1	9-14-0
KANSAS	12/22/18	80-76	w	11-5-1	3-3-0	8-2-0	13-11-1
PRINCETON	12/29/18	66-67	L	18-11-0	3-5-0	0-1-0	4-9-4
UTAH	01/03/19	86-96	L	7-7-0	5-6-0	5-2-0	17-5-3
COLORADO	01/05/19	83-61	w	19-8-1	12-7-0	6-2-2	12-7-5
at California	01/09/19	80-66	w	7-4-0	3-4-0	0-3-0	17-6-2
at Stanford	01/12/19	71-85	L	3-5-0	4-4-0	2-2-0	8-12-4
OREGON STATE	01/17/19	70-67	w	11-8-0	0-2-0	12-6-0	10-13-6
OREGON	01/19/19	78-64	w	5-4-0	0-1-0	15-1-1	17-9-1
at UCLA	01/24/19	84-73	w	6-6-0	8-2-0	5-3-0	9-20-5
at Southern California	01/26/19	67-69	L	11-7-0	8-6-0	DNP	10-14-1
ARIZONA	01-31-19	95-88	w	13-4-1	4-3-0	0-2-0	11-22-3
WASHINGTON STATE	02/07/19	70-91	L	4-1-0	2-2-0	DNP	8-16-2
WASHINGTON	02/09/19	75-63	w	17-8-0	2-2-0	DNP	9-9-7
at Colorado	02/13/19	73-77	L	10-3-0	0-1-0	8-3-0	12-10-1
at Utah	02/16/19	98-87	w	6-5-0	DNP	3-2-0	24-10-3
STANFORD	02/20/19	80-62	w	9-4-0	3-4-0	11-2-0	7-5-2
CALIFORNIA	02/24/19	69-59	w	2-2-0	8-4-0	3-3-0	8-12-3
at Oregon	02/28/19	51-79	L	1-2-0	7-7-0	2-0-0	9-4-0
at Oregon St.	03/03/19	74-71	w	7-3-1	6-2-0	3-1-0	12-10-2

Individual Career History

Cheatham,Zylan

			Total		3-Point		F-Throws		Rebounds											Scoring	
Season	gp-gs	min/avg	fg-fga	pct	fg-fga	pct	ft-fta	pct	off	def	tot	avg	pf	fo	ast	to	blk	stl	pts	avg	
2015-16*	38-26	791/20.8	93-176	.528	3-17	.176	111-155	.716	62	143	205	5.4	87	2	36	72	26	22	300	7.9	
2016-17*	31-22	726/23.4	95-183	.519	2-12	.167	90-119	.756	69	125	194	6.3	83	2	43	60	18	33	282	9.1	
2018-19	29-29	936/32.3	121-225	.538	9-22	.409	85-142	.599	65	240	305	10.5	76	1	96	89	22	24	336	11.6	
TOTAL	29-29	936/32.3	121-225	.538	9-22	.409	85-142	.599	65	240	305	10.5	76	1	96	89	22	24	336	11.6	
All*	98-77	2453/25.0	309-584	.529	14-51	.275	286-416	.688	196	508	704	7.2	246	5	175	221	66	79	918	9.4	

* Statistics from prior team/school

Edwards,Rob

			Total		3-Point		F-Throws		Rebounds											Scoring	
Season	gp-gs	min/avg	fg-fga	pct	fg-fga	pct	ft-fta	pct	off	def	tot	avg	pf	fo	ast	to	blk	stl	pts	avg	
2015-16*	32-29	994/31.1	130-331	.393	49-124	.395	89-119	.748	21	104	125	3.9	71	0	46	109	1	37	398	12.4	
2016-17*	31-30	964/31.1	167-404	.413	63-178	.354	114-149	.765	29	110	139	4.5	68	0	53	95	5	41	511	16.5	
2018-19	23-17	667/29.0	82-230	.357	44-115	.383	57-71	.803	8	65	73	3.2	47	0	29	25	5	20	265	11.5	
TOTAL	23-17	667/29.0	82-230	.357	44-115	.383	57-71	.803	8	65	73	3.2	47	0	29	25	5	20	265	11.5	
All*	86-76	2625/30.5	379-965	.393	156-417	.374	260-339	.767	58	279	337	3.9	186	0	128	229	11	98	1174	13.7	

* Statistics from prior team/school

Lake,De'Quon

			Total		3-Point		F-Throws		Rebounds											Scoring	
Season	gp-gs	min/avg	fg-fga	pct	fg-fga	pct	ft-fta	pct	off	def	tot	avg	pf	fo	ast	to	blk	stl	pts	avg	
2017-18	32-1	546/17.1	91-128	.711	0-0	.000	47-71	.662	59	108	167	5.2	91	5	4	14	43	9	229	7.2	
2018-19	28-2	376/13.4	53-68	.779	0-0	.000	26-42	.619	49	64	113	4.0	73	3	3	22	23	5	132	4.7	
TOTAL	60-3	922/15.4	144-196	.735	0-0	.000	73-113	.646	108	172	280	4.7	164	8	7	36	66	14	361	6.0	

Lawrence,Kimani

			Total		3-Point		F-Throws		Rebounds											Scoring	
Season	gp-gs	min/avg	fg-fga	pct	fg-fga	pct	ft-fta	pct	off	def	tot	avg	pf	fo	ast	to	blk	stl	pts	avg	
2017-18	19-0	186/9.8	22-48	.458	3-15	.200	11-13	.846	10	23	33	1.7	31	0	3	9	8	7	58	3.1	
2018-19	29-15	715/24.7	84-210	.400	28-95	.295	56-75	.747	32	72	104	3.6	77	1	36	40	7	16	252	8.7	
TOTAL	48-15	901/18.8	106-258	.411	31-110	.282	67-88	.761	42	95	137	2.9	108	1	39	49	15	23	310	6.5	

Martin,Remy

			Total		3-Point		F-Throws		Rebounds										Scoring	
Season	gp-gs	min/avg	fg-fga	pct	fg-fga	pct	ft-fta	pct	off	def	tot	avg	pf	fo	ast	to	blk	stl	pts	avg
2017-18	32-0	762/23.8	107-236	.453	23-62	.371	71-94	.755	22	73	95	3.0	48	0	94	43	2	36	308	9.6
2018-19	27-23	897/33.2	118-296	.399	41-125	.328	73-101	.723	18	63	81	3.0	33	0	139	51	1	36	350	13.0
TOTAL	59-23	1659/28.1	225-532	.423	64-187	.342	144-195	.738	40	136	176	3.0	81	0	233	94	3	72	658	11.2

Shibel,Vitaliy

			Total		3-Point		F-Throws		Rebounds											Scoring	
Season	gp-gs	min/avg	fg-fga	pct	fg-fga	pct	ft-fta	pct	off	def	tot	avg	pf	fo	ast	to	blk	stl	pts	avg	
2017-18	32-20	332/10.4	19-55	.345	11-44	.250	10-12	.833	11	48	59	1.8	73	3	17	13	9	4	59	1.8	
2018-19	14-0	50/3.6	2-9	.222	2-7	.286	0-0	.000	2	4	6	0.4	13	0	0	3	0	1	6	0.4	
TOTAL	46-20	382/8.3	21-64	.328	13-51	.255	10-12	.833	13	52	65	1.4	86	3	17	16	9	5	65	1.4	

White,Romello

			Total		3-Point		F-Throws		Rebounds											Scoring	
Season	gp-gs	min/avg	fg-fga	pct	fg-fga	pct	ft-fta	pct	off	def	tot	avg	pf	fo	ast	to	blk	stl	pts	avg	
2017-18	31-31	752/24.3	120-184	.652	0-0	.000	85-154	.552	79	141	220	7.1	100	6	13	44	23	8	325	10.5	
2018-19	29-28	705/24.3	94-157	.599	0-0	.000	60-103	.583	67	84	151	5.2	90	4	9	37	17	11	248	8.6	
TOTAL	60-59	1457/24.3	214-341	.628	0-0	.000	145-257	.564	146	225	371	6.2	190	10	22	81	40	19	573	9.6	

Official Basketball Box Score -- Game Totals -- Final Statistics

Arizona St. vs Oregon St.

03/03/19 5:00 pm at

Arizona St. 74 • 20-9

##	Player		Total	3-Ptr	FT-FTA	Rebounds			PF	TP	A	TO	Blk	Stl	Min
			FG-FGA	FG-FGA		Off	Def	Tot							
23	White, Romello	f	3-6	0-0	1-2	1	2	3	4	7	1	1	2	0	17
45	Cheatham, Zylan	f	6-10	0-1	0-1	0	10	10	1	12	2	2	1	1	37
00	Dort, Luguentz	g	4-8	4-6	8-12	1	3	4	3	20	1	1	0	2	32
01	Martin, Remy	g	4-9	1-4	4-6	2	0	2	4	13	4	0	0	2	25
02	Edwards, Rob	g	5-12	2-5	1-2	0	3	3	2	13	1	3	0	0	36
10	Shibel, Vitaliy		0-0	0-0	0-0	0	0	0	1	0	0	0	0	0	3
14	Lawrence, Kimani		0-3	0-1	0-0	0	2	2	3	0	3	0	0	0	27
32	Lake, De'Quon		2-2	0-0	2-2	2	0	2	5	6	0	0	0	1	13
35	Cherry, Taeshon		1-3	1-3	0-0	0	1	1	1	3	0	0	0	1	10
Team						2	5	7							
Totals			25-53	8-20	16-25	8	26	34	24	74	12	7	3	7	200

FG % 1st Half: 11-28 39.3% 2nd half: 14-25 56.0% Game: 25-53 47.2%
 3FG % 1st Half: 2-9 22.2% 2nd half: 6-11 54.5% Game: 8-20 40.0%
 FT % 1st Half: 6-9 66.7% 2nd half: 10-16 62.5% Game: 16-25 64.0%

Deadball
Rebounds
2

Oregon St. 71 • 17-11

##	Player		Total	3-Ptr	FT-FTA	Rebounds			PF	TP	A	TO	Blk	Stl	Min
			FG-FGA	FG-FGA		Off	Def	Tot							
03	Tinkle, Tres	f	7-15	3-6	7-9	2	4	6	1	24	3	1	0	2	39
24	Kelley, Kylor	f	3-5	0-0	2-2	1	3	4	1	8	0	2	5	0	31
23	Rakocevic, Gligorije	c	1-3	0-1	0-0	2	3	5	4	2	0	2	1	0	22
01	Thompson Jr, Stephen	g	4-15	1-8	1-1	0	3	3	4	10	1	3	0	2	34
05	Thompson, Ethan	g	6-12	2-4	6-8	5	8	13	2	20	9	3	0	0	37
04	Hollins, Alfred		1-3	0-1	0-1	0	3	3	2	2	1	1	0	0	14
11	Reichle, Zach		0-2	0-1	2-2	1	2	3	1	2	0	1	0	0	8
13	Vernon, Antoine		0-1	0-1	2-2	1	0	1	3	2	0	0	0	0	8
22	Washington, Warren		0-0	0-0	1-2	0	1	1	2	1	0	0	1	0	7
Team						1	0	1							
Totals			22-56	6-22	21-27	13	27	40	20	71	14	13	7	4	200

FG % 1st Half: 11-31 35.5% 2nd half: 11-25 44.0% Game: 22-56 39.3%
 3FG % 1st Half: 5-14 35.7% 2nd half: 1-8 12.5% Game: 6-22 27.3%
 FT % 1st Half: 10-13 76.9% 2nd half: 11-14 78.6% Game: 21-27 77.8%

Deadball
Rebounds
1

Officials: Eric Curry, Gregory Nixon, Randy McCall

Technical fouls: Arizona St.-TEAM. Oregon St.-None.

Attendance: 6023

2018-19 Men's Basketball. Round: 0. Arizona St. vs Oregon St.. Played at .

Score by periods	1st	2nd	Total
Arizona St.	30	44	74
Oregon St.	37	34	71

	In	Off	2nd	Fast	
Points	Paint	T/O	Chance	Break	Bench
ASU	26	19	7	0	9
OSU	28	6	17	2	7

Last FG - ASU 2nd-00:58, OSU 2nd-00:48.
 Largest lead - ASU by 4 1st-05:43, OSU by 7 1st-00:00.

Score tied - 12 times.
 Lead changed - 20 times.

Official Basketball Box Score -- Game Totals -- Final Statistics

Arizona St. vs Oregon

02/28/19 8:00 pm at

Arizona St. 51 • 19-9

##	Player		Total		3-Ptr	Rebounds			PF	TP	A	TO	Blk	Stl	Min
			FG-FGA	FG-FGA	FT-FTA	Off	Def	Tot							
23	White,Romello	f	0-1	0-0	1-2	0	2	2	3	1	0	0	0	0	17
45	Cheatham,Zylan	f	4-5	0-0	1-4	0	4	4	1	9	0	4	1	0	29
00	Dort,Luguentz	g	3-11	0-4	1-2	1	0	1	4	7	1	4	0	4	26
01	Martin,Remy	g	4-14	3-7	2-2	1	0	1	0	13	6	2	0	0	31
02	Edwards,Rob	g	2-9	0-4	7-10	1	4	5	1	11	0	1	0	0	26
10	Shibel,Vitaliy		0-1	0-1	0-0	0	1	1	1	0	0	0	0	0	2
11	Valtonen,Elias		0-0	0-0	0-0	0	0	0	0	0	0	1	0	1	7
14	Lawrence,Kimani		0-3	0-3	1-2	1	0	1	2	1	0	1	0	0	20
24	Salzman,Jordan		0-0	0-0	0-2	0	0	0	0	0	0	0	0	0	1
31	Thompson,Trevor		0-0	0-0	0-0	0	1	1	0	0	0	0	0	0	1
32	Lake,De'Quon		3-3	0-0	1-2	4	3	7	4	7	0	0	3	0	20
35	Cherry,Taeshon		1-6	0-5	0-0	0	0	0	0	2	0	1	0	0	20
Team						3	0	3							
Totals			17-53	3-24	14-26	11	15	26	16	51	7	14	4	5	200

FG % 1st Half: 11-30 36.7% 2nd half: 6-23 26.1% Game: 17-53 32.1%
 3FG % 1st Half: 1-12 8.3% 2nd half: 2-12 16.7% Game: 3-24 12.5%
 FT % 1st Half: 3-6 50.0% 2nd half: 11-20 55.0% Game: 14-26 53.8%

Deadball
Rebounds
6,3

Oregon 79 • 16-12

##	Player		Total		3-Ptr	Rebounds			PF	TP	A	TO	Blk	Stl	Min
			FG-FGA	FG-FGA	FT-FTA	Off	Def	Tot							
02	Louis King	f	7-12	2-6	3-3	0	2	2	4	19	1	2	0	1	28
13	Paul White	f	2-10	1-6	0-0	1	3	4	1	5	3	1	0	2	29
14	Kenny Wooten	f	3-4	0-0	0-0	1	5	6	1	6	0	2	0	0	27
33	Francis Okoro	f	2-6	0-0	3-6	3	7	10	4	7	1	0	1	0	20
03	Payton Pritchard	g	6-10	2-3	4-7	1	3	4	3	18	4	2	0	2	34
00	Will Richardson		3-5	1-2	0-0	1	1	2	3	7	2	4	0	0	17
04	Ehab Amin		5-10	1-4	0-0	2	3	5	1	11	2	3	0	3	20
05	Miles Norris		0-0	0-0	0-0	0	1	1	0	0	1	0	0	0	8
10	Victor Bailey Jr.		2-3	2-3	0-0	1	2	3	4	6	0	1	0	1	15
25	Luke Osborn		0-1	0-1	0-0	0	2	2	0	0	0	0	0	0	1
54	Will Johnson		0-0	0-0	0-0	0	0	0	1	0	0	0	0	0	1
Team						5	0	5							
Totals			30-61	9-25	10-16	15	29	44	22	79	14	15	1	9	200

FG % 1st Half: 12-27 44.4% 2nd half: 18-34 52.9% Game: 30-61 49.2%
 3FG % 1st Half: 5-13 38.5% 2nd half: 4-12 33.3% Game: 9-25 36.0%
 FT % 1st Half: 5-7 71.4% 2nd half: 5-9 55.6% Game: 10-16 62.5%

Deadball
Rebounds
4,2

Officials: Bob Staffen,Deldre Carr,Chris Rastatter

Technical fouls: Arizona St.-TEAM. Oregon-None.

Attendance: 7682

2018-19 Men's Basketball. Round: 0. Arizona St. vs Oregon. Played at .

Score by periods	1st	2nd	Total
Arizona St.	26	25	51
Oregon	34	45	79

	In	Off	2nd	Fast	
Points	Paint	T/O	Chance	Break	Bench
ASU	28	11	9	15	10
Oregon	40	12	14	15	24

Last FG - ASU 2nd-07:11, Oregon 2nd-01:23.

Largest lead - ASU by 5 1st-19:17, Oregon by 28 2nd-01:23.

Score tied - 4 times.

Lead changed - 1 time.

Official Basketball Box Score -- Game Totals -- Final Statistics
Arizona vs Arizona State
01-31-19 7 p.m. MT at TEMPE-Ned Wulk Court/Wells Fargo Arena

Arizona 88 • 14-8; 5-4

##	Player		Total	3-Ptr	FT-FTA	Rebounds			PF	TP	A	TO	Blk	Stl	Min
			FG-FGA	FG-FGA		Off	Def	Tot							
10	Ryan Luther	f	6-10	5-8	2-2	5	4	9	1	19	3	1	0	2	39
11	Ira Lee	f	4-6	0-0	0-0	3	2	5	4	8	0	1	0	0	19
03	Dylan Smith	g	4-9	3-5	0-0	0	3	3	5	11	1	1	0	1	27
05	Brandon Randolph	g	6-17	2-6	3-5	0	2	2	2	17	0	0	0	1	43
12	Justin Coleman	g	5-14	3-5	6-6	1	0	1	3	19	9	2	0	1	44
01	Devonaire Doutrive		0-1	0-1	2-2	0	2	2	4	2	1	1	0	1	8
04	Chase Jeter		1-5	0-0	5-8	5	3	8	3	7	1	2	0	1	31
23	Alex Barcello		1-5	1-3	2-4	0	1	1	4	5	0	1	0	1	14
Team						2	2	4							
Totals			27-67	14-28	20-27	16	19	35	26	88	15	9	0	8	225

FG % 1st Half: 12-37 32.4% 2nd half: 15-26 57.7% OT: 0-4 0.0% Game: 27-67 40.3% Deadball
 3FG % 1st Half: 7-16 43.8% 2nd half: 7-11 63.6% OT: 0-1 0.0% Game: 14-28 50.0% Rebounds
 FT % 1st Half: 2-2 100.0 2nd half: 13-15 86.7% OT: 5-10 50.0% Game: 20-27 74.1% 3

Arizona State 95 • 15-6; 6-3

##	Player		Total	3-Ptr	FT-FTA	Rebounds			PF	TP	A	TO	Blk	Stl	Min
			FG-FGA	FG-FGA		Off	Def	Tot							
23	White,Romello	f	5-6	0-0	3-5	2	2	4	4	13	1	1	2	1	32
45	Cheatham,Zylan	f	5-7	0-0	1-3	5	17	22	3	11	3	4	0	0	40
00	Dort,Luguentz	g	5-12	1-4	4-4	1	3	4	5	15	6	2	0	1	39
01	Martin,Remy	g	8-14	5-7	10-12	0	1	1	3	31	8	1	0	1	41
02	Edwards,Rob	g	4-9	3-6	8-11	0	1	1	2	19	0	2	1	2	38
14	Lawrence,Kimani		1-3	0-2	0-0	0	0	0	3	2	0	2	0	0	19
32	Lake,De'Quon		2-2	0-0	0-0	1	2	3	0	4	0	0	1	0	12
35	Cherry,Taeshon		0-1	0-0	0-0	1	1	2	3	0	0	1	0	0	4
Team						0	1	1							
Totals			30-54	9-19	26-35	10	28	38	23	95	18	13	4	5	225

FG % 1st Half: 11-26 42.3% 2nd half: 16-22 72.7% OT: 3-6 50.0% Game: 30-54 55.6% Deadball
 3FG % 1st Half: 3-9 33.3% 2nd half: 5-8 62.5% OT: 1-2 50.0% Game: 9-19 47.4% Rebounds
 FT % 1st Half: 11-16 68.8% 2nd half: 10-13 76.9% OT: 5-6 83.3% Game: 26-35 74.3% 4

Officials: Mike Reed, Eric Curry, Bo Boroski

Technical fouls: Arizona-None. Arizona State-None.

Attendance: 14731

ASU's next game: Thursday, Feb.7, vs. Washington State (6 p.m./Pac-12 Network)

Tonight's game broadcast on ESPN2.

Score by periods	1st	2nd	OT	Total
Arizona	33	50	5	88
Arizona State	36	47	12	95

	In	Off	2nd	Fast	
Points	Paint	T/O	Chance	Break	Bench
ARIZ	20	19	11	3	14
ASU	36	9	10	14	6

Last FG - ARIZ 2nd-00:24, ASU OT-02:21.

Largest lead - ARIZ by 6 2nd-07:03, ASU by 9 2nd-18:52.

Score tied - 7 times.

Lead changed - 4 times.

2018-19 SUN DEVIL HIGHS AND LOWS

SUN DEVIL TEAM HIGHS

POINTS: 102 vs. CAL STATE FULLERTON
FIELD GOALS: 34 at Utah
FIELD GOAL ATTEMPTS: 78 vs. CAL STATE FULLERTON
FIELD GOAL%: .617 vs. WASHINGTON (29-47)
3-PT FIELD GOALS: 11 vs. OREGON/UTAH
3-PT FIELD GOALS ATT: 33 vs. WASHINGTON STATE
3-PT % (10 ATT.): .500 vs. Utah State (7-14)
FREE THROWS: 28 vs. Utah State
FREE THROWS ATTEMPTED: 44 vs. CAL STATE FULLERTON
FREE THROW % (15 ATT.): .880 at USC (22-25)
REBOUNDS: 63 vs. LONG BEACH STATE
ASSISTS: 24 vs. COLORADO
STEALS: 15 vs. WASHINGTON STATE
BLOCKS: 8 vs. PRINCETON
TURNOVERS: 24 vs. WASHINGTON
FOULS: 27 vs. Utah State
FIRST HALF POINTS: 50 vs. NEBRASKA OMAHA
SECOND HALF POINTS: 52 vs. LONG BEACH STATE

SUN DEVIL TEAM LOWS

POINTS: 51 at Oregon
FIELD GOALS: 17 at Oregon
FIELD GOAL ATTEMPTS: 47 vs. WASHINGTON
FIELD GOAL%: .306/19-62 at USC
3-PT FIELD GOALS: 2 vs. PRINCETON
3-PT FIELD GOALS ATT: 14 vs. Utah State
3-PT % (10 ATT.): .125/3-24 at Oregon
FREE THROWS: 6 at Stanford
FT ATTEMPTED: 17 at Stanford/vs. #6 Nevada
FREE THROW % (10 ATT.): .353/6-17 at Stanford
REBOUNDS: 26 at Oregon
ASSISTS: 7 at Oregon
STEALS: 3 vs. STANFORD/OSU/CAL STATE FULLERTON
BLOCKS: 0 at Georgia
TURNOVERS: 7 at Oregon State/vs. PRINCETON
FOULS: 12 vs. CALIFORNIA/#1 KANSAS

SUN DEVIL INDIVIDUAL HIGHS

POINTS: 33, Luguentz Dort vs. Utah State
FIELD GOALS: 10 (3x)
FG ATT: 22, Luguentz Dort vs. CAL STATE FULLERTON
FG% (9 ATT.): 9-10, Romello White vs. TSU
3-PT FGS: 5, Martin vs. ARIZONA; Cherry vs. UO/Martin at Cal
3-PT ATT: 10, Cherry vs. UO/Dort vs. TEXAS SOUTHERN
3-PT % (4 MADE): Taeshon Cherry vs. OREGON STATE (4-5)
3-PT % (4 MADE): Zylan Cheatham vs. UTAH (4-5)
FREE THROWS: 11, Luguentz Dort vs. Utah State
FT ATTEMPTED: 14, Luguentz Dort vs. Utah State
FT % (6 ATT.): 6-6, White vs. LBSU/Lawrence at UCLA
REBOUNDS: 22, Zylan Cheatham vs. ARIZONA
ASSISTS: 11, Remy Martin at UCLA
STEALS: 4 by Taeshon Cherry vs. #1 KANSAS STATE
BLOCKS: 3, three times
TURNOVERS: 8, Luguentz Dort vs. TEXAS SOUTHERN
FOUL OUTS: 14 on year
MINUTES: 41, Remy Martin vs. UA/ Edwards vs. CSF

OPPONENT TEAM HIGHS

POINTS: 96 by UTAH
FIELD GOALS: 34 by CAL STATE FULLERTON
FIELD GOAL ATTEMPTS: 74 by CAL STATE FULLERTON
FIELD GOAL %: .533/at Stanford (32-60)
3-POINTERS: 16 by UTAH
3-POINTER ATTEMPTS: 35 by TEXAS SOUTHERN
3-POINT % (10 ATT.): .533/UTAH (16-30)
FREE THROWS: 27 by WASHINGTON STATE
FREE THROW ATTEMPTS: 33 by WAZZU/Utah State
FREE THROW % (15 ATT.): .938/#1 KANSAS (15-16)
REBOUNDS: 48 by WASHINGTON STATE
ASSISTS: 22 by WASHINGTON STATE
STEALS: 12 by WASHINGTON
BLOCKS: 7 at Stanford/at Georgia/by #6 Nevada
TURNOVERS: 20 by Utah State
FOULS: 36 by CAL STATE FULLERTON

OPPONENT TEAM LOWS

POINTS: 52 by McNEESE STATE
FIELD GOALS: 15 by McNEESE STATE
FIELD GOAL ATTEMPTS: 47 at Georgia/by McNEESE STATE
FIELD GOAL %: .274/17-62 by LONG BEACH STATE
3-POINTERS: 2 by Stanford
3-POINTER ATTEMPTS: 18 at Colorado/by #6 Nevada
3-POINT % (10 ATT.): .100/2-20 by Stanford
FREE THROWS: 2 by NEBRASKA OMAHA
FREE THROW ATTEMPTS: 5 by NEBRASKA OMAHA
FREE THROW % (20 ATT.): .586/17-29 by McNEESE STATE
REBOUNDS: 23 by WASHINGTON
ASSISTS: 7 by CAL STATE FULLERTON
STEALS: 1 by McNEESE STATE
BLOCKS: 1 (7x)
TURNOVERS: 7 by TEXAS SOUTHERN
FOULS: 15 by #6 Nevada

OPPONENT INDIVIDUAL HIGHS

POINTS: 35, Kyle Allman of CSU FULLERTON
FIELD GOALS: 13, Kyle Allman of CSU FULLERTON
FIELD GOAL ATTEMPTS: 26, Kyle Allman of CSU FULLERTON
3-PT FGS: 6, Donnie Tillman of UTAH
3-PT ATT: 14, Jaylyn Patterson vs. TSU
FREE THROWS: 10, Khalil Ahmad of CSU FULLERTON
FT ATTEMPTED: 12 (2x)
REBOUNDS: 17 Tyler Bey at Colorado
ASSISTS: 7, Justin Coleman of ARIZONA
STEALS: 5 by Dominic Green of WASHINGTON
BLOCKS: 4 by Nicolas Claxton at Georgia
TURNOVERS: 6 by Matt Bradley at California
FOUL OUTS: 15 times

ASU STARTING LINEUPS 2018-19 (7)

Cheatham, Dort, Edwards, Lawrence, White (1-0 vs. CSF)
Cheatham, Dort, Lawrence, Martin, White (6-3)
Cheatham, Cherry, Dort, Lawrence, White (2-1)
Cheatham, Edwards, Lake, Lawrence, White (1-0 vs. CU)
Cheatham, Dort, Edwards, Lawrence, White (1-0 at Cal)
Cheatham, Dort, Edwards, Martin, White (8-5)
Cheatham, Dort, Edwards, Lake, Martin (1-0 on Senior Day)

SUN DEVIL CAREER HIGHS/SUN DEVIL RECORD WHEN

BOBBY HURLEY ERA STATS (70-56)

Year	15-16	16-17	17-18	18-19	TOTAL
Record:	15-17	15-18	20-12	20-9	70-56
More rebounds:	12-3	9-3	13-1	16-5	50-12
Lead/Tie at half:	11-3	11-4	13-1	14-4	49-12
Trail at half:	4-14	4-14	7-11	6-5	21-44
Shoot more FTs:	13-4	11-6	18-3	11-4	53-18
Better/Same FG%:	9-1	13-0	15-2	17-0	54-3
Shot worse FG%:	6-16	2-18	5-10	3-9	16-53
Shot > 50% FG:	3-0	3-2	10-0	9-0	25-2
Shot < 50% FG:	12-17	12-16	10-12	11-9	45-54
More TOs:	4-11	4-4	4-2	8-3	20-20
Same/Less TOs:	11-6	11-14	16-10	12-6	50-36
Home Games:	11-5	9-7	13-4	13-3	46-19
Road Games:	3-9	4-6	4-6	5-5	16-26
Neutral Sites:	1-2	2-5	3-2	2-1	8-10
Non Pac-12:	10-3	7-6	12-1	9-3	38-13
Pac-12 Season:	5-13	7-11	8-10	11-6	31-40
Pac-12 Tourn.:	0-1	1-1	0-1	0-0	1-3
3 points or less:	3-3	4-3	4-2	3-2	14-10
6 points or less:	3-6	5-3	4-7	5-4	17-20

#0 LUGUENTZ DORT SUN DEVIL HIGHS

POINTS: 33 vs. Utah State (11/21/18)

FG MADE: 10 vs. Utah State (11/21/18)/McNEESE (11/9/18)

FG ATTEMPTS: 22 vs. CAL STATE FULLERTON (11/6/18)

3-PT FG MADE: 4 at Oregon State (3/3/19)

3-PT FG ATTEMPTED: 10 vs. TEXAS SOUTHERN

FREE THROWS MADE: 11 vs. Utah State (11/21/18)

FREE THROWS ATTEMPTED: 14 vs. Utah State (11/21/18)

REBOUNDS: 12 vs. LONG BEACH STATE (11/12/18)

ASSISTS: 6 vs. WASHINGTON/ARIZONA

STEALS: 3 (4x)

MINUTES: 39 vs. ARIZONA (1/31/19)/Utah State (11/21/18)

#1 REMY MARTIN SUN DEVIL HIGHS

POINTS: vs. ARIZONA (1/31/19)

REBOUNDS: 8 at Georgia (12/15/18)

ASSISTS: 11 at UCLA (1/24/19)

FG MADE: 10 vs. UTAH (1/3/19)

FG ATT: 20 at Georgia (12/15/18)

3-PT MADE: 5 vs. ARIZONA (1/31/19)

FT MADE: 8 vs. ARIZONA (1/31/19)/vs. LBSU (11/12/18)

FT ATT.: 14 vs. vs. ARIZONA (1/31/19)

MINUTES: 41 vs. ARIZONA (1/31/19)

#2 ROB EDWARDS HIGHS

CLEVELAND STATE POINTS: 32 at Oakland (1/16/17)

ASU POINTS: 28 at Utah (2/16/19)

ASU POINTS (SECOND MOST): 19 vs. ARIZONA (1/31/19)

3-POINT FIELD GOALS: 4 at Utah (2/16/09)

REBOUNDS: 6 (2x) at California (1/9/19)

MINUTES: 41 vs. CAL STATE FULLERTON (11/6/18)

#3 MICKEY MITCHELL SUN DEVIL HIGHS

POINTS: 12 (2x) at California (1/20/18)

REBOUNDS: 13 vs. Vanderbilt (12/17/17)

ASSISTS: 5 vs. Oregon (1/11/18)

MINUTES: 33 at Stanford (1/17/18)

#10 VITALIY SHIBEL SUN DEVIL HIGHS

POINTS: 11 vs. St. John's (12/8/17)

REBOUNDS: 8 vs Idaho State (11/10/17)

3PT MADE: 3 at Cal (1/20/18) and vs. St. John's (12/8/17)

ASSISTS: 4 vs. Idaho State (11/10/17)

MINUTES: 28 vs. St. John's (12/8/17)

#14 KIMANI LAWRENCE SUN DEVIL HIGHS

POINTS: 22 vs. #15 Mississippi State (11/19/18)

REBOUNDS: 8 (2x) at Vanderbilt (12/17/18)

ASSISTS: 5 (2x) vs. TEXAS SOUTHERN (12/1/18)

MINUTES: 39 (2x) vs. TEXAS SOUTHERN (12/1/18)

#23 ROMELLO WHITE CAREER HIGHS

✓ AAU coach was Jerry Stackhouse

POINTS: 25 vs Northern Arizona (11/17/17)

2018-19 POINTS: 19 vs. COLORADO/TEXAS SOUTHERN

REBOUNDS: 15 vs San Diego State (11/14/17)

FG MADE: 10 (2x) at Washington State (2/4/18)

FG ATTEMPTED: 12 vs Northern Arizona (11/17/17)

FREE THROWS MADE: 11 at Stanford (1/17/18)

FREE THROWS ATTEMPTED: 14 at Stanford (1/17/18)

BLOCKS: 3 vs Idaho State

MINUTES: 39 vs Kansas State (11/23/17)

#32 DE'QUON LAKE CAREER HIGHS

POINTS: 24 vs Idaho State (11/10/17)

REBOUNDS: 12 (2x) at Oregon (2/22/18)

FG MADE: 8 vs Idaho State (11/10/17)

FG ATTEMPTED: 9 vs. Utah (1/25/18)

FREE THROWS MADE: 8 (2x) Longwood (12/19/17)

FREE THROWS ATTEMPTED: 14 vs Idaho State (11/10/17)

BLOCKS: 7 vs. Pacific (12/22/17)

MINUTES: 29 vs Kansas State (11/23/17)

#35 TAESHON CHERRY CAREER HIGHS

POINTS: 19 vs. Nebraska Omaha (11/28/18)

REBOUNDS: 6 vs. OREGON STATE (1/17/19)

STEALS: 4 vs. #1 KANSAS (12/22/18)

3-PT FG MADE: 5 VS. OREGON (1/19/19)

MINUTES: 31 vs. (2x) vs. TEXAS SOUTHERN (12/1/18)

#45 ZYLAN CHEATHAM SUN DEVIL HIGHS

POINTS: 24 at Utah (2/16/19)

SDSU POINTS: 18 vs. Savannah State (11/28/16)

REBOUNDS: 22 vs. ARIZONA (1/31/19)

REBOUNDS: 20 at UCLA (1/24/19)

ASSISTS: 10 vs. TEXAS SOUTHERN (12/1/18)

MINUTES: 40 vs. ARIZONA (1/31/19)

2018-19 SUN DEVIL TV ROSTER




0 LUGUENTZ DORT

G 6-4 215 FR
Montreal, Canada




1 REMY MARTIN

G 6-0 170 SO
Chatsworth, CA




2 ROB EDWARDS

G 6-4 205 RS-JR
Detroit, MI



3 MICKEY MITCHELL

F 6-7 225 RS-JR
Orlando, FL



5 KYLE FEIT

G 6-4 190 FR
West Palm Beach, FL



10 VITALIY SHIBEL

F 6-9 220 SO
Ivano-Frankivsk, Ukraine



11 ELIAS VALTONEN

G 6-7 195 FR
Eura, Finland



14 KIMANI LAWRENCE

F 6-7 210 SO
Providence, RI




21 JACK ROGGIN

G 6-0 165 SO
Calabasas, CA




23 ROMELLO WHITE

F 6-8 235 SO
Atlanta, GA




24 JORDAN SALZMAN

G 5-10 165 SO
Locust Valley, N.Y.



25 GRANT FOGERTY

G 5-11 170 SO
Scottsdale, AZ



31 TREVOR THOMPSON

G 6-2 175 RS-FR
Phoenix, AZ



32 DE'QUON LAKE

F 6-9 235 SR
Charlotte Amalie, St. Thomas



34 UROS PLAVSIC

C 7-0 240 FR
Smederevo, Serbia



35 TAESHON CHERRY

F 6-8 210 FR
El Cajon, CA



45 ZYLAN CHEATHAM

F 6-8 215 RS-SR
Phoenix, AZ