

# ASU 2019-2020 SCHEDULE

Date Opp. (TV/Radio).....FINAL/TIP

11/9 Colorado (ESPN2).....L, 71-81

## AIR FORCE RESERVE TIP-OFF/TEMPE

11/14 CCSU (P12/92.3 FM).....W, 90-49

11/17 Rider (P12/620 AM).....W, 92-55

## AIR FORCE RESERVE TIP-OFF/CONN

11/23 St. John's (ESPN3/620 AM) W, 80-67

11/24 #7 UVA (ESPN/620 AM) .....L, 45-48

11/26 @Princeton (ESPN+/620)....W, 67-65

12/3 @San Fran (CBSSN/98.7)....W, 71-67

12/7 Louisiana (P12/620 AM).....W, 77-65

12/11 Prairie View (P12/620 AM) ..W, 88-79

12/14 Georgia (P12/620 AM) .....W, 79-59

12/18 St. Mary's (PHX) (P12/98.7) .L, 56-96

12/21 Creighton (P12/620 AM) .....L, 60-67

12/28 TX-South. (P12/98.7 FM).....W, 98-81

1/4 @#25 Arizona (P12/98.7 FM)L, 47-75

1/9 @Oregon St. (ESPN/98.7) W, 82-76

1/11 @#9 Oregon (P12/98.7 FM) .L, 69-78

1/16 #20 Colorado (ESPN2/98.7) L, 61-68

1/18 Utah (P12/620 AM).....W, 83-64

1/25 #22 Arizona (P12/98.7 FM) .W, 66-65

1/29 @WSU(ESPN/98.7 FM) .....L, 65-67

2/1 @Wash. (P12/98.7 FM).....W, 87-84

2/6 UCLA (ESPN2/98.7 FM) .....W, 84-66

2/8 USC (FS1/620 AM).....W, 66-64

2/13 @Stan (ESPN2/98.7 FM).....W, 74-69

2/16 @Cal (ESPN/98.7 FM) .....3 PT

2/20 Oregon (ESPN2).....7

2/22 Oregon St. (ESPN2/U).....6

2/27 @UCLA (P12) .....8 PT

2/29 @USC (ESPN2/U).....5 PT

3/5 Washington (ESPN2/U).....7

3/7 Washington State (P12) .....4:30

3/11 Pac-12 Tournament.....Las Vegas

## TURNED IT AROUND FAST

Buffalo was 285-369 (.436) in 22 seasons after going Division I (1991-2013). The Bulls were 42-20 (.677) in Coach Hurley's two seasons. He is 131-86 in seven years as a head coach and 89-66 at ASU.

**FINAL FOUR TRIVIA:** Coach Hurley is one of four current head coaches who won a Final Four MOP. Juan Dixon (2002), Danny Manning (1988) and Patrick Ewing (1984) are the others.

# SUN DEVIL

## M E N ' S B A S K E T B A L L

### @SUNDEVILHOOPS (16-8; 7-4) TAKES 4-GAME WIN STREAK INTO BERKELEY

Sun., Feb. 16 - at California 3 p.m. PT/ESPNU/98.7 FM ASU 16.6 TO forced best in P12

\*\*\*\*\*

The Arizona State Sun Devil men's hoops team (16-8; 7-4) -- coming off back-to-back NCAA Tournaments for the first time since 1980-81 and the only Pac-12 team to make the NAAs the past two seasons -- takes its four-game win streak to Berkeley as Roxy Bernstein and Corey Williams are on the call for ESPNU on Sunday, Feb. 16 at 3 p.m. PT. Prior to its past two NCAA appearances under Bobby Hurley, ASU had made the NCAA Tournament three times in previous 22 seasons (1996-2017), but the Sun Devils are making a run at a third straight as it has won six of its past seven. ASU is on a four-game Pac-12 win streak for the first time the 2009-10 season, as it did it twice that season. It has not won five straight Pac-12 games since Feb. 5-22, 2009, when James Harden was on his way to earning Pac-10 Player of the Year honors in a 25-10 season.

**DUDE IS EN FUEGO:** The Pac-12 has a Sixth Man of the Year Award, and Alonzo Verge Jr. has put himself in discussions. After going through a five-game period of averaging 6.2 ppg., going 1-of-9 from the three-point stripe and shooting 11-of-45 (.244) from the field, Verge has been on fire recently, as after that five-game span he is averaging 17.2 points, is 41-of-74 (.554) from the field, 7-of-13 (.538) from three and 14-of-20 (.700) from the foul line in the past six games. In ASU's four game win streak he is averaging 19.8 ppg., is 30-of-50 (.600) from the field, 5-of-8 (.625) from three and 14-of-19 (.734) from the free throw line.

**ROAD REMY:** Junior Remy Martin is averaging 21.9 ppg. and has five 20-point games in ASU's eight road contests (5-3) this year. He led the team last year in road scoring at 15.0 ppg and in his freshman season was 11-of-23 (.478) from three and 24-of-29 (.828) from free throw line in road games. Crazy stat: He has posted nine games of 24+ points in his career, six of them have been in road games.

**THANKS PAC-12 RESEARCH:** ASU has forced 20+ turnovers in back-to-back Pac-12 games for the first time since February of 2001 (when it was Pac-10). ASU forced 24 vs. USC last Saturday and then Stanford had 20 on Thursday. The 24 turnovers by USC was the most by a Sun Devil Pac-12 opponent since 2002.


**VS. CAL:** ASU earned its 12th sweep over Cal in 2018-19 with wins of 80-66 in Berkeley and 69-59 in Tempe...ASU is 4-2 in Berkeley in its last six trips...in the most recent meeting, ASU won 69-59 in Tempe as Rob Edwards had 16 points to lead ASU to the halftime comeback win. ASU trailed 34-28 at the half, but Edwards posted 14 second-half points as ASU shot 16-of-28 (.571) from the field in the second half and held Cal to just 8-of-24 (.333)...in the most recent trip to Berkeley on Jan. 9, 2019, ASU won 80-66. It missed 11 of its first 12 shots and trailed 25-11 with 6:23 left in the first half, but Remy Martin scored 24 points over the next 26 minutes to lead ASU as it shot 13-of-16 from the free throw line in the second half to close out a win. ASU was 15-of-26 (.577) from the field in the second half and Martin made five three-pointers as the Sun Devils built a 14-point lead with 8:40 left and never let margin get under eight points.

**GAME 24 -- ASU 74, @STANFORD 69:** Remy Martin posted 24 points (on 9-of-14 shooting) and Alonzo Verge Jr. had 19 off the bench to lead ASU to its fifth road win of the year as ASU led for 37:48 of the game, controlled the boards (30-21) and forced 20 turnovers. Verge led the team in rebounds (seven) and assists (four) as ASU held Stanford to just .286 (6-of-21) from the three-point stripe while shooting .547 (29-of-53) from the field. Jalen Graham added six points and five rebounds in just under 16 minutes as ASU won its fourth straight Pac-12 game for the first time since the 2009-10 season.

**NOW AND THEN:** Rob Edwards in the past 10 games is averaging 13.3 ppg and has 29 three pointers -- in the previous five games he averaged 2.0 ppg and was 1-of-18 (.056) from three.

**ASU MEDIA RELATIONS:** ASU men's basketball SID Doug Tammaro can be reached directly at 480-734-7795 or via e-mail at tammaro@asu.edu. The ASU website is: www.TheSunDevils.com.

Pos	#	Name	Yr.	Ht./Wt.	2019-2020 SUN DEVIL ROSTER NOTES
F	00	Mickey Mitchell	Sr.	6-7/225	Worked his way back from back injury last year that kept him out all but six games
G	1	Remy Martin	Jr.	6-0/175	One of the most exciting players in the nation who takes and makes the 15-foot jumper
G	2	Rob Edwards	Sr.	6-5/205	Transfer from Cleveland State had solid 2018-19 season after overcoming injuries
G	3	Caleb Christopher	Fr.	6-1/180	Carson (Calif.) product from Mayfair High School
G	4	Kimani Lawrence	Jr.	6-8/220	Can guard 5 positions and play 4 of them
F	5	Elias Valtonen	So.	6-7/210	Solid summer playing overseas
G	10	Jaelen House	Fr.	6-1/160	Combo guard is lightning fast from Shadow Mountain High School/dad is Eddie
G	11	Alonzo Verge Jr.	Jr.	6-3/167	Got a lot of buckets in JC/43 points vs. Saint Mary's on Dec. 18/GW vs. No. 22 UA
G	12	Micah Burno	Fr.	6-0/200	Chaparral High School product
F	15	John Olmsted	Fr.	6-10/215	Walkon with skills and height from Morenci, Ariz.
F	20	Khalid Thomas	Jr.	6-9/210	JC transfer from College of Southern Idaho/Portland product/GW 3PTer at Princeton
F	22	Andre Allen	Jr.	6-9/215	JC transfer from Arizona Western; 13.3 ppg/8.4 rpg last season
F	23	Romello White	Jr.	6-8/220	Three-year starter from Atlanta who played for Jerry Stackhouse in club hoops
F	24	Jalen Graham	Fr.	6-9/220	Long and skilled freshman from Phoenix's Mountain Pointe High School showing flashes
G	25	Grant Fogerty	Sr.	6-0/175	Senior walkon from nearby Desert Mountain HS
F	30	Kyle Feit	So.	6-4/190	IMG Academy (Fla.) walkon who sat last year with injury
F	35	Taeshon Cherry	So.	6-9/220	Sun Devils are 8-0 when he scores in double digits
<b>Head Coach:</b> Bobby Hurley/42-20 at Buffalo (2013-15); 1992 Final Four MOP					
<b>Coaching Staff:</b> Rashon Burno (Associate HC), Eric Brown, Rasheen Davis					
<b>Special Assistant to HC:</b> Ben Wood <b>Operations:</b> Derrick Wrobel					
<b>Sports Performance:</b> Daniel Marshall <b>Trainer:</b> John Anderson					



**THIS IS US:** ASU has 25 wins (11 on the road) when trailing at the half under Bobby Hurley in five seasons, after going 12-64 (.157) the previous five seasons. It did it seven times in 2017-18 and did it in 2018-19 at Georgia, vs. No. 1 Kansas, at California, at UCLA, vs. Cal and at Oregon State. This year it has halftime comeback wins over St. John's, at Princeton, vs. No. 22 Arizona and vs. USC. ASU trailed Arizona 37-15 with just over five minutes remaining in the first half before closing the gap to 43-30 at the half and then scored the first 10 points of second half. The 22-point comeback matches what is believed to be the biggest in Pac-12 history. Just last Saturday ASU trailed USC by 13 with 5:34 left before cutting the gap to 40-32 at the half and then winning 66-64 despite leading for just 5:57 of the game.

**PAC-12 STAT STUFF:** ASU leads the league in turnovers forced (16.58 per game)...it ranks second in the Pac-12 in steals at 7.88 per game (188 in 24 games) while its turnover margin (+2.96) is third...Remy Martin leads the league at 19.46 points per game and fourth in steals (1.67 per game with 40 on the year)...Romello White leads the Pac-12 in rebounding at 9.22 per game and is second in field goal percentage (.603). His seven double-doubles is tied for fifth the league while his 11 double-digit rebounding games is tied for league lead...Remy leads the Pac-12 at 21.27 ppg. in conference games and his 15 20-point games is tied for league lead...Remy is the only player since 1996-97 to open Pac-12 play with six straight 20+ games (streak ended Jan. 29 at WSU)...ASU is 19-5 when Rob Edwards scores 13 in his two seasons (12-2 when he scores 15)...ASU has now won four straight against UCLA for the first time in school history after the 84-66 Tempe win on Feb. 6.

**PHYSICAL:** Top wingspans on the team are Jalen Graham (7-2), Romello White (7-0) and Kimani Lawrence (6-11 1/2). Best standing vertical is Graham (32.5"), while Remy Martin is next (31.5") while best approach verticals are Remy (40.5"), Jaelen House (39.5") and Graham (39").

**SOME SOLID DUBS:** Bobby Hurley has led ASU to a 47-16 regular season non-conference record in his five years, with notable wins over NC State, at Creighton, Texas A&M, UNLV (twice), Stephen F. Austin, Kansas State, Xavier, St. John's (twice plus a NCAA Tournament win), Kansas (twice), Vanderbilt and Georgia (twice).

**PAC-12 REFRESHER:** ASU finished second in the Pac-12 for just the fourth time in its 41-year Pac-10/12 history last year (2009-10, 1980-81 and 1979-80). ASU won 12 loop games for just the sixth time.

#### BEST PAC-12 RECORDS

16-2: 1980-81

15-3: 1979-80

12-6: 2018-19, 2009-10, 1994-95, 1982-83

**ROAD:** ASU opened Pac-12 play with three straight on the road for the seventh time in the past 12 seasons and for the third time in Coach Hurley's five seasons (also in 2017-18, 2016-17, 2014-15, 2011-12, 2010-11 and 2008-09). Coach Hurley's squad navigated something similar as in the past three seasons six times teams have opened with five of first seven on the road (as USC did this year). ASU in 2017-18 is the only one of the six to make the NCAA Tournament in that time.

**NCAA NOTE:** ASU had been to four NCAA Tournaments (1995, 2003, 2009 and 2014) in 26 seasons (1992-2017) and not been back-to-back since 1980-81. Remy Martin, Kimani Lawrence and Romello White have now gone to the Dance in each of their first two seasons.

**ROMELLO:** Romello White sprained his right ankle on Dec. 28 vs. Texas Southern and played eight minutes. His stats took a hit as he played limited minutes at Arizona on Jan. 4. He had 18 points and 17 rebounds in the Georgia win on Dec. 14 and was averaging 14.7 ppg/ 13.7 rpg and shooting 32-of-44 (.727) in his previous six games to TSU (Dec. 28).

**REMY:** Remy Martin became the 38th member of the ASU 1,000-point club on Jan. 11 as he now has 1,188 career points in 88 career games (13.5 pg). He has 15 20-point games on the year and posted seven straight -- averaging 24.3 points in those seven -- before posting 15 at Washington State on Jan. 29. The seven straight 20-point tilts matched the best by a Sun Devil since Eddie House posted eight in 1999-2000. Remy posted a career-high 33 points at Princeton on Nov. 26 and is averaging 19.5 ppg after averaging 11.3 in his first two years.

**PAC-12 MOST CONSECUTIVE GAMES 20+ POINTS IN SEASON SINCE 1996-97**

- 11-Ed Gray, CAL (Jan. 9, 1997-Feb. 15, 1997)
- 9-Landry Fields, STAN (Nov. 24, 2009-Jan. 2, 2010)
- 9-Brandon Roy, UW (Jan. 26, 2006-Feb. 26, 2006)
- 8-Tyler Dorsey, UO (March 9, 2017-April 1, 2017)
- 8-Eddie House, ASU (Dec. 18, 1999-Jan. 15, 2000)
- 8-Jason Terry, UA (Jan. 28, 1999-Feb. 20, 1999)
- 7-Remy Martin, ASU (Dec. 28, 2019-Jan. 25, 2020)**
- 7-Klay Thompson, WSU (Feb. 17, 2011-Mar. 21, 2011)
- 7-Luke Ridnour, UO (Feb. 2, 2003-Mar. 13, 2003)
- 7-Jeremy Veal, ASU (Jan. 24, 1998-Feb. 19, 1998)
- 7-O.J. Mayo, USC (Feb. 21, 2008-Mar. 13, 2008)

**ROAD WINS:** ASU's 5-4 Pac-12 road mark last year was its best since the 2009-10 and 2008-09 teams went 5-4 and matched ASU's best Pac-12 road mark in 39 seasons. Last year was only ASU's sixth winning road record since it joined the Pac-10 in 1978-79 (41 seasons). Ned Wulk's 1980-81 (8-1) and 1979-80 (7-2) teams set the bar, while Bill Frieder's 1994-95 Sweet Sixteen team also went 5-4.

**LOTS OF HOTEL PENS:** ASU played five of its first seven in Shanghai, Connecticut, New Jersey and San Francisco as it spent 17 of its first 32 nights of the season in a hotel and flew 20,134 miles on nine flights. When Coach Hurley took the ASU job in April of 2015 he said ASU was going to play some folks and not be afraid to go on the road. ASU's tally of non-conference states in his five years is at 11 with other trips to the Bahamas (vs. Kentucky) and China. ASU has played non-conference games in New York (MSG and Barclays), Nebraska (Creighton), at Kentucky, Nevada (at UNLV), Florida (Old Spice Classic), California (San Francisco and San Diego State), at Kansas, at Georgia, Tennessee (Vanderbilt) and New Jersey (at Princeton).

**ALONZO VERGE TOP SCORING GAMES**

- 43 vs. St. Mary's (12/18/19)
- 26 vs. UCLA (2/6/20)
- 23 vs. Texas Southern (12/28/19)
- 20 vs. Prairie View A&M (12/11/19)
- 19 at Stanford (2/13/20)
- 19 vs. Creighton (12/21/19)
- 18 at Washington (2/1/20)
- 16 vs. USC (2/8/20)
- 15 vs. Georgia (12/14/19)
- 13 vs. Arizona (1/25/20)

**REMY MARTIN 20+ SCORING TILTS (22)**

- 33 at Princeton (11/26/19)
- 31 vs. Arizona (1/31/19)
- 29 at Oregon (1/11/20)
- 27 at Arizona (3/9/19)
- 25 vs. #20 Colorado (1/16/20)
- 24 at Stanford (2/13/20)
- 24 vs. Arizona (1/25/20)
- 24 at Oregon State (1/9/20)
- 24 at California (1/9/19)
- 23 vs. Texas Southern (12/28/19)
- 23 vs. Georgia (12/14/19)
- 23 vs. Colorado/China (11/9/19)
- 22 vs. USC (2/8/20)
- 22 vs. Utah (1/3/19)
- 21 vs. Prairie View A&M (12/11/19)
- 21 vs. #7 Virginia (11/23/19)
- 21 at Georgia (12/15/18)
- 21 at #2 Kansas (12/10/17)
- 20 vs. Utah (1/18/20)
- 20 at #25 Arizona (1/4/20)
- 20 vs. Rider (11/17/19)
- 20 vs. Colorado/Las Vegas (3/7/18)

**ROMELLO WHITE**

**15 DOUBLE-DOUBLES (7 IN 2019-20)**

- 15/11 at Washington State (1/29/20)
- 19/10 vs. #20 Colorado (1/16/20)
- 18/12 vs. Creighton (12/21/19)
- 18/17 vs. Georgia (12/14/19)
- 14/16 vs. Prairie View A&M (12/11/19)
- 19/14 vs. Louisiana (12/7/19)
- 14/11 at San Francisco (12/3/19)
- 18/11 vs. Princeton (12/29/18)
- 19/14 vs. Texas Southern (12/1/18)
- 13/11 vs. California (3/1/18)
- 10/14 at Washington (2/1/18)
- 10/11 at Colorado (1/4/18)
- 14/11 vs. UC Irvine (11/9/17)
- 16/15 vs. San Diego State (11/14/17)
- 16/13 vs. San Francisco (2/2/17)

**ROMELLO WHITE TOP SCORING TILTS**

- 25 vs. Northern Arizona (11/17/17)
- 22 vs. St. John's at STAPLES (12/8/17)
- 21 at Washington State (2/4/18)
- 19 vs. #20 Colorado (1/16/20)
- 19 vs. Louisiana (12/7/19)
- 19 vs. UCLA (3/13/19)
- 19 vs. Colorado (1/5/19)
- 19 vs. Texas Southern (12/1/18)
- 19 at Stanford (1/17/18)
- 19 vs. Kansas State in Las Vegas (11/23/17)



### **BOBBY HURLEY YEAR-BY-YEAR**

**7-YEAR TOTALS: 131-86 (.603)**

**ASU: 89-66 (.574/5 SEASONS)**

2019-20: 16-8

2018-19: 23-11

2017-18: 20-12

2016-17: 15-18

2015-16: 15-17

### **BUFFALO (42-20/.677)**

2014-15: 23-10

2013-14: 19-10

**COACH AS PLAYER:** Coach Hurley's 145 assists in 20 games is a NCAA Tournament record. Other numbers:

**.583:** In the 1992 Final Four, Coach made 7-of-12 three pointers en route to the Most Outstanding Player honors.

**.667:** In the April 4, 1992 Final Four game vs. Indiana, Coach went 6-of-9 from the three-point stripe.

**2:** In addition to 1992 Most Outstanding Player honors, Coach also earned 1991 All-Tournament Team honors.

**9:** In the 1991 title game vs. Kansas on April 1, he posted nine assists.

**119:** 119-26 (.821) in his four years at Duke.

**18-2:** 18-2 in NCAA Tournament career.

### **3-PTERS IN NCAA TOURNAMENT**

47, Lee Humphrey, UF, 2004-07

43, Shelvin Mack, Butler, 2009-11

**42, Bobby Hurley, Duke, 1990-93**

### **NCAA TOURNAMENT GAMES**

23, Christian Laettner, Duke, 1989-92

22, Greg Koubek, Duke, 1988-91

22, Brian Davis, Duke, 1989-92

21, Wayne Turner, Kentucky, 1996-99

20, Thomas Hill, Duke, 1990-93

**20, Bobby Hurley, Duke, 1990-93**

20, Grant Hill, Duke, 1991-94

20, Antonio Lang, Duke, 1991-94

**ON THE ROAD (AGAIN) TO START PAC-12:** ASU opened Pac-12 on the road for the eighth time in past dozen seasons when it traveled to Arizona on Jan. 4. Ironically with the 20-game league slate and opening weekends announced, ASU will travel to Cal and make it nine times in past 13 years to open the Pac-12 season on the road next year.

### **ASU PAC-12 OPENERS PAST 12 SEASONS (ALSO NEXT YEAR -- HOME GAMES BOLD)**

ASU @California (Dec. 3, 2020)

@#25 Arizona 75, ASU 47 (Jan. 4, 2020)

**Utah 96, ASU 86 (Jan. 3, 2019)**

@#17 Arizona 84, #3 ASU 78 (Dec. 30, 2017)

ASU 98, @Stanford 93 (Dec. 30, 2016)

**#4 Arizona 94, ASU 82 (Jan. 3, 2016)**

@#8 Arizona 73, ASU 49 (Jan. 4, 2015)

**Washington 76, ASU 65 (Jan. 2, 2014)**

**ASU 55, Utah 54 OT (Jan. 2, 2013)**

@Arizona 68, ASU 51 (Dec. 31, 2011)

@Oregon State 80, ASU 58 (Dec. 30, 2010)

@UCLA 72, ASU 70 (Dec. 31, 2009)

ASU 90, @Stanford 60 (Jan. 2, 2009)

**ROMELLO NOTES:** Romello made .625 of his shots in his first two seasons including 120-of-184 in his freshman year...coached by Jerry Stackhouse in the Atlanta AAU circuit...started 63 of 65 games his first two years and led team in offensive boards in each of the past two seasons with 77 last year and 79 in 2017-18...has two of the best field goal percentage mark's in ASU history as he shot .652 in freshman year (fourth) and .598 last year (ninth-best).

### **ROMELLO WHITE TOP REBOUNTING GAMES**

17 vs. Georgia (Dec. 14, 2019)

16 vs. UCLA (Feb. 6, 2020)

16 vs. Prairie View A&M (Dec. 11, 2019)

15 vs. San Diego State (Nov. 14, 2017)

14 vs. Louisiana (Dec. 7, 2019)

14 vs. Texas Southern (Dec. 1, 2018)

14 at Washington (Feb. 1, 2018)

13 vs. San Francisco (Dec. 2, 2018)

12 vs. Creighton (Dec. 21, 2019)

12 vs. Saint Mary's (Dec. 18, 2019)

**ROAD:** ASU won at Princeton (67-65/Nov. 26) and San Francisco (71-67/Dec. 3), as it is 7-2 (.778) in OOC road games under Bobby Hurley, after going 8-22 (.267) in its previous 30 efforts.

### **ASU OUT OF CONFERENCE ROADIES UNDER BOBBY HURLEY (7-2)**

ASU 71, San Francisco 67 (Dec. 3, 2019)

ASU 67, Princeton 65 (Nov. 26, 2019)

Vanderbilt 81, ASU 65 (Dec. 17, 2018)

#20 ASU 76, Georgia 74 (Dec. 15, 2018)

#16 ASU 95, #2 Kansas 85 (Dec. 10, 2017)

ASU 74, San Diego State 63 (Dec. 10, 2016)

ASU 66, UNLV 56 (Dec. 16, 2015)

#5 Kentucky 72, ASU 58 (Dec. 5, 2015)

ASU 79, Creighton 77 (Dec. 2, 2015)

**CARRIED LEAGUE:** In Bobby Hurley's first four seasons, ASU led the Pac-12 in wins over ranked out-of-conference teams in the regular season (five) with wins over Kansas (twice), Xavier, Mississippi State and Texas A&M. Four of the wins were away from Tempe. The rest of the league was 15-42 in those four seasons and seven of the teams had one or zero wins.

**2018-19 QUICK REVIEW:** ASU was 23-11 and 12-6 (second) in the Pac-12 after being picked sixth in the preseason media poll. It beat No. 1 Kansas on Dec. 22, ASU's first win over No. 1 at home and second all-time (won at Oregon State in March of 1981) and notched first NCAA Tournament win since 2009 with a 74-65 victory over St. John's on March 20.

**REMY:** Remy's two best scoring games last year were wins over Arizona -- 31 in 95-88 double OT win on Jan. 31 and 27 in final game of regular season on road on March 9...led ASU to first sweep over Arizona since 2008-09 and first win in Tucson since 2010...second-team All-Pac-12 by the league's coaches in 2018-19...21 points, eight rebounds, five assists and three steals to spark ASU back from an 18-point deficit to a 76-74 victory at Georgia on Dec. 15, 2018, leading to his Dec. 17 Pac-12 Player of the Week Award. Had 12 points, five boards, two assists and two steals in the second half, including back-to-back baskets inside the final 3:11 which gave ASU its first lead of game at 71-70....led Pac-12 with a 2.4 assist-to-turnover ratio and second in league at five apg...had his November and early December of 2018 ruined by a bum ankle.

#### SUN DEVIL CAREER SCORING CHART UPDATE

- 23. 1,220 Dennis Dairman, '62-65
- 24. 1,188 – Remy Martin, '17-present
- 25. 1,177 – Chad Prewitt, '98-02

**WHO WE LOST:** Three regular rotation players are gone from last year, including All-Pac-12 performers Zylan Cheatham and Lu Dort (Pac-12 Freshman of the Year), as well as De'Quon Lake.

**CLOSE OUT AND HAND UP:** Sun Devil opponents are shooting .322 from the three-point stripe, the third-best defensive mark in ASU history.

#### SUN DEVIL BEST THREE-POINT DEFENSE TEAMS

- .317, 2009-10 (181-571)
- .319, 2008-09 (212-665)
- .322, 2019-20 (169-525)
- .326, 2012-13 (175-536)

**ROB EDWARDS:** Dropped buckets in big wins in 2018-19, with 15 off the bench vs. #1 Kansas, 19 vs. Arizona, 28 at Utah and 13 at Oregon State...when he scores 13, ASU is 19-5 and 12-2 when he scores 15...entered ASU with 909 points in 63 games (14.4 ppg.)...71-of-85 (.835) from the free throw line in 2018-19...missed six games early and only scored 14 points in the first nine games (14 in opener, six DNP's due to a back injury and zero points vs. Nevada and Georgia)...stats last year look a lot better when you remember he went from Nov. 7-Dec. 16 without scoring. In those three games he did play, he was 4-of-26 (.154) from field and 2-of-9 (.222) from three and had 14 points (all against CSF in the opener).

#### ROB EDWARDS 15+ POINTS SUN DEVIL SCORING TILTS (12-2)

- 28 at Utah (2/16/19)
- 24 vs. Utah (1/18/20)
- 23 vs. CCSU (11/14/19)
- 20 vs. Colorado/China (11/9/19)
- 19 at Washington (2/1/20)
- 19 vs. Arizona (1/31/19)
- 18 at Oregon State (1/9/20)
- 17 vs. Louisiana (12/7/19)
- 16 vs. California (2/24/19)
- 16 vs. Stanford (2/20/19)
- 15 vs. Arizona (1/25/20)
- 15 vs. Oregon (3/15/19)
- 15 vs. UCLA (3/14/19)
- 15 vs. #1 Kansas (12/22/18)

#### KIMANI LAWRENCE TOP SCORING GAMES

- 22 vs. #22 Mississippi State (11/19/18)
- 18 vs. Omaha (11/28/18)
- 16 vs. Cal State Fullerton (11/6/18)
- 16 vs. McNeese State (11/9/18)
- 15 at UCLA (1/24/19)
- 13 vs. Washington State (2/7/19)
- 13 vs. Texas Southern (12/1/18)
- 13 vs. Long Beach State (11/12/18)

**BUTTS IN SEATS:** The past two seasons have resulted in the best average attendance marks in Sun Devil history.

#### TOP AVERAGE SEASON ATTENDANCE MARKS

- 2017-18: 10,603
- 2018-19: 10,538
- 1995-96: 9,514
- 2008-09: 9,354
- 1994-95: 9,333

#### TEAM LEADERS IN 2019-20 (includes shared)

- Scoring:** Martin (16), Edwards (3), House (1), White (3), Verge (4)
- Rebounding:** White (17), Martin (1), Edwards (2), Verge (2), Cherry (2), Graham (1)
- Assists:** Martin (16), Verge (7), House (3), White (1), Edwards (10), Mitchell (1), Lawrence (1)

#### THREE-POINT NOTE

Entering 2019-20 ASU has made a three-pointer in 621 straight games. The last time ASU did not make a three-pointer was in an 89-57 win over Washington in Tempe on Feb. 10, 2001.

#### TAESHON CHERRY DOUBLE-DIGIT SCORING GAMES (8-0)

- 19 vs. Omaha (Nov. 28, 2018)
- 15 vs. Oregon (Jan. 19, 2019)
- 15 vs. Utah State (Nov. 21, 2018)
- 14 vs. Texas Southern (Dec. 1, 2018)
- 12 vs. Oregon State (Jan. 17, 2019)
- 11 vs. Utah (1/18/2020)
- 11 vs. Stanford (Feb. 20, 2019)
- 10 at San Francisco (Dec. 3, 2019)

## 2019-20 SUN DEVIL HIGHS AND LOWS (16-8; 7-4)

### SUN DEVIL TEAM HIGHS

**POINTS:** 98 vs. TEXAS SOUTHERN  
**FIELD GOALS:** 36 vs. TEXAS SOUTHERN  
**FIELD GOAL ATTEMPTS:** 82 vs. RIDER  
**FIELD GOAL%:** .571 vs. TEXAS SOUTHERN (36-63)  
**3-PT FIELD GOALS:** 14 vs. UCLA  
**3-PT FIELD GOALS ATT:** 32 vs. RIDER  
**3-PT % (10 ATT.):** .611 vs. UTAH (11-18)  
**FREE THROWS:** 37 vs. PRAIRIE VIEW A&M  
**FREE THROWS ATTEMPTED:** 51 vs. PRAIRIE VIEW A&M  
**FREE THROW % (10 ATT.):** .875 at #9 Oregon (14-16)  
**REBOUNDS:** 46 vs. CENTRAL CONNECTICUT STATE  
**ASSISTS:** 19 vs. TEXAS SOUTHERN/CENTRAL CONNECTICUT ST.  
**STEALS:** 16 vs. RIDER  
**BLOCKS:** 7 vs. #20 COLORADO  
**TURNOVERS:** 21 at Washington State  
**FOULS:** 26 at Washington  
**FIRST HALF POINTS:** 48 vs. TEXAS SOUTHERN  
**SECOND HALF POINTS:** 54 vs. UTAH

### SUN DEVIL TEAM LOWS

**POINTS:** 45 vs. Virginia  
**FIELD GOALS:** 17 vs. Virginia  
**FIELD GOAL ATTEMPTS:** 42 vs. Virginia  
**FIELD GOAL%:** .305/18-59 at #25 Arizona  
**3-PT FIELD GOALS:** 3 (twice)  
**3-PT FIELD GOALS ATT:** 12 at San Francisco  
**3-PT % (10 ATT.):** .136/3-22 vs. St. Mary's  
**FREE THROWS:** 4 vs. #22 ARIZONA  
**FREE THROWS ATTEMPTED:** 8 vs. St. Mary's  
**FREE THROW % (10 ATT.):** .421/8-19 at #25 Arizona  
**REBOUNDS:** 26 vs. Virginia  
**ASSISTS:** 2 at #25 Arizona  
**STEALS:** 3 vs. COLORADO  
**BLOCKS:** 1 (4 times)  
**TURNOVERS:** 7 vs. RIDER  
**FOULS:** 13 vs. Virginia  
**FIRST HALF POINTS:** 17 at #25 Arizona  
**SECOND HALF POINTS:** 24 vs. Virginia

### SUN DEVIL INDIVIDUAL HIGHS

**POINTS:** 43 by Alonzo Verge Jr. vs. Saint Mary's  
**FIELD GOALS:** 18 by Alonzo Verge Jr. vs. Saint Mary's  
**FIELD GOAL ATTEMPTS:** 29 by Alonzo Verge Jr. vs. Saint Mary's  
**3-PT FGS:** 5 by House vs. Texas Southern/Edwards vs. UTAH/CCSU  
**3-PT ATT:** 12 by Rob Edwards vs. #22 ARIZONA  
**FREE THROWS:** 10 by Romello White vs. PRAIRIE VIEW A&M  
**FT ATTEMPTED:** 14 by Romello White vs. PRAIRIE VIEW A&M  
**FREE THROW % (8 ATT.):** Remy Martin 8-8 at #9 Oregon/at UW  
**REBOUNDS:** 17 by Romello White vs. GEORGIA  
**ASSISTS:** 8 by Remy Martin vs. Colorado  
**STEALS:** 6 by Jaelen House vs. GEORGIA  
**BLOCKS:** 5 by Jalen Graham vs. Colorado

### OPPONENT TEAM HIGHS

**POINTS:** 96 by Saint Mary's  
**FIELD GOALS:** 34 by Saint Mary's  
**FIELD GOAL ATTEMPTS:** 66 (3 times)  
**FIELD GOAL %:** .596/34-57 vs. St. Mary's  
**3-POINTERS:** 16 vs. St. Mary's  
**3-POINTER ATTEMPTS:** 31 at Washington  
**3-POINT % (10 ATT.):** .615/16-26 vs. St. Mary's  
**FREE THROWS:** 26 at Washington  
**FREE THROW ATTEMPTS:** 35 at Washington  
**FREE THROW % (10 ATT.):** .833 by TEXAS SOUTHERN (20-24)  
**REBOUNDS:** 49 by #25 Arizona  
**ASSISTS:** 19 by Saint Mary's  
**STEALS:** 12 at Washington State/Washington  
**BLOCKS:** 9 vs. USC  
**TURNOVERS:** 29 vs. RIDER  
**FOULS:** 32 by PRAIRIE VIEW A&M  
**FIRST HALF POINTS:** 51 by Saint Mary's  
**SECOND HALF POINTS:** 45 by Saint Mary's

### OPPONENT TEAM LOWS

**POINTS:** 48 vs. Virginia  
**FIELD GOALS:** 17 vs. CENTRAL CONNECTICUT STATE  
**FIELD GOAL ATTEMPTS:** 49 (twice)  
**FIELD GOAL %:** .298/17-57 vs. CENTRAL CONNECTICUT STATE  
**3-POINTERS:** 2 by GEORGIA  
**3-POINTER ATTEMPTS:** 15 at #25 Arizona  
**3-POINT % (10 ATT.):** .083/2-24 by GEORGIA  
**FREE THROWS:** 4 at Princeton  
**FT ATTEMPTS:** 7 by Virginia  
**FREE THROW % (10 ATT.):** .429/by RIDER (6-14)  
**REBOUNDS:** 31 at Oregon State/by #7 Virginia  
**ASSISTS:** 5 at San Francisco  
**STEALS:** 2 by CREIGHTON  
**BLOCKS:** 0 by TEXAS SOUTHERN  
**TURNOVERS:** 10 vs. Saint Mary's/UCLA  
**FOULS:** 13 by #7 Virginia/#22 ARIZONA

### OPPONENT INDIVIDUAL HIGHS

**POINTS:** 34 by Jordan Ford of Saint Mary's  
**FIELD GOALS:** 12 by Jordan Ford of Saint Mary's  
**FIELD GOAL ATTEMPTS:** 19 by CJ Ellenby at Wazzu  
**FG % (5 MADE):** .889/8-9 by Ethan Thompson at Oregon State  
**3-PT FGS:** 7 by Jordan Ford of Saint Mary's  
**3-PT ATT:** 11 by Jordan Ford of Saint Mary's  
**FREE THROWS:** 9 by Zeke Nnaji of ARIZONA  
**FT ATTEMPTED:** 13 by Darius Williams of PRAIRIE VIEW A&M  
**REBOUNDS:** 18 by Richmond Arirguzoh at Princeton  
**ASSISTS:** 12 by Tyrik Armstrong of TEXAS SOUTHERN  
**STEALS:** 5 by Hameir Wright at Washington  
**BLOCKS:** 4 by Kyle Kelly at Oregon State

## SUN DEVIL INDIVIDUAL HIGHS (FEB. 10, 2020)

### #00 MICKEY MITCHELL HIGHS

**SEASON** ..... **CAREER**  
4 vs. TX-Southern (12/28/19)... **POINTS** ..... 12 (3 times)  
5 vs. St. Mary's (12/18/19)... **REBOUNDS** ..... 13 vs. Vanderbilt (12/17/17)  
2 vs. St. Mary's (12/18/19)... **STEALS** ..... 3 vs. ARIZONA (2/15/18)  
25 vs. TX-Southern (12/28/19)... **MIN.** ..... 33 at Stanford (1/17/18)

### #1 REMY MARTIN CAREER HIGHS

**POINTS:** 33 at Princeton (11/26/19)  
**FG MADE:** 13 at Princeton (11/26/19)  
**FG ATT:** 23 vs. COLORADO (1/16/20)/at Princeton (11/26/19)  
**3-PT MADE:** 5 vs. ARIZONA (1/31/19)  
**REBOUNDS:** 9 vs. Colorado/China (11/9/19)  
**ASSISTS:** 11 vs. COLORADO (1/16/20)  
**SEASON-HIGH ASSISTS:** 8 vs. Colorado/China (11/9/19)  
**FT MADE:** 9 vs. PRAIRIE VIEW A&M (12/11/19)  
**FT ATT.:** 14 vs. vs. ARIZONA (1/31/19)  
**MINUTES:** 41 vs. ARIZONA (1/31/19)

### #2 ROB EDWARDS SUN DEVIL HIGHS

**CLEVELAND STATE POINTS:** 32 at Oakland (1/16/17)  
**ASU POINTS:** 28 at Utah (2/16/19)  
**SEASON HIGH POINTS:** 24 vs. UTAH (1/18/20)  
**3-POINT FIELD GOALS:** 5 (twice)  
**REBOUNDS:** 8 vs. St. John's (3/20/19)  
**MINUTES:** 41 vs. CAL STATE FULLERTON (11/6/18)

### #4 KIMANI LAWRENCE SUN DEVIL HIGHS

**SEASON** ..... **CAREER**  
11 (three times) ..... **POINTS** ..... 22 vs. #15 Miss. St. (11/19/18)  
6 vs. Colorado (11/8/19)... **REBOUNDS** . 8 (2x) at Vanderbilt (12/17/18)  
1 (4 times)... **ASSISTS** ..... 5 (2x) vs. TX-SO (12/1/18)  
29 at #25 Arizona (1/4/20)... **MINUTES** ..... 39 (2x) vs. TX-SO (12/1/18)

### #5 ELIAS VALTONEN CAREER HIGHS

**POINTS:** 10 vs. St. John's (11/23/19)  
**REBOUNDS:** 4 vs. Colorado (11/9/19)  
**ASSISTS:** 2 (3 TIMES)  
**MINUTES:** 28 vs. St. John's (11/23/19)

### #10 JAELEN HOUSE CAREER HIGHS

**POINTS:** 20 vs. TEXAS SOUTHERN (12/28) and RIDER (11/17/19)  
**REBOUNDS:** 6 vs. St. John's (11/23/19)  
**3-POINT FIELD GOALS:** 5 vs. TEXAS SOUTHERN (12/28/19)  
**ASSISTS:** 5 vs. CCSU (11/14/19)  
**STEALS:** 6 vs. Georgia (12/14/19)  
**MINUTES:** 30 (twice)

### #11 ALONZO VERGE JR. HIGHS

**POINTS:** 43 vs. Saint Mary's (12/18/19)  
**REBOUNDS:** 7 at Stanford (2/13/20)  
**ASSISTS:** 7 vs. TEXAS SOUTHERN (12/28/19)  
**STEALS:** 4 (twice)  
**MINUTES:** 37 vs. CREIGHTON (12/21/19)

### ALONZO VERGE TOP SCORING GAMES

43 vs. St. Mary's (12/18/19)  
26 vs. UCLA (2/6/20)  
23 vs. Texas Southern (12/28/19)  
20 vs. Prairie View A&M (12/11/19)  
19 at Stanford (2/13/20)  
19 vs. Creighton (12/21/19)  
18 at Washington (2/1/20)  
16 vs. USC (2/8/20)  
15 vs. Georgia (12/14/19)  
13 vs. Arizona (1/25/20)

### #20 KHALID THOMAS HIGHS

**POINTS:** 14 at Princeton (11/26/19)  
**REBOUNDS:** 5 at San Francisco (12/3/19)  
**MINUTES:** 24 at Princeton (12/3/19)

### #23 ROMELLO WHITE CAREER HIGHS

✓ AAU coach was Jerry Stackhouse  
**POINTS:** 25 vs Northern Arizona (11/17/17)  
**REBOUNDS:** 17 vs. GEORGIA (12/14/19)  
**FG MADE:** 10 (2x) at Washington State (2/4/18)  
**FG ATTEMPTED:** 12 vs Northern Arizona (11/17/17)  
**FREE THROWS MADE:** 11 at Stanford (1/17/18)  
**FREE THROWS ATTEMPTED:** 14 (twice)  
**BLOCKS:** 3 (many times; vs. CCSU 11/14/19)  
**MINUTES:** 39 vs Kansas State (11/23/17)

### #24 JALEN GRAHAM HIGHS

**POINTS:** 10 vs. Central Connecticut State (11/14/19)  
**REBOUNDS:** 7 vs. #22 ARIZONA (1/25/20)  
**BLOCKS:** 5 vs. Colorado/China (11/8/19)  
**MINUTES:** 28 vs. Colorado/China (11/8/19)

### #35 TAESHON CHERRY HIGHS

**SEASON** ..... **CAREER**  
11 vs. UTAH (1/18/20) ..... **POINTS** ..... 19 vs. OMAHA (11/28/18)  
**REBOUNDS** ..... 8 vs. COLORADO (1/16/20)  
**STEALS** ..... 4 vs. #1 KANSAS (12/22/18)  
2 (twice) ..... **3-PT FG MADE** ..... 5 VS. OREGON (1/19/19)  
29 vs. UTAH (1/18/20) ..... **MINUTES** . 31 vs. (2x) vs. TX-SO (12/1/18)

**THE STAT CREW SYSTEM**  
**Arizona St. Combined Team Statistics (as of Feb 15, 2020)**  
**All games**

Overall record: 16-8 Conf: 7-4 Home: 10-2 Away: 5-3 Neutral: 1-3

##	Player	gp-gs	min	avg	Total		3-Point		F-Throw		Rebounds				pf	dq	a	to	blk	stl	pts	avg
					fg-fga	fg%	3fg-fga	3fg%	ft-fa	ft%	off	def	tot	avg								
01	Remy Martin	24-24	803	33.5	162-371	.437	47-138	.341	96-127	.756	11	70	81	3.4	36	0	94	78	1	40	467	19.5
11	Alonzo Verge Jr.	21-9	542	25.8	112-259	.432	15-54	.278	47-63	.746	14	60	74	3.5	30	0	51	44	2	27	286	13.6
02	Rob Edwards	24-21	657	27.4	81-229	.354	49-142	.345	42-56	.750	12	70	82	3.4	55	1	15	48	1	20	253	10.5
23	Romello White	23-22	642	27.9	91-151	.603	0-0	.000	59-90	.656	64	148	212	9.2	55	1	22	47	29	10	241	10.5
10	Jaelen House	23-0	419	18.2	33-106	.311	15-49	.306	29-37	.784	10	41	51	2.2	42	0	29	25	2	32	110	4.8
04	Kimani Lawrence	23-16	393	17.1	41-105	.390	11-47	.234	15-31	.484	23	40	63	2.7	46	1	10	19	8	16	108	4.7
35	Taeshon Cherry	22-11	414	18.8	36-107	.336	13-58	.224	9-18	.500	23	47	70	3.2	67	3	11	14	9	9	94	4.3
24	Jalen Graham	21-2	242	11.5	36-53	.679	0-0	.000	4-10	.400	31	33	64	3.0	34	0	10	18	23	4	76	3.6
20	Khalid Thomas	18-3	155	8.6	20-36	.556	11-23	.478	5-9	.556	6	19	25	1.4	11	0	4	2	1	9	56	3.1
05	Elias Valtonen	17-8	262	15.4	12-31	.387	7-13	.538	7-15	.467	4	31	35	2.1	31	0	7	9	2	9	38	2.2
30	Kyle Feit	6-0	11	1.8	2-5	.400	1-4	.250	3-4	.750	0	2	2	0.3	0	0	0	1	0	0	8	1.3
00	Mickey Mitchell	16-4	203	12.7	6-22	.273	0-4	.000	2-3	.667	13	22	35	2.2	32	1	10	9	4	9	14	0.9
03	Caleb Christopher	8-0	27	3.4	1-7	.143	1-2	.500	3-4	.750	1	2	3	0.4	3	0	0	3	0	1	6	0.8
25	Grant Fogerty	5-0	6	1.2	0-0	.000	0-0	.000	1-2	.500	0	1	1	0.2	0	0	0	0	0	1	1	0.2
22	Andre Allen	4-0	13	3.3	0-0	.000	0-0	.000	0-0	.000	0	4	4	1.0	2	0	0	0	0	0	0	0.0
12	Micah Burno	5-0	6	1.2	0-0	.000	0-0	.000	0-0	.000	0	0	0	0.0	1	0	0	1	0	1	0	0.0
15	John Olmsted	4-0	5	1.3	0-1	.000	0-0	.000	0-0	.000	1	2	3	0.8	0	0	1	0	0	0	0	0.0
Team											33	50	83				7					
Total.....		24	4800		633-1483	.427	170-534	.318	322-469	.687	246	642	888	37.0	445	7	264	325	82	188	1758	73.2
Opponents.....		24	4800		583-1384	.421	169-525	.322	319-482	.662	240	675	915	38.1	439	10	293	398	93	157	1654	68.9

TEAM STATISTICS	ASU	OPP	Date	Opponent	Score	Att.
SCORING	1758	1654	11/08/19	vs Colorado	L 71-81	4328
Points per game	73.2	68.9	11/14/19	CENTRAL CONN. ST.	w 90-49	7496
Scoring margin	+4.3	-	11/17/19	RIDER	w 92-55	7472
FIELD GOALS-ATT	633-1483	583-1384	11/23/19	vs St. John's (NY)	w 80-67	7682
Field goal pct	.427	.421	11/24/19	vs Virginia	L 45-48	5822
3 POINT FG-ATT	170-534	169-525	11/26/19	at PRIN	w 67-65	2727
3-point FG pct	.318	.322	12/03/19	at San Francisco	w 71-67	2892
3-pt FG made per game	7.1	7.0	12/07/19	LOUISIANA	w 77-65	7685
FREE THROWS-ATT	322-469	319-482	12/11/19	PRAIRIE VIEW	w 88-79	6889
Free throw pct	.687	.662	12/14/19	GEORGIA	w 79-59	9067
F-Throws made per game	13.4	13.3	12/18/19	vs Saint Mary's (CA)	L 56-96	6892
REBOUNDS	888	915	12/21/19	CREIGHTON	L 60-67	9395
Rebounds per game	37.0	38.1	12/28/19	TEXAS SOUTHERN	w 98-81	8795
Rebounding margin	-1.1	-	* 01/04/20	at Arizona	L 47-75	14644
ASSISTS	264	293	* 01/09/20	at Oregon St.	w 82-76	4828
Assists per game	11.0	12.2	* 01/11/20	at Oregon	L 69-78	9213
TURNOVERS	325	398	* 01/16/20	COLORADO	L 61-68	9479
Turnovers per game	13.5	16.6	* 01/18/20	UTAH	w 83-64	9608
Turnover margin	+3.0	-	* 01/25/20	ARIZONA	w 66-65	13500
Assist/turnover ratio	0.8	0.7	* 01/29/20	at Washington St.	L 65-67	2811
STEALS	188	157	* 02/01/20	at Washington	w 87-83	9066
Steals per game	7.8	6.5	* 02/06/20	UCLA	w 84-66	7708
BLOCKS	82	93	* 02/08/20	SOUTHERN CALIFORNIA	w 66-64	9628
Blocks per game	3.4	3.9	* 02/13/20	at Stanford	w 74-69	3312
ATTENDANCE	106722	74217				
Home games-Avg/Game	12-8894	8-6187				
Neutral site-Avg/Game	-	4-6181				

\* - Conference game

Score by Periods	1st	2nd	Totals
Arizona St.	795	963	1758
Opponents	785	869	1654



**THE STAT CREW SYSTEM**  
**Arizona St. Combined Team Statistics (as of Feb 15, 2020)**  
**Conference games**

Overall record: 7-4 Conf: 7-4 Home: 4-1 Away: 3-3 Neutral: 0-0

#	Player	gp-gs	min	avg	Total		3-Point		F-Throw		Rebounds				pf	dq	a	to	blk	stl	pts	avg
					fg-fga	fg%	3fg-fga	3fg%	ft-fa	ft%	off	def	tot	avg								
01	Remy Martin	11-11	385	35.0	81-188	.431	27-75	.360	45-59	.763	4	30	34	3.1	17	0	41	41	0	13	234	21.3
02	Rob Edwards	11-8	313	28.5	41-110	.373	29-78	.372	24-32	.750	3	32	35	3.2	25	1	11	24	0	13	135	12.3
11	Alonzo Verge Jr.	11-4	271	24.6	52-119	.437	8-22	.364	22-32	.688	4	30	34	3.1	15	0	23	24	2	13	134	12.2
23	Romello White	11-11	317	28.8	40-77	.519	0-0	.000	22-32	.688	26	65	91	8.3	36	1	12	26	15	6	102	9.3
04	Kimani Lawrence	11-10	217	19.7	20-54	.370	7-27	.259	7-11	.636	13	21	34	3.1	22	0	7	8	5	5	54	4.9
20	Khalid Thomas	5-0	49	9.8	9-14	.643	5-9	.556	1-1	1.000	2	6	8	1.6	3	0	2	1	0	1	24	4.8
24	Jalen Graham	10-0	113	11.3	19-28	.679	0-0	.000	3-8	.375	21	18	39	3.9	17	0	4	8	9	1	41	4.1
35	Taeshon Cherry	10-7	183	18.3	10-41	.244	4-21	.190	2-7	.286	14	27	41	4.1	30	1	3	5	7	3	26	2.6
10	Jaelen House	10-0	146	14.6	5-24	.208	2-11	.182	5-10	.500	3	11	14	1.4	14	0	4	7	1	7	17	1.7
05	Elias Valttonen	4-0	39	9.8	2-5	.400	1-1	1.000	0-2	.000	0	3	3	0.8	4	0	1	2	0	4	5	1.3
00	Mickey Mitchell	11-4	157	14.3	4-14	.286	0-3	.000	2-2	1.000	8	17	25	2.3	25	1	7	8	4	6	10	0.9
03	Caleb Christopher	4-0	6	1.5	0-2	.000	0-1	.000	2-2	1.000	0	1	1	0.3	0	0	0	2	0	0	2	0.5
12	Micah Burno	2-0	1	0.5	0-0	.000	0-0	.000	0-0	.000	0	0	0	0.0	0	0	0	0	0	0	0	0.0
15	John Olmsted	2-0	1	0.5	0-0	.000	0-0	.000	0-0	.000	0	1	1	0.5	0	0	0	0	0	0	0	0.0
25	Grant Fogerty	2-0	1	0.5	0-0	.000	0-0	.000	0-0	.000	0	1	1	0.5	0	0	0	0	0	0	0	0.0
30	Kyle Feit	2-0	1	0.5	0-0	.000	0-0	.000	0-0	.000	0	0	0	0.0	0	0	0	0	0	0	0	0.0
Team											22	23	45					3				
Total.....		11	2200		283-676	.419	83-248	.335	135-198	.682	120	286	406	36.9	208	4	115	159	43	72	784	71.3
Opponents.....		11	2200		263-613	.429	83-249	.333	166-246	.675	99	305	404	36.7	183	2	144	175	50	82	775	70.5

TEAM STATISTICS	ASU	OPP	Date	Opponent	Score	Att.
SCORING	784	775	*	01/04/20	at Arizona	L 47-75 14644
Points per game	71.3	70.5	*	01/09/20	at Oregon St.	w 82-76 4828
Scoring margin	+0.8	-	*	01/11/20	at Oregon	L 69-78 9213
FIELD GOALS-ATT	283-676	263-613	*	01/16/20	COLORADO	L 61-68 9479
Field goal pct	.419	.429	*	01/18/20	UTAH	w 83-64 9608
3 POINT FG-ATT	83-248	83-249	*	01/25/20	ARIZONA	w 66-65 13500
3-point FG pct	.335	.333	*	01/29/20	at Washington St.	L 65-67 2811
3-pt FG made per game	7.5	7.5	*	02/01/20	at Washington	w 87-83 9066
FREE THROWS-ATT	135-198	166-246	*	02/06/20	UCLA	w 84-66 7708
Free throw pct	.682	.675	*	02/08/20	SOUTHERN CALIFORNIA	w 66-64 9628
F-Throws made per game	12.3	15.1	*	02/13/20	at Stanford	w 74-69 3312
REBOUNDS	406	404	* - Conference game			
Rebounds per game	36.9	36.7				
Rebounding margin	+0.2	-				
ASSISTS	115	144				
Assists per game	10.5	13.1				
TURNOVERS	159	175				
Turnovers per game	14.5	15.9				
Turnover margin	+1.5	-				
Assist/turnover ratio	0.7	0.8				
STEALS	72	82				
Steals per game	6.5	7.5				
BLOCKS	43	50				
Blocks per game	3.9	4.5				
ATTENDANCE	49923	43874				
Home games-Avg/Game	5-9985	6-7312				
Neutral site-Avg/Game	-	0-0				

Score by Periods	1st	2nd	Totals
Arizona St.	348	436	784
Opponents	362	413	775

**THE STAT CREW SYSTEM**  
**Arizona St. Game-by-Game Highs (as of Feb 15, 2020)**  
**All games**

Opponent	Date	Score	Points	Rebounds	Assists	Steals	Blocked shots
vs Colorado	11/08/19	71-81	23-Remy Martin	9-Remy Martin	8-Remy Martin	5-Remy Martin	5-Jalen Graham
CENTRAL CONN. ST.	11/14/19	90-49	23-Rob Edwards	11-Romello White	5-Alonzo Verge Jr. Jaelen House	4-Jaelen House	3-Romello White
RIDER	11/17/19	92-55	20-Jaelen House Remy Martin	7-Romello White	4-Alonzo Verge Jr.	4-Remy Martin Alonzo Verge Jr.	2-Romello White Jalen Graham
vs St. John's (NY)	11/23/19	80-67	19-Remy Martin	9-Romello White	3-Jaelen House	3-Jaelen House	4-Jalen Graham
vs Virginia	11/24/19	45-48	21-Remy Martin	6-Rob Edwards	3-Remy Martin Jaelen House	2-Khalid Thomas Remy Martin	1-Taeshon Cherry Romello White
at PRIN	11/26/19	67-65	33-Remy Martin	9-Romello White	3-Remy Martin Romello White	2-Remy Martin Rob Edwards	1-Romello White
at San Francisco	12/03/19	71-67	14-Romello White Remy Martin	11-Romello White	5-Remy Martin	2-Khalid Thomas Remy Martin	1-Khalid Thomas Elias Valtonen
LOUISIANA	12/07/19	77-65	19-Romello White	14-Romello White	4-Remy Martin	2-Remy Martin Kimani Lawrence	1-Romello White
PRAIRIE VIEW	12/11/19	88-79	21-Remy Martin	16-Romello White	3-Remy Martin	3-Remy Martin Kimani Lawrence	2-Romello White
GEORGIA	12/14/19	79-59	23-Remy Martin	17-Romello White	6-Remy Martin	6-Jaelen House	1-Romello White
vs Saint Mary's (CA)	12/18/19	56-96	43-Alonzo Verge Jr.	12-Romello White	2-Alonzo Verge Jr.	2-Mickey Mitchell	1-Rob Edwards Jalen Graham Romello White
CREIGHTON	12/21/19	60-67	19-Alonzo Verge Jr.	12-Romello White	7-Remy Martin	2-Remy Martin Alonzo Verge Jr.	2-Romello White
TEXAS SOUTHERN	12/28/19	98-81	23-Remy Martin Alonzo Verge Jr.	6-Alonzo Verge Jr.	7-Alonzo Verge Jr.	3-Kimani Lawrence	1-Elias Valtonen
at Arizona	01/04/20	47-75	20-Remy Martin	5-Romello White Kimani Lawrence	1-Alonzo Verge Jr. Remy Martin	2-Remy Martin	4-Kimani Lawrence
at Oregon St.	01/09/20	82-76	24-Remy Martin	9-Romello White	5-Alonzo Verge Jr.	4-Alonzo Verge Jr.	2-Jalen Graham
at Oregon	01/11/20	69-78	29-Remy Martin	9-Romello White	6-Remy Martin	2-Romello White	1-Romello White Taeshon Cherry
COLORADO	01/16/20	61-68	25-Remy Martin	10-Romello White	6-Remy Martin	1-Remy Martin Jaelen House Rob Edwards	3-Romello White
UTAH	01/18/20	83-64	24-Rob Edwards	5-Taeshon Cherry	6-Remy Martin	3-Kimani Lawrence	2-Jalen Graham
ARIZONA	01/25/20	66-65	24-Remy Martin	7-Jalen Graham Rob Edwards	4-Remy Martin	2-Remy Martin Alonzo Verge Jr. Rob Edwards	2-Romello White
at Washington St.	01/29/20	65-67	15-Romello White	11-Romello White	4-Romello White	3-Alonzo Verge Jr.	2-Taeshon Cherry
at Washington	02/01/20	87-83	19-Remy Martin	7-Jalen Graham Romello White	2-Rob Edwards Mickey Mitchell Alonzo Verge Jr.	2-Rob Edwards	2-Romello White
UCLA	02/06/20	84-66	26-Alonzo Verge Jr.	16-Romello White	7-Remy Martin	1-Mickey Mitchell Remy Martin Jaelen House Alonzo Verge Jr.	2-Romello White
SOUTHERN CALIFORNIA	02/08/20	66-64	22-Remy Martin	10-Romello White	3-Remy Martin Kimani Lawrence	3-Romello White	2-Jalen Graham Romello White
at Stanford	02/13/20	74-69	24-Remy Martin	7-Alonzo Verge Jr.	4-Alonzo Verge Jr.	2-Mickey Mitchell	None

**THE STAT CREW SYSTEM**  
**Arizona St. Team Game-by-Game Comparison (as of Feb 15, 2020)**  
**All games**

Opponent	1st	2nd	Score	Mar	Total FG	FG Pct	3-Pointers	3FG Pct	Free Throws	FT Pct	Rebounds	Assist	T/Over	Block	Steal	Fouls
Colorado	29/42	42/39	71-81	(10)	25-65/30-65	.385/.462	8-20/6-16	.400/.375	13-18/15-25	.722/.600	36/48 (12)	12/12	16/18	6/3	10/6	24/14
CENTRAL CONN. ST.	43/23	47/26	90-49	+41	29-65/17-57	.446/.298	7-27/4-17	.259/.235	25-33/11-21	.758/.524	46/39 +7	19/9	11/23	5/5	14/6	18/28
RIDER	43/24	49/31	92-55	+37	35-82/23-60	.427/.383	10-32/3-21	.313/.143	12-20/6-14	.600/.429	45/47 (2)	15/10	7/29	6/3	16/7	18/22
St. John's (NY)	31/40	49/27	80-67	+13	28-61/25-66	.459/.379	5-19/3-16	.263/.188	19-26/14-22	.731/.636	39/41 (2)	9/9	13/16	4/4	6/4	19/21
Virginia	21/26	24/22	45-48	(3)	17-42/18-49	.405/.367	5-19/5-16	.263/.313	6-10/7-7	.600/1000	26/31 (5)	7/6	15/13	2/5	8/4	13/13
PRIN	26/31	41/34	67-65	+2	24-53/27-57	.453/.474	8-16/7-26	.500/.269	11-17/4-9	.647/.444	28/35 (7)	10/13	8/11	1/3	5/3	15/17
San Francisco	35/30	36/37	71-67	+4	26-62/24-66	.419/.364	5-12/8-28	.417/.286	14-19/11-16	.737/.688	42/41 +1	9/5	12/11	2/6	7/7	16/17
LOUISIANA	38/26	39/39	77-65	+12	28-67/21-49	.418/.429	6-26/8-24	.231/.333	15-22/15-20	.682/.750	42/34 +8	13/7	12/20	1/3	10/4	18/20
PRAIRIE VIEW	43/36	45/43	88-79	+9	23-51/25-58	.451/.431	5-17/8-16	.294/.500	37-51/21-33	.725/.636	34/39 (5)	9/16	13/20	4/3	8/6	25/31
GEORGIA	39/31	40/28	79-59	+20	33-67/23-66	.493/.348	6-25/2-24	.240/.083	7-16/11-20	.438/.550	42/43 (1)	12/12	17/19	1/1	9/11	18/20
Saint Mary's (CA)	19/51	37/45	56-96	(40)	23-64/34-57	.359/.596	3-22/16-26	.136/.615	7-8/12-17	.875/.706	33/37 (4)	4/19	15/10	3/3	5/10	20/16
CREIGHTON	32/30	28/37	60-67	(7)	23-65/27-61	.354/.443	7-26/7-24	.269/.292	7-10/6-8	.700/.750	37/43 (6)	11/15	11/11	3/4	5/2	14/15
TEXAS SOUTHERN	48/33	50/48	98-81	+17	36-63/26-60	.571/.433	12-25/9-22	.480/.409	14-21/20-24	.667/.833	32/33 (1)	19/16	16/22	1/0	13/5	19/22
Arizona	17/36	30/39	47-75	(28)	18-59/30-63	.305/.476	3-21/4-15	.143/.267	8-19/11-22	.421/.500	35/49 (14)	2/17	15/13	5/6	4/6	22/18
Oregon St.	36/25	46/51	82-76	+6	29-60/23-50	.483/.460	8-16/8-21	.500/.381	16-24/22-31	.667/.710	38/31 +7	13/13	12/14	3/5	10/5	24/18
Oregon	31/40	38/38	69-78	(9)	23-59/26-54	.390/.481	9-29/12-29	.310/.414	14-16/14-23	.875/.609	28/37 (9)	12/16	9/12	2/4	4/4	18/16
COLORADO	28/28	33/40	61-68	(7)	24-70/21-52	.343/.404	6-23/7-18	.261/.389	7-11/19-26	.636/.731	42/40 +2	10/13	14/13	7/3	3/8	22/16
UTAH	29/23	54/41	83-64	+19	30-58/22-56	.517/.393	11-18/6-24	.611/.250	12-18/14-20	.667/.700	30/38 (8)	15/16	12/18	6/3	6/6	16/14
ARIZONA	30/43	36/22	66-65	+1	28-72/23-57	.389/.404	6-29/6-20	.207/.300	4-9/13-18	.444/.722	41/43 (2)	13/11	12/18	5/5	8/7	15/13
Washington St.	31/37	34/30	65-67	(2)	26-63/23-56	.413/.411	5-19/10-25	.263/.400	8-15/11-16	.533/.688	42/34 +8	9/14	21/19	4/4	8/12	15/16
Washington	39/33	48/50	87-83	+4	26-57/24-62	.456/.387	8-28/9-31	.286/.290	27-33/26-35	.818/.743	42/33 +9	9/10	19/14	2/5	8/12	26/23
UCLA	39/28	45/38	84-66	+18	29-58/22-58	.500/.379	14-24/7-25	.583/.280	12-17/15-22	.706/.682	36/36 -	16/10	9/10	4/2	4/4	14/15
SOUTHERN CALIFORNIA	32/40	34/24	66-64	+2	21-67/23-55	.313/.418	8-25/8-20	.320/.400	16-20/10-17	.800/.588	42/42 -	7/11	16/24	5/9	12/9	17/19
Stanford	36/29	38/40	74-69	+5	29-53/26-50	.547/.520	5-16/6-21	.313/.286	11-16/11-16	.688/.688	30/21 +9	9/13	20/20	0/4	5/9	19/15

Note: Game totals are displayed in the format TEAM/OPPONENT for each category

**THE STAT CREW SYSTEM**  
**Arizona St. Points-Rebounds-Assists (as of Feb 15, 2020)**  
**All games**

Opponent	Date	Score		00 MITCHELL,M	01 MARTIN,REM	02 EDWARDS,RO	03 CHRISTOPHE	04 LAWRENCE,K	05 VALTONEN,E	10 HOUSE,JAEL
vs Colorado	11/08/19	71-81	L	DNP	23-9-8	20-1-0	DNP	10-6-0	1-4-0	7-1-1
CENTRAL CONN. ST.	11/14/19	90-49	w	DNP	14-2-3	23-4-1	4-2-0	6-5-1	1-3-0	14-4-5
RIDER	11/17/19	92-55	w	DNP	20-3-3	5-3-0	0-0-0	2-2-0	6-3-1	20-5-2
vs St. John's (NY)	11/23/19	80-67	w	DNP	19-4-2	13-7-0	0-0-0	1-1-0	10-2-2	11-6-3
vs Virginia	11/24/19	45-48	L	DNP	21-1-3	10-6-0	DNP	0-3-0	0-3-0	0-4-3
at PRIN	11/26/19	67-65	w	DNP	33-4-3	3-1-1	DNP	0-0-0	4-3-0	2-5-2
at San Francisco	12/03/19	71-67	w	DNP	14-6-5	5-5-0	DNP	7-2-0	6-2-0	0-1-1
LOUISIANA	12/07/19	77-65	w	DNP	15-1-4	17-5-1	DNP	2-3-0	0-2-2	9-4-1
PRAIRIE VIEW	12/11/19	88-79	w	0-0-0	21-3-3	14-1-0	DNP	4-1-1	5-3-0	5-1-2
GEORGIA	12/14/19	79-59	w	0-0-0	23-3-6	5-5-0	0-0-0	11-2-0	0-3-0	2-1-3
vs Saint Mary's (CA)	12/18/19	56-96	L	0-5-1	0-1-1	0-4-0	DNP	0-1-0	0-2-0	0-1-0
CREIGHTON	12/21/19	60-67	L	0-1-0	7-5-7	2-2-1	DNP	DNP	0-1-0	3-2-1
TEXAS SOUTHERN	12/28/19	98-81	w	4-4-2	23-5-5	1-3-0	DNP	11-3-1	0-1-1	20-2-1
at Arizona	01/04/20	47-75	L	2-3-0	20-3-1	2-2-0	0-0-0	8-5-0	DNP	3-4-0
at Oregon St.	01/09/20	82-76	w	2-4-2	24-0-3	18-4-2	DNP	9-5-0	0-0-0	1-1-1
at Oregon	01/11/20	69-78	L	2-4-0	29-3-6	11-2-0	DNP	6-3-1	DNP	9-1-1
COLORADO	01/16/20	61-68	L	0-2-0	25-7-6	8-1-1	DNP	0-3-0	DNP	0-3-1
UTAH	01/18/20	83-64	w	0-3-0	20-1-6	24-1-2	2-0-0	5-3-1	3-1-0	DNP
ARIZONA	01/25/20	66-65	w	0-2-0	24-3-4	15-7-1	DNP	0-1-1	DNP	0-0-0
at Washington St.	01/29/20	65-67	L	0-0-0	12-5-2	11-1-1	0-1-0	4-3-0	0-1-0	1-0-0
at Washington	02/01/20	87-83	w	0-2-2	19-3-1	18-4-2	DNP	0-5-0	DNP	0-0-1
UCLA	02/06/20	84-66	w	2-1-3	15-2-7	13-5-2	0-0-0	11-2-1	DNP	0-0-0
SOUTHERN CALIFORNIA	02/08/20	66-64	w	2-1-0	22-5-3	11-4-0	DNP	0-3-3	DNP	0-5-0
at Stanford	02/13/20	74-69	w	0-3-0	24-2-2	4-4-0	DNP	11-1-0	2-1-1	3-0-0

Opponent	Date	Score		11 ALONZO VE	15 OLMSTED,JO	20 THOMAS,KHA	22 ALLEN,ANDR	23 WHITE,ROME	24 GRAHAM,JAL	35 CHERRY,TAE
vs Colorado	11/08/19	71-81	L	4-6-2	DNP	0-1-0	0-2-0	DNP	6-3-1	DNP
CENTRAL CONN. ST.	11/14/19	90-49	w	10-2-5	0-0-0	0-2-0	0-1-0	2-11-1	10-4-3	4-2-0
RIDER	11/17/19	92-55	w	11-6-4	0-2-1	2-0-0	0-1-0	11-7-1	4-4-0	6-3-3
vs St. John's (NY)	11/23/19	80-67	w	DNP	DNP	0-0-0	0-0-0	15-9-0	4-4-0	5-3-2
vs Virginia	11/24/19	45-48	L	DNP	DNP	0-0-1	DNP	10-3-0	2-0-0	2-1-0
at PRIN	11/26/19	67-65	w	DNP	DNP	14-2-1	DNP	11-9-3	0-1-0	0-1-0
at San Francisco	12/03/19	71-67	w	3-1-2	DNP	3-5-0	DNP	14-11-0	9-4-1	10-3-0
LOUISIANA	12/07/19	77-65	w	4-3-2	DNP	2-3-0	DNP	19-14-0	0-2-1	9-2-2
PRAIRIE VIEW	12/11/19	88-79	w	20-4-2	DNP	2-2-0	DNP	14-16-1	0-1-0	3-0-0
GEORGIA	12/14/19	79-59	w	15-5-2	DNP	0-0-0	DNP	18-17-1	0-1-0	5-3-0
vs Saint Mary's (CA)	12/18/19	56-96	L	43-3-2	DNP	0-0-0	DNP	5-12-0	0-1-0	8-0-0
CREIGHTON	12/21/19	60-67	L	19-4-0	DNP	3-0-0	DNP	18-12-2	DNP	8-6-0
TEXAS SOUTHERN	12/28/19	98-81	w	23-6-7	DNP	6-2-0	DNP	2-0-1	DNP	8-5-1
at Arizona	01/04/20	47-75	L	8-2-1	DNP	DNP	DNP	0-5-0	4-2-0	0-4-0
at Oregon St.	01/09/20	82-76	w	7-4-5	DNP	DNP	DNP	12-9-0	6-5-0	3-3-0
at Oregon	01/11/20	69-78	L	0-3-3	DNP	DNP	DNP	7-9-1	2-0-0	3-0-0
COLORADO	01/16/20	61-68	L	7-2-0	DNP	DNP	DNP	19-10-1	0-2-0	2-8-1
UTAH	01/18/20	83-64	w	9-3-3	0-0-0	0-0-0	DNP	5-4-1	4-3-1	11-5-1
ARIZONA	01/25/20	66-65	w	13-4-2	DNP	DNP	DNP	6-4-2	4-7-2	4-5-1
at Washington St.	01/29/20	65-67	L	11-2-1	DNP	0-3-1	DNP	15-11-4	9-6-0	2-5-0
at Washington	02/01/20	87-83	w	18-5-2	DNP	10-2-0	DNP	18-7-1	4-7-0	0-3-0
UCLA	02/06/20	84-66	w	26-1-2	0-1-0	9-2-0	DNP	8-16-1	DNP	0-2-0
SOUTHERN CALIFORNIA	02/08/20	66-64	w	16-1-0	DNP	5-1-1	DNP	7-10-0	2-2-0	1-6-0
at Stanford	02/13/20	74-69	w	19-7-4	DNP	DNP	DNP	5-6-1	6-5-1	DNP



## Individual Career History

### Rob Edwards

Season	gp-gs min/avg		Total		3-Point		F-Throws		Rebounds				pf fo ast to blk stl							Scoring	
			fg-fga	pct	fg-fga	pct	ft-fta	pct	off	def	tot	avg								pts	avg
2015-16*	32-29	994/31.1	130-331	.393	49-124	.395	89-119	.748	21	104	125	3.9	71	0	46	109	1	37		398	12.4
2016-17*	31-30	964/31.1	167-404	.413	63-178	.354	114-149	.765	29	110	139	4.5	68	0	53	95	5	41		511	16.5
2018-19	28-21	820/29.3	94-273	.344	51-136	.375	71-85	.835	9	83	92	3.3	55	0	36	37	5	28		310	11.1
2019-20	24-21	657/27.4	81-229	.354	49-142	.345	42-56	.750	12	70	82	3.4	55	1	15	48	1	20		253	10.5
TOTAL	52-42	1477/28.4	175-502	.349	100-278	.360	113-141	.801	21	153	174	3.3	110	1	51	85	6	48		563	10.8
All*	115-101	3435/29.9	472-1237	.382	212-580	.366	316-409	.773	71	367	438	3.8	249	1	150	289	12	126		1472	12.8

\* Statistics from prior team/school

### Kimani Lawrence

Season	gp-gs min/avg		Total		3-Point		F-Throws		Rebounds				pf fo ast to blk stl							Scoring	
			fg-fga	pct	fg-fga	pct	ft-fta	pct	off	def	tot	avg								pts	avg
2017-18	19-0	186/9.8	22-48	.458	3-15	.200	11-13	.846	10	23	33	1.7	31	0	3	9	8	7		58	3.1
2018-19	34-15	851/25.0	99-236	.419	33-105	.314	62-83	.747	36	83	119	3.5	89	2	43	46	8	19		293	8.6
2019-20	23-16	393/17.1	41-105	.390	11-47	.234	15-31	.484	23	40	63	2.7	46	1	10	19	8	16		108	4.7
TOTAL	76-31	1430/18.8	162-389	.416	47-167	.281	88-127	.693	69	146	215	2.8	166	3	56	74	24	42		459	6.0

### Remy Martin

Season	gp-gs min/avg		Total		3-Point		F-Throws		Rebounds				pf fo ast to blk stl							Scoring	
			fg-fga	pct	fg-fga	pct	ft-fta	pct	off	def	tot	avg								pts	avg
2017-18	32-0	762/23.8	107-236	.453	23-62	.371	71-94	.755	22	73	95	3.0	48	0	94	43	2	36		308	9.6
2018-19	32-28	1042/32.6	139-346	.402	43-138	.312	92-125	.736	21	80	101	3.2	43	0	160	67	1	40		413	12.9
2019-20	24-24	803/33.5	162-371	.437	47-138	.341	96-127	.756	11	70	81	3.4	36	0	94	78	1	40		467	19.5
TOTAL	88-52	2607/29.6	408-953	.428	113-338	.334	259-346	.749	54	223	277	3.1	127	0	348	188	4	116		1188	13.5

### Mickey Mitchell

Season	gp-gs min/avg		Total		3-Point		F-Throws		Rebounds				pf fo ast to blk stl							Scoring	
			fg-fga	pct	fg-fga	pct	ft-fta	pct	off	def	tot	avg								pts	avg
2015-16*	23-7	295/12.8	17-48	.354	1-4	.250	12-23	.522	20	44	64	2.8	41	0	15	24	6	7		47	2.0
2017-18	24-11	541/22.5	50-99	.505	7-20	.350	33-49	.673	35	90	125	5.2	72	2	39	33	13	21		140	5.8
2018-19	6-0	53/8.8	5-7	.714	1-1	1.000	1-8	.125	6	10	16	2.7	7	0	6	6	0	1		12	2.0
2019-20	16-4	203/12.7	6-22	.273	0-4	.000	2-3	.667	13	22	35	2.2	32	1	10	9	4	9		14	0.9
TOTAL	46-15	797/17.3	61-128	.477	8-25	.320	36-60	.600	54	122	176	3.8	111	3	55	48	17	31		166	3.6
All*	69-22	1092/15.8	78-176	.443	9-29	.310	48-83	.578	74	166	240	3.5	152	3	70	72	23	38		213	3.1

\* Statistics from prior team/school

### Elias Valtonen

Season	gp-gs min/avg		Total		3-Point		F-Throws		Rebounds				pf fo ast to blk stl							Scoring	
			fg-fga	pct	fg-fga	pct	ft-fta	pct	off	def	tot	avg								pts	avg
2018-19	21-0	78/3.7	5-9	.556	4-8	.500	2-2	1.000	1	7	8	0.4	7	0	2	6	4	3		16	0.8
2019-20	17-8	262/15.4	12-31	.387	7-13	.538	7-15	.467	4	31	35	2.1	31	0	7	9	2	9		38	2.2
TOTAL	38-8	340/8.9	17-40	.425	11-21	.524	9-17	.529	5	38	43	1.1	38	0	9	15	6	12		54	1.4

### Romello White

Season	gp-gs min/avg		Total		3-Point		F-Throws		Rebounds				pf fo ast to blk stl							Scoring	
			fg-fga	pct	fg-fga	pct	ft-fta	pct	off	def	tot	avg								pts	avg
2017-18	31-31	752/24.3	120-184	.652	0-0	.000	85-154	.552	79	141	220	7.1	100	6	13	44	23	8		325	10.5
2018-19	34-32	851/25.0	113-189	.598	0-0	.000	70-121	.579	77	100	177	5.2	106	5	11	45	24	13		296	8.7
2019-20	23-22	642/27.9	91-151	.603	0-0	.000	59-90	.656	64	148	212	9.2	55	1	22	47	29	10		241	10.5
TOTAL	88-85	2245/25.5	324-524	.618	0-0	.000	214-365	.586	220	389	609	6.9	261	12	46	136	76	31		862	9.8

# Competition Under Coach Hurley

A photograph of Coach Bobby Hurley, a man with grey hair, wearing a white shirt and a yellow patterned tie, standing with his arms crossed on a basketball court. The background is a blurred crowd of spectators.

**WE WILL  
CONTINUE TO  
SEEK OUT THE  
OPPORTUNITY  
TO COMPETE  
AGAINST THE  
BEST.**

**BOBBY HURLEY**  
HEAD COACH // SUN DEVIL HOOPS

Coach Bobby Hurley and his staff have played non-conference games against some of the best and have proven they are not afraid to go on the road. Expect the effort to schedule the best to continue. In his first five years he has played road games all over the nation against all conferences with trips to Creighton, Georgia, Kansas, Kentucky, Princeton, San Diego State, San Francisco, UNLV and Vanderbilt.

## SUN DEVIL TEAMS PLAYED OR TO BE PLAYED SINCE HIRING OF BOBBY HURLEY

Creighton (Big East)	Nevada (MWC)	UNLV (MWC)
Georgia (SEC)	NC State (ACC)	Utah State (MWC)
Kansas (Big 12)	Purdue (Big 10)	Vanderbilt (SEC)
Kansas State (Big 12)	San Diego State (MWC)	Virginia (ACC)
Kentucky (SEC)	St. John's (Big East)	Xavier (Big East)
Marquette (Big East)	St. Mary's (WCC)	
Mississippi State (SEC)	Texas A&M (SEC)	



# Sun Devil Men's Basketball Head Coach Bobby Hurley

## SUN DEVIL NOTABLES UNDER HEAD COACH BOBBY HURLEY



Hurley coaching courtside against No. 1 Kansas.


- Named 14th men's basketball coach of ASU on April 9, 2015.
- Sun Devils matched highest ranking in school history (third) in December of 2017.
- Finished second in Pac-12 in 2018-19 (12-6) for just the fourth time in school history (41 seasons).
- Defeated No. 1 Kansas on Dec. 22, 2018, the program's only home victory against the nation's top-ranked team.
- Notched its first NCAA Tournament win since 2009 and posted 23 wins for just the eighth time in school history in 2018-19.
- Prior to its past two NCAA appearances, ASU had made the NCAA Tournament three times in the previous 22 seasons (1996-2017).
- ASU has averaged 80.04 points per game the past two seasons, tops in the Pac-12.
- ASU had not made March Madness in back-to-back years since 1980-81, yet now ASU is the only Pac-12 school to make the NCAAs the last two seasons.
- Won exempt tournaments in November of 2017 and 2018 after not winning one since November of 1994.
- In 2017-18 ASU averaged a school-record 10,603 fans, as the 4,103 extra bodies from 2016-17 to 2017-18 was the second-best increase in all of college hoops.



Hurley celebrating with the team after beating No.1 Kansas in 2018.




# 2019-20 SUN DEVIL TV ROSTER



**00 MICKEY MITCHELL**  
F 6-7 225 SR  
Orlando, FL



**1 REMY MARTIN**  
G 6-0 175 JR  
Chatsworth, CA



**2 ROB EDWARDS**  
G 6-5 205 SR  
Detroit, MI




**3 CALEB CHRISTOPHER**  
G 6-1 180 FR  
Carson, CA




**4 KIMANI LAWRENCE**  
F 6-8 220 JR  
Providence, RI



**5 ELIAS VALTONEN**  
G 6-7 195 SO  
Eura, Finland



**10 JAELEN HOUSE**  
G 6-2 160 FR  
Phoenix, AZ




**11 ALONZO VERGE, JR.**  
G 6-3 165 JR  
Chicago, IL




**12 MICAH BURNO**  
G 6-0 180 FR  
Scottsdale, AZ



**15 JOHN OLMSTED**  
F 6-10 215 FR  
Morenci, AZ



**20 KHALID THOMAS**  
F 6-9 210 JR  
Portland, OR



**22 ANDRE ALLEN**  
F 6-9 210 JR  
Los Angeles, CA



**23 ROMELLO WHITE**  
F 6-8 245 JR  
Atlanta, GA



**24 JALEN GRAHAM**  
F 6-9 205 FR  
Phoenix, AZ



**25 GRANT FOGERTY**  
G 6-0 175 SR  
Scottsdale, AZ



**30 KYLE FEIT**  
G 6-4 190 SO  
West Palm Beach, FL



**35 TAESHON CHERRY**  
F 6-8 210 SO  
El Cajon, CA