



# ARIZONA STATE SUN DEVIL HOCKEY MEDIA NOTES



X @SunDevilHockey



@SunDevilHockey



/SunDevilHockey

## 2024-25 SCHEDULE/RESULTS

| Date    | Opponent                | Network   | Time/Result |
|---------|-------------------------|-----------|-------------|
| Oct. 4  | at Air Force            | FloHockey | W, 8-1      |
| Oct. 5  | at Air Force            | FloHockey | L, 3-4 (OT) |
| Oct. 11 | vs. Michigan            | NCHC.tv   | 3:30 p.m.   |
| Oct. 12 | vs. Michigan            | NCHC.tv   | 5:00 p.m.   |
| Oct. 18 | at Providence           | ESPN+     | 5:00 p.m.   |
| Oct. 19 | at Providence           | ESPN+     | 5:00 p.m.   |
| Oct. 25 | at Northern Michigan    | NCHC.tv   | 4:07 p.m.   |
| Oct. 26 | at Northern Michigan    | NCHC.tv   | 3:07 p.m.   |
| Nov. 8  | at Colorado College*    | NCHC.tv   | 7:00 p.m.   |
| Nov. 9  | at Colorado College *   | NCHC.tv   | 6:00 p.m.   |
| Nov. 15 | vs. Omaha*              | NCHC.tv   | 7:00 p.m.   |
| Nov. 16 | vs. Omaha*              | NCHC.tv   | 5:00 p.m.   |
| Nov. 22 | at Denver*              | NCHC.tv   | 7:00 p.m.   |
| Nov. 23 | at Denver*              | NCHC.tv   | 6:00 p.m.   |
| Dec. 6  | vs. Minnesota Duluth*   | NCHC.tv   | 7:00 p.m.   |
| Dec. 7  | vs. Minnesota Duluth*   | NCHC.tv   | 5:00 p.m.   |
| Dec. 28 | vs. USNTDP (exh)        | NCHC.tv   | 1:00 p.m.   |
| Dec. 29 | vs. USNTDP (exh)        | NCHC.tv   | 1:00 p.m.   |
| Jan. 3  | vs. Robert Morris (DHC) | NCHC.tv   | 7:00 p.m.   |
| Jan. 4  | Desert Hockey Classic   | NCHC.tv   | 7:00 p.m.   |
| Jan. 10 | vs. North Dakota*       | NCHC.tv   | 7:00 p.m.   |
| Jan. 11 | vs. North Dakota*       | NCHC.tv   | 5:00 p.m.   |
| Jan. 17 | at St. Cloud State*     | NCHC.tv   | 5:30 p.m.   |
| Jan. 18 | at St. Cloud State*     | NCHC.tv   | 4:00 p.m.   |
| Jan. 24 | vs. Colorado College*   | NCHC.tv   | 7:00 p.m.   |
| Jan. 25 | vs. Colorado College*   | NCHC.tv   | 5:00 p.m.   |
| Jan. 31 | at Miami*               | NCHC.tv   | 4:00 p.m.   |
| Feb. 1  | at Miami*               | NCHC.tv   | 4:00 p.m.   |
| Feb. 7  | vs. Denver*             | NCHC.tv   | 7:00 p.m.   |
| Feb. 8  | vs. Denver*             | NCHC.tv   | 5:00 p.m.   |
| Feb. 14 | at Minnesota Duluth*    | NCHC.tv   | 6:07 p.m.   |
| Feb. 15 | at Minnesota Duluth*    | NCHC.tv   | 5:07 p.m.   |
| Feb. 21 | vs. Western Michigan*   | NCHC.tv   | 7:00 p.m.   |
| Feb. 22 | vs. Western Michigan*   | NCHC.tv   | 5:00 p.m.   |
| Feb. 28 | at Omaha*               | NCHC.tv   | 7:00 p.m.   |
| Mar. 2  | at Omaha*               | NCHC.tv   | 6:00 p.m.   |

Mar. 14-15 NCHC Quarterfinals

Mar. 21-22 NCHC Frozen Faceoff

Times are in MST // \* Conference game

## Game 3-4 | Arizona State vs. #10 Michigan



**MULLETT ARENA**  
Tempe, AZ

Friday, October 11  
3:30 p.m. MST  
Saturday, October 12  
5:00 p.m. MST

Watch: NCHC.tv / FOX 10 Xtra

Listen: Fox Sports 910

**Arizona State Sun Devils**  
1-1-0 Overall (0-0-0 NCHC)



**Michigan Wolverines**  
1-1-0 Overall (0-0-0 Big Ten)

## SCOUTING THE SERIES

The new kids on the block battle the blue bloods of college hockey as the Arizona State ice hockey team (1-1-0) hosts the Michigan Wolverines (1-1-0) in the Sun Devils' home opener on Friday and Saturday, Oct. 11-12, at Mullett Arena.

On Friday, Oct. 11, puck drop is slated for 3:30 p.m. MST to allow fans to attend both the home hockey and football games in Tempe. Sun Devil Football kicks off against the Utah Utes at 7 p.m. MST on Friday from Mountain America Stadium. On Saturday, Oct. 12, ASU returns to normal puck drop time slot with a 5:00 p.m. start time at Mullett Arena.

## PREGAME INFO

Fans are encouraged to arrive early to enjoy the pregame show courtesy of Gus Farwell. A Sun Devil Football letterwinner and 1996 Rose Bowl participant, Farwell will sing God Bless America on Friday and the National Anthem on both nights. Farwell's singing was spotlighted after video of him singing opera from his balcony in Barcelona, Spain during the COVID-19 pandemic lockdown went viral on social media. He is the infamous "Go Devils Goooo" opera singer voice that plays during Sun Devil Football games.

## HISTORY VS. THE WOLVERINES

Michigan holds a 6-0-1 record over ASU who will look to collect its first win over the maize and blue in program history. During the 2020-21 abbreviated season due to COVID-19, ASU spent the entire hockey season on the road competing in the Big Ten. In Oct. 2020, ASU also opened its season against then-No. 12 Michigan, ultimately suffering a series sweep. In the final of the four games from Yost Ice Arena, ASU collected a 1-1 tie, the first non-loss against Michigan ever.

## WATCH LIST

- Lukas Sillinger broke the ASU single season record for points during the 2023-24 season with 48 (11G, 37A). Healthy Jackson twins return to reunite the Sillinger - Ty Jackson - Dylan Jackson line.
- Cullen Potter became the 11th Sun Devil rookie to score in his collegiate debut game. He is the second-youngest active skater in the NCAA (17 years old until Jan. 10, 2025).
- Gibson Homer continues to top the national leaderboards with his goals against average and save percentage both ranked in the top five in the NCAA. The 6-5, 210 netminder finished the regular season with the best save percentage in college hockey.
- Bennett Schimek leads the nation in points with four goals and two assists in two games so far this season.
- Noah Beck leads all defensemen in the NCAA in points with five.

## BE THE TRADITION

Hockey SID: Paige Shacklett  
Cell Phone: (970) 946-0748  
Email: paige.shacklett@asu.edu  
Twitter: @paigeshacklett



2023-24 SUN DEVIL HOCKEY ROSTER

| No. | Name            | Pos. | S | Ht.  | Wt. | Yr.   | Hometown (Prev. School)   |
|-----|-----------------|------|---|------|-----|-------|---|
| 1   | Luke Pavicich   | G    | L | 6-2  | 195 | Sr.   | Clarence Center, NY/UMass Lowell (NCAA)/UMass (NCAA)/Kenai River (NAHL) |
| 2   | Noah Beck       | D    | L | 6-3  | 206 | Sr.   | Richmond Hill, Ontario, Canada/Clarkson (NCAA)/Fargo (USHL)             |
| 5   | Ty Murchison    | D    | L | 6-2  | 205 | Sr.   | Corona, CA/U.S. National U18 Team (USHL)                                |
| 7   | Joel Kjellberg  | D    | L | 6-0  | 190 | Fr.   | Nacka, Sweden/Cedar Rapids (USHL)                                       |
| 8   | Artem Shlaine   | F    | L | 6-1  | 185 | Gr.   | Moskva, Russia/Northern Michigan (NCAA)/UConn (NCAA)/Muskegon (USHL)    |
| 9   | Anthony Dowd    | D    | R | 5-7  | 152 | So.   | Point Pleasant Beach, NJ/ Chicago (USHL)                                |
| 10  | Tucker Ness     | D    | R | 6-3  | 216 | Jr.   | Plymouth, MN/Waterloo (USHL)  |
| 11  | Benji Eckerle   | F    | L | 5-10 | 181 | Gr.   | Northville, MI/Tri-City (USHL)  |
| 12  | Cullen Potter   | F    | R | 5-9  | 167 | Fr.   | Minneapolis, MN/U.S. National U-17                                      |
| 13  | Hunter Mullett  | F    | R | 6-0  | 160 | Fr.   | Hartland, WI/Islanders Hockey Club (NCDL)                               |
| 14  | Ty Jackson      | F    | L | 5-8  | 157 | Gr.   | Oakville, ON/Dubuque (USHL)/Northeastern (NCAA)                         |
| 15  | Dylan Jackson   | F    | R | 5-10 | 166 | Gr.   | Oakville, ON/Dubuque (USHL)/Northeastern (NCAA)                         |
| 16  | Ethan Szmagaj   | D    | R | 6-0  | 197 | Sr.   | Canton, MI/Waterloo (USHL)  |
| 18  | David Hymovitch | F    | R | 6-0  | 177 | So.   | Phoenix, AZ/Muskegon (USHL)   |
| 23  | Bennett Schimek | D    | R | 6-0  | 192 | Jr.   | Mendota Heights, MN/Providence (NCAA)/Sioux City (USHL)                 |
| 25  | Kyle Smolen     | F    | R | 5-11 | 165 | So.   | Crystal Lake, IL/ Fargo (USHL)  |
| 29  | Cole Gordon     | F    | L | 6-2  | 205 | So.   | Windsor, CO/Minnesota (NAHL)  |
| 30  | Chase Hamm      | G    | L | 5-9  | 165 | So.   | Saskatoon, SK, Canada/Arizona St. (ACHA)                                |
| 31  | Gibson Homer    | G    | L | 6-5  | 210 | R-Jr. | Grand Rapids, MI/Chicago (USHL)   |
| 37  | Sam Court       | D    | L | 5-10 | 184 | Fr.   | Winnipeg, MB, Canada/Sioux City (USHL)                                  |
| 39  | Zakari Brice    | G    | L | 5-11 | 180 | Fr.   | Fairbanks, AK/New Jersey Jr. Titans (NAHL)                              |
| 43  | Cole Helm       | F    | L | 6-0  | 195 | So.   | Dallas, TX/ Dubuque (USHL)  |
| 51  | Cruz Lucius     | F    | L | 6-0  | 178 | Jr.   | Grant, MN/Wisconsin (NCAA)/U.S. National U18                            |
| 53  | Ryan Alexander  | F    | L | 5-10 | 176 | Jr.   | Toronto, ON./Fargo (USHL)   |
| 61  | Lukas Sillinger | F    | L | 5-11 | 172 | Gr.   | Regina, Sask./Penticton (BCHL)/Bemidji State (NCAA)                     |
| 74  | Brasen Boser    | D    | L | 5-11 | 178 | Fr.   | Minot, ND/Fargo (USHL)  |
| 82  | Charlie Schoen  | F    | R | 5-10 | 160 | Jr.   | Andover, MN/Sioux City (USHL)   |
| 89  | Tony Achille    | F    | L | 6-0  | 175 | Fr.   | Hingham, MA/ Maine (NAHL)   |
| 92  | Ryan Kirwan     | F    | L | 6-2  | 205 | Sr.   | DeWitt, NY/Penn State (NCAA)/Green Bay (USHL)                           |

**Head Coach:** Greg Powers  
**Associate Coach:** Alex Hicks  
**Assistant Coach:** Dana Borges  
**Assistant Coach:** Mike Corbett  
**Director of Operations:** Andrew Matheson  
**Strength & Conditioning Coach:** Liane Blyn  
**Athletic Trainer:** Amanda Doyle  
**Equipment Manager:** Corby Antropik  
**Assistant Equipment Manager:** Owen Hixon  
**Athletic Communications:** Paige Shacklett  
**Sport Admins:** Scott Nelson

PRONUNCIATIONS

BORGES: Boar-Jess  
BRASEN BOSER: Bray-Sin Bose-ER  
ECKERLE: ECK-er-LEE  
HOMER: Home-ER  
HYMOVITCH: Hi-Mo-VITCH  
KIRWAN: Ker-WHEN  
KJELLBERG: Shell-berg  
PAVICICH: Pav-Uh-Sich  
SCHIMEK: Shh-him-ICK  
SCHOEN: Shane  
SHLAINE: Shh-LANE  
SMOLEN: Ss-MULL-In  
SZMAGAJ: SHH-MAG-EE  
ZACKARI: Zachary

ROSTER BREAKDOWN


|              |               |    |
|--------------|---------------|----|
| By Position: | Forwards      | 16 |
|              | Defensemen    | 9  |
|              | Goaltenders   | 4  |
| By Class:    | Freshmen      | 6  |
|              | Sophomores    | 7  |
|              | Juniors       | 6  |
|              | Seniors       | 4  |
|              | Graduates     | 6  |
| By State:    | Canada        | 7  |
|              | Minnesota     | 5  |
|              | Michigan      | 3  |
|              | Colorado      | 2  |
|              | New York      | 2  |
|              | Illinois      | 1  |
|              | Alaska        | 1  |
|              | Arizona       | 1  |
|              | California    | 1  |
|              | Massachusetts | 1  |
|              | New Jersey    | 1  |
|              | North Dakota  | 1  |
|              | Russia        | 1  |
|              | Sweden        | 1  |
|              | Texas         | 1  |
|              | Wisconsin     | 1  |

2024-25 Sun Devil Hockey Game Notes

RECORD BREAKDOWN

|                                     |       |
|-------------------------------------|-------|
| Overall Record                      | 1-1-0 |
| Home Record                         | 0-0-0 |
| Road Record                         | 1-1-0 |
| Last 5 Games                        | 1-1-0 |
| Last 10 Games                       | 1-1-0 |
| Scoring A Power-Play Goal           | 1-0-0 |
| Not Scoring A Power-Play Goal       | 0-1-0 |
| Allowing A Power-Play Goal          | 0-1-0 |
| Not Allowing A Power-Play Goal      | 1-0-0 |
| Scoring A Shorthanded Goal          | 1-0-0 |
| Allowing A Shorthanded Goal         | 0-0-0 |
| 10 Or More Penalties (ASU)          | 0-0-0 |
| Fewer Than 10 Penalties (ASU)       | 1-1-0 |
| More Penalties Than Opponent        | 1-1-0 |
| Fewer Penalties Than Opponent       | 0-0-0 |
| Same Amount Of Penalties            | 0-0-0 |
| In One-Goal Games                   | 0-1-0 |
| In Two-Goal Games                   | 0-0-0 |
| In Three-Goal or More Games         | 1-0-0 |
| In Overtime Games                   | 0-1-0 |
| Scoring 4 or More Goals             | 1-0-0 |
| Scoring 3 or More Goals             | 0-1-0 |
| Scoring 2 or Fewer Goals            | 0-0-0 |
| Allowing 4 or More Goals            | 0-1-0 |
| Allowing 3 or Fewer Goals           | 1-0-0 |
| Scoring First Goal Of Game          | 1-1-0 |
| Opponents Score First               | 0-0-0 |
| Leading After One Period            | 1-1-0 |
| Trailing After One Period           | 0-0-0 |
| Tied After One Period               | 0-0-0 |
| Scoring First Goal Of Second Period | 1-0-0 |
| Leading After Two Periods           | 0-0-0 |
| Trailing After Two Periods          | 0-0-0 |
| Tied After Two Periods              | 0-1-0 |
| Scoring First Goal Of Third Period  | 1-1-0 |
| Having 10-19 Shots On Goal          | 0-0-0 |
| Having 20-29 Shots On Goal          | 1-0-0 |
| Having 30-39 Shots On Goal          | 0-1-0 |
| Having 40 or More Shots On Goal     | 0-0-0 |
| Allowing 10-19 Shots On Goal        | 0-0-0 |
| Allowing 20-29 Shots On Goal        | 1-0-0 |
| Allowing 30-39 Shots On Goal        | 0-1-0 |
| Allowing 40 or More Shots On Goal   | 0-0-0 |
| Outshooting Opponent                | 0-1-0 |
| Opponent Outshoots ASU              | 1-0-0 |
| Shots Are Even                      | 0-0-0 |
| October                             | 1-1-0 |
| November                            | 0-0-0 |
| December                            | 0-0-0 |
| January                             | 0-0-0 |
| February                            | 0-0-0 |
| March                               | 0-0-0 |
| First Game of the Series            | 1-0-0 |
| Second Game of the Series           | 0-1-0 |
| Fridays                             | 1-0-0 |
| Saturdays                           | 0-1-0 |
| Sundays                             | 0-0-0 |
| Games Following A Win               | 0-1-0 |
| Games Following A Loss              | 0-0-0 |
| Games Following A Tie               | 0-0-0 |

JERSEY BREAKDOWN



TALE OF THE TAPE

| Sun Devils   |                       | Michigan      |
|--------------|-----------------------|---------------|
| 5.5 (T2nd)   | Goals Per Game        | 3.0(T16th)    |
| 2.5 (T6th)   | Goals Against Average | 3.0 (T7th)    |
| 18.6 (T2nd)  | Shots Percentage      | 11.5 (15th)   |
| 40.0% (1st)  | Power Play            | 14.3% (T14th) |
| 90.0% (18th) | Penalty Kill          | 100.0% (1st)  |
| 43.3 (T26th) | Faceoff %             | 60.8 (3rd)    |

2024-25 STAT LEADERS BREAKDOWN

|         |                     |       |           |                  |      |
|---------|---------------------|-------|-----------|------------------|------|
| Goals   | Bennett Schimek     | 4     | Penalties | Kyle Smolen      | 2    |
| Assists | Noah Beck           | 5     | PIM       | Kyle Smolen      | 4    |
| Points  | Bennett Schimek     | 6     | PPG       | Schimek & Smolen | 1    |
| Shots   | Potter & Kirwan     | 8     | SHG       | Bennett Schimek  | 2    |
| Shot %  | Gordon & D. Jackson | 1.000 | GWG       | Dylan Jackson    | 1    |
| BLK     | Ethan Szmagaj       | 4     | GAA       | Gibson Homer     | 1.00 |
| +/-     | Noah Beck           | +5    | SV%       | Gibson Homer     | .964 |

SCORING BREAKDOWN

| BY CLASS        |                          |  | CLASS LEADERS         |                         |  |
|-----------------|--------------------------|--|-----------------------|-------------------------|--|
| Class (Players) | Goals - Assists - Points |  | Player (Class)        | Goals- Assists - Points |  |
| Freshmen (6)    | 1 - 2 - 3                |  | Cullen Potter (Fr.)   | 1 - 1 - 2               |  |
| Sophomores (7)  | 4 - 3 - 7                |  | Kyle Smolen (So.)     | 3 - 0 - 3               |  |
| Juniors (6)     | 4 - 2 - 6                |  | Bennett Schimek (Jr.) | 4 - 2 - 6               |  |
| Seniors (4)     | 1 - 1 - 2                |  | Ryan Kirwan (Sr.)     | 1 - 1 - 2               |  |
| Graduates (6)   | 1 - 10 - 11              |  | Noah Beck (Gr.)       | 0 - 5 - 5               |  |

RECORD VS. BIG TEN OPPONENTS

| TEAM           | 2024-25 | OVERALL | LAST MEETING             |
|----------------|---------|---------|--------------------------|
| MICHIGAN       | 0-0-0   | 0-6-1   | T, 1-1 - Feb. 27, 2021   |
| MICHIGAN STATE | 0-0-0   | 4-3-1   | L, 1-2 - Feb. 15, 21021  |
| MINNESOTA      | 0-0-0   | 1-7-0   | OTW, 6-5 - Nov. 26, 2022 |
| NOTRE DAME     | 0-0-0   | 2-4-0   | W, 5-3 -Jan. 10, 2021    |
| OHIO STATE     | 0-0-0   | 2-4-2   | W, 5-0 - Mar. 5, 2021    |
| PENN STATE     | 0-0-0   | 1-7-0   | OTL, 2-3 - Dec. 13, 2020 |
| WISCONSIN      | 0-0-0   | 2-6-0   | L, 2-5 - Jan. 17, 2021   |

NCHC CONFERENCE STANDINGS

| TEAM             | PTS | CONF. GP | CONF. W-L-T | OW-OL | SW | CONF. GF-GA | GP | OVERALL W-L-T | WIN%  | GF-GA |
|------------------|-----|----------|-------------|-------|----|-------------|----|---------------|-------|-------|
| Denver           | 0   | 0        | 0-0-0       | 0-0   | 0  | 0-0         | 2  | 0-0-0         | 1.000 | 10-3  |
| St. Cloud State  | 0   | 0        | 0-0-0       | 0-0   | 0  | 0-0         | 1  | 1-0-0         | 1.000 | 1-0   |
| Arizona State    | 0   | 0        | 0-0-0       | 0-0   | 0  | 0-0         | 2  | 1-1-0         | .500  | 11-5  |
| Miami            | 0   | 0        | 0-0-0       | 0-0   | 0  | 0-0         | 2  | 0-0-2         | .500  | 7-7   |
| Colorado College | 0   | 0        | 0-0-0       | 0-0   | 0  | 0-0         | 0  | 0-0-0         | .000  | 0-0   |
| Minnesota Duluth | 0   | 0        | 0-0-0       | 0-0   | 0  | 0-0         | 1  | 0-1-0         | .000  | 3-4   |
| North Dakota     | 0   | 0        | 0-0-0       | 0-0   | 0  | 0-0         | 0  | 0-0-0         | .000  | 0-0   |
| Omaha            | 0   | 0        | 0-0-0       | 0-0   | 0  | 0-0         | 0  | 0-0-0         | .000  | 0-0   |
| Western Michigan | 0   | 0        | 0-0-0       | 0-0   | 0  | 0-0         | 0  | 0-0-0         | .000  | 0-0   |

SUN DEVIL NOTES

**MARGIN OF VICTORY**  
On opening night, ASU put on a show-stopping performance with an 8-1 victory over Air Force. The eight goals tied a program high for goals scored in a single game - a feat the Sun Devils have accomplished five times over the decade-long history. With only one goal allowed, ASU set a new high for margin of victory at seven. The previous high was six vs. Lindenwood on Feb. 17, 2023.

**YOUNG GUN**  
Rookie Cullen Potter got the monkey off his back immediately - scoring his first collegiate goal in his first NCAA game on Friday night at Air Force. He became the XX skater in ASU history to score in their first collegiate game. The highly touted ASU rookie is the second-youngest player in the NCAA. The U.S. National Development Program product is 17 years old and turns 18 on Jan. 10, 2025. He's only seven days older than the youngest player in college hockey (Sascha Boumedienne, Boston University).

**MOST WINS IN PROGRAM HISTORY**  
With the NCAA Tournament and Pairwise chase off of the table for the 2023-24 season, the team set its sights on accomplishing a new goal: the most wins in a single season in program history. With the final game of the season marked as a 5-2 win for the Sun Devils, ASU completed the year with 24 wins, the most in ASU history. The previous record was held by the 2019-20 squad who accomplished a 22-win season before the season was ultimately cut short due to Covid-19.

**NHL DEVILS**  
Joey Daccord signed a five-year, \$25 million contract with the Seattle Kraken on Wednesday. It has an average annual value of \$5 million and begins next season. The 28-year-old goalie could have been an unrestricted free agent after this season. He's in his second full season in the NHL after going 19-18-11 with a 2.46 goals-against average, .916 save percentage and three shutouts in 50 games (46 starts) for Seattle in 2023-24.

Former Sun Devil Hockey captain Josh Doan made the NHL opening day roster for the Utah Hockey Club's inaugural season in Salt Lake City. Doan spent one season with the AHL Tucson Roadrunners and made his NHL debut for the Arizona Coyotes at Mullett Arena on March 27, 2024.

Forty-eight skaters from the NCHC made NHL rosters. Along with those 48, another 12 alumni of NCHC teams, who didn't play in the NCHC (two of which are Daccord and Doan), landed a spot on opening-night rosters. In all, a total of 60 alumni from NCHC teams will begin the 2024-25 season on NHL rosters.

**BETWEEN THE PIPES**  
Gibson Homer started at the crease for the Sun Devils on Friday night at Air Force. The redshirt junior allowed one goal and earned a .964 save percentage. Both his goals against average and save percentage rank top-five in the nation. The next night, transfer Luke Pavichich took the helm and finished with four goals against, including overtime. The senior made 29 saves for a .879 save percentage.

**PLAYERS OF THE WEEK**  
Junior Bennett Schimek and graduate Noah Beck made the most of their debuts in the maroon and gold over the opening weekend at Air Force. Schimek and Beck won the KJ Branding NCHC Forward and Defenseman of the Week, respectively. Additionally, they are the first players in Sun Devil history to earn performance recognition from the conference.

Schimek notched a six-point weekend in a split at Air Force, including his first career hat-trick in the 8-1 victory. The Providence transfer ended his weekend with four goals, two assists, six shots on goal and a +3 plus/minus.

Beck was named NCHC Defenseman of the Week after his stellar weekend on both ends of the ice, collecting five points and a +5 plus/minus. In Friday's win, the Clarkson transfer paced the team with three assists on the night, including the lone assist on Schimek's first short-handed goal. Beck notched an additional two assists in Saturday's overtime loss, bringing him to five assists on the weekend in the 1-1 series split.

**LET THEM COOK**  
Special teams contributed to five out of the eight goals on Friday night and set a new record 40 minutes into the season as ASU scored three short-handed goals, the most in a single game in program history. Junior transfer Bennett Schimek netted two of the three, becoming the first player to score multiple short-handed goals in a single game for the Maroon & Gold.

ARIZONA STATE QUICK FACTS

|                                    |                               |
|------------------------------------|-------------------------------|
| Location.....                      | Tempe, Ariz.                  |
| Enrollment.....                    | 103,000                       |
| Nickname.....                      | Sun Devils                    |
| Colors.....                        | Maroon & Gold                 |
| Conference.....                    | NCHC (Big-12 in other sports) |
| President.....                     | Dr. Michael Crow              |
| Athletics Director.....            | Graham Rossini                |
| Arena.....                         | Mullett Arena                 |
| Head Coach.....                    | Greg Powers (17th season)     |
| Associate Coach.....               | Alex Hicks (11th season)      |
| Assistant Coach.....               | Dana Borges (2nd season)      |
| Assistant Coach.....               | Mike Corbett (1st season)     |
| Director of Operations.....        | Andrew Matheson (6th season)  |
| Strength & Conditioning Coach..... | Liane Blyn (7th season)       |
| Equipment Manager.....             | Corby Antropik (3rd season)   |
| Athletic Trainer.....              | Amanda Doyle (1st season)     |
| Powers' Career Record.....         | 296-179-36                    |
| Powers' NCAA Record.....           | 128-150-23                    |

HEAD COACH GREG POWERS

Coach Powers enters his tenth season as the head coach of the Division I program in 2024-25, and his 17th overall at the helm at ASU. He was a finalist for the 2019 and 2020 Spencer Penrose Award, which is awarded to the Division I Coach of the Year. Coach Powers was also named the 2018-19 Frank Kush Sun Devil Coach of the Year, as voted on by the 26 head coaches at Arizona State. On July 7, 2022, Arizona State University and Greg Powers agreed to a five-year contract extension through the 2026-27 season. In 2023-24, Powers led the Sun Devils to a program record 24 wins on the season. Matthew Kopperud finished as an NCAA statistical leader with 17 power play goals. A true Sun Devil coached by Powers all four years of his NCAA career, Kopperud completed his time at ASU as the fourth-best career power play scorer in NCAA history with 41 through his four years in college. Lukas Sillinger also topped the charts in 2023-24 as he set the ASU program record in single season points (48). In the final year of Oceanside Arena, Powers coached ASU to five-straight wins versus USCHO.com Top-20 opponents for the first time in program history (the previous record for consecutive wins against ranked opponents was three-straight games). In 2021-22, the team boasted three of the top-10 scorers in the nation in Colin Theisen, Matthew Kopperud and Josh Doan. ASU scored 116 goals in 35 games for a 3.31 goals per game average, ranked No. 10 in the country. Under Powers, ASU became the fastest start-up collegiate hockey program to qualify for the postseason in 2018-19. At 21-13-1 and No. 10 in the Pairwise rankings, the Sun Devils made the largest jump in all of NCAA Division I year-to-year up from No. 53 at the end of 2017-18. During the 2013-14 season, Coach Powers helped guide the Sun Devils to their first-ever ACHA Division I National Championship. Himself a Sun Devil, Powers graduated from the Walter Cronkite School of Journalism in 1999 and was inducted into the ASU Hockey Player Hall of Fame in 2009. Collegiately, Greg was a three-time ACHA Division I All-American Goaltender while playing for the Sun Devils under the tutelage of Hall of Fame Head Coach Gene Hammett. The Sun Devils qualified for three national championships during Powers' four-season collegiate career, and he was named Team MVP for the 1996-1997 and 1997-1998 seasons.



# GLOVES ARE OFF

### #1 Luke Pavicich (Sr., G)

- Made season debut on Saturday at AF
- Made 29 saves in first game in maroon and gold

### #2 Noah Beck (Sr., D)

- Won NCHC Defenseman of the Week after an impressive opening weekend at Air Force. Five assists, including four primary
- Leads all NCAA defensemen in point scoring with five through two games
- Leads team with +5 plus/minus

### #5 Ty Murchison (Sr., D)

- Was the first California native to commit to Sun Devil Hockey in the NCAA DI era

### #7 Joel Kjellberg (Fr., D)

### #8 Artem Shlaine (Gr., F)

- out with an injury

### #9 Anthony Dowd (So., D)

### #10 Tucker Ness (Jr., D)

### #11 Benji Eckerle (Gr., F)

- Only hockey player enrolled in Barrett, The Honors College at ASU

### #12 Cullen Potter (Fr., F)

- Scored first collegiate goal at Air Force in ASU's 8-1 win on Friday night
- Tied for most shots on team with Kirwan (8)

### #13 Hunter Mullett (Fr., D)

- Grandson of ASU donors, Don and Barbara Mullett

### #14 Ty Jackson (Gr., F)

- Leads the team in faceoff percentage (.542)

### #15 Dylan Jackson (Gr., F)

- Tied for third-most points on the team (1G, 2A)
- Scored the game-winning goal on Friday night

### #16 Ethan Szmagaj (Sr., D)

- Leads team with four blocks

### #18 David Hymovitch (So., F)

- Tallied his first collegiate point at AF last weekend
- The only ASU skater from the state of Arizona

### #23 Bennett Schimek (Jr., F)

- Tied for the nation's point scoring lead with six (4G, 2A) through two games
- Tallied first career hat trick at Air Force on Friday night
- Scored two SHG and one PPG at Air Force
- Awarded NCHC Forward of the Week after the six-point performance in the opening weekend

### #25 Kyle Smolen (So., F)

- Tallied the second-most goals on the team, just one shy of Schimek's lead of four goals
- Scored first career shorthanded goal at AF on Friday

### #29 Cole Gordon (So., F)

### #30 Chase Hamm (So., G)

### #31 Gibson Homer (R-Jr., G)

- Made 27 saves in season debut on Friday at AF.
- Boasts third-best save percentage (.964) and

fourth-best goals against average (1.00) in the country

### #37 Sam Court (Fr., D)

- Took second-most shots on the team (7)

### #39 Zakari Brice (Fr., G)

### #43 Cole Helm (So., F)

### #51 Cruz Lucius (Jr., F)

- Out with injury

### #53 Ryan Alexander (Jr., F)

### #61 Lukas Sillinger (Gr., F)

### #74 Brasen Boser (Fr., D)

### #82 Charlie Schoen (Jr., F)

- Out with injury

### #89 Tony Achille (So., F)

### #92 Ryan Kirwan (Sr., F)

- Leads the team in shots (8) tied with Cullen Potter

## ARIZONA STATE SINGLE-GAME CAREER HIGHS

#1 Luke Pavich

Saves: 47 (at Providence, 01/27/24)

#2 Noah Beck

Goals: 2 (2 times, last vs. New Hampshire, 10/07/22)

Assists: 3 (2 times, last at Air Force, 10/04/24)

Points: 3 (4 times, last at Air Force, 10/04/24)

Plus/Minus: +3 (2 times, last at Air Force, 10/04/24)

#5 Ty Murchison

Goals: 2 (at Colorado College, 12/17/21)

Assists: 1 (10 times, last vs. Alaska Fairbanks, 02/10/24)

Points: 2 (at Colorado College, 12/17/21)

#7 Joel Kjellberg

Assists: 1 (at Air Force, 10/04/24)

#8 Artem Shlaine

Goals: 3 (vs. Lake Superior State, 11/10/23)

Assists: 3 (2 times, last vs. Ferris State, 02/18/23)

Points: 3 (6 times)

Plus/Minus: +4 (vs. Ferris St., 02/17/23)

#9 Anthony Dowd

Goals: 2 (at Robert Morris, 12/17/23)

Assists: 2 (vs. Stonehill, 11/03/23; vs. Northern Michigan, 10/21/23)

Points: 3 (vs. Stonehill, 11/03/23 and at Robert Morris, 12/17/23)

Plus/Minus: +2 (3 times, last at Air Force, 10/05/24)

#10 Tucker Ness

Assists: 1 (vs. Stonehill, 11/03/23 and vs. Augustana, 01/19/24)

Points: 1 (vs. Stonehill, 11/03/23 and vs. Augustana, 01/19/24)

Plus/minus: +2 (vs. Lindenwood, 02/03/24)

#11 Benji Eckerle

Goals: 1 (14 times, last vs. Alaska Anchorage, 03/09/24)

Assists: 1 (29 times, last at Air Force, 10/04/24)

Points: 2 (3 times, last vs. Dartmouth, 12/08/23)

Plus/Minus: +3 (2 times, last vs. Harvard, 01/05/24)

#12 Cullen Potter

Goals: 1 (at Air Force, 10/04/24)

Assists: 1 (at Air Force, 10/05/24)

Points: 1 (2 times, last at Air Force, 10/05/24)

#13 Hunter Mullett

#14 Ty Jackson

Goals: 1 (25 times, last time vs. Alaska Fairbanks, 02/24/24)

Assists: 4 (vs. Lindenwood, 02/17/23)

Points: 4 (vs. Lindenwood, 02/17/23)

#15 Dylan Jackson

Goals: 3 (2 times, last vs. #2 Denver, 11/10/23)

Assists: 2 (5 times, last at Miami, 10/28/23)

Points: 4 (vs. Lindenwood, 02/17/23)

#16 Ethan Szmagaj

Goals: 1 (5 times, last vs. Alaska Fairbanks, 02/10/24)

Assists: 2 (at Bemidji State, 10/08/22)

Points: 2 (at Bemidji State, 10/08/22)

Blocks: 7 (at New Hampshire, 12/10/22)

#18 David Hymovitch

Goals: N/A

Assists: 1 (at Air Force, 10/05/24)

Points: 1 (at Air Force, 10/05/24)

#23 Bennett Schimek

Goals: 3 (at Air Force, 10/04/24)

Assists: 2 (at UMass Lowell, 01/26/24)

Points: 4 (2 times, last at Air Force, 10/04/24)

Plus/Minus: +4 (2 times, last at UMass Lowell, 01/26/24)

#25 Kyle Smolen

Goals: 2 (vs. Clarkson, 12/29/23 & vs. Harvard, 01/05/24)

Assists: 2 (vs. Lindenwood, 02/02/24)

Points: 3 (vs. Harvard, 01/05/24)

#29 Cole Gordon

Goals: 1 (4 times, last at Air Force, 10/04/24)

Assists: N/A

Points: 1 (3 times, last vs. Harvard, 01/05/24)

#31 Gibson Homer

Saves: 39 (at Alaska Anchorage, 03/08/24)

#37 Sam Court

#43 Cole Helm

Goals: N/A

Assists: 1 (2 times, last at Air Force, 10/04/24)

Points: 1 (2 times, last at Air Force, 10/04/24)

#51 Cruz Lucius

Goals: 2 (4 times)

Assists: 4 (vs. Notre Dame, 01/07/23)

Points: 4 (2 times, last vs. Notre Dame, 01/07/23)

Plus/Minus: +3 (2 times, last at Michigan Tech, 10/20/23)

#53 Ryan Alexander

Goals: 2 (vs. Minnesota, 11/26/22)

Assists: 2 (2 times, vs. Lindenwood 02/03/24 & at Robert Morris, 12/17/23)

Points: 2 (6 times, last time vs. Lindenwood, 02/03/24)

#61 Lukas Sillinger

Goals: 3 (at Alaska Anchorage, 03/09/24)

Assists: 4 (at Robert Morris, 12/17/23)

Points: 5 (at Robert Morris, 12/17/23)

Plus/Minus: +5 (at Michigan Tech, 03/12/22)

#74 Brasen Boser

#82 Charlie Schoen

Goals: 2 (at Alaska Fairbanks, 02/24/24)

Assists: 3 (at Alaska Anchorage, 03/09/24)

Points: 3 (at Alaska Anchorage, 03/09/24)

#89 Tony Achille

Goals: N/A

Assists: 1 (3 times, last vs. Lindenwood, 02/03/24)

Points: 1 (3 times, last vs. Lindenwood, 02/03/24)

#92 Ryan Kirwan

Goals: 3 (vs. Army, 01/06/24)

Assists: 2 (2 times, last at Wisconsin, 12/11/21)

Points: 4 (vs. Army, 01/06/24)

Plus/Minus: +4 (vs. Minnesota, 12/02/23)

## ARIZONA STATE LAST TIME IT HAPPENED

|                                  |   |  |
|----------------------------------|---|--|
| Won in overtime .....            | at Alaska (4-3) .....   | Feb. 24, 2024                          |
| Lost in overtime .....           | at Air Force (4-3) .....  | Oct. 5, 2024                           |
| Overtime tie .....               | vs. Lindenwood (4-4) .....  | Feb. 2, 2024                           |
| Scored 5 goals .....             | @Alaska Anchorage .....   | March 9, 2024                          |
| Scored 6 goals .....             | vs. #2 Denver .....   | Nov. 10, 2023                          |
| Scored 7+ goals .....            | at Air Force (8) .....  | Oct. 4, 2024                           |
| Allowed 5+ goals .....           | vs. #2 Denver (8, 2EN) .....  | Nov. 11, 2023                          |
| Shutout on road .....            | @ #4 Minnesota (0-10) .....   | Jan. 21, 2021                          |
| Shutout at home .....            | vs. #17 Minnesota State (0-5) .....                                 | Jan. 14, 2023                          |
| Shutout at neutral site .....    | vs. #19 Clarkson (0-3) .....  | Dec. 28, 2018                          |
| Had a home shutout .....         | vs. Alaska Anchorage (3-0) .....                                    | Nov. 19, 2023                          |
| Had a road shutout .....         | @ Colorado College (2-0) .....                                      | Dec. 2, 2023                           |
| Had a neutral site shutout ..... |   |  |
| Had a home sweep .....           | vs. Long Island (6x in 2023-24) .....                               | March 1-2, 2024                        |
| Had a road sweep .....           | @ Robert Morris .....   | Dec. 16-17, 2023                       |
| Swept at home .....              | vs. #18 Cornell .....   | Feb. 24-25, 2023                       |
| Swept on the road .....          | @ Alaska Fairbanks .....  | Jan. 12-13, 2024                       |
| Scored a SHG .....               | Bennett Schimek at Air Force (2) .....                              | Oct. 4, 2024                           |
| Allowed a SHG .....              | vs. Long Island .....   | March 2, 2024                          |
| Scored 2 PPG's .....             | @Air Force (Schimek & Smolen) .....                                 | Oct. 4, 2024                           |
| Scored 3 PPG's .....             | vs. Alaska Fairbanks(Kopperud, T. Jackson, Kopperud) .....          | Feb. 10, 2024                          |
| Player w/ 2+ PPG's .....         | Matthew Kopperud (2) vs. Alaska Fairbanks .....                     | Feb. 10, 2024                          |
|                                  | Tyler Gratton (2) at Robert Morris .....                            | Dec. 17, 2023                          |
|                                  | Matthew Kopperud (2) at Robert Morris .....                         | Dec. 16, 2023                          |
|                                  | Matthew Kopperud (2) vs. New Hampshire .....                        | Oct. 16, 2021                          |
|                                  | Matthew Kopperud (2) vs. UMass Lowell .....                         | Oct. 2, 2021                           |
|                                  | Matthew Kopperud (2) vs. #18 Notre Dame .....                       | Jan. 10, 2021                          |
| Player w/2 SHG .....             | Bennett Schimek at Air Force .....                                  | Oct. 4, 2024                           |
| Allowed 2 PPG's .....            | vs. Long Island .....   | March 1, 2024                          |
| Allowed 3+ PPG's .....           | vs. #11/12 Denver (4) .....   | Dec. 4, 2021                           |
| Acquired 10+ Penalties .....     | @ Alaska(21) .....  | Feb. 23, 2024                          |
| Committed 0 Penalties .....      | @ #1 Minnesota .....  | Jan. 4, 2021                           |
| Scored a hat trick .....         | Bennett Schimek at Air Force .....                                  | Oct. 4, 2024                           |
| Allowed a hat trick .....        | vs. Alaska Fairbanks .....  | Feb. 24, 2023                          |
| Player had 3 assists .....       | Noah Beck (3) at Air Force .....                                    | Oct. 4, 2024                           |
|                                  | Charlie Schoen (3) @Alaska Anchorage .....                          | March 9, 2024                          |
|                                  | Lukas Sillinger (3) vs. Long Island .....                           | March 2, 2024                          |
|                                  | Lukas Sillinger (3) at Alaska Fairbanks .....                       | Feb. 24, 2024                          |
|                                  | Lukas Sillinger (3) vs. Alaska Anchorage .....                      | Nov. 17, 2023                          |
|                                  | Robert Mastro Simone (3) at Alaska Anchorage .....                  | March 3, 2023                          |
|                                  | Robert Mastro Simone (3) vs #2 Minnesota .....                      | Nov. 26, 2022                          |
|                                  | Jack Becker (3) at Colorado College .....                           | Dec. 17, 2021                          |
|                                  | Josh Doan (3) vs. UMass Lowell .....                                | Oct. 2, 2021                           |
|                                  | Walker & O'Reilly (3) at #18 Notre Dame .....                       | Jan. 10, 2021                          |
| Player had 4 assists .....       | Lukas Sillinger (4) at Robert Morris .....                          | Dec. 17, 2023                          |
|                                  | Tim Lovell (4) at Robert Morris .....                               | Dec. 17, 2023                          |
|                                  | Ty Jackson (4) vs. Lindenwood .....                                 | Feb. 17, 2023                          |
| Player had 5 assists .....       | Anthony Croston (5) vs. Brown .....                                 | Dec. 30, 2016                          |
| Player had 3 points .....        | Noah Beck (3A) at Air Force .....                                   | Oct. 4, 2024                           |
| Player had 4 points .....        | Bennett Schimek (3G, 1A) at Air Force .....                         | Oct. 4, 2024                           |
|                                  | Lukas Sillinger (3G, 1A) @Alaska Anchorage .....                    | March 9, 2024                          |
|                                  | Tim Lovell (4A) at Robert Morris .....                              | Dec. 17, 2023                          |
|                                  | Josh Doan (1G, 3A) at Alaska Anchorage .....                        | March 3, 2023                          |
|                                  | Ty Jackson (4A), Dylan Jackson (2G, 2A) .....                       | Feb. 17, 2023                          |
| Player had 5 points .....        | Lukas Sillinger (1G, 4A) at Robert Morris .....                     | Dec. 17, 2023                          |
|                                  | Anthony Croston (5A) vs. Brown .....                                | Dec. 30, 2016                          |
| Registered 40+ SOG .....         | at Robert Morris (43) .....   | Dec. 16, 2023                          |
| Registered 50+ SOG .....         | vs. Omaha (53), vs St. Thomas (50), Lindenwood (53), RMU (56) ..... | 10/27/18, 10/29/21, 02/17/23, 12/27/23 |
| Allowed 40+ SOG .....            | @Alaska Anchorage (43) .....  | March 8, 2024                          |
|                                  | vs. #9 Providence (41)* .....                                       | Nov. 24, 2023                          |
| Allowed 50+ SOG .....            | vs. Boston College (50) .....                                       | Dec. 30, 2022                          |
| Goalie had 30-39 saves .....     | Gibson Homer (37) .....   | Feb. 10, 2024                          |
| Goalie had 40+ saves .....       | TJ Semptimphelter vs. Boston College (42) .....                     | Dec. 31, 2022                          |
| Goalie had 50+ saves .....       | TJ Semptimphelter (53) at #1 Denver .....                           | Dec. 2, 2022                           |
| Goalie assist .....              | TJ Semptimphelter vs. Harvard .....                                 | Jan. 5, 2024                           |

\*Includes Overtime

## 2024-25 REGULAR-SEASON HIGHS AND LOWS

|   |             |   |              |
|---|-------------|---|--------------|
| Most Goals Scored in a Game                   | 8           | at Air Force                              | Oct. 4, 2024 |
| Most Goals Allowed in a Game                  | 4           | at Air Force                              | Oct. 5, 2024 |
| Most Goals Scored in a Period                 | 4           | at Air Force                              | Oct. 4, 2024 |
| Most Goals Allowed in a Period                | 1           | at Air Force                              | Oct. 4, 2024 |
| Most Shots On Goal in a Game                  | 35          | at Air Force                              | Oct. 5, 2024 |
| Most Shots On Goal Allowed in a Game          | 33          | at Air Force                              | Oct. 5, 2024 |
| Most Shots On Goal in a Period                | 15          | at Air Force (1st period)                 | Oct. 5, 2024 |
| Most Shots On Goal Allowed in a Period        | 19          | at Air Force (2nd period)                 | Oct. 5, 2024 |
| Fewest Shots On Goal in a Game                | 24          | at Air Force                              | Oct. 4, 2024 |
| Fewest Shots On Goal Allowed in a Game        | 28          | at Air Force                              | Oct. 4, 2024 |
| Fewest Shots On Goal in a Period              | 4           | at Air Force (2nd period)                 | Oct. 4, 2024 |
| Fewest Shots On Goal Allowed in a Period      | 5           | at Air Force (1st period)                 | Oct. 4, 2024 |
| Most Saves in a Game                          | 29          | Gibson Homer at Air Force                 | Oct. 4, 2024 |
| Most PPG in a Game                            | 2           | at Air Force (Schimek 2x)                 | Oct. 4, 2024 |
| Most PPG Allowed in a Game                    | 1           | at Air Force                              | Oct. 5, 2024 |
| Most PP Opportunities in a Game               | 3           | at Air Force                              | Oct. 5, 2024 |
| Most ASU Penalties in a Game                  | 6           | at Air Force                              | Oct. 4, 2024 |
| Most SHG in a Game                            | 3           | at Air Force (Bennett Schimek 2x, Smolen) | Oct. 4, 2024 |
| Most SHG Allowed in a Game                    |             |   |              |
| Longest Undefeated Streak                     | 1           | Oct. 4, 2024                              |              |
| Longest Winning Streak                        | 1           | Oct. 4, 2024                              |              |
| Longest Home Winning Streak                   |             |   |              |
| Longest Road Winning Streak                   | 1           | Oct. 4, 2024                              |              |
| Longest Winless Streak                        | 1           | Oct. 5, 2024                              |              |
| Longest Home Winless Streak                   |             |   |              |
| Longest Road Winless Streak                   | 1           | Oct. 5, 2024                              |              |
| Longest Winning Streak Against Ranked Teams   |             |   |              |
| Quickest Goal from Start of Game (Sun Devils) | :27 (1st)   | at Air Force (Bennett Schimek)            | Oct. 5, 2024 |
| Quickest Goal from Start of Game (Opp.)       | 18:59 (1st) | at Air Force                              | Oct. 5, 2024 |
| Shortest Time Between Two Goals (Sun Devils)  | 0:37.5      | at Air Force (Schimek & Gordon)           | Oct. 4, 2024 |
| Shortest Time Between Two Goals (Opp.)        |             |   |              |
| Shortest Time Between Two Goals (Both teams)  | :31         | at Air Force                              | Oct. 5, 2024 |
| Largest Margin of Victory                     | 7           | at Air Force (8-1)                        | Oct. 4, 2024 |
| Largest Margin of Defeat                      | 1           | at Air Force (OT loss)                    | Oct. 5, 2024 |
| Largest Crowd at Home                         |             |   |              |
| Shutouts This Year                            |             |   |              |
| Shutouts Against This Year                    |             |   |              |
| Hat Tricks                                    | 1           | Bennett Schimek at Air Force              | Oct. 4, 2024 |

\*Includes Overtime



## OVERALL REGULAR-SEASON HIGHS AND LOWS

|  |        |   |   |
|--|--------|---|---|
| Most Goals Scored in a Game  | 8      | vs. Brown<br>at #14/15 Wisconsin<br>vs. Lindenwood<br>at Robert Morris<br>at Air Force  | Dec. 30, 2016<br>Nov. 28, 2020<br>Feb. 17, 2023<br>Dec. 17, 2023<br>Oct. 4, 2024  |
| Most Goals Allowed in a Game   | 10     | at #4 Minnesota<br>at Merrimack   | Jan. 21-22, 2021<br>Jan. 31, 2016   |
| Most Goals Scored in a Period  | 5      | 2nd period at Robert Morris<br>3rd period vs. RIT   | Dec. 17, 2023<br>Jan. 17, 2020  |
| Most Goals Allowed in a Period   | 6      | 3rd period at #4 Minnesota  | Jan. 22, 2021   |
| Most Shots On Goal in a Game   | 56     | at Robert Morris  | Dec. 17, 2023   |
| Most Shots On Goal Allowed in a Game   | 57     | at Quinnipiac<br>at UMass-Lowell<br>at Quinnipiac   | Oct. 15, 2015<br>Jan. 30, 2016<br>Jan. 27, 2017   |
| Most Shots On Goal in a Period   | 27     | 2nd period at Robert Morris   | Dec. 17, 2023   |
| Most Shots On Goal Allowed in a Period   | 28     | 3rd period at Quinnipiac  | Jan. 28, 2017   |
| Fewest Shots On Goal in a Game   | 11     | at #12/14 Wisconsin   | Jan. 16, 2021   |
| Fewest Shots On Goal Allowed in a Game   | 15     | at Air Force<br>at #6 North Dakota  | Oct. 18, 2019<br>Oct. 29, 2022  |
| Fewest Shots On Goal in a Period   | 1      | 3rd period at Quinnipiac<br>1st period at Bentley<br>3rd period vs. Boston College  | Jan. 28, 2017<br>Feb. 8, 2020<br>Dec. 31, 2022  |
| Fewest Shots On Goal Allowed in a Period   | 1      | 1st period vs. Alabama-Huntsville   | Nov. 3, 2017  |
| Most Saves in a Game   | 53     | Joey Daccord at Quinnipiac<br>TJ Semptimphelter at #1 Denver  | Jan. 28, 2017<br>Dec. 2, 2022   |
| Most Penalties in a Game   | 21     | at Alaska   | Feb. 23, 2024   |
| Most PPG in a Game   | 5      | vs. Omaha   | Oct. 27, 2018   |
| Most PPG Allowed in a Game   | 6      | at Notre Dame   | Oct. 7, 2016  |
| Most SHG in a Game   | 3      | at Air Force (Bennett Schimek 2x, Smolen)   | Oct. 4, 2024  |
| Player with 2 SHG in Single Game   | 2      | Bennett Schimek at Air Force  | Oct. 4, 2024  |
| Longest Undefeated Streak  | 10     | Dec. 1, 2023-Jan. 6, 2024   |   |
| Longest Winning Streak   | 7      | Jan. 25 - Feb. 15, 2020   |   |
| Longest Home Winning Streak  | 10     | Oct. 26, 2018 - Feb. 16, 2019   |   |
| Longest Road Winning Streak  | 3      | Dec. 2, 2023 - present; Jan. 11-15, 2022; Nov. 28 - Dec. 3, 2020; Jan. 25 - Feb. 8, 2020; Jan. 26 - Feb. 2, 2019; Dec. 13-17, 2016  |   |
| Longest Winless Streak   | 16     | Nov. 27, 2015 - Jan. 31, 2016   |   |
| Longest Home Winless Streak  | 4      | Nov. 4 - Dec. 8, 2017   |   |
| Longest Road Winless Streak  | 17     | Nov. 27, 2015 - Oct. 22, 2016   |   |
| Quickest Goal from Start of Game (Sun Devils)  | 0:11   | at #13/16 Notre Dame  | Dec. 3, 2020  |
| Quickest Goal from Start of Game (Opp.)  | 0:09   | at Holy Cross   | Nov. 25, 2016   |
| Shortest Time Between Two Goals (Sun Devils)   | 0:07   | vs. RIT   | Jan. 17, 2020   |
| Shortest Time Between Two Goals (Opp.)   | 0:11   | at Penn State   | Nov. 18, 2016   |
| Shortest Time Between Two Goals (Both teams)   | 0:07   | vs. #11/12 Denver   | Dec. 3, 2021  |
| Largest Margin of Victory  | 7      | at Air Force (8-1)  | Oct. 4, 2024  |
| Largest Margin of Defeat   | 10     | at #4 Minnesota<br>at Merrimack   | Jan. 21 & 22, 2021<br>Jan. 31, 2016   |
| Largest Comeback Victory in 2-0 Deficit  | 5-2, W | vs. Clarkson (down 2-0 in 2nd period)   | Dec. 29, 2023   |
| Largest Crowd at Home  | 5,179  | vs. No. 17 Minnesota State  | Jan. 14, 2023   |
| Hat Tricks   | 9      | vs. Southern New Hampshire (Croston)<br>vs. Omaha (Walker, 4)<br>vs. #4 Denver (Walker)<br>vs. Alaska Anchorage (B. Pasichnuk)<br>vs. St. Thomas (Theisen)<br>vs. Long Island (D. Jackson)<br>vs. #2 Denver (D. Jackson)<br>at Robert Morris (Gratton)<br>at Alaska Anchorage (Sillinger - 1st natural)<br>at Air Force (Schimek) | Jan. 20, 2017<br>Oct. 27, 2018<br>Dec. 6, 2019<br>Feb. 15, 2020<br>Oct. 30, 2021<br>March 10, 2023<br>Nov. 10, 2023<br>Dec. 17, 2023<br>March 9, 2024<br>Oct. 4, 2024 |
| Hat Tricks Against (11): at UMass-Lowell (Smith) - Jan. 30, 2016; ; at Penn State (Smirnov) - Nov. 18, 2016; vs. Brown (Corcoran) - Dec. 30, 2016; vs. St. Cloud State (Jackson) - Dec. 31, 2016; vs. Boston University (Carpenter) - Jan. 26, 2018; at Wisconsin (Ahcan) - Feb. 21, 2020; at #7 Michigan (Beniers) - Feb. 26, 2021; at Colgate (Young) - Oct. 22, 2021; at Quinnipiac (Chau) - Nov. 13, 2021; vs. #11/12 Denver (Stapley) - Dec. 3, 2021; at #4 Minnesota (McManus, Walker) - Jan. 21, 2021 |        |   |   |

2024-25 GAME-BY-GAME RESULTS

| No. | Date   | Opponent     | Result | Score | Record | ASU Goal                            | Opp. Goal       | SF-SA | PP/PK |
|-----|--------|--------------|--------|-------|--------|-------------------------------------|-----------------|-------|-------|
| 1   | Oct. 4 | at Air Force | Win    | 8-4   | 1-0-0  | 23^, 15, 23^, 25^, 12, 25*, 23*, 29 | 26              | 24-28 | 2 / 6 |
| 2   | Oct. 5 | at Air Force | Loss   | 3-4   | 1-1-0  | 23, 25, 92                          | 64, 26, 64, 26* | 35-33 | 3 / 4 |

\* - Power Play Goal  
^ - Shorthanded Goal  
[] - Empty Net Goal  
\$ - Penalty Shot

2024-25 Sun Devil Hockey Game Notes

CAREER SCORING

| Player (Games: ASU; Career) | G-A-Pts. (Career)    |
|-----------------------------|----------------------|
| Lukas Sillinger (73; 138)   | 20-50-70 (43-80-123) |
| Artem Shlaine (0; 124)      | 0-0-0 (29-52-81)     |
| Ty Jackson (61; 110)        | 12-30-42 (25-49-74)  |
| Ryan Kirwan (2; 102)        | 1-1-2 (35-36-71)     |
| Cruz Lucius (0; 70)         | 0-0-0 (24-44-68)     |
| Noah Beck (2; 125)          | 0-5-5 (15-46-61)     |
| Dylan Jackson (54; 83)      | 20-15-35 (25-27-52)  |
| Benji Eckerle (119)         | 14-29-43             |
| Bennett Schimek (2; 73)     | 4-2-6 (23-20-43)     |
| Ryan Alexander (64)         | 14-13-27             |
| Charlie Schoen (42)         | 9-17-26              |
| Ethan Szmagaj (101)         | 5-18-23              |
| Ty Murchison (110)          | 9-10-19              |
| Kyle Smolen (36)            | 7-9-16               |
| Anthony Dowd (38)           | 3-11-14              |
| Cole Gordon (32)            | 4-0-4                |
| Tony Achille (12)           | 0-3-3                |
| Cullen Potter(2)            | 1-1-2                |
| Tucker Ness (40)            | 0-2-2                |
| Cole Helm (8)               | 0-2-2                |
| David Hymovitch (4)         | 0-1-1                |
| Joel Kjellberg (2)          | 0-1-1                |
| Brasen Boser (2)            | 0-0-0                |
| Sam Court (2)               | 0-0-0                |

MULTIPLE-POINT GAMES (SEASON/CAREER)

| Player (Games - Season/Career) | Last Time                             | Record (Season/Career) |
|--------------------------------|---------------------------------------|------------------------|
| Lukas Sillinger (0 / 31)       | 03/09/24 at Alaska Anchorage (3G, 1A) | 0-0-0 / 21-10-1        |
| Ty Jackson (0 / 19)            | 02/10/24 vs. Alaska (1G, 1A)          | 0-0-0 / 17-2-0         |
| Cruz Lucius (0 / 17)           | 03/09/24 vs. Ohio State (1G, 2A)      | 0-0-0 / 17-0-0         |
| Ryan Kirwan (0 / 15)           | 01/06/24 vs. Army (3G, 1A)            | 0-0-0 / 15-0-0         |
| Artem Shlaine (0 / 14)         | 02/02/24 vs. Michigan Tech (2G, 1A)   | 0-0-0 / 13-1-0         |
| Noah Beck (2 / 10)             | 10/05/24 at Air Force (2A)            | 1-1-0 / 4-4-2          |
| Ryan Alexander (0 / 6)         | 02/03/24 vs. Lindenwood (2A)          | 0-0-0 / 4-2-0          |
| Dylan Jackson (1 / 6)          | 10/04/24 at Air Force (1G, 1A)        | 1-0-0 / 5-1-0          |
| Charlie Schoen (0 / 5)         | 02/24/24 at Alaska(2G)                | 0-0-0 / 4-1-0          |
| Bennett Schimek (2 / 7)        | 10/05/24 at Air Force (1G, 1A)        | 1-1-0 / 6-1-0          |
| Kyle Smolen (1 / 4)            | 02/02/24 vs.Lindenwood (2A)           | 0-0-0 / 3-0-1          |
| Anthony Dowd (0 / 3)           | 12/17/23 at Robert Morris (2G, 1A)    | 0-0-0 / 3-0-0          |
| Benji Eckerle (0 / 3)          | 12/08/23 vs. Dartmouth (1G, 1A)       | 0-0-0 / 1-1-1          |
| Ethan Szmagaj (0 / 1)          | 10/08/22 at Bemidji State (2A)        | 0-0-0 / 0-1-0          |

LAST GOAL SCORED

| Player          | Opp.             | GP Since |
|-----------------|------------------|----------|
| Bennett Schimek | at Air Force     | 0        |
| Kyle Smolen     | at Air Force     | 0        |
| Ryan Kirwan     | at Air Force     | 0        |
| Cole Gordon     | at Air Force     | 1        |
| Cullen Potter   | at Air Force     | 1        |
| Dylan Jackson   | at Air Force     | 1        |
| Charlie Schoen  | vs. Long Island  | 3        |
| Ty Jackson      | at Alaska        | 4        |
| Ethan Szmagaj   | vs. Alaska       | 6        |
| Lukas Sillinger | vs. Lindenwood   | 8        |
| Ryan Alexander  | vs. Augustana    | 11       |
| Benji Eckerle   | vs. Augustana    | 11       |
| Kyle Smolen     | vs. Omaha        | 14       |
| Ty Murchison    | at Robert Morris | 18       |
| Anthony Dowd    | at Robert Morris | 18       |

MULTIPLE-GOAL GAMES (SEASON/CAREER)

| Player (Games - Season/Career) | Last Time                         | Record (Season/Career) |
|--------------------------------|-----------------------------------|------------------------|
| Ryan Kirwan (0 / 6)            | 01/06/24 vs. Army (3G)            | 0-0-0 / 6-0-0          |
| Lukas Sillinger (0 / 5)        | 03/09/24 at Alaska Anchorage      | 0-0-0 / 4-1-0          |
| Cruz Lucius (0 / 4)            | 02/23/24 vs. Penn State (2G)      | 0-0-0 / 4-0-0 Ryan     |
| Dylan Jackson (0 / 3)          | 11/10/23 vs. #2 Denver (3G)       | 0-0-0 / 3-0-0          |
| Kyle Smolen (1 / 2)            | 10/04/24 at Air Force (2G)        | 1-0-0 / 2-0-0          |
| Noah Beck (0 / 2)              | 10/07/24 vs. New Hampshire (2G)   | 0-0-0 / 0-1-1          |
| Artem Shlaine (0 / 2)          | 02/02/24 vs. Michigan Tech (2G)   | 0-0-0 / 2-0-0          |
| Bennett Schimek (1 / 3)        | 10/04/24 at Air Force (3G)        | 1-0-0 / 3-0-0          |
| Charlie Schoen (0 / 1)         | 02/24/24 at Alaska (2G)           | 0-0-0 / 1-0-0          |
| Anthony Dowd (0 / 1)           | 12/17/23 at Robert Morris (2G)    | 0-0-0 / 1-0-0          |
| Ryan Alexander (0 / 1)         | 11/26/22 vs. No. 2 Minnesota (2G) | 0-0-0 / 1-0-0          |

CURRENT PLAYERS IN THE NHL ENTRY DRAFT

| Player (Year)       | Team                                  | Round-Pick |
|---------------------|---------------------------------------|------------|
| Noah Beck ('20)     | St. Louis Blues                       | 7th-194th  |
| Cruz Lucius ('22)*  | Carolina Hurricanes                   | 4th-124th  |
|                     | *rights traded to Pittsburgh Penguins |            |
| Ty Murchison ('21)  | Philadelphia Flyers                   | 5th-158th  |
| Artem Shlaine ('20) | New Jersey Devils                     | 5th-130th  |

THREE-PLUS POINT GAMES (SEASON/CAREER)

| Player (Games - Season/Career) | Last Time                            | Record (Season/Career) |
|--------------------------------|--------------------------------------|------------------------|
| Lukas Sillinger (0 / 10)       | 03/09/24 at Alaska Anchorage(3G, 1A) | 0-0-0 / 10-0-0         |
| Artem Shlaine (0 / 4)          | 02/02/24 vs. Michigan Tech (2G, 1A)  | 0-0-0 / 4-0-0          |
| Cruz Lucius (0 / 4)            | 03/09/24 vs. Ohio State (1G, 2A)     | 0-0-0 / 4-0-0          |
| Dylan Jackson (0 / 3)          | 11/10/23 vs. #2 Denver (3G)          | 0-0-0 / 3-0-0          |
| Ryan Kirwan (0 / 3)            | 01/06/24 vs. Army (3G, 1A)           | 0-0-0 / 3-0-0          |
| Noah Beck (1 / 4)              | 10/04/24 at Air Force (2A)           | 1-0-0 / 2-1-1          |
| Anthony Dowd (0 / 2)           | 12/17/23 at Robert Morris (2G, 1A)   | 0-0-0 / 2-0-0          |
| Ty Jackson (0 / 2)             | 11/10/23 vs. #2 Denver (1G, 2A)      | 0-0-0 / 2-0-0          |
| Bennett Schimek (1 / 3)        | 10/04/24 at Air Force (3G, 1A)       | 1-0-0 / 3-0-0          |
| Kyle Smolen (0 / 1)            | 01/05/24 vs. Harvard (2G, 1A)        | 0-0-0 / 1-0-0          |

2024-25 LINE CHART

| Date   | Opponent     | Forwards |          |          |          | Defense |     |           | Goaltender |
|--------|--------------|----------|----------|----------|----------|---------|-----|-----------|------------|
| Oct. 4 | at Air Force | 61-14-15 | 92-12-23 | 11-25-53 | 18-29-43 | 5-7     | 2-9 | 74-16(37) | 31-1-30    |
| Oct. 5 | at Air Force | 61-14-15 | 92-12-23 | 11-25-53 | 18-29-43 | 5-7     | 2-9 | 74-16(37) | 1-31-30    |



### MAIN ENTRANCE



### CENTER ICE



### THE MULLETT FAMILY & HOCKEY TEAM



### SOLDOUT MULLETT ARENA - 5,153 FANS



## A HOME IN THE DESERT

- On Wednesday, Dec. 16, 2020, Arizona State University and Sun Devil Athletics announced all required approvals have been received for the commencement of construction on a new Multi-Purpose Arena, which will host university and community events and serve as the future home for Sun Devil men's ice hockey and wrestling. This project continues the development of the Novus Innovation Corridor, and will be sited south of Rio Salado Parkway on the east side of Packard Drive, immediately north of the existing Packard Drive Parking Structure.
- Construction began in January 2021 and received its certificate of occupancy on Friday, September 30, 2022.
- Over 8,000 square feet is set aside for a ASU state-of-the-art ASU locker room, weight room, lounge and coaches' offices on the north side of the arena. Eight additional locker rooms are accounted for on the west side of the arena between the main arena and community ice sheet that can be utilized for visiting teams, youth programs, ASU club programs, and live events.
- On February 14, 2022, ASU and the NHL's Arizona Coyotes formed the first agreement of its kind between a college and NHL team in 100 years. The last time an NCAA college team and an NHL team shared an arena was the Boston Bruins and Boston University from 1924-28 at Boston Arena, now known as Matthews Arena. Other improvements will now be made, at the Coyotes' expense, to prepare the arena to temporarily house Coyotes home games. These improvements include constructing coaches' rooms, equipment rooms, technology and other aspects of the new ASU arena according to NHL standards. The added cost is up to \$30 million, which will be paid in advance by the Coyotes.
- The 5,000-seat venue is managed and operated by Oak View Group, SCI Architects have designed the arena, while Mortenson Construction will serve as the design builder.
- The second full-size ice sheet will also be accessible to students, the community and youth hockey programs at every level, providing an additional public sheet to one of the fastest-growing states for youth hockey participation in the country.
- The seating configuration for Mullett Arena includes 20 luxury suites, two group suites, a large club lounge and event-level premium club seats. The club lounge will consist of a Center Ice Club on the main concourse that runs along center ice and can host up to 500 fans. On the 300-level, a social deck will run the length of the east side of the venue, providing an open-air, aerial view of the arena where fans can interact while still experiencing exceptional sightlines to the competition. The arena would also be able to serve as a backup for sports played on hardwood, such as volleyball.
- A 942-seat student section occupies the entire west side of the venue to provide an enhanced gameday experience for ASU students.



## **ARIZONA STATE X FOX10 PHOENIX**



FOX 10 Phoenix and Arizona State University have announced a new exclusive media partnership, making FOX 10 the official "Home of the Arizona State Sun Devils."

With this collaboration, FOX 10 will provide extensive coverage of ASU athletics, televising 11 hockey games from Mullett Arena as well as broadcasting and producing new Sun Devil programs throughout the year.

Sun Devil Hockey games are streamed exclusively on NCHC.tv, home of the National Collegiate Hockey Conference.

Michael Lewis, KSAZ/KUTP Senior Vice President and General Manager, stated, "As longtime fans of ASU's athletic program, we are proud to become the go-to source for everything Sun Devils. Through this partnership, we will provide viewers with premier, behind-the-scenes coverage so they are game day ready!"

"We can feel the excitement as we begin the next chapter of Sun Devil Athletics. Connecting and reconnecting Sun Devils across the Valley is critical for us. This partnership with FOX 10 will bring our fans into new and exciting moments throughout the year. We are focused on igniting our fan base, and this is an important step in that direction," said ASU Athletics Director Graham Rossini.

### **NEW LINEUP OF ASU COVERAGE ON FOX 10 TO INCLUDE:**

ASU Hockey games – FOX 10 will broadcast 11 ASU hockey games this season, beginning with the Oct. 12 game against Michigan. All Sun Devil Hockey home and conference road games will be streamed on NCHC.tv.

"Sparky's Den with Coach Dillingham" – This ASU produced-program will offer viewers a comprehensive review of key plays and players from previous games and behind-the-scenes insights into game preparation and practice, with exclusive interviews with Coach Kenny Dillingham and Sun Devil Football student-athletes. An hour-long edition of "Sparky's Den" will air at 8 p.m. on Fridays on FOX 10 Xtra, with a condensed version airing on FOX 10 at 10:30 p.m., and both will be available to stream on FOX Local.

"ASU All Access" – This FOX 10-produced program will showcase ASU student-athletes, coaches, staff, alumni and all who support ASU and Sun Devil Athletics. The half-hour program will air at 11 p.m. Sundays on FOX 10 and move to 10:30 p.m. Fridays after the football season, and will stream on FOX Local.

### **Sun Devil Hockey and FOX 10 games:**

Oct. 12 - 5:00 p.m. MST: vs. Michigan (Fox 10 Xtra)

Nov. 15 - 7:00 p.m. MST: vs. Omaha (Fox 10 Xtra)

Nov. 16 - 5:00 p.m. MST: vs. Omaha (Fox 10 Xtra)

Dec. 6 - 7:00 p.m. MST: vs. Minnesota Duluth (Fox 10 Xtra)

Jan. 10 - 7:00 p.m. MST: vs. North Dakota (Fox 10 Xtra)

Jan. 11 - 5:00 p.m. MST: vs. North Dakota (Fox 10 Xtra)

Jan. 17 - 6:30 p.m. MST: at St. Cloud State (FOX 10)

Jan. 18 - 9/9:30 p.m. MST: at St. Cloud State (tape delayed on Fox 10 Xtra)

Jan. 25 - 5:00 p.m. MST: vs. Colorado College (Fox 10 Xtra)

Feb. 7 - 7:00 p.m. MST: vs. Denver (Fox 10 Xtra)

Feb. 8 - 5:00 p.m. MST: vs. Denver (Fox 10 Xtra)

# 2024-25 TV ROSTER



1

**LUKE  
PAVICICH**  
G|6-2|195|L|SR.



2

**NOAH  
BECK**  
D|6-3|206|L|SR.



5

**TY  
MURCHISON**  
D|6-2|205|L|SR.



7

**JOEL  
KJELLBERG**  
D|6-0|190|R|FR.



8

**ARTEM  
SHLAINE**  
F|6-1|185|L|GR.




9

**ANTHONY  
DOWD**  
D|5-7|152|R|SO.




10

**TUCKER  
NESS**  
D|6-3|216|R|JR.



11

**BENJI  
ECKERLE**  
F|5-10|181|L|GR.




12

**CULLEN  
POTTER**  
F|5-9|167|L|FR.



13

**HUNTER  
MULLETT**  
D|6-0|160|L|FR.



14

**TY  
JACKSON**  
F|5-8|157|L|GR.



15

**DYLAN  
JACKSON**  
F|5-10|166|R|GR.



16

**ETHAN  
SZMAGAJ**  
FD|6-0|197|R|SR.



18

**DAVID  
HYMOVITCH**  
F|6-0|177|R|SO.



23

**BENNETT  
SCHIMEK**  
F|6-0|192|R|JR.



25

**KYLE  
SMOLEN**  
F|5-11|165|R|SO.




29

**COLE  
GORDON**  
F|6-2|205|L|SO.



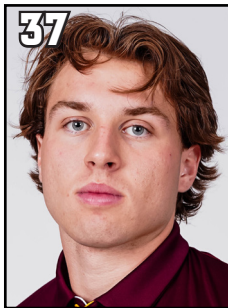
30

**CHASE  
HAMM**  
G|5-9|165|L|SO.



31

**GIBSON  
HOMER**  
G|6-5|210|L|JR.



37

**SAM  
COURT**  
D|5-10|184|R|FR.




39

**ZAKARI  
BRICE**  
G|5-11|180|L|FR.



43

**COLE  
HELM**  
F|6-0|195|L|SO.




51

**CRUZ  
LUCIUS**  
F|6-0|195|R|JR.



53

**RYAN  
ALEXANDER**  
F|5-10|176|L|JR.




61

**LUKAS  
SILLINGER**  
F|5-10|170|L|GR.



74

**BRASEN  
BOSER**  
D|5-11|178|L|FR.



82

**CHARLIE  
SCHOEN**  
F|5-10|160|R|JR.



89

**TONY  
ACHILLE**  
F|5-11|172|L|SO.



92

**RYAN  
KIRWAN**  
F|6-2|205|L|SR.



## 2024-25 TEAM STATISTICS



2024-25 Arizona St. Men's Ice Hockey  
Overall Team Statistics  
All games

Page 1/2  
as of Oct 07, 2024

## Team statistics

|                             | ASU   | OPP    |
|-----------------------------|-------|--------|
| <b>SHOT STATISTICS</b>      |       |        |
| Goals-Shot attempts         | 11-59 | 5-61   |
| Shot pct.                   | .186  | .082   |
| Goals/Game                  | 5.50  | 2.50   |
| Shots/Game                  | 29.50 | 30.50  |
| Assists                     | 18    | 8      |
| <b>POWER PLAYS</b>          |       |        |
| Goals-Power Plays           | 2-5   | 1-10   |
| Conversion Percent          | .400  | .100   |
| Shot Attempts               | 5     | 15     |
| Shot Percent                | .400  | .067   |
| <b>SHORT-HANDED</b>         |       |        |
| Goals-Shot attempts         | 3-3   | 0-3    |
| Shot Percent                | 1.000 | .000   |
| <b>GOAL BREAKDOWN</b>       |       |        |
| Total Goals                 | 11    | 5      |
| Power Play                  | 2     | 1      |
| Short-handed                | 3     | 0      |
| Empty net                   | 0     | 0      |
| Penalty                     | 0     | 0      |
| Unassisted                  | 1     | 0      |
| Overtime                    | 0     | 1      |
| Delayed Penalty             | 0     | 0      |
| Game winning                | 1     | 1      |
| First Goal                  | 2     | 0      |
| Game Tying Goal             | 0     | 0      |
| Extra Attacker              | 0     | 1      |
| <b>BLOCKS</b>               |       |        |
| Blocks                      | 22    | 31     |
| Blocks/Game                 | 11.00 | 15.50  |
| <b>PENALTIES</b>            |       |        |
| Number                      | 10    | 5      |
| Minutes                     | 20    | 10     |
| Penalties/Game              | 5.00  | 2.50   |
| Penalty minutes/Game        | 10.00 | 5.00   |
| Minor                       | 10    | 5      |
| Major                       | 0     | 0      |
| 10-minute Misconduct        | 0     | 0      |
| Game Misconduct             | 0     | 0      |
| Gross Misconduct            | 0     | 0      |
| Match                       | 0     | 0      |
| <b>FACEOFFS (W-L)</b>       |       |        |
| Faceoff W-L pct.            | .433  | .567   |
| <b>SHOOTOUTS (Made-Att)</b> |       |        |
|                             | 0-0   | 0-0    |
| <b>ATTENDANCE</b>           |       |        |
| Total                       | 0     | 3704   |
| Dates/Avg Per Date          | 0/0   | 2/1852 |
| Neutral Site #/Avg          | 0/0   | -      |

## Goals by Periods

| Team      | 1st | 2nd | 3rd | OT | TOTAL |
|-----------|-----|-----|-----|----|-------|
| ASU       | 4   | 2   | 5   | 0  | 11    |
| Opponents | 1   | 2   | 1   | 1  | 5     |

## Shots by Periods

| Team      | 1st | 2nd | 3rd | OT | TOTAL |
|-----------|-----|-----|-----|----|-------|
| ASU       | 24  | 10  | 24  | 1  | 59    |
| Opponents | 12  | 31  | 17  | 1  | 61    |

## Saves by Periods

| Team      | 1st | 2nd | 3rd | OT | TOTAL |
|-----------|-----|-----|-----|----|-------|
| ASU       | 11  | 29  | 16  | 0  | 56    |
| Opponents | 20  | 8   | 19  | 1  | 48    |

## 2024-25 CATEGORY LEADERS



2024-25 Arizona St. Men's Ice Hockey  
Category Leaders  
All games

Page 1/2  
as of Oct 07, 2024

## Points

| #  | Player           | GP | G | A | PTS | SH |
|----|------------------|----|---|---|-----|----|
| 23 | Schimek, Bennett | 2  | 4 | 2 | 6   | 6  |
| 2  | Beck, Noah       | 2  | 0 | 5 | 5   | 3  |
| 25 | Smolen, Kyle     | 2  | 3 | 0 | 3   | 6  |
| 15 | Jackson, Dylan   | 2  | 1 | 2 | 3   | 1  |
| 92 | Kirwan, Ryan     | 2  | 1 | 1 | 2   | 8  |
| 12 | Potter, Cullen   | 2  | 1 | 1 | 2   | 8  |
| 29 | Gordon, Cole     | 2  | 1 | 0 | 1   | 1  |
| 14 | Jackson, Ty      | 2  | 0 | 1 | 1   | 5  |
| 7  | Kjellberg, Joel  | 2  | 0 | 1 | 1   | 3  |
| 61 | Sillinger, Lukas | 2  | 0 | 1 | 1   | 2  |

## Assists

| #  | Player           | GP | G | A | PTS | SH |
|----|------------------|----|---|---|-----|----|
| 2  | Beck, Noah       | 2  | 0 | 5 | 5   | 3  |
| 15 | Jackson, Dylan   | 2  | 1 | 2 | 3   | 1  |
| 23 | Schimek, Bennett | 2  | 4 | 2 | 6   | 6  |
| 11 | Eckerle, Benji   | 2  | 0 | 1 | 1   | 2  |
| 61 | Sillinger, Lukas | 2  | 0 | 1 | 1   | 2  |
| 14 | Jackson, Ty      | 2  | 0 | 1 | 1   | 5  |
| 92 | Kirwan, Ryan     | 2  | 1 | 1 | 2   | 8  |
| 9  | Dowd, Anthony    | 2  | 0 | 1 | 1   | 1  |
| 18 | Hymovitch, David | 2  | 0 | 1 | 1   | 1  |
| 43 | Helm, Cole       | 2  | 0 | 1 | 1   | 0  |

## Goals

| #  | Player           | GP | G | A | PTS | SH |
|----|------------------|----|---|---|-----|----|
| 23 | Schimek, Bennett | 2  | 4 | 2 | 6   | 6  |
| 25 | Smolen, Kyle     | 2  | 3 | 0 | 3   | 6  |
| 15 | Jackson, Dylan   | 2  | 1 | 2 | 3   | 1  |
| 92 | Kirwan, Ryan     | 2  | 1 | 1 | 2   | 8  |
| 29 | Gordon, Cole     | 2  | 1 | 0 | 1   | 1  |
| 12 | Potter, Cullen   | 2  | 1 | 1 | 2   | 8  |

## Shots

| #  | Player           | GP | G | A | PTS | SH | SH%  |
|----|------------------|----|---|---|-----|----|------|
| 92 | Kirwan, Ryan     | 2  | 1 | 1 | 2   | 8  | .125 |
| 12 | Potter, Cullen   | 2  | 1 | 1 | 2   | 8  | .125 |
| 37 | Court, Sam       | 2  | 0 | 0 | 0   | 7  | .000 |
| 23 | Schimek, Bennett | 2  | 4 | 2 | 6   | 6  | .667 |
| 25 | Smolen, Kyle     | 2  | 3 | 0 | 3   | 6  | .500 |
| 14 | Jackson, Ty      | 2  | 0 | 1 | 1   | 5  | .000 |
| 2  | Beck, Noah       | 2  | 0 | 5 | 5   | 3  | .000 |
| 7  | Kjellberg, Joel  | 2  | 0 | 1 | 1   | 3  | .000 |
| 11 | Eckerle, Benji   | 2  | 0 | 1 | 1   | 2  | .000 |
| 61 | Sillinger, Lukas | 2  | 0 | 1 | 1   | 2  | .000 |

## Power-Play Goals

| #  | Player           | GP | PPG |
|----|------------------|----|-----|
| 23 | Schimek, Bennett | 2  | 1   |
| 25 | Smolen, Kyle     | 2  | 1   |

## Shot Pct.

| #  | Player           | GP | G | A | PTS | SH | SH%   |
|----|------------------|----|---|---|-----|----|-------|
| 15 | Jackson, Dylan   | 2  | 1 | 2 | 3   | 1  | 1.000 |
| 29 | Gordon, Cole     | 2  | 1 | 0 | 1   | 1  | 1.000 |
| 23 | Schimek, Bennett | 2  | 4 | 2 | 6   | 6  | .667  |
| 25 | Smolen, Kyle     | 2  | 3 | 0 | 3   | 6  | .500  |
| 92 | Kirwan, Ryan     | 2  | 1 | 1 | 2   | 8  | .125  |
| 12 | Potter, Cullen   | 2  | 1 | 1 | 2   | 8  | .125  |

## Short-Handed Goals

| #  | Player           | GP | SHG |
|----|------------------|----|-----|
| 23 | Schimek, Bennett | 2  | 2   |
| 25 | Smolen, Kyle     | 2  | 1   |

## Penalties

| #  | Player           | GP | PEN | MIN |
|----|------------------|----|-----|-----|
| 25 | Smolen, Kyle     | 2  | 2   | 4   |
| 61 | Sillinger, Lukas | 2  | 1   | 2   |
| 14 | Jackson, Ty      | 2  | 1   | 2   |
| 92 | Kirwan, Ryan     | 2  | 1   | 2   |
| 23 | Schimek, Bennett | 2  | 1   | 2   |
| 53 | Alexander, Ryan  | 2  | 1   | 2   |
| 43 | Helm, Cole       | 2  | 1   | 2   |
| 7  | Kjellberg, Joel  | 2  | 1   | 2   |
| 12 | Potter, Cullen   | 2  | 1   | 2   |



## 2024-25 CATEGORY LEADERS



2024-25 Arizona St. Men's Ice Hockey  
Category Leaders  
All games

Page 2/2  
as of Oct 07, 2024

## Game-Winning Goals

| #  | Player         | GP | GWG |
|----|----------------|----|-----|
| 15 | Jackson, Dylan | 2  | 1   |

## Penalty Minutes

| #  | Player           | GP | PEN | MIN |
|----|------------------|----|-----|-----|
| 25 | Smolen, Kyle     | 2  | 2   | 4   |
| 61 | Sillinger, Lukas | 2  | 1   | 2   |
| 14 | Jackson, Ty      | 2  | 1   | 2   |
| 92 | Kirwan, Ryan     | 2  | 1   | 2   |
| 23 | Schimek, Bennett | 2  | 1   | 2   |
| 53 | Alexander, Ryan  | 2  | 1   | 2   |
| 43 | Helm, Cole       | 2  | 1   | 2   |
| 7  | Kjellberg, Joel  | 2  | 1   | 2   |
| 12 | Potter, Cullen   | 2  | 1   | 2   |

## Plus/Minus

| #  | Player           | GP | +/- |
|----|------------------|----|-----|
| 2  | Beck, Noah       | 2  | +5  |
| 23 | Schimek, Bennett | 2  | +3  |
| 9  | Dowd, Anthony    | 2  | +3  |
| 5  | Murchison, Ty    | 2  | +2  |
| 53 | Alexander, Ryan  | 2  | +2  |
| 29 | Gordon, Cole     | 2  | +2  |
| 12 | Potter, Cullen   | 2  | +2  |
| 18 | Hymovitch, David | 2  | +1  |
| 25 | Smolen, Kyle     | 2  | +1  |
| 43 | Helm, Cole       | 2  | +1  |



2024-25 INDIVIDUAL GAME-BY-GAME STATISTICS



2024-25 Arizona St. Men's Ice Hockey  
Game-by-Game Goals-Assists-Points  
All games

| Opponent | Date       | Score | 1                 | 2                 | 5                | 7                  | 9                  | 11                | 12                      | 14                  | 15                    | 16              | 18               |
|----------|------------|-------|-------------------|-------------------|------------------|--------------------|--------------------|-------------------|-------------------------|---------------------|-----------------------|-----------------|------------------|
| at USAFA | 10/04/2024 | 8-1   | PAVICICH,L DNP    | BECK,NOAH 0-3-3   | MURCHISON, 0-0-0 | KIELBERG, 0-1-1    | DOWD,ANTHONY 0-0-0 | ECKERLE,BEN 0-1-1 | POTTER,CUL 1-0-1        | JACKSON,TY 0-1-1    | JACKSON,DY 1-1-2      | SZMAGA,ET 0-0-0 | HYMOVITCH, 0-1-1 |
| at USAFA | 10/05/2024 | 3-4   | Lof 0-0-0         | 0-2-2             | 0-0-0            | 0-0-0              | 0-1-1              | 0-0-0             | 0-1-1                   | 0-0-0               | 0-1-1                 | 0-0-0           | 0-0-0            |
| Opponent | Date       | Score | 23                | 25                | 29               | 31                 | 37                 | 43                | 53                      | 61                  | 74                    | 92              |                  |
| at USAFA | 10/04/2024 | 8-1   | SCHIMEK,BEN 3-1-4 | SMOLEN,KYLE 2-0-2 | GORDON,COL 1-0-1 | HOMER,GIBSON 0-0-0 | COURT,SAM 0-0-0    | HELM,COLE 0-1-1   | ALEXANDER,SILVING 0-0-0 | ILINGER,BOSER 0-1-1 | BRASKIRWAN,RYAN 0-0-0 | 0-1-1           |                  |
| at USAFA | 10/05/2024 | 3-4   | Lof 1-1-2         | 1-0-1             | 0-0-0            | DNP                | 0-0-0              | 0-0-0             | 0-0-0                   | 0-0-0               | 0-0-0                 | 1-0-1           |                  |



2024-25 INDIVIDUAL STATISTICS



2024-25 Arizona St. Men's Ice Hockey  
Overall Individual Statistics  
All games

Page 1/2  
as of Oct 09, 2024

Game Records

| Overall   | Conference | Home      | Away      | Neutral   |
|-----------|------------|-----------|-----------|-----------|
| 1 - 1 - 0 | 0 - 0 - 0  | 0 - 0 - 0 | 1 - 1 - 0 | 0 - 0 - 0 |

|           |                  | Shots |    |    |     |    |       | Penalties |         |     |     |     | Goals |    |    |    |    |    |    |    |    |     |
|-----------|------------------|-------|----|----|-----|----|-------|-----------|---------|-----|-----|-----|-------|----|----|----|----|----|----|----|----|-----|
| #         | Player           | GP    | G  | A  | PTS | SH | SH%   | +/-       | PEN-MIN | MIN | MAJ | OTH | PP    | SH | FG | GW | GT | OT | HT | PN | UA | BLK |
| 23        | Schimek, Bennett | 2     | 4  | 2  | 6   | 6  | .667  | +3        | 1-2     | 1   | 0   | 0   | 1     | 2  | 2  | 0  | 0  | 0  | 1  | 0  | 1  | 1   |
| 2         | Beck, Noah       | 2     | 0  | 5  | 5   | 3  | .000  | +5        | 0-0     | 0   | 0   | 0   | 0     | 0  | 0  | 0  | 0  | 0  | 0  | 0  | 0  | 0   |
| 25        | Smolen, Kyle     | 2     | 3  | 0  | 3   | 6  | .500  | +1        | 2-4     | 2   | 0   | 0   | 1     | 1  | 0  | 0  | 0  | 0  | 0  | 0  | 0  | 2   |
| 15        | Jackson, Dylan   | 2     | 1  | 2  | 3   | 1  | 1.000 | 0         | 0-0     | 0   | 0   | 0   | 0     | 0  | 0  | 1  | 0  | 0  | 0  | 0  | 0  | 3   |
| 92        | Kirwan, Ryan     | 2     | 1  | 1  | 2   | 8  | .125  | 0         | 1-2     | 1   | 0   | 0   | 0     | 0  | 0  | 0  | 0  | 0  | 0  | 0  | 0  | 0   |
| 12        | Potter, Cullen   | 2     | 1  | 1  | 2   | 8  | .125  | +2        | 1-2     | 1   | 0   | 0   | 0     | 0  | 0  | 0  | 0  | 0  | 0  | 0  | 0  | 0   |
| 29        | Gordon, Cole     | 2     | 1  | 0  | 1   | 1  | 1.000 | +2        | 0-0     | 0   | 0   | 0   | 0     | 0  | 0  | 0  | 0  | 0  | 0  | 0  | 0  | 0   |
| 14        | Jackson, Ty      | 2     | 0  | 1  | 1   | 5  | .000  | 0         | 1-2     | 1   | 0   | 0   | 0     | 0  | 0  | 0  | 0  | 0  | 0  | 0  | 0  | 1   |
| 7         | Kjellberg, Joel  | 2     | 0  | 1  | 1   | 3  | .000  | +1        | 1-2     | 1   | 0   | 0   | 0     | 0  | 0  | 0  | 0  | 0  | 0  | 0  | 0  | 0   |
| 61        | Sillinger, Lukas | 2     | 0  | 1  | 1   | 2  | .000  | 0         | 1-2     | 1   | 0   | 0   | 0     | 0  | 0  | 0  | 0  | 0  | 0  | 0  | 0  | 1   |
| 11        | Eckerle, Benji   | 2     | 0  | 1  | 1   | 2  | .000  | 0         | 0-0     | 0   | 0   | 0   | 0     | 0  | 0  | 0  | 0  | 0  | 0  | 0  | 0  | 3   |
| 9         | Dowd, Anthony    | 2     | 0  | 1  | 1   | 1  | .000  | +3        | 0-0     | 0   | 0   | 0   | 0     | 0  | 0  | 0  | 0  | 0  | 0  | 0  | 0  | 0   |
| 18        | Hymovitch, David | 2     | 0  | 1  | 1   | 1  | .000  | +1        | 0-0     | 0   | 0   | 0   | 0     | 0  | 0  | 0  | 0  | 0  | 0  | 0  | 0  | 0   |
| 43        | Helm, Cole       | 2     | 0  | 1  | 1   | 0  | .000  | +1        | 1-2     | 1   | 0   | 0   | 0     | 0  | 0  | 0  | 0  | 0  | 0  | 0  | 0  | 0   |
| 37        | Court, Sam       | 2     | 0  | 0  | 0   | 7  | .000  | 0         | 0-0     | 0   | 0   | 0   | 0     | 0  | 0  | 0  | 0  | 0  | 0  | 0  | 0  | 3   |
| 74        | Boser, Brasen    | 2     | 0  | 0  | 0   | 2  | .000  | 0         | 0-0     | 0   | 0   | 0   | 0     | 0  | 0  | 0  | 0  | 0  | 0  | 0  | 0  | 1   |
| 5         | Murchison, Ty    | 2     | 0  | 0  | 0   | 2  | .000  | +2        | 0-0     | 0   | 0   | 0   | 0     | 0  | 0  | 0  | 0  | 0  | 0  | 0  | 0  | 3   |
| 53        | Alexander, Ryan  | 2     | 0  | 0  | 0   | 1  | .000  | +2        | 1-2     | 1   | 0   | 0   | 0     | 0  | 0  | 0  | 0  | 0  | 0  | 0  | 0  | 0   |
| 31        | Homer, Gibson    | 1     | 0  | 0  | 0   | 0  | .000  | 0         | 0-0     | 0   | 0   | 0   | 0     | 0  | 0  | 0  | 0  | 0  | 0  | 0  | 0  | 0   |
| 16        | Szmagaj, Ethan   | 2     | 0  | 0  | 0   | 0  | .000  | -1        | 0-0     | 0   | 0   | 0   | 0     | 0  | 0  | 0  | 0  | 0  | 0  | 0  | 0  | 4   |
| 1         | Pavicich, Luke   | 1     | 0  | 0  | 0   | 0  | .000  | 0         | 0-0     | 0   | 0   | 0   | 0     | 0  | 0  | 0  | 0  | 0  | 0  | 0  | 0  | 0   |
| TM        | TEAM             | 2     | 0  | 0  | 0   | 0  | .000  | 0         | 0-0     | 0   | 0   | 0   | 0     | 0  | 0  | 0  | 0  | 0  | 0  | 0  | 0  | 0   |
| Totals    |                  | 2     | 11 | 18 | 29  | 59 | .186  | +22       | 10-20   | 10  | 0   | 0   | 2     | 3  | 2  | 1  | 0  | 0  | 1  | 0  | 1  | 22  |
| Opponents |                  | 2     | 5  | 8  | 13  | 61 | .082  | -24       | 5-10    | 5   | 0   | 0   | 1     | 0  | 0  | 1  | 0  | 1  | 0  | 0  | 0  | 31  |

|           |                |       | Goal Average |    |      | Saves |      | Record |   |   |     | Goals Allowed |    |    |     |     |
|-----------|----------------|-------|--------------|----|------|-------|------|--------|---|---|-----|---------------|----|----|-----|-----|
| #         | Player         | GP-GS | MINUTES      | GA | AVG  | SAVES | PCT  | W      | L | T | SHO | PP            | SH | EN | PEN | SOG |
| 31        | Homer, Gibson  | 1-1   | 60:00        | 1  | 1.00 | 27    | .964 | 1      | 0 | 0 | 0   | 0             | 0  | 0  | 0   | 0   |
| 1         | Pavicich, Luke | 1-1   | 62:44        | 4  | 3.83 | 29    | .879 | 0      | 1 | 0 | 0   | 1             | 0  | 0  | 0   | 0   |
| TM        | EMPTY NET      | -     | 00:00        | 0  | 0.00 | 0     | .000 | 0      | 0 | 0 | 0   | 0             | 0  | 0  | 0   | 0   |
| Totals    |                | 2     | 122:44       | 5  | 2.44 | 56    | .918 | 1      | 1 | 0 | 0   | 1             | 0  | 0  | 0   | 0   |
| Opponents |                | 2     | 122:44       | 11 | 5.38 | 48    | .814 | 1      | 1 | 0 | 0   | 2             | 3  | 0  | 0   | 0   |

2024-25 BOX SCORES

Game 1

Arizona St. (1-0-0) -vs- Air Force (0-1-0)  
10/04/2024 at USAF Academy, Colorado

Date: 10/04/2024  
Start: 07:05 PM  
Time: 0  
Attendance: 2,078  
Location: USAF Academy, Colorado  
Officials: Referee: Michael Sheehan; Referee: Matthew Hallock;  
Linesman: Brendan Gormely; Linesman: Seth Mukai

| Goals By Period | 1 | 2 | 3 | Total |
|-----------------|---|---|---|-------|
| Arizona St.     | 2 | 2 | 4 | 8     |
| Air Force       | 0 | 1 | 0 | 1     |

ASU: Schimek, Bennett (3); Smolen, Kyle (2); Potter, Cullen (1);  
Jackson, Dylan (1); Gordon, Cole (1)  
AF: Cosentino, Clayton (1)

Scoring Summary

| Period | Time  | Team | Scored By          | Assisted By                    | Type       | ASU | AF |
|--------|-------|------|--------------------|--------------------------------|------------|-----|----|
| 1st    | 12:30 | ASU  | Schimek, Bennett   | Unassisted                     | SH, FG, UA | 1   | 0  |
| 1st    | 15:57 | ASU  | Jackson, Dylan     | Jackson, Ty, Beck, Noah        | EV, GW     | 2   | 0  |
| 2nd    | 05:26 | ASU  | Schimek, Bennett   | Beck, Noah                     | SH         | 3   | 0  |
| 2nd    | 08:16 | AF   | Cosentino, Clayton | Cunningham, Nolan              | EV         | 3   | 1  |
| 2nd    | 15:20 | ASU  | Smolen, Kyle       | Eckerle, Benji                 | SH         | 4   | 1  |
| 3rd    | 00:28 | ASU  | Potter, Cullen     | Schimek, Bennett               | EV         | 5   | 1  |
| 3rd    | 02:39 | ASU  | Smolen, Kyle       | Beck, Noah, Jackson, Dylan     | PP         | 6   | 1  |
| 3rd    | 18:44 | ASU  | Schimek, Bennett   | Kirwan, Ryan, Sillinger, Lukas | PP, HT     | 7   | 1  |
| 3rd    | 19:21 | ASU  | Gordon, Cole       | Hymovitch, David, Helm, Cole   | EV         | 8   | 1  |

Arizona St. Power Plays

| Prd | Start | End   | Elapsed | Shots | Opp-Shots | PPG |
|-----|-------|-------|---------|-------|-----------|-----|
| 3rd | 00:41 | 02:39 | 01:58   | 2     | 0         | PPG |
| 3rd | 17:45 | 18:44 | 00:59   | 2     | 1         | PPG |
|     |       |       | 02:57   | 4     | 1         | 2/2 |

Air Force Power Plays

| Prd | Start | End   | Elapsed | Shots | Opp-Shots | PPG |
|-----|-------|-------|---------|-------|-----------|-----|
| 1st | 02:13 | 04:13 | 02:00   | 1     | 0         | --  |
| 1st | 12:14 | 14:14 | 02:00   | 0     | 1         | --  |
| 2nd | 03:53 | 05:53 | 02:00   | 1     | 1         | --  |
| 2nd | 11:55 | 13:55 | 02:00   | 5     | 0         | --  |
| 2nd | 14:50 | 16:50 | 02:00   | 1     | 1         | --  |
| 3rd | 08:28 | 10:28 | 02:00   | 1     | 0         | --  |
|     |       |       | 12:00   | 9     | 3         | 0/6 |

Penalty Summary

| Period | Team | Player           | MIN   | Offense                 | Type  | Time  | PP |
|--------|------|------------------|-------|-------------------------|-------|-------|----|
| 1st    | ASU  | Kjellberg, Joel  | 02:00 | Tripping                | MINOR | 02:13 | PP |
| 1st    | ASU  | Smolen, Kyle     | 02:00 | Goaltender Interference | MINOR | 12:14 | PP |
| 2nd    | ASU  | Helm, Cole       | 02:00 | Cross Checking          | MINOR | 03:53 | PP |
| 2nd    | ASU  | Alexander, Ryan  | 02:00 | Tripping                | MINOR | 11:55 | PP |
| 2nd    | ASU  | Jackson, Ty      | 02:00 | High Sticking           | MINOR | 14:50 | PP |
| 3rd    | AF   | McCormick, Mason | 02:00 | Tripping                | MINOR | 00:41 | PP |
| 3rd    | ASU  | Sillinger, Lukas | 02:00 | Roughing                | MINOR | 08:28 | PP |
| 3rd    | AF   | Dawson, Will     | 02:00 | Cross Checking          | MINOR | 17:45 | PP |

Game 2

Arizona St. (1-1-0) -vs- Air Force (1-1-0)  
10/05/2024 at USAF Academy, Colorado

Date: 10/05/2024  
Start: 07:05 PM  
Time: 0  
Attendance: 1,626  
Location: USAF Academy, Colorado  
Officials: Referee: Andrew Bethmann; Referee: Matthew Hallock;  
Linesman: Joshua Pergande; Linesman: Ryan Demsey

| Goals By Period | 1 | 2 | 3 | OT 1 | Total |
|-----------------|---|---|---|------|-------|
| Arizona St.     | 2 | 0 | 1 | 0    | 3     |
| Air Force       | 1 | 1 | 1 | 1    | 4     |

ASU: Schimek, Bennett (1); Smolen, Kyle (1); Kirwan, Ryan (1)  
AF: Cosentino, Clayton (2); Gibbons, Brendan (2)

Scoring Summary

| Period | Time  | Team | Scored By          | Assisted By                          | Type           | ASU | AF |
|--------|-------|------|--------------------|--------------------------------------|----------------|-----|----|
| 1st    | 00:27 | ASU  | Schimek, Bennett   | Beck, Noah, Potter, Cullen           | EV, FG         | 1   | 0  |
| 1st    | 05:31 | ASU  | Smolen, Kyle       | Beck, Noah, Jackson, Dylan           | EV             | 2   | 0  |
| 1st    | 18:59 | AF   | Gibbons, Brendan   | McCormick, Mason                     | EV             | 2   | 1  |
| 2nd    | 09:24 | AF   | Cosentino, Clayton | Schwartz, Austin, Remissong, Nick    | EV             | 2   | 2  |
| 3rd    | 19:01 | ASU  | Kirwan, Ryan       | Schimek, Bennett, Dowd, Anthony      | EV             | 3   | 2  |
| 3rd    | 19:32 | AF   | Gibbons, Brendan   | McCormick, Mason, Cosentino, Clayton | EA             | 3   | 3  |
| OT     | 02:44 | AF   | Cosentino, Clayton | Remissong, Nick, Hedden, Chris       | PP, OT, SD, GW | 3   | 4  |

Arizona St. Power Plays

| Prd | Start | End   | Elapsed | Shots | Opp-Shots | PPG |
|-----|-------|-------|---------|-------|-----------|-----|
| 1st | 03:06 | 05:06 | 02:00   | 1     | 0         | --  |
| 2nd | 04:12 | 05:28 | 01:16   | 0     | 2         | --  |
| 2nd | 16:41 | 17:09 | 00:28   | 0     | 0         | --  |
|     |       |       | 03:44   | 1     | 2         | 0/3 |

Air Force Power Plays

| Prd | Start | End   | Elapsed | Shots | Opp-Shots | PPG |
|-----|-------|-------|---------|-------|-----------|-----|
| 1st | 03:06 | 05:06 | 02:00   | 1     | 0         | --  |
| 2nd | 18:41 | 19:09 | 00:28   | 2     | 0         | --  |
| 2nd | 19:14 | 01:14 | 02:00   | 3     | 0         | --  |
| 4th | 02:33 | 02:44 | 00:11   | 1     | 0         | PPG |
|     |       |       | 03:55   | 6     | 0         | 1/4 |

Penalty Summary

| Period | Team | Player            | MIN   | Offense             | Type  | Time  | PP |
|--------|------|-------------------|-------|---------------------|-------|-------|----|
| 1st    | AF   | Cunningham, Nolan | 02:00 | Interference        | MINOR | 03:06 | PP |
| 2nd    | AF   | Dubois, Owen      | 02:00 | Hitting from behind | MINOR | 04:12 | PP |
| 2nd    | ASU  | Potter, Cullen    | 02:00 | Slashing            | MINOR | 05:28 | PP |
| 2nd    | AF   | Remissong, Nick   | 02:00 | Slashing            | MINOR | 16:41 | PP |
| 2nd    | ASU  | Kirwan, Ryan      | 02:00 | Interference        | MINOR | 17:09 | PP |
| 2nd    | ASU  | Smolen, Kyle      | 02:00 | Hitting from behind | MINOR | 19:14 | PP |
| 4th    | ASU  | Schimek, Bennett  | 02:00 | Holding             | MINOR | 02:33 | PP |



