

2017 Sun Devil Baseball

GAME NOTES - OREGON STATE

ARIZONA STATE

9-7 (0-0 Pac-12)
@ASU_Baseball
@TheSunDevils

GAMES 17-19

March 16-18

6 p.m./4 p.m./12 p.m.

Phoenix Muni Stadium

Phoenix, Ariz.

Thurs./Fri.: Pac-12 Networks

Sat.: Pac-12 Live Stream

Thurs./Sat.: 1060AM/TuneIn

Fri.: 100.7 HD 2/TuneIn

#2 Oregon State

14-1 (0-0 Pac-12)
@BeaverBaseball
@BeaverAthletics

Five-Time NCAA Champions (1965, 1967, 1969, 1977, 1981) | 22 College World Series Appearances | 21 Conference Championships | 123 All-Americans | 14 National Players of the Year | 10 College Baseball Hall of Fame



ASU_BASEBALL



SUN DEVIL BASEBALL



ASU_BASEBALL

MEDIA RELATIONS CONTACT

Jeremy Hawkes

jdhawkes@asu.edu | C: 520-403-0121 | O: 480-965-9544

#10THINGS (Twitter-Friendly Notes)

1. @spencerv44 has caught four baserunners stealing a base this season, third in the Pac-12 and tops among pitchers.
2. The 6 Devils who've combined for ASU's nine homers this season entered 2017 with 3 collegiate homers between them.
3. @elingos15 has already matched his 2016 win total with 3 in just 4 starts w/ 0 earned runs in two of three starts.
4. @ashap08 has reached base in all 11 of his appearances this season and has a team-best 9-game hitting streak.
5. The Devils outscored LBSU 24-4 over the remainder of games after being outscored 11-0 in the 1st innings of series.
6. @elingos15 has three quality starts in his four starts, allowing just two earned runs and a W over #1 TCU.
7. @jwilleford17 became the first Devil to account for multiple game-winning RBIs this season, both against LBSU.
8. The Devils and @BeaverBaseball are opening @pac12 play against each other for the third straight season.
9. @lin_lyle has multiple hits in nine games this season already. No other Sun Devil has done so in more than four.
10. @ASU_Baseball has won at least 30 games in 56 consecutive seasons, two more than Florida State in second.

#BYTHENUMBERS

After being outscored by LBSU 11-0 in the first innings of the series, the Devils **outscored the Dirtbags 24-4** over the course of the rest of the games to earn the series sweep. The Devils have been outscored 17-5 in the first innings of games this season and scored just 21 runs total in the first three innings of games (of 89 total runs this season). On the flip side, 15 of those early-game runs have come in the last five games after ASU combined for just six runs in innings one through three in the first 11 games of the season.

Despite missing the first five games of the season, junior outfielder Andrew Shaps has shown no signs of sluggishness as he as reached base in all **11 of his appearances this season** and enters the weekend with a team-leading nine game hitting streak - the longest for a Sun Devil this season and also tied for the longest of his career. Shaps is tied for the team lead with two home runs this season after having just two in his career entering the season and is second on the Sun Devils with six walks.

ASU currently ranks fourth in the league in home runs with **nine this season**. ASU's first six home runs of the season were solo shots prior to Andrew Shaps breaking that trend with his clutch two-run bomb in the bottom of the ninth to spark ASU's come-from-behind extra inning victory over LBSU. Six Sun Devils (Tyler Williams 2, Carter Aldrete 2, Andrew Shaps 2, Ryan Lillard 1, Zach Cerbo 1, Hunter Bishop 1) have combined for those nine home runs this season - an interesting note as those six combined entered the 2017 season with three career collegiate home runs between them (Shaps 2, Lillard 1).

Eli Lingos has been absolutely exceptional in **four starts this season, going 3-0 with three quality starts**. Lingos has gone over 6.0 IP in each of his appearances this season after never having consecutive games over 6.0 IP in his career prior. The junior lefty has allowed no earned runs in two of his four starts this season, something he had done in a start just once in his career. His three wins this season match his 2016 total while he has issued no walks in two of four starts this season, something he had accomplished in just two starts prior to 2017.

2017 @ASU BASEBALL Schedule

Date	Opponent	Time/Score
Feb. 17	Northwestern^	W, 3-1
Feb. 17	Northwestern^	W, 4-3
Feb. 18	Northwestern^	W, 6-2
Feb. 21	#20 Oklahoma State #	L, 4-18
Feb. 24	at #1 TCU	W, 13-9
Feb. 25	at #1 TCU	L, 4-8
Feb. 26	at #1 TCU	L, 2-5
Feb. 28	New Mexico State^	W, 12-5
March 3	Loyola Marymount^	W, 2-1
March 4	Loyola Marymount^	L, 2-3
March 5	Loyola Marymount^	L, 5-8
March 7	Cal State Fullerton^	L, 4-13
March 8	Cal State Fullerton^	L, 4-10
March 10	Long Beach State^	W, 7-6 (10)
March 11	Long Beach State #	W, 9-4
March 12	Long Beach State #	W, 8-5
March 16	Oregon State*#	6:00 PM
March 17	Oregon State*#	4:00 PM
March 18	Oregon State*^	12:00 PM
March 24	at USC*	6:00 PM
March 25	at USC*#	7:00 PM
March 26	at USC*#	2:00 PM
March 28	UNLV^	6:30 PM
March 31	UCLA*^	6:30 PM
April 1	UCLA*^	6:30 PM
April 2	UCLA*^	12:30 PM
April 4	at Arizona	7:00 PM
April 7	at Cal*#	4:00 PM
April 8	at Cal*#	12:00 PM
April 9	at Cal*#	2:00 PM
April 11	UNLV^	6:30 PM
April 13	Washington State*^	6:30 PM
April 14	Washington State*^	6:30 PM
April 15	Washington State*^	12:30 PM
April 18	at UNLV	6:00 PM
April 21	Cal State Bakersfield^	6:30 PM
April 22	Cal State Bakersfield^	6:30 PM
April 23	Cal State Bakersfield^	12:30 PM
April 28	at Oregon*	6:00 PM
April 29	at Oregon*	2:00 PM
April 30	at Oregon*	12:00 PM
May 5	Stanford*^	6:30 PM
May 6	Stanford*^	6:30 PM
May 7	Stanford*^	12:30 PM
May 9	at Arizona #	6:00 PM
May 12	at Washington*	6:00 PM
May 13	at Washington*	2:00 PM
May 14	at Washington*	1:00 PM
May 16	at Seattle	5:00 PM
May 18	Arizona*#	6:00 PM
May 19	Arizona*#	7:00 PM
May 20	Arizona*#	7:00 PM
May 26	at Utah*#	10:30 AM
May 27	at Utah*#	10:30 AM
May 28	at Utah*#	10:30 AM

All times local

* - Indicates a Pac-12 Conference game

- Indicates a Pac-12 Network Game

^ - Indicates a Pac-12 Live Stream Game

Pac-12 Rankings

Team	W-L	Pct	W-L	Pct	Last 10	Streak
Oregon State	0-0	.000	14-1	.933	9-1	W9
Arizona	0-0	.000	13-2	.867	8-2	W3
Oregon	0-0	.000	11-4	.733	8-2	W6
Washington State	0-0	.000	10-4	.714	8-2	W7
Utah	0-0	.000	9-4	.692	7-3	L1
Stanford	0-0	.000	11-5	.688	7-3	W1
USC	0-0	.000	10-6	.625	5-5	L1
Washington	0-0	.000	9-6	.600	6-4	W1
Arizona State	0-0	.000	9-7	.562	5-5	W3
California	0-0	.000	8-7	.533	6-4	W5
UCLA	0-0	.000	6-9	.400	3-7	L4

PROJECTED STARTERS

ASU	ERA	W-L	IP	SO	BB	Opp. Avg
L Eli Lingos	2.39	3-0	26.1	24	4	.228
L Spencer Van Scoyoc	2.00	0-0	18.0	12	16	.155
TBD	-	-	-	-	-	-
LMU	ERA	W-L	IP	SO	BB	Opp. Avg
L Luke Heimlich	0.31	3-0	28.2	36	3	.157
R Bryce Fehmel	2.37	2-1	19.0	11	3	.225
R Jake Thompson	1.38	4-0	26.0	27	8	.149

Five-Time NCAA Champions (1965, 1967, 1969, 1977, 1981) | 22 College World Series Appearances | 21 Conference Championships

123 All-Americans | 14 National Players of the Year | 10 College Baseball Hall of Fame Members

414 Major League Baseball Draft Picks | 108 Major Leaguers | 49 Major League Baseball First-Round Draft Picks

TWITTER: @ASU_BASEBALL

INSTAGRAM: @ASU_BASEBALL

FACEBOOK: SUNDEVILBASEBALL

2017 Sun Devil Baseball

QUICK FACTS/MEDIA INFO

GENERAL INFORMATION

Location.....	Tempe, Ariz.
Founded.....	1885
Enrollment.....	91,322
Nickname.....	Sun Devils
School Colors.....	Maroon and Gold
Home Field.....	Phoenix Municipal Stadium
Capacity.....	5,300
Packard Dimensions.....	Lines: 345 Alleys: 390 CF: 410
Surface.....	Grass
Affiliation.....	NCAA Div. I
Conference.....	Pac-12
President.....	Dr. Michael Crow
VP of Athletics.....	Ray Anderson
Sports Medicine Director.....	Kenny McCarty
Facility Management.....	Mike Chismar
Athletic Dept. Phone.....	(480) 965-3482
Ticket Office Phone.....	(480) 727-0000
Athletics Department Address.....	Carson Student-Athlete Center 500 East Veteran's Way P.O. Box 872505 Tempe, AZ 85287-2505

PROGRAM HISTORY

First Year of Baseball.....	1907 (7-2)
Start of NCAA Baseball.....	1959 (28-18-1)
All-Time Record.....	2533-1044-4 (.708)*
National Championships.....	5 ('65, '67, '69, '77, '81)
Years in CWS/Last.....	22 (2010)*
All-Time CWS Record.....	61-38 (.616)*
NCAA Appearances/Last.....	39 (2016)*
NCAA Tournament Record.....	169-78 (.687)*
Best Record All-time.....	64-6 (.914) - 1972
Last All-American.....	2016 (3)

Seth Martinez (RHP/2nd Team)
David Greer (3B/3rd Team)
Colby Woodmansee (SS/3rd Team)

*- ASU vacated 44 wins, the Pac-10 title and the College World Series appearance from 2007. Records do not reflect the vacations.

COACHING STAFF

Head Coach.....	Tracy Smith (3rd/21st overall)
Alma Mater.....	Miami (Ohio) (1989)
Record at ASU (Years).....	80-53 (3)
Career Division I (Years).....	684-510-1 (21)
Assistant Coach.....	Ben Greenspan (2nd year)
Assistant Coach.....	Fred Nori (1st Year)
Volunteer Assistant Coach.....	Michael Earley (1st year)
Video Coordinator.....	Abe Ruiz (2nd year)
Dir. of Operations.....	Brendan Cunningham (8th year)
Strength & Conditioning.....	Jason Robbins (3rd year)
Dir. of Community Relations.....	Armando Flores (10th year)

SPORTS INFORMATION

Baseball Contact.....	Jeremy Hawkes
Office.....	480-965-9544
Cell.....	520-403-0121
Email.....	jdhawkes@asu.edu
Director of Sports Information.....	Doug Tammaro
Email.....	tammaro@asu.edu

2016 RECAP

Overall Record.....	36-23
Conference record.....	16-14
Home record.....	21-12
Away record.....	13-10
Neutral site record.....	2-1
Postseason.....	NCAA Regional (TCU)
Final national finish.....	T-17th
Conference finish.....	T-3rd
Players Drafted.....	4

TEAM INFORMATION

Letterwinners Returning/Lost.....	19/15
.....	Pitchers - 11/7
.....	Position Players - 8/8
Returning Pitchers (min. 13 app./20 inn.).....	5
Returning Position (min. 30 GP).....	7
Total Newcomers.....	15
Newcomers Drafted.....	4

MEDIA INFORMATION

Credentials

All credential requests should be sent via email to Jeremy Hawkes (jdhawkes@asu.edu).

Interview Policy

Arizona State will typically host weekly media availability every Tuesday and Wednesday at Phoenix Municipal Stadium prior to practice at approximately 1 p.m. On weeks of a Tuesday midweek game at home, the Tuesday postgame press conference will serve as the week's availability. Media planning to attend must contact Jeremy Hawkes ahead of time and inform him of their plans. Throughout the season's schedule, ASU will host postgame interviews in the Omaha Room located in the home locker room following after coach's postgame talk with the team. Media members must request players at the beginning of the ninth inning (or earlier in games that look to be blowouts). Please contact Jeremy Hawkes or a member of the media relations staff in the press box to coordinate those interviews. Media members who wish to schedule an interview outside of practice must contact Jeremy Hawkes.

Photography/Videography

Accommodations for B-Roll purposes at practice can be made through Jeremy Hawkes (jdhawkes@asu.edu). During games, credentials must be worn in plain view throughout the game while on the field and all photographers must adhere to painted lines and instructions given by security personnel and/or Arizona State staff members at all times. Shooting areas are designated camera wells on the far side of both the visitor's and home team's dugouts. Contact Jeremy Hawkes for any details regarding shooting game action.

Media Highlights Policy

Highlights include Pac-12 Networks/ESPN/FOX broadcasts and all home hosted non-televised competitions, including those that are live streamed. ESPN networks (i.e., ESPN, ESPN2, ESPNU) will also televise all NCAA College World Series games from Saturday, June 17, through Wednesday, June 28. No other broadcast network or Internet entity, other than ESPN, may air these games, nor show highlights of these games until the ESPN broadcast is off the air. Broadcast networks / television stations may use up to three (3) minutes (per newscast) of video footage from any one game or five (5) minutes total of video footage from all games played on that particular day of competition for up to 72 hours following the game / broadcast. No media entity (commercial or noncommercial) is allowed to display any game video on its website. If a commercial broadcast entity wishes to license video footage beyond the previously described time period (72 hours), all requests to obtain clips or copies of NCAA championships / events (e.g., game / program records, melt / highlight tapes) need to go through the NCAA / T3 Media online footage request system, which can be found at the following website: <http://www.t3licensing.com/video/home/ncaa.do>.

2017 Media Coverage

There will be no shortage of ways to follow the Sun Devils throughout the 2017 campaign as a record 43 of ASU's 55 total games this season will be broadcast on television or via live stream. Every single one of the Sun Devils' 33 home games will be available to fans via the Pac-12 Networks or the Pac-12 Live Stream online and a total of 17 games overall are scheduled to be televised live through the Pac-12 Networks.

The Sun Devil Sports Radio Network is scheduled to broadcast 35 Sun Devil Baseball games this season between NBC Sports Radio AM 1060 and 100.7 KSLXHD. Fans can listen to the broadcasts on the radio or via the TuneIn app on thesundevils.com. Links to the streaming audio can be found on the online baseball schedule.

Tim Healey is set to serve his 19th season as the "Voice of the Sun Devils" on baseball broadcasts and will be joined for the second-straight season by color analyst Max Rositer, who was an all-conference catcher for the Devils from 2012-13.

Head Coach Tracy Smith's weekly radio show, "Dugout Chatter," will debut on March 29 on NBC Sports Radio AM 1060. The 30-minute show will run each Wednesday at 8 p.m. for nine weeks and is hosted by the Tim Healey.

TEMPE -- The Sun Devil baseball team completes its lengthy homestand as it opens Pac-12 Conference action this weekend with a three-game series against #2 Oregon State at Phoenix Municipal Stadium, wrapping up a streak of 11 home games in an 18-day span in the month of March. The Devils had not played 11 games in the month before March 20 since the 2013 season. The series will get underway Thursday, March 16 at 6 p.m. PT with Friday's tilt set for a 4 p.m. PT first pitch and Saturday's at 12 p.m. PT.

Follow the Action

- Thursday and Friday's contests will both be broadcast live on the Pac-12 Networks. Daron Sutton and JT Snow will be on the call. Check with you local provider for listings.
- Fans will be able to view the series finale on Saturday via the Pac-12 Network Live Stream, available for free at <http://pac-12.com/live/arizona-state-university>.
- The Sun Devil Sports Radio Network is scheduled to broadcast all three games this weekend between NBC Sports Radio AM 1060 (Thursday and Saturday) and 100.7 KSLXHD 2 (Friday). Each game will also be available through the TuneIn app on TheSunDevils.com. Broadcaster Tim Healey is set to serve his 19th season as the "Voice of the Sun Devils" on baseball broadcasts and will be joined for the second-straight season by color analyst Max Rossiter, who was an all-conference catcher for the Devils from 2012-13.
- Fans are also encouraged to follow along on Twitter (@ASU_Baseball) for live updates throughout the weekend.

Scouting the Beavers

- The Sun Devils will be squaring off against Top 10 program for the third time this season (#1 TCU, #7 Cal State Fullerton) as they welcome the second-ranked Beavers to town. Oregon State is a consensus top five team according to the six rankings released this week. The Beavers are ranked as high as No. 1 by Collegiate Baseball.
- OSU will be the visiting team on the scoreboard for the first time this year. The Beavers were the home team for all eight neutral-site games in Surprise.
- The Beavers have held opponents to two runs or less in 12 of 15 games this season. In only one game, against Ohio State, has OSU allowed more than two earned runs.
- OSU's starters have an 11-1 record and 1.43 ERA in 94 1/3 innings.
- Oregon State comes into the week with a 1.20 earned run average, which leads the nation. The Beavers are one of five teams with sub-2.00 ERAs, and No. 2 Louisville is at 1.75. OSU is also tops with a 0.86 WHIP, third with 2.00 walks issued per nine innings and fourth with 5.73 hits allowed per nine. The Beavers are also tied for fourth

NUMERICAL QUICK ROSTER

No.	Name	Pos.	B/T	Cl.
3	Chaz Montoya	LHP	L/L	Fr.
4	Andrew Snow	IF	R/R	Jr.
5	Ryan Lillard	OF	L/R	Jr.
6	Zach Dixon	LHP	L/L	So.
7	Eder Erives	RHP	R/R	Sr.
8	Alec Marsh	RHP	R/R	Fr.
9	Sam Ferri	C	R/R	Fr.
10	Jeremy McQuin	IF	S/R	So.
11	Connor Higgins	LHP	R/L	So.
12	Gage Canning	OF	L/R	So.
14	Jake Godfrey	RHP	R/R	Jr.
15	Eli Lingos	LHP	L/L	Jr.
16	Andrew Shaps	OF	L/L	Jr.
17	Ryan Hingst	RHP	R/R	Jr.
18	Reagan Todd	LHP	L/L	RS So.
19	Jackson Willeford	IF	L/R	RS Sr.
21	Carter Aldrete	IF	R/R	Fr.
22	Fitz Stadler	RHP	R/R	So.
24	Hunter Bishop	OF	L/R	Fr.
25	Tyler Williams	OF	R/R	So.
26	Chris Isbell	RHP	R/R	So.
27	Lyle Lin	C	R/R	Fr.
29	Grant Schneider	RHP	R/R	Jr.
30	Zach Cerbo	C	R/R	Sr.
32	Garvin Alston Jr.	LHP	L/L	So.
37	Myles Denson	OF	R/R	Fr.
38	Tanner West	LHP	L/L	Fr.
39	James Ryan	RHP	R/R	So.
40	Nick Cheema	C	R/R	Fr.
44	Spencer Van Scoyoc	LHP	L/L	Fr.
45	Sean Keating	LHP	L/L	Fr.
47	Taylor Lane	IF	R/R	Jr.
48	Zane Strand	RHP	R/R	Fr.

ALPHABETICAL QUICK ROSTER

No.	Name	Pos.	B/T	Cl.
21	Carter Aldrete	IF	R/R	Fr.
32	Garvin Alston Jr.	LHP	L/L	So.
24	Hunter Bishop	OF	L/R	Fr.
12	Gage Canning	OF	L/R	So.
30	Zach Cerbo	C	R/R	Sr.
40	Nick Cheema	C	R/R	Fr.
37	Myles Denson	OF	R/R	Fr.
6	Zach Dixon	LHP	L/L	So.
7	Eder Erives	RHP	R/R	Sr.
9	Sam Ferri	C	R/R	Fr.
14	Jake Godfrey	RHP	R/R	Jr.
11	Connor Higgins	LHP	R/L	So.
17	Ryan Hingst	RHP	R/R	Jr.
26	Chris Isbell	RHP	R/R	So.
45	Sean Keating	LHP	L/L	Fr.
47	Taylor Lane	IF	R/R	Jr.
5	Ryan Lillard	OF	L/R	Jr.
27	Lyle Lin	C	R/R	Fr.
15	Eli Lingos	LHP	L/L	Jr.
8	Alec Marsh	RHP	R/R	Fr.
10	Jeremy McQuin	IF	S/R	So.
3	Chaz Montoya	LHP	L/L	Fr.
39	James Ryan	RHP	R/R	So.
29	Grant Schneider	RHP	R/R	Jr.
16	Andrew Shaps	OF	L/L	Jr.
4	Andrew Snow	IF	R/R	Jr.
22	Fitz Stadler	RHP	R/R	So.
48	Zane Strand	RHP	R/R	Fr.
18	Reagan Todd	LHP	L/L	RS So.
44	Spencer Van Scoyoc	LHP	L/L	Fr.
38	Tanner West	LHP	L/L	Fr.
19	Jackson Willeford	IF	L/R	RS Sr.
25	Tyler Williams	OF	R/R	So.

2017 Sun Devil Baseball

GAME NOTES

with four shutouts.

Devils vs. Oregon State/Pac-12 Openers/Top-Five Teams

- ASU is 49-32 all-time against the Beavers and 10-7 in series against the Beavers since 2000 with wins in three of the last five series. The Devils have four sweeps against Oregon State in that span
- The Devils are opening Pac-12 Conference play against Oregon State for the third consecutive season. OSU won all three games last season, including the opener, 3-2. OSU has won its last five Pac-12 openers dating back to 2013.
- The Devils are 29-25 all-time in conference openers and 18-18 in Pac-12 Conference openers. ASU has been on the wrong end of five of the last six conference openers.
- Since 1995, the Sun Devils are 57-71-1 against teams ranked in the top five nationally. The Devils went 1-2 earlier this season against top-ranked TCU on the road in Fort Worth.

Last Time Out - Long Beach State

- Coming into the weekend, the Long Beach State pitching staff had allowed 39 runs in 11 games (3.5 runs/g). In the three-game series sweep against the Dirtbags, the Arizona State offense totaled 24 runs (8 runs/g).
- ASU had just 17 runs total in five games against LMU and Cal State Fullerton in the two series prior to entering the weekend.
- In the three-game series, Zach Cerbo went 5-for-10 (.500) with his first career home run and driving in three.
- Hunter Bishop started all three games at DH for ASU this weekend, going 5-for-11 (.454) with a home run and five RBI's during his four game hitting streak. Bishop registered an RBI in each of the three games on the weekend.

Eli's Coming

- Eli Lingos, who earned first team Pac-12 All-Academic honors in 2016, has quickly solidified himself as the team's ace this season after entering the year as the Friday Night Starter

- Lingos opened the 2017 season with a bang, going 3-0 with three quality starts in his first three appearances of the season. Among those wins were an upset over then-No. 1 TCU and a career-best 7.2 IP outing against LMU in which he allowed no runs.
- Lingos has gone over 6.0 IP in each of his four appearances this season after never having consecutive games over 6.0 IP in his career prior to this season.
- The junior lefty has allowed no earned runs in two of his four starts this season, something he had done in a start just once in his career prior.
- His three wins this season match his 2016 total while he has issued no walks in two of three starts this season, something he had accomplished in just two starts prior to 2017.
- Lingos is currently just outside the Top-10 in ERA in the Pac-12 this season at 2.39.
- He is fourth in the league with 26.1 innings pitched this season and eighth in the conference with 24 strikeouts.

Mr. Friday Night

- Lingos is the sixth pitcher since 2014 to assume the Friday Night role, joining Ryan Burr, Brett Lilek, Seth Martinez, Ryan Kellogg and Hever Bueno.
- ASU used four pitchers in the Friday night role in six seasons between 2008 and 2013 with Mike Leake ('08, '09), Seth Blair ('10), Brady Rodgers ('11, '12) and Trevor Williams ('13).
- Lingos joins a long and illustrious line of Mr. Friday Night's at ASU that includes nine Major Leaguers and numerous ASU Hall of Famers, including Eddie Bane, Floyd Bannister, Kendall Carter, Mike Esposito, Larry Gura, Gary Gentry, Mike Leake, Trevor Williams and Brady Rodgers.

Lin-Sanity

- True freshman Lyle Lin continues to be the highlight of a young freshmen class, ranked fourth in the Pac-12 Conference with 24 hits this season.
- Lin has had three or more hits in three games on the year while registering multiple hits in nine of 16 games on the season overall. No other Sun Devil has

more than four such games.

- Through 16 games in 2016, only All-American David Greer had nine multi-hit games and only one freshman (Gage Canning) had two at that point in the season.
- Lin has started every game this season, one of just three players to do so - batting .375 with a team-leading 13 RBI in the process, the latter good for ninth in the Pac-12

Re-LYLE-able

- Lyle Lin has an approach at the plate that is tough to find in many freshman. The youngster leads the team's starters with a .417 average this season with two outs on the board on 10-of-24 hitting. No other Devil has more than eight 2-out hits.
- Lin leads the team with six two-out RBIs and also holds a team-leading 12 hits with runners in scoring position on 24 at bats (.500), six more than the next closest Devil.
- Lin has reached base in 15 of ASU's 16 games to date.

#BISHETE

- Another pair of freshman have come up with the hot bats of late as well in outfielder/DH Hunter Bishop and infielder Carter Aldrete.
- Bishop cracked the rotation as the starting DH against Long Beach State and comes into the weekend with a four-game hitting streak. The youngster finished the weekend with a home run and a triple and a team-leading five RBIs in some of the most important at-bats on the weekend to help lead each of the team's three come-from-behind victories.
- Aldrete is one of just three Sun Devils to start every game this weekend (Lyle Lin and Gage Canning being the others) and has appeared at three positions along the infield. He is currently second on the team with 10 RBIs and four doubles while tied for the team lead with two home runs.
- Bishop and Aldrete had history before coming to Arizona State. Both hail from Northern California and played in the 2015 Under Armour All-American games and selected to play for the Oakland Athletics' Area Code team in 2015.

Zach Cer-Bomb

- One of the biggest surprises of the early 2017 has been the emergence of senior catcher Zach Cerbo, a four-year veteran who is seeing his most significant action as a Sun Devil this season.
- Cerbo has responded with a team-leading .474 average in his nine appearances, also leading the way with a .583 on base percentage with his four walks.
- The senior helped lead the charge in the team's sweep of Long Beach State, knocking his first career home run in the second game of the series and knocking in four RBIs over the course of the weekend.

12-Gage

- Gage Canning holds the Devils second longest hitting streak this season at seven games. Canning had a team-best 13-game hitting streak as a freshman in 2016.
- Canning has spent time at the leadoff spot and turning the order back around in the nine-hole this year and done exactly what's expected of him in that role, stealing two bases, leading the team with 14 runs scored (eighth in the Pac-12) and advancing runners on 16-of-31 opportunities (.516).
- Canning also leads the Devils with five doubles (tied for 10th in the Pac-12) and two triples this season (tied for third).

Shaps Blasts

- After missing the first five games of the season to suspension, junior Andrew Shaps has reached base in all 11 of his appearances this season - just behind Lyle Lin's current team record of 13 consecutive games reaching base.
- The outfielder enters the weekend with a team-leading eight-game hitting streak - the longest by a Sun Devil this season - while batting .295 on the year.
- Despite missing five games, Shaps is second on the Devils with six walks this season.

Small Ball

- The Devils have done the majority of their damage by manufacturing runs this season. Despite ranking in the middle of conference this year (39) in extra-base hits,

2017 Sun Devil Baseball

GAME NOTES

the Sun Devils are second in the league with 158 total hits. The Devils are second in the conference with 119 singles as well and second in sacrifice flies (9) while having advanced runners a solid .488 percent of the time (147-of-301 opportunities).

They Can Mash Too

- While the Sun Devils have had a penchant for small ball, the team has shown it can knock it around the park as well.
- ASU currently ranks fourth in the league in home runs with nine this season, four of which came in the LBSU series.
- ASU's first six home runs of the season were solo shots prior to Andrew Shaps breaking that trend with his clutch two-run bomb in the bottom of the ninth to spark ASU's come-from-behind extra inning victory over LBSU.
- Six Sun Devils (Tyler Williams 2, Carter Aldrete 2, Andrew Shaps 2, Ryan Lillard 1, Zach Cerbo 1, Hunter Bishop 1) have combined for those nine home runs this season - an interesting note as those six combined entered the 2017 season with three career collegiate home runs between them (Shaps 2, Lillard 1)

Clutch Hitting

- The Sun Devils have lived and died by their clutch hitting this season, currently batting 35-of-106 (.330) with runners in scoring position in the team's wins but struggling to plate runners in the team's losses at just 16-of-65 (.246).
- Batting a solid .286 as a team this season, the Devils have upped that just slightly to a .298 clip (51-of-171) with runners in scoring position.
- On the flip side, ASU has struggled defensively to get out of some innings, allowing 39 two-out RBIs of the 92 total by the opposition this season while allowing opponents to bat .307 (58-of-189) with two outs.

Getting Their Bearings

- The Sun Devils will look to buck the trend of slow starts this weekend after being outscored by Long

Beach State 11-0 in the first inning of the three games of the series. On the plus side, the Devils outscored the Dirtbags 24-4 over the course of the rest of the games to earn the series sweep.

- The Devils have been outscored 17-5 in the first innings of games this season and scored just 21 runs total in the first three innings of games (of 89 total runs this season).
- On the flip side, 15 of those early-game runs have come in the last five games after ASU combined for just six runs in innings one through three in the first 11 games of the season.

Not Wasting Time

- Freshman Spencer Van Scoyoc became the first Sun Devil freshman to start a game in the Opening Weekend since Adam McCreery against Western Michigan in 2012.
- Van Scoyoc pitched a gem in his start against #1 TCU, going 6.0 innings with four strikeouts and no earned runs allowed in his first career quality start.
- Van Scoyoc currently sits 10th in the Pac-12 with a 2.00 ERA, good for third among all Pac-12 freshmen hurlers.
- The lefty has been nigh impossible to steal a base off from this season, leading all Sun Devils with four caught stealings this season - a total good for third in the Pac-12 and first among all pitchers - to just one stolen base against.
- Van Scoyoc was selected in the 19th round of the MLB Draft by the Toronto Blue Jays but elected to attend ASU instead.
- He was rated the #1 LHP and #1 overall player in Iowa and the #8 overall LHP in the nation.

Baseball's in Their Blood

- There are eight Sun Devils on the 2017 squad who have a history of baseball in their family: Ryan Hingst (father, David, UT El Paso), Andrew Snow (cousin, Dustin Pedroia, Boston Red Sox), Garvin Alston Jr. (father, Garvin, MiLB), Eli Lingos (brother, Angelos, UC Riverside), Jackson Willeford (brother, Guy, Palomar JC; brother, Alex, Palomar JC/SDSU), Hunter Bishop (brother, Braden, Seattle Mariners),

Fitz Stadler (Brothers Sullivan and Walker, Indiana), Carter Aldrete (father, Rich, MiLB; uncle, Mike, New York Yankees).

Keeping It Interesting

- The Devils had a knack for success in close games last season and that continued this season
- Since 2016, the Devils are 7-1 in extra-inning games (1-0 in 2017), with six walk-off wins (two this season) and are 15-2 (3-1 this year) in one-run games including 5-1 in Pac-12 play. ASU has driven in the game-winning run in the eighth inning or later 13 times (three times this year).
- Arizona State has notched nine wins since 2016 when trailing after six innings (three times this season).

#OccupyPHXMuni

- ASU drew more than 78,000 fans last season, finishing in the top 30 nationally in total attendance and attendance per game.
- ASU ranked 13th in total attendance and was the only school west of Texas to draw more than 100,000 fans in 2015, and ranked 18th in average attendance with 3,082 fans per game. ASU's 107,010 fans were the program's most since 2010 and ranked as the fourth-highest regular-season attendance since 1988.
- ASU moved back to Phoenix Municipal Stadium in 2015 after playing 40 seasons at Packard Stadium from 1974-2014, winning their first contest in the team's on a walk-off home run in extra inning against No. 5 Oklahoma State on Feb. 13, 2015.
- The Devils played 137 games at Muni from 1964-74, and went 111-26 at the stadium, including 17-6 against Arizona. ASU's first game at Muni was April 10, 1964, and was a 5-3 win over Arizona. ASU's last game at Muni was March 18, 1974, and was 9-6 win over Colorado. ASU won District 7 titles in 1965 and 1967 at Muni before going on to win National Championships in Omaha.
- Former Sun Devil and eventual Major League Baseball Hall of Famer Reggie Jackson was the first college player to hit a home run at Muni.

Erives On Fire

- Sun Devil Baseball senior RHP Eder Erives has been named to the preseason watch list for the National Collegiate Baseball Writers Association Stopper of the Year Award, given to the top relief pitcher in NCAA Division I baseball, members of the association announced Monday.
- Erives is the first Sun Devil to be named to the preseason watch list for the award since Ryan Burr in 2014.
- Erives, a Pac-12 All-Conference Honorable Mention in 2016, notched a 6-2 record with a 2.95 ERA last season. His 10 saves trailed only Oregon State's Max Englebrekt, whose 11 saves top the list of returning relievers in the Pac-12.
- Last season, Erives struck out 73 batters and walked 36 in 76.1 innings. The 76.1 innings pitched rank fourth among the 55 players named to the watch list while his 73 strikeouts are good for seventh. Erives held opponent batting average to .192, a career-low for the right-handed pitcher. He made 23 appearances with three starts and finished fourth in the conference in saves.
- Erives holds a 3.00 career ERA and a 9-4 record overall with 61 total appearances, three starts and 11 saves over 129 innings.

2017 Sun Devil Baseball

GAME NOTES/TROPHY CASE

HOME RUN TRACKER

Player	Gm #	Date	Opponent	On Base	Inning	Outs	Count	Score	Final
Williams, T.	4-Feb. 21		Oklahoma State	0	7	0	3-1	0-11	L, 4-18
Aldrete, C.	4-Feb. 21		Oklahoma State	0	8	0	1-0	1-13	L, 4-18
Williams, T.	5-Feb. 24		@ #1 TCU	0	5	0	2-1	0-1	W, 13-9
Aldrete, C.	11-Mar. 5		LMU	0	2	0	3-1	1-0	L, 5-8
Shaps, A.	11-Mar. 5		LMU	0	5	1	1-0	2-6	L, 5-8
Bishop, H.	14-Mar. 10		LBSU	0	5	1	0-0	0-5	W, 7-6
Shaps, A.	14-Mar. 10		LBSU	1	9	2	0-0	4-6	W, 7-6
Cerbo, Z.	15-Mar. 11		LBSU	1	2	2	0-1	1-2	W, 9-4
Lillard, R.	16-Mar. 12		LBSU	0	8	0	0-0	7-5	W, 8-5

GAME-WINNING RBIs (RBI Responsible for Winning Run in Final Score)

Player	Gm #	Date	Opponent	Season #	Inning	Outs	Count	Result	Final
Lin, L.	1-Feb. 17		Northwestern	1	B4	2	0-2	2 RBI 2B	W, 3-1
Zawada, S.	2-Feb. 17		Northwestern	1	B9	2	0-0	1 RBI 1B	W, 4-3
McCuin	3-Feb. 19		Northwestern	1	B8	1	0-0	2 RBI 2B	W, 6-2
Aldrete, C.	5-Feb. 24		@ #1 TCU	1	T9	1	1-2	2 RBI 2B	W, 13-9
Lillard, R.	8-Feb. 28		New Mexico State	1	B5	1	3-2	RBI SF	W, 12-5
Shaps, A.	9-Mar. 3		LMU	1	B6	1	0-1	RBI 1B	W, 2-1
Willeford, J.	15-Mar. 11		LBSU	1	B7	1	0-1	RBI 1B	W, 9-4
Willeford, J.	16-Mar. 12		LBSU	2	B3	1	1-1	RBI 2B	W, 8-5

SERIES STATS

Hitting	W-L	Avg.	R	H	2B	3B	HR	RBI	BB	SO
Northwestern	3-0	.301	13	31	8	1	0	13	8	20
TCU	1-2	.282	19	31	2	0	1	17	14	31
LMU	1-2	.238	9	24	4	2	2	8	4	22
CSUF	0-2	.246	8	17	3	0	0	8	5	16
LBSU	3-0	.323	24	31	6	1	4	21	15	15

Pitching	W-L	ERA	H	R	ER	BB	SO	SV	SCORE
Northwestern	3-0	1.00	10	6	3	12	24	1	13-6
TCU	1-2	7.56	24	22	21	22	28	0	19-22
LMU	1-2	3.67	28	12	11	10	24	1	9-12
CSUF	0-2	9.00	29	23	18	12	15	0	8-23
LBSU	3-0	3.86	28	15	12	14	19	2	24-15

SAVES

No.	Date	Opponent	Pitcher (Save #)	IP (H, R-ER, BB, K)
1	2/17	Northwestern	Chaz Montoya (1)	0.2 (0, 0-0, 1, 2)
2	3/3	LMU	Reagan Todd (1)	0.2 (1, 0-0, 0, 0)
3	3/11	LBSU	Jake Godfrey (1)	1.1 (0, 0-0, 1, 1)
4	3/12	LBSU	Connor Higgins (1)	1.1 (2, 0-0, 0, 3)

QUALITY STARTS

No.	Date	Opponent	Pitcher (QS #)	IP (H, R-ER, BB, K)
1	2/17	Northwestern	Eli Lingos (1)	6.2 (3, 0-0, 0, 6)
2	2/24	@ #1 TCU	Eli Lingos (2)	6.0 (2, 2-2, 3, 8)
3	2/26	@ #1 TCU	Spencer Van Scoyoc	6.0 (2, 1-0, 5, 4)
4	3/3	LMU	Eli Lingos (3)	7.2 (5, 1-0, 0, 6)

2017 TROPHY CASE

Top Prospects (Perfect Game)

Andrew Shaps No. 20 (2017)
Connor Higgins No. 12 (2018)
Fitz Stadler No. 11 (2019)
Hunter Bishop No. 4 (2020)

MLB Draft Prospect (Perfect Game)

Hunter Bishop No. 28 (2019)
Connor Higgins No. 35 (2018)

Top Prospects - Pac-12 (D1Baseball.com)

Andrew Shaps No. 23 (2017)
Connor Higgins No. 33 (2017)
Gage Canning No. 19 (2018)
Tyler Williams No. 29 (2018)
Fitz Stadler No. 40 (2018)

Impact Freshman - Pac-12 (D1Baseball.com)

Hunter Bishop No. 8
Sam Ferri No. 9
Spencer Van Scoyoc No. 26
Chaz Montoya No. 30
Zane Strand No. 35
Lyle Lin No. 37

Top 10 Newcomers - Pac-12 (Baseball Amer.)

Hunter Bishop No. 3

NCBWA Stopper of the Year Watch List

Eder Erives

Johnny Bench Award Watch List

Sam Ferri

2016 TROPHY CASE

Collegiate Baseball Louisville Slugger All-America

Seth Martinez, Second Team
David Green, Third Team
Colby Woodmansee, Third Team

Pac-12 All-Academic

Eli Lingos, First Team
Chris Beall, Second Team
Ryan Hingst, Second Team
Jordan Aboites, HM
Hever Bueno, HM
Grant Schneider, HM
Brian Serven, HM
Reagan Todd, HM
Colby Woodmansee, HM

Pac-12 All-Conference

David Greer
Seth Martinez
Brian Serven
Colby Woodmansee
Gage Canning, HM
Eder Erives, HM
Andrew Shaps, HM
Jordan Aboites, HM
Jordan Aboites, All-Defense

Fort Worth All-Region

Andrew Shaps

COLLEGIATE BASEBALL MAGAZINE TOP 25

Rank	Team	Prev.
1	Oregon St. (14-1)	3
2	Louisville (15-0)	5
3	Texas Christian (12-3)	1
4	Texas Tech. (14-3)	12
5	Arizona (13-2)	4
6	Florida St. (13-3)	8
7	Louisiana St. (12-4)	6
8	Florida (12-5)	2
9	St. John's (12-2)	9
10	Baylor (14-2)	10
11	Texas A&M (14-3)	11
12	Oklahoma (17-2)	13
13	North Carolina (12-4)	14
14	Clemson (12-3)	15
15	Virginia (13-3)	7
16	South Carolina (11-5)	18
17	Michigan (12-3)	19
18	East Carolina (12-4)	20
19	Vanderbilt (11-6)	21
20	Stanford (11-5)	17
21	Cal. St. Fullerton (9-5)	22
22	Florida Gulf Coast (14-3)	24
23	Missouri (15-1)	26
24	Tennessee (11-2)	25
25	U.C. Irvine (9-5)	-

D1 BASEBALL TOP 25

Rank	Team	Prev.
1	Florida State	3
2	Oregon State	4
3	TCU	1
4	Louisville	5
5	Florida	2
6	Texas Tech	6
7	LSU	7
8	South Carolina	8
9	Arizona	9
10	Cal State Fullerton	11
11	North Carolina	13
12	Stanford	12
13	Clemson	14
14	Virginia	10
15	UL Lafayette	15
16	Ole Miss	16
17	Texas A&M	17
18	East Carolina	18
19	St. John's	19
20	Baylor	22
21	Michigan	24
22	Florida Gulf Coast	NR
23	Coastal Carolina	21
24	Vanderbilt	25
25	San Diego	NR

USA TODAY COACHES' TOP 25

Rank	Team	Prev.
1	Louisville (12)	5
2	Oregon State (5)	4
3	Florida State (5)	3
4	TCU (7)	1
5	Florida (1)	2
6	Texas Tech	9
7	LSU	7
8	Arizona	6
9	North Carolina	10
10	Clemson	11
11	Virginia	8
12	South Carolina	13
13	Texas A&M	12
14	Baylor	15
15	Cal State Fullerton	17
16	St. John's	16
17	East Carolina	17
18	Stanford	14
19	Mississippi	20
20	Louisiana	21
21	Oklahoma	19
22	Michigan	NR
23	Vanderbilt	24
24	Louisiana Tech	24
25	Missouri	NR

BASEBALL AMERICA TOP 25

Rank	Team	Prev.
1	Louisville	4
2	Florida State	2
3	TCU	1
4	Oregon State	5
5	Florida	3
6	LSU	6
7	Cal State Fullerton	7
8	East Carolina	8
9	Clemson	9
10	South Carolina	10
11	Texas Tech	14
12	Arizona	11
13	North Carolina	17
14	Louisiana	15
15	Virginia	13
16	Baylor	24
17	Stanford	16
18	Mississippi	21
19	St. John's	22
20	Coastal Carolina	18
21	Florida Gulf Coast	NR
22	Texas A&M	25
23	Oklahoma State	23
24	Michigan	NR
25	Washington	12

NCBWA TOP 25

Rank	Team	Points
1	Louisville	4
2	Oregon State	5
3	TCU	1
4	Florida State	3
5	Florida	2
6	Arizona	6
7	LSU	7
8	Texas Tech	9
9	South Carolina	8
10	Baylor	23
11	Clemson	10
12	Cal State Fullerton	14
13	North Carolina	15
14	Texas A&M	12
15	Virginia	11
16	Stanford	13
17	St John s	20
18	East Carolina	19
19	Louisiana	17
20	Oklahoma	29
21	Coastal Carolina	21
22	Michigan	-
23	Louisiana Tech	25
24	Florida Gulf Coast	-
25	San Diego	-

IN THE RANKINGS

Week	BA	CB	WA	D1	USA
PRE	NR	25	35	NR	NR
1	NR	19	NR	NR	-
2	NR	27	NR	NR	-
3	NR	NR	NR	NR	NR
4	NR	NR	NR	NR	NR

BA: Baseball America

CB: Collegiate Baseball

WA: National Collegiate Baseball Writer's Association

D1: D1Baseball.com

USA: USA Today Coaches Poll

2017 Sun Devil Baseball

#SUNDEVILPRIDE

Regular Season Success (entering 2017 season)

- ASU has the highest winning percentage among all Pac-12 schools and the fourth-highest winning percentage among all NCAA schools at .708 (2,524-1,037-4) behind Texas (.728), Florida State (.729) and Miami (FL) (.710). ASU only includes its modern era (1959-present) in its record books, while the NCAA record book goes back to 1907.
- ASU's 2,524 wins in the modern era are tied for 23rd among all NCAA schools, but its 58 seasons are 11 fewer than the next closest team in the top 25 (Florida State at 69). 21 of those top 25 teams have over 100 years to their credit.
- ASU has finished the season nationally ranked in 45 seasons, including 27 times in the top 10, 22 in the top 5 and five No. 1
- ASU has notched 54 consecutive 30-win seasons, which is the most in the NCAA, and have won at least 30 games in 56 of the program's 58-year history in the modern era. The streak started with the 1963 season when ASU went 34-13. Florida State is second with 51 consecutive.
- ASU has 30 40-win seasons, 18 50-win seasons and four 60-win seasons

Postseason Success

- 39 NCAA postseason appearances, sixth most in NCAA history, 32 NCAA Regional appearances and 19 Regional titles
- 22 CWS appearances are third in NCAA history (Texas, Miami (FL))
- 61 CWS wins are both the third-most in NCAA history (Texas, USC)
- 10 CWS final appearances, third most in NCAA history behind USC and Texas (five National Championships, five runner-ups)

Pacing The Pac-12 In All-Conference Selections

ASU leads the Pac-12 with 34 First Team All-Conference selections since 2010

A Tradition Of USA Collegiate Baseball

ASU has had 19 players on the USA Baseball Collegiate National Team since 1984, which is the fifth most among all NCAA schools behind Stanford (29), Cal State Fullerton (21), Miami (21) and Georgia Tech (20). A Sun Devil has been represented on the Collegiate National Team in 14 different seasons, which is fourth most behind Stanford (21), Cal State Fullerton (18) and Miami (17). Sun Devils Ryan Burr and Dustin Pedroia are the only two Devils to make the team in two separate seasons.

Alone At The Top

ASU's 11 College Baseball Hall of Famers are the most from any single school in college baseball.

ASU's National College Baseball Hall of Famers

Joe Arnold (ASU: 1968; HOF: 2015)
Sal Bando (ASU: 194-65 HOF: 2013)
Eddie Bane (ASU: 1971-73; HOF: 2008)
Floyd Bannister (ASU: 1974-76; HOF: 2008)
Alan Bannister (ASU: 1970-72; HOF: 2010)
Jim Brock (ASU: 1972-94; HOF: 2007)
Bob Horner (ASU: 1976-78; HOF: 2006)
Mike Kelly (ASU: 1989-91; HOF 2015)
Oddibe McDowell (ASU: 1983-84; HOF: 2011)
Rick Monday (ASU: 1965; HOF: 2016)
Bobby Winkles (ASU: 1959-71; HOF: 2006)

National College Baseball Hall of Famers by School

Arizona State - 11
Texas - 10
Wichita State - 5
Louisiana State - 4
Miami - 4
Michigan - 4
Oklahoma State - 4
USC - 4

Success Against The Pac-12 Since 2000

- ASU is 15-2 in series' against Washington State with 5 sweeps (losing series in '10 and '13)
- ASU is 12-5 in series' against UCLA with 3 sweeps
- ASU is 11-6 in series' against USC with 3 sweeps
- ASU is 12-5 in series' against Cal with 5 sweeps
- ASU is 11-6 in series' against Washington with 5 sweeps
- ASU is 12-5 in series' (with 2 sweeps) against UA
- ASU is 10-7 in series' (with 4 sweeps) against Oregon State
- ASU is 7-1 in series' (with 2 sweeps) against Oregon
- ASU is 4-1 in series' (three sweeps) against Utah

The only school in the league with an advantage over ASU since 2000 is Stanford. The Devils are 8-9 in series vs. the Cardinal in that span (ASU: 5 sweeps / Stanford: 1)

ASU has played 149 Pac-10/12 conference series since 2000 and has won or swept 102 of those series (including 37 sweeps), which equates to 69 percent. Conversely, ASU has only been swept 4 times in that span (by Oregon State in '11 and '16, and by Stanford and Oregon in '12).

All-Time Records*

All-time record: 2,533-1,044-4
All-time conference: 831-488
Ranked opponents (Since 2010): 71-62
24 wins over top-10 teams, including two road series wins over top-5 teams
Season openers: 46-12-1
Doubleheaders: 490-143
Conference openers: 29-25 all-time
(1-4 in Pac-12, 17-14 in Pac-10 10-7 in WAC)
Postseason: 169-78
Regionals/Supers: 84-30/11-7
College World Series: 61-38

**44 victories, Pac-10 championship, postseason appearance and College World Series berth in 2007 later vacated due to NCAA sanctions. Records do not reflect vacations.*

Feeling the Draft

12 members of the 2017 squad have had their name called during the MLB draft, including five who were selected out of high school in the 2016 draft.

Player	Round	Team	Year
Jackson Willeford	12th	Royals	2012
Ryan Lillard	30th	Royals	2014
Jake Godfrey	21st	Braves	2014
Taylor Lane	40th	Brewers	2014
Tyler Williams	26th	Twins	2015
Fitz Stadler	32nd	Cubs	2015
Garvin Alston Jr.	37th	White Sox	2015
Lyle Lin	16th	Mariners	2016
Spencer Van Scoyoc	19th	Blue Jays	2016
Hunter Bishop	24th	Padres	2016
Carter Aldrete	37th	Red Sox	2016
Sam Ferri	38th	Yankees	2016

MLB Devils: Spring Training Edition

A total of 17 Sun Devils will take part in Major League Baseball Spring Training this March, including 9 in the Grapefruit League and 8 in the Cactus League.

Jake Barrett -- Arizona Diamondbacks, RHP
 Tuffy Gosewisch -- Seattle Mariners, C
 Dustin Pedroia -- Boston Red Sox, INF
 Deven Marrero -- Boston Red Sox, INF
 Jason Kipnis -- Cleveland Indians, INF
 Ian Kinsler -- Detroit Tigers, INF
 Andrew Romine, Detroit Tigers, INF
 Brady Rodgers, Houston Astros, RHP
 Andrew Aplin, Houston Astros, OF
 Kole Calhoun -- Los Angeles Angels of Anaheim, OF
 Andre Ethier -- Los Angeles Dodgers, OF
 Austin Barnes, Los Angeles Dodgers, C
 Eric Sogard, Milwaukee Brewers, INF
 Xorge Carrillo -- New York Mets, C
 Trevor Williams, Pittsburgh Pirates, RHP
 Mike Leake -- St. Louis Cardinals, RHP
 Tony Barnette -- Texas Rangers, RHP

From One Big Screen to the Next

Four Sun Devils for Life will represent their countries in the 2017 World Baseball Classic, including **Xorge Carrillo** (2010-11) playing for his home country, Mexico; **Drew Maggi** (2009) representing team Italy; **Ike Davis** (2006-07) taking the field for team Israel; and **Ian Kinsler** (2002) donning red, white and blue for team USA.

Today's Devils Are Tomorrow's Major Leaguers

- Most players taken in the MLB Draft since 2010 (55)
- ASU's 108 Major Leaguers since 1959 are the most in the nation
- The first-ever player drafted by the MLB was Sun Devil alum Rick Monday
- ASU is the only school at any level to have multiple No. 1 overall picks in June MLB Draft history
- Most unique first round players taken in the June MLB Draft with 20 - (excludes compensation picks and re-draftees)
- Most players drafted in a single year (15 in 2008)
- 414 MLB Draft Picks, more than any other school in the country.

Movin' On Up

As has become commonplace at Arizona State, five Sun Devils heard their names called in the MLB Draft following the 2016 season. The Sun Devils have had five or more players drafted in 46 of the 52 MLB Drafts held since 1956 and five or more players have gotten the call in 13 of the last 14 seasons.

2016 Sun Devil MLB Draftees

Brian Serven, 5th round, Rockies
 Colby Woodmansee, 10th round, Mets
 Hever Bueno, 9th round, Rangers
 David Greer, 10th round, Mariners
 Seth Martinez, 17th round, Athletics

Keeping the Tradition Alive

- Four Sun Devils made their debuts in the MLB during the 2016 season, bringing ASU's total to 108 all-time - the most among all NCAA schools since 1959. Jake Barrett (Diamondbacks) and Tony Barnette (Rangers) each saw their first Big League action in the opening month of the MLB season last year while Brady Rodgers (Astros) and Trevor Williams (Pirates) bookended things, appearing in the final month of the season.
- The Sun Devils have now had at least one major league player on their varsity roster each year from 1961 through 2013, which is the longest current streak in the nation. Thirty-three ASU baseball players have made their MLB debuts since 2002.

2016 Sun Devil MLB Debuts

Jake Barrett - Diamondbacks - April 5, 2016
 Tony Barnette - Rangers - April 6, 2016
 Brady Rodgers - Astros - Sept. 3, 2016
 Trevor Williams - Pirates - Sept. 8 2016

#MLBU

2017 Sun Devil Baseball

ROSTER

PITCHERS (18)

No.	Name	YR	B/T	HT	WT	Hometown (High School/Last School)
32	Garvin Alston, Jr.	So.	L/L	6'4"	190	Phoenix, Ariz. (Mountain Pointe)
6	Zach Dixon	So.	L/L	6'0"	184	Las Vegas, Nev. (Centennial)
7	Eder Erives	Sr.	R/R	6'0"	165	El Paso, Texas (Montwood)
14	Jake Godfrey	Jr.	R/R	6'3"	230	New Lenox, Ill. (Providence Catholic/LSU/NW Florida St.)
11	Connor Higgins	So.	R/L	6'5"	240	Orefield, Pa. (Parkland)
17	Ryan Hingst	Jr.	R/R	6'4"	191	El Paso, Texas (Franklin)
26	Chris Isbell	So.	R/R	6'0"	195	Scottsdale, Ariz. (Horizon)
45	Sean Keating	Fr.	L/L	6'3"	205	Salt Lake City, Utah (Bingham)
15	Eli Lingos	Jr.	L/L	6'0"	200	Temecula, Calif. (Great Oak)
8	Alec Marsh	Fr.	R/R	6'2"	215	Milwaukee, Wis. (Ronald Reagan)
3	Chaz Montoya	Fr.	L/L	6'0"	160	Glendale, Ariz. (Centennial)
39	James Ryan	So.	R/R	6'2"	185	Huntington Beach, Calif. (Marina)
29	Grant Schneider	Jr.	R/R	6'3"	210	Austin, Texas (Lake Travis)
22	Fitz Stadler	So.	R/R	6'9"	235	Glenbrook, Ill. (Glenbrook South)
48	Zane Strand	Fr.	R/R	6'5"	220	Chandler, Ariz. (Hamilton)
18	Reagan Todd	R-So.	L/L	6'3"	220	Centennial, Colo. (Regis Jesuit)
44	Spencer Van Scoyoc	Fr.	L/L	6'4"	205	Cedar Rapids, Iowa (Jefferson)
38	Tanner West	Fr.	L/L	6'2"	194	Albuquerque, N.M. (Volcano Vista)

CATCHERS (4)

30	Zach Cerbo	Sr.	R/R	5'10"	190	Montville, N.J. (Bergen Catholic)
40	Nick Cheema	Fr.	R/R	5'11"	200	Weatherford, Texas (Aledo)
9	Sam Ferri	Fr.	R/R	5'11"	190	Norridge, Ill. (Notre Dame College Prep)
27	Lyle Lin	Fr.	R/R	6'1"	200	Taipei, Taiwan (JSerra Catholic)

INFELDERS (5)

21	Carter Aldrete	Fr.	R/R	6'2"	200	Monterey, Calif. (Monterey)
47	Taylor Lane	Jr.	R/R	6'4"	205	Chesapeake, Va. (IMG/Florida/NW Florida St.)
10	Jeremy McCuin	So.	S/R	6'1"	192	Gilbert, Ariz. (Perry)
4	Andrew Snow	Jr.	R/R	6'1"	185	Woodland, Calif. (Jesuit)
19	Jackson Willeford	R-Sr.	L/R	5'9"	185	Ramona, Calif. (Ramona/UA/Cypress)

OUTFIELDERS (6)

24	Hunter Bishop	Fr.	L/R	6'5"	210	Palo Alto, Calif. (Serra)
12	Gage Canning	So.	L/R	5'11"	178	Ramona, Calif. (Ramona)
37	Myles Denson	Fr.	R/R	6'2"	180	Las Vegas, Nev. (Bishop Gorman)
5	Ryan Lillard	Jr.	L/R	6'1"	200	Urbandale, Iowa (Urbandale)
16	Andrew Shaps	Jr.	L/L	6'1"	195	Paradise Valley, Ariz. (Chaparral)
25	Tyler Williams	So.	R/R	6'3"	225	Peoria, Ariz. (Raymond S. Kellis)

- 13** **Head Coach:** Tracy Smith
2 **Assistant Coach/Recruiting Coordinator:** Ben Greenspan
31 **Assistant Coach:** Fred Nori
23 **Volunteer Assistant Coach:** Michael Earley
 Director of Operations: Brendan Cunningham
 Sports Medicine/Rehabilitation: Jesse Lowman
 Strength and Conditioning: Jason Robbins

NUMERICAL

3	Chaz Montoya	6-0	160	L/L	LHP	Fr.	Glendale, Ariz. (Centennial)
4	Andrew Snow	6-1	185	R/R	INF	Jr.	Woodland, Calif. (Jesuit)
5	Ryan Lillard	6-1	200	L/R	OF/INF	Jr.	Urbandale, Iowa (Urbandale)
6	Zach Dixon	6-0	184	L/L	LHP	So.	Las Vegas, Nev. (Centennial)
7	Eder Erives	6-0	165	R/R	RHP	Sr.	El Paso, Texas (Montwood)
8	Alec Marsh	6-2	215	R/R	RHP	Fr.	Milwaukee, Wis. (Ronald Reagan)
9	Sam Ferri	5-11	190	R/R	C	Fr.	Norridge, Ill. (Notre Dame College Prep)
10	Jeremy McQuin	6-1	192	S/R	IF	So.	Gilbert, Ariz. (Perry)
11	Connor Higgins	6-5	240	R/L	LHP	So.	Orefield, Pa. (Parkland)
12	Gage Canning	5-11	178	L/R	OF	So.	Ramona, Calif. (Ramona)
14	Jake Godfrey	6-3	230	R/R	RHP	Jr.	New Lenox, Ill. (Providence Catholic/LSU/NW Florida St.)
15	Eli Lingos	6-0	200	L/L	LHP	Jr.	Temecula, Calif. (Great Oak)
16	Andrew Shaps	6-1	195	L/L	OF	Jr.	Paradise Valley, Ariz. (Chaparral)
17	Ryan Hingst	6-4	200	R/R	RHP	Jr.	El Paso, Texas (Franklin)
18	Reagan Todd	6-3	220	L/L	LHP/INF	R-So.	Centennial, Colo. (Regis Jesuit)
19	Jackson Willeford	5-9	185	L/R	INF	R-Sr.	Ramona, Calif. (Ramona/UA/Cypress)
21	Carter Aldrete	6-2	200	R/R	INF	Fr.	Monterey, Calif. (Monterey)
22	Fitz Stadler	6-9	235	R/R	RHP	So.	Glenview, Ill. (Glenbrook South)
24	Hunter Bishop	6-5	210	L/R	OF	Fr.	Palo Alto, Calif. (Serra)
25	Tyler Williams	6-3	225	R/R	OF	So.	Peoria, Ariz. (Raymond S. Kellis)
26	Chris Isbell	6-0	195	R/R	RHP	So.	Scottsdale, Ariz. (Horizon)
27	Lyle Lin	6-1	200	R/R	C/INF	Fr.	Taipei, Taiwan (JSerra Catholic)
29	Grant Schneider	6-3	210	R/R	RHP	Jr.	Austin, Texas (Lake Travis)
30	Zach Cerbo	5-10	190	R/R	C	Sr.	Montville, N.J. (Bergen Catholic)
32	Garvin Alston Jr.	6-4	190	L/L	LHP	So.	Phoenix, Ariz. (Mountain Pointe)
37	Myles Denson	6-2	180	R/R	OF	Fr.	Las Vegas, Nev. (Bishop Gorman)
38	Tanner West	6-2	194	L/L	LHP	Fr.	Albuquerque, N.M. (Volcano Vista)
39	James Ryan	6-2	185	R/R	RHP	So.	Huntington Beach, Calif. (Marina)
40	Nick Cheema	5-11	200	R/R	C	Fr.	Weatherford, Texas (Aledo)
44	Spencer Van Scoyoc	6-4	205	L/L	LHP/INF	Fr.	Cedar Rapids, Iowa (Jefferson)
45	Sean Keating	6-3	205	L/L	LHP	Fr.	Salt Lake City, Utah (Bingham)
47	Taylor Lane	6-4	205	R/R	INF	Jr.	Chesapeake, Va. (IMG/Florida/NW Florida St.)
48	Zane Strand	6-5	220	R/R	RHP	Fr.	Chandler, Ariz. (Hamilton))

PRO-NUN-SEE-AY-SHUNS

Carter Aldrete - AL-dreh-tee
 Garvin Alston Jr. - GAR (like Garfield)-vin ALL (like ALL of the above)-stun
 Zach Cerbo - ser-BO
 Nick Cheema - CHEE-muh
 Eder Erives - eh-DER eh-REE-vez
 Sam Ferri - FAIR-ee
 Ryan Hingst - HEENGst
 Chris Isbell - IZ-bell
 Eli Lingos - leen-GOES
 Jeremy McQuin - mic-CUE-in
 Grant Schneider - SHNEYE-der
 Reagan Todd - RAY-gan
 Spencer Van Scoyoc - Van SCOY
 Sebastian Zawada - zuh-WAH-duh

ALPHABETICAL

No.	Name	Pos.
21	Carter Aldrete	INF
32	Garvin Alston Jr.	LHP
24	Hunter Bishop	OF
12	Gage Canning	OF
30	Zach Cerbo	C
40	Nick Cheema	C
37	Myles Denson	OF
6	Zach Dixon	LHP
7	Eder Erives	RHP
9	Sam Ferri	C
14	Jake Godfrey	RHP
11	Connor Higgins	LHP
17	Ryan Hingst	RHP
26	Chris Isbell	RHP
45	Sean Keating	LHP
47	Taylor Lane	INF
5	Ryan Lillard	INF
27	Lyle Lin	C
15	Eli Lingos	LHP
8	Alec Marsh	RHP
10	Jeremy McQuin	IF
3	Chaz Montoya	LHP
39	James Ryan	RHP
29	Grant Schneider	RHP
16	Andrew Shaps	OF
4	Andrew Snow	INF
22	Fitz Stadler	RHP
48	Zane Strand	RHP
18	Reagan Todd	LHP/INF
44	Spencer Van Scoyoc	LHP/INF
38	Tanner West	LHP
19	Jackson Willeford	INF
25	Tyler Williams	OF

BY POSITION

Catchers	4
Pitchers	18
Infielders	7
Outfielders	6

*Players with multiple position included

BY CLASS

Seniors	3
Juniors	8
Sophomores	10
Freshmen	12

BATTING

Lefties	7
Righties	9
Switch	1

PITCHING

Righties	9
Lefties	9

2017 Sun Devil Baseball

LAST TIME

Hitting Categories

Hit a grand slam.....	Brian Serven, May 4, 2014 at Oklahoma State (L, 14-12)
Hit a walkoff HR.....	Colby Woodmansee, February 13, 2015 vs. Oklahoma State (solo shot in 10th inning)
Led off the game with a HR.....	Kasey Coffman, March 3, 2013 vs. Gonzaga (T, 6-6)
Hit for the cycle.....	Travis Buck, March 7, 2003 vs. Southern Utah (W, 19-0)
Hit for the cycle to open the game.....	April 27, 2003 vs. Washington State (HR/2B/1B/3B)
Hit back-to-back HRs.....	Colby Woodmansee and Joey Bielek, May 22, 2015 at USC (1st inning, one-out)
Hit back-to-back-to-back HRs.....	Max Rossiter (3-run), RJ Ybarra and Trevor Allen, May 5, 2013 vs. Stan.
Hit two HR in one game.....	Sebastian Zawada, March 6, 2016 vs. Eastern Michigan (W, 8-1)
Hit three HRs in one game.....	Joey DeMichele, May 1, 2011 vs. Stanford (TIES ASU RECORD)
Had five hits in one game.....	Johnny Sewald, May 9, 2015 vs. UCLA (went 5-for-7)
Had six hits in one game.....	Travis Buck, March 13, 2005 vs. Western Illinois (went 6-for-8, 3 RBI)
Had seven hits in one game.....	Jerry Mantlo, February 6, 1972 vs. Michigan
Had three doubles in one game.....	Jake Peevyhouse, March 29, 2014 at No. 15 UCLA
Had four doubles in one game.....	Travis Buck, February 28, 2004 vs. Connecticut (W, 16-5)
Hit two triples in one game.....	Joey DeMichele, May 6, 2011 vs. Long Beach State
Had seven RBI in one game.....	Andy Workman, May 8, 2011 vs. Long Beach State (W, 17-9)
Had eight RBI in one game.....	Kiel Roling, March 17, 2007 vs. Maine
Had nine RBI in one game.....	Jeremy West, April 27, 2003 vs. Washington State
Stole four bases in one game.....	Drew Maggi, April 10, 2010 at Washington St. (TIES ASU RECORD)
Stole home.....	Colby Woodmansee, March 6, 2016 vs. Eastern Michigan (W, 8-1)
Struck out four or more times in one game.....	Gage Canning, March 25, 2016 vs. Utah (4K's in W, 5-0)
Hitter stranded six runners on base.....	Jordan Aboites (6), February 23, 2016 vs. Nevada (L, 11-5)
Recorded 13 total bases.....	Jeremy West (14), April 27, 2003 vs. Washington State (3 HR, 2 1B)
Had an inside the park home run.....	Trevor Allen, March 1, 2012 vs. St. Louis
Scored five runs in one game.....	Kiel Roling, February 4, 2007 vs. Southern Utah (5 R)
Was hit by a pitch two or more times.....	Daniel Williams, February 20, 2016 vs. Xavier (2x in W, 8-2)
Opponent hit two HRs in one game.....	D.J. Peterson (New Mexico), April 9, 2012 at New Mexico (L, 15-6)
Opponent hit a walkoff HR.....	Kevin Williams (UCLA), March 16, 2012 at Jackie Robinson Stadium (Solo HR in 9th inning)
Opponent hit a leadoff HR.....	Andy Lentz (Washington), May 17, 2008 at Packard Stadium (off Josh Satow)

Pitching Categories

Threw a no-hitter.....	Ryan Hingst, March 25, 2016 vs. Utah, (W, 5-0)
Threw a perfect game.....	Eddie Bane, March 2, 1973, vs. Cal State Northridge (W, 9-0)
Threw a one-hitter.....	Brian Flores, May 20, 2007 at Oregon State (W, 8-1)
Threw a two-hitter.....	Will Waldrip, Jan. 23, 1999 vs. Hawaii-Hilo (W, 3-0)
Were no-hit.....	Phil Keller, March 23, 1970 vs. Stanford (L, 1-0)
Were one-hit.....	Sean Silva/Brent Wheatley, April 12, 2013 vs. USC (L, 5-0)
Threw a complete game.....	Ryan Hingst, March 25, 2016 vs. Utah (W, 5-0)
Threw a complete game shutout.....	Ryan Hingst, March 25, 2016 vs. Utah (W, 5-0)
Threw back-to-back complete games.....	Trevor Williams, 3/1/13 vs. Pacific (W, 8-1) and 3/9 vs. Long Beach State (W, 4-0)
Threw back-to-back complete game shutouts.....	Brady Rodgers/Kramer Champlin, May 20 and 21, 2011 at Washington
Had an opposing pitcher throw a complete game.....	Tyler Davis, April 18, 2015 at Washington (W, 4-3)
Shut out an opponent (one or more pitchers).....	March 25, 2016 vs. Utah (5-0 W)
Were shutout.....	May 15, 2015 vs. Washington State (WSU 1, ASU 0 (10))
Struck out 10 or more batters in a game.....	Seth Martinez (11), March 12, 2016, vs. UC Davis (8.0 IP)
Struck out 15 or more batters in a game.....	Mike Leake (15), May 30, 2009 vs. Oral Roberts (CG, 4-1 Win in Tempe Regional)
Had an opposing pitcher strike out 10 or more Sun Devils.....	Chris Mathewson (12), Feb. 26, 2016 (L, 5-2)
Did not walk a batter.....	Ryan Kellogg, May 14, 2015 vs. Washington State (W, 5-0)
Recorded 10 wins in a season.....	Ryan Kellogg, 11-1 (2013)
Hit three batters in a game.....	Brett Lilek (3), April 4, 2015 at Utah (W, 6-5)

Fielding Categories

Had no errors in one game.....	Feb. 25, 2017 at #1 TCU
Committed three or more errors in one game.....	Andrew Snow (3), Feb. 17, 2017 vs. Northwestern
Had 16 or more putouts in one game.....	Zach Wilson (20), First Base, April 21, 2011 at Cal
Had 20 or more put outs in one game.....	Zach Wilson (20), First Base, April 21, 2011 at Cal
Had eight or more assists in one game.....	Jeremy McQuin (8), Shortstop, Feb. 17, 2017 vs. Northwestern
Caught and pitched in the same inning.....	Jordan Swagerty, March 17, 2010 vs. USC (2x in 2010)
Turned five double plays in one game.....	5, April 25, 2010, vs. Washington (TIES ASU RECORD)
Turned a triple play.....	Eric Sogard (2B), Brett Wallace (1B) and Andrew Romine SS, February 27, 2007 at Arizona

Scoring and Misc. Categories

Recorded 20+ hits.....	23, April 28, 2010 vs. San Francisco (W, 21-3)
Recorded 20+ hits in back-to-back games.....	22 and 22, February 3-4, 2007 vs. Southern Utah
Scored 20+ runs.....	21, April 28, 2010, vs. San Francisco (W, 21-3)
Scored 30+ runs.....	30, March 13, 2005 vs. Western Illinois (W, 30-13 in Baton Rouge, La.)
Scored 10+ runs in one inning.....	11, April 26, 2015 vs. Tennessee Tech (W, 16-4)
Left 15+ runners on base in one game.....	15, March 5, 2016 vs. Eastern Michigan (W, 5-4 (11))
Surrendered a ninth inning lead.....	March 4, 2017 vs. LMU (led 2-1, lost 3-2)
Swept a three-game Pac-12 series.....	March 27-29, 2015 vs. Stanford (7-6, 6-3, 14-6)
Were swept in a Pac-12 series.....	March 18-20, 2016 at Oregon State (2-3, 2-12, 3-7)
Were swept in a Pac-12 series at home.....	vs. USC, March 27-29, 1997 at Packard Stadium (12-7, 15-4, 11-7)
Played in extra innings.....	10, March 10, 2017 vs. LBSU (W, 7-6)
Played in 14+ innings.....	14, March 9, 2016 at Cal State Fullerton (W, 2-1 W)
Played back-to-back extra inning games.....	March 9, 11 and 12, 2016, vs. Cal State Fullerton/UC Davis (14, 11 and 12 innings)
Played a game lasting 5+ hours.....	5 hours, 12 minutes, May 30, 2015 vs. Cal State Fullerton in Fullerton Regional (L, 3-2 (14)))

RECORD WHEN...

Leading After 6th	6-2
Tied After 6th	1-1
Trailing After 6th	2-4
Leading After 7th	6-1
Tied After 7th	1-0
Trailing After 7th	2-6
Leading After 8th	7-1
Tied After 8th	0-0
Trailing After 8th	2-6
Scoring First.....	1-5
Opponent Scores First.....	8-2
One-Run Games	3-1
Two-Run Games.....	1-0
Extra-Inning Games	1-0
Scoring 6+	6-0
Scoring < 6	3-7
Out-Hitting Opponents.....	6-1
Hit Totals Equal.....	0-2
Out-Hit by Opponents	3-4
Hit 1 HR.....	3-0
Hit 2+ HR.....	1-2
Playing Errorless Ball	1-2
Committing 1+ Error	8-5
Night Games.....	5-3
Day Games.....	4-4

A Look At the Pitching Staff (2017)

Arizona State Starters

Pitcher	Starts/QS	Pct.	PC/Start	IP/Start	ER Against/Start	Team Record
Eli Lingos	4/3	75%	393/98.25	26.1/6.2	7/1.75	4-0
Ryan Hingst	4/0	0%	262/65.5	13.0/3.1	8/2.0	2-2
Spencer Van Scoyoc	4/1	25%	332/83	18/4.2	4/1.0	2-2
Zach Dixon	2/0	0%	119/59.5	4.2/2.1	3/1.5	1-1
Jake Godfrey	1/0	0%	66/66.0	3.2/3.2	5/5.0	0-1
Fitz Stadler	1/0	0%	51/51.0	2.0/2.0	4/4.0	0-1

Arizona State Bullpen (Relief Appearances Only)

Reliever	Last App	IP	H	R	ER	BB	SO	SV
Reagan Todd	3/11 vs. LBSU	12.1	12	7	7	5	14	1
James Ryan	3/7 vs. CSUF	6.2	8	7	7	0	3	0
Fitz Stadler	3/12 vs. LBSU	11.0	6	3	3	1	5	0
Grant Schneider	3/8 vs. CSUF	8.0	17	11	9	4	8	0
Jake Godfrey	3/11 vs. LBSU	10.2	8	4	4	6	7	1
Chaz Montoya	3/12 vs. LBSU	9.0	13	9	9	7	12	2
Alec Marsh	3/7 vs. CSUF	1.2	3	0	0	1	1	0
Zane Strand	2/18 vs. Northwestern	0.2	0	1	1	1	1	0
Chris Isbell	2/20 vs. Oklahoma State	0.2	2	2	2	0	0	0
Eder Erives	3/10 vs. LBSU	2.2	3	4	2	5	3	0
Garvin Alston	3/7 vs. CSUF	2.1	3	4	4	2	4	0
Tanner West	3/12 vs. LBSU	4.2	4	3	2	5	4	0
Connor Higgins	3/12 vs. LBSU	2.2	8	4	4	2	5	1
Ryan Hingst	3/11 vs. LBSU	2.1	3	0	0	0	3	0

2017 Sun Devil Baseball

NATIONAL RANKS/CONFERENCE RANKS/TEAM RANKS

NATIONAL RANKINGS

Team			
Category	Nat'l	Pac-12	Value
Base on Balls (295 ranked)	156	8	58
Batting Average (295 ranked)	76	4	0.286
Double Plays (295 ranked)	97	4	12
Double Plays Per Game (295 ranked)	133	5	0.75
Doubles (295 ranked)	126	5	26
Doubles Per Game (295 ranked)	158	6	1.63
Fielding Percentage (295 ranked)	169	9	0.964
Hit Batters (295 ranked)	34	1	20
Hit by Pitch (293 ranked)	183	5	12
Hits (295 ranked)	66	2	158
Hits Allowed Per Nine Innings (295 ranked)	155	11	9.38
Home Runs (284 ranked)	135	4	9
Home Runs Per Game (293 ranked)	150	5	0.56
On Base Percentage (295 ranked)	129	6	0.361
Runs (295 ranked)	119	4	89
Scoring (295 ranked)	143	6	5.6
Slugging Percentage (295 ranked)	124	6	0.396
Strikeouts Per Nine Innings (295 ranked)	121	8	8.1
Triples (221 ranked)	84	4	4
Triples Per Game (274 ranked)	111	5	0.25
WL Pct (292 ranked)	113	9	0.563

Individual

Category	Name	Nat'l	Pac-12	Value
Games Started (22 ranked)	Ryan Hingst	22	1	4
	Eli Lingos	22	1	4
	Spencer Van Scoyoc	22	1	4
Hit Batters (85 ranked)	Spencer Van Scoyoc	26	1	5
Hits (135 ranked)	Lyle Lin	96	4	24
Hits Allowed Per Nine Innings	Spencer Van Scoyoc	30	2	4.5
Pitching Appearances (86 ranked)	Chaz Montoya	35	3	9
Sacrifice Flies (68 ranked)	Andrew Snow	68	6	2
Triples (29 ranked)	Gage Canning	29	3	2
Victories (18 ranked)	Eli Lingos	18	3	3

Pac-12 RANKINGS (3/7)

TEAM

Batting Avg	4th, .286
Slugging %	6th, .396
OBP	6th, .361
Runs Scored	4th, 89
Hits	2nd, 158
Doubles	t-5th, 26
RBI	4th, 81
Stolen Bases	t-9th, 12
Walks	8th, 58
ERA	11th, 5.35
Opponent Avg	11th, .268
Hits Allowed	11th, 149
Walks Allowed	11th, 84
Home Runs Allowed	t-5th, 7
Strikeouts	6th, 128
Fielding %	9th, .964
Double Plays	4th, 12

INDIVIDUAL

Batting Avg	Lyle Lin	12th, .375
Runs	Gage Canning	t-8th, 14
Hits	Lyle Lin	4th, 24
RBIs	Lyle Lin	t-9th, 13
Triples	Gage Canning	t-3rd, 2
Home Runs	Tyler Williams	t-8rd, 2
	Carter Aldrete	t-8rd, 2
ERA	Spencer Van Scoyoc	10th, 2.00
Strikeouts	Eli Lingos	t-8th, 24
K's Looking	Reagan Todd	t-7th, 7
Opponent Average	Spencer Van Scoyoc	3rd, .155
Games Finished	Chaz Montoya	t-9th, 4
Games in Relief	Chaz Montoya	t-8th, 9
Pick Offs	Eli Lingos	t-2nd, 2
IP	Eli Lingos	4th, 26.1
IP	Eli Lingos	t-5th, 12.2

2017 SUN DEVIL LEADERS

Batting Average

Zach Cerbo	474
Hunter Bishop	381
Lyle Lin	375

Slugging Percentage

Zach Cerbo	684
Hunter Bishop	619
Tyler Williams	457

On-Base Percentage

Zach Cerbo	583
Hunter Bishop	500
Lyle Lin	437

Total Bases

Gage Canning	29
Lyle Lin	27
Carter Aldrete	27

Hits

Lyle Lin	24
Gage Canning	20
Carter Aldrete	17

RBI

Lyle Lin	13
Carter Aldrete	10
Andrew Snow	9

HR

Tyler Williams	2
Carter Aldrete	2
Andrew Shaps	2

Runs Scored

Gage Canning	14
Ryan Lillard	11
Andrew Shaps	9

Stolen Bases

Hunter Bishop	3
Andrew Shaps	3
Gage Canning	2
Lyle Lin	2

Walks

Jackson Willeford	7
Andrew Shaps	6
Ryan Lillard	7

IP

Eli Lingos	26.1
Spencer Van Scoyoc	18.1
Ryan Hingst	15.1

Strikeouts

Eli Lingos	24
Reagan Todd	14
Ryan Hingst	13

Wins

Eli Lingos	3
Jake Godfrey	2
4 tied at	1

ERA

Spencer Van Scoyoc	2.00
Eli Lingos	2.39
Tanner West	3.86

Saves

Chaz Montoya	1
Reagan Todd	1
Connor Higgins	1
Jake Godfrey	1

Games Started

Eli Lingos	4
Spencer Van Scoyoc	4
Ryan Hingst	4

2017 Sun Devil Baseball

DEPTH CHART/PROJECTED STARTERS

CF

Andrew Shaps/11, (5-6)

Gage Canning/5, (4-1)

Tyler Williams

-or- Hunter Bishop

RF

Gage Canning/11, (5-6)

Myles Denson/2, (2-0)

-or- Tyler Williams

-or- Hunter Bishop/3, (2-1)

LF

Ryan Lillard/12, (9-3)

Myles Denson/3, (0-3)

Hunter Bishop/1, (0-1)

SS

Jeremy McCuin/15, (8-7)

Carter Aldrete/1, (1-0)

2B

Carter Aldrete/12, (7-5)

Jackson Willeford/2, (1-1)

Andrew Snow/2, (1-1)

3B

Andrew Snow/4, (3-1)

-or- Taylor Lane/3, (2-1)

Carter Aldrete/3, (1-2)

Jackson Willeford/6, (3-3)

SP

Eli Lingos/4, (4-0)

Ryan Hingst/4, (2-2)

Spencer Van Scoyoc/4, (2-2)

Zach Dixon/2, (1-1)

Jake Godfrey/1, (0-1)

1B

Taylor Lane/4, (1-3)

-or- Lyle Lin/9, (7-2)

Andrew Snow/3, (1-2)

Bullpen

Garvin Alston Jr.

Eder Erives

Jake Godfrey

Connor Higgins

Chris Isbell

Sean Keating

Alec Marsh

Chaz Montoya

James Ryan

Grant Schneider

Fitz Stadler

Zane Strand

Reagan Todd

Tanner West

DH

Tyler Williams/8, (3-5)

-or- Hunter Bishop/3, (3-0)

C

Lyle Lin/7, (2-5)

-or- Sam Ferri/5, (2-2)

Zach Cerbo/4, (5-0)

Nick Cheema

2017 Sun Devil Baseball

HEAD COACH TRACY SMITH



TRACY SMITH - HEAD COACH - THIRD SEASON (21st OVERALL)

Tracy Smith, the 2013 National Coach of the Year, was hired as the fifth head baseball coach in program history on June 24, 2014, and enters his third season at the helm of the Sun Devil baseball program.

Smith has established a reputation of evaluating and developing talent as more than 50 student-athletes since 2000 improved their stock in the Major League Baseball Draft under Smith's tutelage, including four who became first-round draft picks after going undrafted out of high school.

In 20 total years as a head coach, Smith has seen 68 of his players selected in the MLB Draft, including 61 draftees since 2000 and 31 in the first 10 rounds. He has mentored 36 Major League Baseball draft picks over the past eight seasons, including the fourth overall pick in the 2014 Major League Baseball June Amateur Draft (Kyle Schwarber) and three first-round selections in the 2009 MLB June Draft (Eric Arnett, Josh Phegley, Matt Bashore).

In 2016, Smith piloted the Sun Devils to a regional final for the time since 2013. The Sun Devils' 36 wins were the most in the past three years and they finished tied for third in the Pac-12. Five players were selected in the 2016 Major League Baseball Draft, marking 14 total players who have been taken in the draft during Smith's tenure.

Eight Devils earned All-Pac-12 honors on the season, including first team selections David Greer, Seth Martinez, Brian Serven and Colby Woodmansee. All four players would go on to be selected in the MLB draft with Greer (third team), Martinez (second team) and Woodmansee (third team) earning Louisville Slugger All-America accolades.

Smith was instrumental in Sun Devil Baseball's signing of the nation's top recruiting class in 2016, which included eight players who had been drafted by the Major League out of high school.

In his first season at ASU, Smith led the Sun Devils to a postseason berth, a third-place finish in the Pac-12 and 30-plus wins.

He became one of five active coaches, and one of eight all-time, to bring three different Div. I schools to NCAA Regional play as he guided the Sun Devils to a No. 2 seed in the Fullerton Regional in 2015.

He has amassed a 675-503-1 career record in 20 seasons as a head coach at three different schools, including nine seasons at both Miami (Ohio) and Indiana, and one year at Arizona State. His 675 victories rank in the top 50 among active coaches in the NCAA, and his 20 seasons represent the sixth-shortest number of years on the list.

Smith instituted a change in culture at Arizona State and his demand for excellence both on and off the field was represented as the Devils led the Pac-12 in both all-conference and all-academic honorees in 2014.

Nineteen players have earned Pac-12 All-Academic honors in Smith's first two seasons, tied for the most in Sun Devil history for a two-year span. ASU's 10 selections in Smith's first season led the Pac-12.

His emphasis on defense became evident right away as ASU vastly improved its fielding percentage and lowered its number of errors committed in Smith's first season. The Devils finished fourth in the Pac-12 in both categories in 2015 after ranking near the bottom of the conference from 2010-14.

An accomplished fundraiser, Smith played a huge role in helping transition the Sun Devil Baseball program into Phoenix Municipal Stadium. His vision saw a renovated clubhouse, complete with an alumni locker room and an academics center, as well as an increased prominence on the program's historical accomplishments. Capital improvements included a state-of-the-art video board, batting tunnel, a weight room and training room, creation of a grass berm and patio installations, and premium seating options.

Smith earned National Coach of the Year honors and was a unanimous choice for Big Ten Coach of the Year after he led IU to the school's only College World Series appearance in 2013. The following season in 2014, Smith led the Hoosiers to the No. 4 national seed in the NCAA Tournament, the first national seed in Big Ten baseball history.

Smith came to Tempe with 18 years of experience as a collegiate head coach, including nine at Miami University (Ohio) and nine at IU, where he was two-time Big Ten Coach of the Year. He led both programs to a pair of NCAA Regional appearances and more than 600 combined career victories.

He tallied more than 40 wins in each of the past two seasons at IU and led the Hoosiers to consecutive Big Ten Conference Championships for the first time in school history. IU won the Big Ten regular season and B1G Tournament title in 2013, marking the school's first regular season conference championship since 1949 and the first outright crown since 1932, and advanced to the 2013 College World Series, which ended the Big Ten's 29-year CWS absence.

Smith took an IU program that had finished 10th in the Big Ten six times in an eight-year stretch between 2000 and 2007, and led the Hoosiers to an NCAA Regional in 2009 and to the College World Series in 2013. IU notched a program-best 21 conference wins in 2014 and secured eight first team All-Big Ten selections to tie a conference mark for most first team honorees from one school.

He began his coaching career as head coach at Miami University-Middletown in 1990, served as an assistant coach at Miami (Ohio) from 1993-94 and was the pitching coach at IU from 1995-96.

A four-year letterwinner at Miami (Ohio), Smith was a pitcher and an infielder for the RedHawks, and played three minor league seasons in the Chicago Cubs organization. He also participated in 1992 Major League Scouting Bureau's Professional Scout School as a representative of the Cubs.

Born Feb. 14, 1966, Smith graduated with a bachelor's degree in Education from Miami (Ohio) in 1989 and completed a master's degree in Sport Organization from Miami (Ohio) in 1992.

A native of Kentland, Ind., Smith and his wife, Jaime, have three sons, Casey, Ty and Jack. Casey was a four-year letterwinner on the Hoosier baseball team while Ty was a member for the IU football team. Jack is currently a quarterback on the Sun Devil football team.

Season	Team	Overall	Conference (Standing)	Postseason
1997	Miami (OH)	27-28	17-13 (4th)	MAC Tournament
1998	Miami (OH)	33-26	17-13 (3rd - East)	MAC Tournament
1999	Miami (OH)	34-27	20-12 (2nd - East)	MAC Tournament
2000	Miami (OH)	40-23	16-12 (3rd - East)	NCAA Regional
2001	Miami (OH)	35-25	16-12 (4th - East)	MAC Tournament
2002	Miami (OH)	31-28	16-12 (3rd - East)	MAC Tournament
2003	Miami (OH)	36-24-1	19-9 (2nd - East)	MAC Tournament
2004	Miami (OH)	36-21	14-8 (1st - East)	MAC Tournament
2005	Miami (OH)	45-18	17-4 (1st - East)	NCAA Regional
	Miami (OH)	317-220-1	152-95	
2006	Indiana	22-34	11-21 (10th)	
2007	Indiana	19-35	8-23 (10th)	
2008	Indiana	31-30	15-17 (6th)	Big Ten Tournament
2009	Indiana	32-27	16-7 (3rd)	NCAA Regional
2010	Indiana	28-27	12-12 (t-5th)	Big Ten Tournament
2011	Indiana	30-25	11-13 (7th)	
2012	Indiana	32-28	16-8 (2nd)	Big Ten Tournament
2013	Indiana	49-16	17-7 (1st)	College World Series
2014	Indiana	44-15	21-3 (1st)	First-ever Big 10 National Seed
	Indiana	287-237	127-111	
2015	Arizona State	35-23	18-12 (t-3rd)	NCAA Regional
2016	Arizona State	36-23	16-14 (t-3rd)	NCAA Regional
2017	Arizona State	9-7	0-0	
	Arizona State	80-53	34-26	
	Total	684-510-1	313-232	



BEN GREENSPAN - ASSISTANT COACH/RECRUITING COORDINATOR

- Ben Greenspan enters his third season at Arizona State University as assistant coach and recruiting coordinator, and works primarily with the team's offense and catchers.

- Excelling in his recruiting coordinator position, Greenspan assembled the No. 1 recruiting class in the nation in 2016 according to Collegiate Baseball Newspaper. The class is headlined by Hunter Bishop, who was rated the 15th best outfielder in the nation by Perfect Game. Bishop is joined by Chaz Montoya, the No. 1 left-handed pitcher in Arizona, and Carter Aldrete, the 23rd best shortstop in the nation according to Perfect Game.

- Catcher Brian Serven earned First Team All-Pac-12 recognition in 2016, as well as Pac-12 All-Academic honorable mention and was a semifinalist for the Johnny Bench Award, given to the nation's top catcher. His prowess on both sides of the plate was evident as he became just the fifth catcher in school history to lead the team in home runs and he caught 17 runners stealing, the most by a Sun Devil since 2009. Serven was the first Devil to go in the 2016 MLB Draft, going in the fifth round to the Colorado Rockies.

- Also excelling at the plate under Greenspan was first baseman David Greer, who also earned a First Team All-Conference selection as well as earning a spot on the Louisville Slugger All-America third team. The Arizona-native finished his junior campaign first in the conference in doubles and total bases, second in slugging percentage and third in runs scored. Greer was taken in the 10th round of the 2016 MLB Draft by the Seattle Mariners.

- Greenspan mentored some of the most prolific hitters in IU program history, including two-time All-American catcher Kyle Schwarber, current Oakland Athletics catcher Josh Phegley, and 2010 Big Ten Player of the Year Alex Dickerson. He also played a large role in developing talent at IU as 11 of his position players were selected in the Major League Baseball First-Year Player Draft, in the eight years Greenspan has served as a catching coach, his guidance has produced a First Team All-Conference player at that position in five of those seasons with two of them currently playing MLB (Schwarber and Phegley).

including five in the top five rounds.

- Additional hitting protégés include 2012 Big Ten Freshman of the Year Sam Travis, two-time All-American Dustin DeMuth and current major leaguers Micah Johnson and Ethan Wilson.

- Played for two seasons under coach Smith at IU, and was a Hoosier team captain and Academic All-Big Ten performer in 2007. He spent two years at the University of Connecticut as a catcher and first baseman before joining the IU program. He earned a bachelor's degree in Sport Marketing and Management and a master's degree in Sport Administration from Indiana University.



FRED NORI - ASSISTANT COACH

- Fred Nori, who owns more than 30 years of coaching experience, enters his second seasons in three years on head coach Tracy Smith's coaching staff at Arizona State.

- This marks Nori's fifth stint working with Coach Smith after he served as the volunteer assistant for Indiana University in 2014 and 2007, for Miami University in 2005 and for the Sun Devils in 2015.

- Nori has three conference tournament championships, three NCAA Regional berths and two regular season conference crowns in four seasons as a Div. I assistant coach.

- He was a member of the 2014 IU team that won the Big Ten Conference championship and tournament championship, and became the first program in Big Ten history to earn a national seed. The RedHawks finished first in the Mid-American Conference, won the MAC Tournament championship and were an NCAA Regional participant in 2005. Nori was also a member of the 2009 Xavier Baseball staff, where he helped the Musketeers win the Atlantic 10 Tournament title and advance to an NCAA Regional.

- Nori has a long history of excellence in Ohio high school baseball and owns more than 20 years of head coaching experience that includes a Class A State Championship.

- Nori went on to play professional baseball for three seasons after his playing days at IU ended and he hit .284 with five home runs and 55 RBI as a member of the New York Mets organization. He was a student-athlete at IU from 1961-65, and earned his IU degree in 1965 and a master's degree from Xavier in 1969.



MICHAEL EARLEY - VOLUNTEER ASSISTANT COACH

- Enters his first season as a volunteer assistant coach on head coach Tracy Smith's staff at Arizona State.

- Played under Smith at Indiana from 2008-10 before going on to a professional career with the Chicago White Sox organization, playing professional baseball five years, including time with the team's Triple-A affiliate, the Charlotte Knights


- Outfielder finished his playing days with the Southern Illinois Miners in the independent Frontier League in 2015.

- Finished his professional career with 559 hits, 117 doubles, 38 home runs and a .284 average. He was named to four All-Star teams in his playing days and was also named a member of the Southern Illinois All-Decade Team.


- Earned Third Team All-Big Ten recognition during his senior campaign at IU in 2010 after he tied for fourth in the conference in home runs with 13, and finished the season batting .352.

- Selected by the White Sox in the 29th round of the 2010 Major League Baseball Draft.


- Spent time in 2016 as an associate scout for the New York Mets.




**Carter
Aldrete**
IF | R/R | Fr.




**Garvin
Alston Jr.**
LHP | B/T | So.




**Hunter
Bishop**
OF | L/R | Fr.




**Gage
Canning**
OF | B/T | So.




**Zach
Cerbo**
C | R/R | Sr.




**Nick
Cheema**
C | R/R | Fr.




**Myles
Denson**
OF | R/R | Fr.




**Zach
Dixon**
LHP | B/T | So.




**Eder
Erives**
RHP | R/R | Sr.




**Sam
Ferri**
C | R/R | Fr.



**Jake
Godfrey**
RHP | B/T | Jr.




**Connor
Higgins**
LHP | B/T | So.




**Ryan
Hingst**
RHP | B/T | Jr.



**Chris
Isbell**
RHP | B/T | So.



**Sean
Keating**
LHP | B/T | Fr.




**Taylor
Lane**
IF | R/R | Jr.




**Ryan
Lillard**
IF | B/T | Jr.



**Lyle
Lin**
C | R/R | Fr.




**Eli
Lingos**
LHP | B/T | Jr.



**Alec
Marsh**
RHP | B/T | Fr.




**Jeremy
McCuin**
IF | S/R | So.




**Chaz
Montoya**
LHP | B/T | Fr.



**James
Ryan**
RHP | B/T | So.




**Grant
Schneider**
RHP | B/T | Jr.



**Andrew
Shaps**
OF | L/L | Jr.




**Andrew
Snow**
IF | R/R | Jr.



**Fitz
Stadler**
RHP | B/T | So.



**Zane
Strand**
RHP | B/T | Fr.




**Reagan
Todd**
LHP | B/T | RS So.



**Spencer
Van Scoyoc**
LHP | B/T | Fr.



**Tanner
West**
LHP | B/T | Jr.



**Jackson
Willeford**
IF | R/R | RS Sr.




**Tyler
Williams**
OF | R/R | So.



**Sebastian
Zawada**
OF | R/R | Sr.

2017 Sun Devil Baseball

PLAYER BIOS




Carter Aldrete #21 INF

Freshman - 6'2 - 208
Bats/Throws: R/R
Monterey, Calif.
Monterey

2017 Season-High.....Statistic.....Career-High
2, 4x, last vs. LBSU (3/12) Hits..... 2, 4x, last vs. LBSU (3/12/17)
3 at TCU (2/24)..... RBI..... 3 at TCU (2/24/17)
3 vs. LBSU (3/11)..... RS..... 3vs.LBSU (3/11/17)

2017

Date	Opponent	Pos	AB	R	H	RBI	2B	3B	HR	BB	SB	CS	HBP	SAC	SF	GDP	K	PO	A	E	Avg
Feb 17	NORTHWESTERN 1	*2b	4	0	0	0	0	0	0	0	0	0	0	0	0	0	0	4	3	0	220
Feb 17	NORTHWESTERN 2	*2b	4	0	0	0	0	0	0	0	0	0	0	0	0	0	0	4	2	0	222
Feb 18	NORTHWESTERN	*2b	5	0	0	0	0	0	0	0	0	0	0	0	0	0	0	4	2	0	113
Feb 21	OKLAHOMA STATE	*2b	4	1	2	1	0	0	1	0	0	0	0	0	0	0	1	4	1	0	222
Feb 24	at TCU	*2b	4	1	1	1	0	0	0	0	0	0	0	0	0	0	1	5	0	0	217
Feb 25	at TCU	*2b	4	1	1	1	0	0	0	0	0	0	0	0	0	0	2	1	0	0	222
Feb 26	at TCU	*3b/2b	4	0	1	1	0	0	0	0	0	0	0	0	0	0	1	0	1	0	226
Feb 28	NEW MEXICO STATE	*ss	4	0	0	0	0	0	0	0	0	0	0	0	0	0	2	0	2	0	250
Mar 03	LOYOLA MARYMOUNT	*ss	4	0	0	0	0	0	0	0	0	0	0	0	0	0	1	0	2	0	275
Mar 04	LOYOLA MARYMOUNT	*3b	4	0	1	0	0	0	0	0	0	0	0	0	0	0	0	0	2	0	227
Mar 05	LOYOLA MARYMOUNT	*2b/3b	4	0	1	1	0	0	0	0	0	0	0	0	0	0	0	1	5	0	229
Mar 07	CAL STATE FULLERTON	*2b	4	0	1	0	0	0	0	0	0	0	0	0	0	0	0	1	1	0	231
Mar 08	CAL STATE FULLERTON	*2b/3b	3	0	0	0	0	0	0	0	0	0	0	0	0	0	0	3	4	0	218
Mar 10	LONG BEACH STATE	*2b/3b	4	0	1	0	0	0	0	0	0	0	0	0	0	0	3	2	4	0	270
Mar 11	LONG BEACH STATE	*2b	4	0	1	0	0	0	0	0	0	0	0	0	0	0	0	4	2	0	246
Mar 12	LONG BEACH STATE	*2b	4	0	0	0	0	0	0	0	0	0	0	0	0	0	0	4	4	0	262
Totals		16gs	150	7	17	10	4	0	2	4	1	0	0	0	0	0	14	24	44	1	267



Garvin Alston Jr. #32 LHP

Sophomore - 6'4 - 190
Bats/Throws: L/L
Phoenix, Ariz.
Mountain Pointe


2017 Season-High.....Statistic.....Career-High
2.0 vs. Fullerton (3/7)..... IP..... 2.0, 2x, last vs. Fullerton (3/7/17)
3 vs. Fullerton (3/7)..... SO..... 3, twice, last vs. Fullerton (3/7/17)
1, twice, last vs. Fullerton (3/7)..... BB..... 4 vs. USC (5/29/16)

2017

Date	Opponent	GS	IP	H	R	ER	BB	SO	2B	3B	HR	WP	BK	HBP	IBB	Score	W-L	Sv	ERA	NP
Feb 21	OKLAHOMA STATE	0	0.1	0	0	0	0	1	0	0	0	0	0	0	0	4-18	0-0	0	0.00	11
Mar 07	CAL STATE FULLERTON	0	2.0	3	4	4	1	3	1	0	0	2	0	0	0	4-18	0-0	0	15.43	32
Totals		0	2.1	3	4	4	2	4	1	0	0	2	0	0	0	8-28	0-0	0	15.43	-

Career Year-by-Year

Year	era	w-l	app	gs	cg	sho	sv	ip	h	r	er	bb	so
2016	11.12	0-0	6	0	0	0/0	0	5.2	4	7	7	8	6
2017	15.43	0-0	2	0	0	0/0	0	2.1	3	4	4	2	4
TOTAL	12.38	0-0	8	0	0	0/0	0	8.0	7	11	11	10	10




Hunter Bishop #24 OF

Freshman - 6'5 - 210
Bats/Throws: L/R
Palo Alto, Calif.
Serra

2017 Season-High.....Statistic.....Career-High
2, twice, last vs. LBSU (3/10) Hits..... 2 last vs. LBSU (2/21/17)
2, twice, last vs. LBSU (3/12) RBI..... 2,twice,lastvs.LBSU (3/12/17)
1, 5x, last vs. LBSU (3/12) RS..... 1, 5x, last vs. LBSU (3/12/17)

2017

Date	Opponent	Pos	AB	R	H	RBI	2B	3B	HR	BB	SB	CS	HBP	SAC	SF	GDP	K	PO	A	E	Avg
Feb 17	NORTHWESTERN 2	*of	1	0	0	0	0	0	0	1	1	0	0	0	0	0	0	0	0	0	0.00
Feb 21	OKLAHOMA STATE	*of	3	1	2	0	0	0	0	0	0	0	0	0	0	0	0	0	0	0	0.00
Feb 24	at TCU	*of	1	0	0	0	0	0	0	0	0	0	0	0	0	0	0	0	0	0	0.00
Feb 25	at TCU	*ph	1	0	0	0	0	0	0	0	0	0	0	0	0	0	0	0	0	0	0.00
Feb 26	at TCU	*of	3	0	1	0	0	0	0	0	0	0	0	0	0	0	0	2	0	0	0.333
Mar 07	CAL STATE FULLERTON	*ph	1	0	0	0	0	0	0	0	0	0	0	0	0	0	0	0	0	0	0.00
Mar 08	CAL STATE FULLERTON	*ph	1	0	0	0	0	0	0	0	0	0	0	0	0	0	0	0	0	0	0.00
Mar 10	LONG BEACH STATE	*dh	4	1	2	1	0	0	1	1	0	0	0	0	0	0	1	0	0	0	0.400
Mar 11	LONG BEACH STATE	*dh	2	1	1	2	0	0	0	1	0	0	0	0	0	0	0	0	0	0	0.412
Mar 12	LONG BEACH STATE	*dh	4	1	1	2	0	0	1	0	0	0	0	0	0	0	0	0	0	0	0.381
Totals		7gs	21	5	6	5	0	0	1	5	3	0	0	0	0	0	4	5	0	0	0.381



Gage Canning #12 OF

Sophomore - 5'11 - 178
Bats/Throws: L/R
Ramona, Calif.
Ramona

2017 Season-High.....Statistic.....Career-High
3, 3x, last vs. LBSU (3/10) Hits..... 4 at UCLA (5/20/16)
2 vs. Fullerton (3/8) RBI..... 3, 3x, last at UCLA (5/20/16)
2, 3x, last vs. LBSU (3/12) RS..... 2, 11x, last vs. LBSU (3/12/17)

2017


Date	Opponent	Pos	AB	R	H	RBI	2B	3B	HR	BB	SB	CS	HBP	SAC	SF	GDP	K	PO	A	E	Avg
Feb 17	NORTHWESTERN 1	*of	3	0	1	0	0	0	0	1	1	0	0	0	0	0	0	5	0	0	0.333
Feb 17	NORTHWESTERN 2	*of	2	2	1	0	0	0	0	0	0	0	0	0	0	0	2	0	0	0	0.286
Feb 18	NORTHWESTERN	*of	2	1	1	0	0	0	0	0	0	0	0	0	0	0	1	3	0	0	0.250
Feb 21	OKLAHOMA STATE	*of	5	1	1	0	0	0	0	0	0	0	0	0	0	0	2	3	0	0	0.200
Feb 24	at TCU	*of	2	2	2	1	0	0	0	0	0	0	0	0	0	0	1	0	0	0	0.273
Feb 25	at TCU	*of	1	1	0	0	0	0	0	0	0	0	0	0	0	0	0	0	0	0	0.000
Feb 26	at TCU	*of	2	0	1	0	0	0	0	0	0	0	0	0	0	0	1	0	0	0	0.345
Feb 28	NEW MEXICO STATE	*of	6	1	0	0	0	0	0	0	0	0	0	0	0	0	2	2	0	0	0.286
Mar 03	LOYOLA MARYMOUNT	*of	3	1	0	0	0	0	0	0	0	0	0	0	0	0	1	2	0	0	0.286
Mar 04	LOYOLA MARYMOUNT	*of	3	1	0	0	0	0	0	0	0	0	0	0	0	0	0	1	2	0	0.311
Mar 05	LOYOLA MARYMOUNT	*of	4	0	3	0	0	0	1	0	0	0	0	0	0	0	0	0	1	0	0.311
Mar 07	CAL STATE FULLERTON	*of	3	0	0	0	0	0	0	0	0	0	0	0	0	0	0	0	0	0	0.000
Mar 08	CAL STATE FULLERTON	*of	4	1	1	2	1	0	0	0	0	0	0	0	0	0	1	2	0	0	0.286
Mar 10	LONG BEACH STATE	*of	4	0	3	1	0	0	0	0	0	0	0	0	0	0	0	3	1	0	0.321
Mar 11	LONG BEACH STATE	*of	0	0	1	0	0	0	0	0	0	0	0	0	0	0	1	3	0	0	0.311
Mar 12	LONG BEACH STATE	*of	4	2	1	0	1	0	0	1	0	0	0	0	0	0	1	1	0	0	0.308
Totals		16gs	65	14	20	4	5	2	0	4	2	2	1	2	1	1	17	34	2	0	0.308

Career Year-by-Year

Year	avg	gp-gs	ab	r	h	2b	3b	hr	rbi	bb	so	sb-att
2016	269	57-55	197	28	53	6	6	3	26	13	66	10-14
2017	308	16-16	65	14	20	5	2	0	4	4	17	2-4
TOTAL	279	73-71	262	42	73	11	8	3	30	17	83	12-18

2017 Sun Devil Baseball

PLAYER BIOS



Zach Cerbo #30 C

Senior - 5'10 - 190
Bats/Throws: R/R
Montville, New Jersey
Bergen Catholic


2017 Season-High	Statistic	Career-High
3 vs. NMSU (2/28)	Hits	3 vs. NMSU (2/28/17)
3 vs. LBSU (3/11)	RBI	3, twice, last vs. LBSU (3/11/17)
2 vs. LBSU (3/11)	RS	2, 3x, last vs. LBSU (3/11/17)

2017

Date	Opponent	Pos	AB	R	H	RBI	2B	3B	HR	BB	SB	CS	HBP	SAC	SF	GDP	K	PO	A	E	Avg
Feb 18	NORTHWESTERN	*c	2	0	0	0	0	0	0	0	0	0	0	0	0	0	1	7	2	0	.000
Feb 21	OKLAHOMA STATE	ph/c	2	0	1	0	0	0	0	0	0	0	0	0	0	0	0	1	0	0	.250
Feb 28	NEW MEXICO STATE	*c	4	1	3	2	0	0	0	0	0	0	0	0	0	0	0	11	1	0	.500
Mar 06	CAL STATE FULLERTON	*c	1	0	0	0	0	0	0	0	0	0	0	0	0	0	0	2	0	0	.444
Mar 10	LONG BEACH STATE	*c	4	0	2	0	1	0	0	0	0	0	0	0	0	0	0	1	4	2	.452
Mar 11	LONG BEACH STATE	*c	2	2	2	3	0	0	1	0	0	0	0	0	0	0	0	3	1	0	.555
Mar 12	LONG BEACH STATE	*c	4	1	1	0	0	0	1	0	0	0	0	0	0	0	0	7	1	0	.474
Totals		Sgs	19	5	9	5	1	0	1	4	0	0	0	0	0	0	2	39	6	0	.474

Career Year-by-Year

Year	avg	gp-gs	ab	r	h	2b	3b	hr	rbi	bb	so	sb-att
2014	.500	3-0	2	0	1	0	1	0	1	0	0	0-0
2015	.260	35-17	73	11	19	4	0	0	12	7	9	1-1
2016	.129	25-5	31	4	4	1	0	0	2	6	4	0-0
2017	.474	9-5	19	5	9	1	0	1	5	4	2	0-0
TOTAL	.264	72-27	125	20	33	6	1	1	20	17	15	1-1



Nick Cheema #40 C

Freshman - 5'11 - 205
Bats/Throws: R/R
Weatherford, Texas
Aledo

2017 Season-High	Statistic	Career-High
N/A	Hits	N/A
N/A	RBI	N/A
N/A	RS	N/A

2017

Date	Opponent	Pos	AB	R	H	RBI	2B	3B	HR	BB	SB	CS	HBP	SAC	SF	GDP	K	PO	A	E	Avg
Feb 21	OKLAHOMA STATE	ph	1	0	0	0	0	0	0	0	0	0	0	0	0	0	0	1	0	0	.000
Mar 08	CAL STATE FULLERTON	ph	1	0	0	0	0	0	0	0	0	0	0	0	0	0	0	0	0	0	.000
Totals		Sgs	2	0	0	0	0	0	0	0	0	0	0	0	0	0	0	1	0	0	.000




Myles Denson #37 OF

Freshman - 6'2 - 180
Bats/Throws: R/R
Las Vegas, Nev.
Bishop Gorman

2017 Season-High	Statistic	Career-High
2, twice, last vs. LMU (3/4)	Hits	2, 2x, last vs. LMU (3/4/17)
1, 3x, last vs. Fullerton (3/7)	RBI	1, 3x, last vs. Fullerton (3/7/17)
1, twice, last at TCU (2/24)	RS	1, twice, last at TCU (2/24/17)

2017

Date	Opponent	Pos	AB	R	H	RBI	2B	3B	HR	BB	SB	CS	HBP	SAC	SF	GDP	K	PO	A	E	Avg
Feb 17	NORTHWESTERN	*of	3	0	0	0	0	0	0	0	0	0	0	0	0	0	0	2	1	0	.000
Feb 18	NORTHWESTERN	*of	2	1	2	1	0	0	0	2	0	0	0	0	0	0	0	0	0	0	.400
Feb 24	at TCU	ph/of	2	1	1	1	0	0	0	1	0	0	0	0	0	0	0	0	0	0	.429
Mar 04	LOYOLA MARYMOUNT	*of	4	0	2	0	0	0	0	0	0	0	0	0	0	0	1	1	0	0	.455
Mar 05	LOYOLA MARYMOUNT	*of	3	0	0	0	0	0	0	0	0	0	0	0	0	0	0	0	0	0	.357
Mar 07	CAL STATE FULLERTON	*of	3	0	1	1	0	0	0	0	0	0	0	0	0	0	0	1	0	0	.333
Mar 08	CAL STATE FULLERTON	ph	1	0	0	0	0	0	0	0	0	0	0	0	0	0	0	0	0	0	.333
Totals		Sgs	18	2	6	3	0	0	0	3	0	0	0	0	0	0	1	5	7	0	.333



Zach Dixon #6 LHP

Sophomore - 6'0 - 184
Bats/Throws: L/L
Las Vegas, Nev.
Centennial

2017 Season-High	Statistic	Career-High
3.0 vs. Oklahoma State (2/21)	IP	9.0 vs. California (4/17/16)
4 vs. NMSU (2/28)	SO	9 vs. Gonzaga (6/5/16)
5 vs. NMSU (2/28)	BB	5 vs. NMSU (2/28/17)

2017


Date	Opponent	GS	IP	H	R	ER	BB	SO	2B	3B	HR	WP	BP	HBP	IBB	Score	W-L	Sv	ERA	NP
Feb 21	OKLAHOMA STATE	*	3.0	3	3	2	3	3	0	1	0	3	0	1	0	4-18	0-1	0	6.00	69
Feb 28	NEW MEXICO STATE	*	1.2	1	4	1	2	4	0	0	0	0	0	0	0	12-5	0-1	0	5.79	50
Totals		2	4.2	4	7	3	5	7	0	1	0	3	0	1	0	16-23	0-1	0	5.79	-

Career Year-by-Year

Year	era	w-l	app	gs	cg	sho	sv	ip	h	r	er	bb	so
2016	3.34	2-1	9	6	1	1/1	0	29.2	22	14	11	18	21
2017	5.79	0-1	2	2	0	0/0	0	4.2	4	7	3	8	7
TOTAL	3.67	2-2	11	8	1	1/1	0	34.1	26	18	14	26	28

2017 Sun Devil Baseball

PLAYER BIOS



Eder Erives #7 RHP

Senior - 6'0 - 165
Bats/Throws: R/R
El Paso, Texas
Montwood


2017 Season-High.....Statistic.....Career-High
1.1 vs. Fullerton (3/7).....IP.....7.0, three times, last at TCU (6/5/16)
1, 3x, last vs. LBSU (3/10).....SO.....11 at Washington State (4/2/16)
2 vs. LMU (3/7).....BB.....6 at TCU (6/5/16)

2017

Date	Opponent	GS	IP	H	R	ER	BB	SO	2B	3B	HR	WP	BK	HBP	IBB	Score	W-L	Sv	ERA	NP
Feb 17	NORTHWESTERN-1	0	1	0	1	1	2	1	0	0	0	0	0	0	0	3-1	0-0	0	27.00	17
Mar 05	LOYOLA MARYMOUN	0	1	1	1	1	2	0	0	0	0	0	0	0	0	5-8	0-0	0	27.00	19
Mar 07	CAL STATE FULLERT	1	1	1	2	0	1	1	0	1	0	0	0	0	0	4-10	0-0	0	9.00	20
Mar 10	LONG BEACH STATE	0	2	1	0	0	1	0	0	0	0	0	0	0	0	7-6	0-0	0	6.75	15
Totals		0	2.2	3	4	2	5	3	0	2	1	1	0	0	0	19-25	0-0	0	6.75	-

Career Year-by-Year

Year	era	w-l	app	gs	cg	sho	sv	ip	h	r	er	bb	so
2014	2.82	2-1	20	0	0	0/0	1	22.1	24	10	7	4	28
2015	3.26	1-1	18	0	0	0/0	0	30.1	26	14	11	15	28
2016	2.95	6-2	23	3	0	0/1	10	75.1	50	28	25	36	73
2017	6.75	0-0	4	0	0	0/0	0	2.2	3	4	2	5	3
TOTAL	3.08	9-4	65	3	0	0/1	11	131.2	103	56	45	60	132




Sam Ferri #9 C

Freshman - 5'11 - 185
Bats/Throws: R/R
Norridge, Ill.
Notre Dame College Prep

2017 Season-High.....Statistic.....Career-High
1, 4x, last vs. Fullerton (3/7).....Hits.....1, 4x, last vs. Fullerton (3/7/17)
2 vs. Northwestern (2/18).....RBI.....2 vs. Northwestern (2/18/17)
1, 2x, last vs. Fullerton (3/7).....RS.....1, 2x, last vs. Fullerton (3/7/17)

2017

Date	Opponent	Pos	AB	R	H	RBI	2B	3B	HR	BB	SB	CS	HBP	SAC	SF	GDP	K	PO	A	E	Avg
Feb 17	NORTHWESTERN-1	c	3	1	1	0	0	0	0	0	0	0	0	0	0	0	0	1	0	0	33.3
Feb 18	NORTHWESTERN	ph/c	1	0	1	2	1	0	0	0	0	0	0	0	0	0	0	1	0	0	500
Feb 21	OKLAHOMA STATE	c	2	0	1	0	0	0	0	0	0	0	0	0	0	0	0	7	3	0	500
Feb 24	at TCU	c	4	0	0	0	0	0	0	0	0	0	0	0	0	0	3	13	0	0	300
Mar 07	CAL STATE FULLERT	c	3	1	1	0	0	0	0	0	0	0	0	0	0	0	0	4	2	1	308
Mar 10	LONG BEACH STATE	c	1	0	0	0	0	0	0	0	0	0	0	0	0	0	0	4	0	0	286
Totals		4gs	14	2	4	2	1	0	0	1	0	0	0	0	0	0	3	38	5	1	286




Jake Godfrey #14 RHP

Junior - 6'3 - 225
Bats/Throws: R/R
New Lenox, Ill.
Providence Catholic

2017 Season-High.....Statistic.....Career-High
3.2, twice, last vs. LBSU (3/12).....IP.....3.2, twice, last vs. LBSU (3/12/17)
4 at TCU (2/25).....SO.....4 at TCU (2/25/17)
4 at TCU (2/25).....BB.....4 at TCU (2/25/17)

2017

Date	Opponent	GS	IP	H	R	ER	BB	SO	2B	3B	HR	WP	BK	HBP	IBB	Score	W-L	Sv	ERA	NP
Feb 17	NORTHWESTERN-2	0	2	0	0	0	0	0	0	0	0	0	0	0	0	4-3	1-0	0	0.00	29
Feb 21	OKLAHOMA STATE	0	1	0	0	0	0	0	0	0	0	0	0	0	0	4-8	1-0	0	0.00	3
Feb 25	at TCU	1	3.0	5	4	4	4	4	1	0	0	1	0	0	0	4-8	1-0	0	6.35	64
Mar 05	LOYOLA MARYMOUN	1	3.2	5	5	5	3	3	2	0	0	1	1	2	0	5-8	1-1	0	8.68	66
Mar 11	LONG BEACH STATE	1	1	0	0	0	1	1	0	0	0	0	0	0	0	9-4	1-1	1	7.59	21
Mar 12	LONG BEACH STATE	1	3.2	1	0	0	1	2	0	0	0	1	0	1	0	8-5	2-1	1	5.65	46
Totals		1	14.1	13	9	9	10	10	3	0	0	3	1	3	0	34-46	2-1	1	5.65	-



Connor Higgins #11 LHP

Sophomore - 6'5 - 240
Bats/Throws: R/L
Orefield, Penn.
Parkland

2017 Season-High.....Statistic.....Career-High
1.1 vs. LBSU (3/12).....IP.....2.0 vs. Oregon (5/8/16)
3 vs. LBSU (3/12).....SO.....3 vs. LBSU (3/12/17)
1, 2x, last vs. Fullerton (2/28).....BB.....1, 6x, last vs. Fullerton (2/28/17)

2017


Date	Opponent	GS	IP	H	R	ER	BB	SO	2B	3B	HR	WP	BK	HBP	IBB	Score	W-L	Sv	ERA	NP
Feb 21	OKLAHOMA STATE	0	0	3	3	3	0	0	0	0	0	0	0	0	0	4-18	0-0	0	999.00	11
Feb 28	NEW MEXICO STATE	1	1.0	1	0	0	1	2	0	0	0	0	0	0	0	12-5	0-0	0	27.00	23
Mar 07	CAL STATE FULLERT	0	1	2	1	1	1	0	0	0	0	0	0	0	0	4-10	0-0	0	27.00	18
Mar 12	LONG BEACH STATE	0	1.1	2	0	0	0	3	1	0	0	0	0	0	0	8-5	0-0	1	13.50	18
Totals		0	2.2	6	4	4	2	5	1	0	0	1	0	0	0	28-38	0-0	1	13.50	-

Career Year-by-Year

Year	era	w-l	app	gs	cg	sho	sv	ip	h	r	er	bb	so
2016	4.97	0-0	13	0	0	0/0	0	12.2	20	7	7	4	10
2017	13.50	0-0	4	0	0	0/0	1	2.2	6	4	4	2	5
TOTAL	6.46	0-0	17	0	0	0/0	1	15.1	28	11	11	6	15

2017 Sun Devil Baseball

PLAYER BIOS



Ryan Hingst #17 RHP

Junior - 6'4 - 200
Bats/Throws: R/R
El Paso, Texas
Franklin


2017 Season-High.....Statistic.....Career-High
4.0 vs. Northwestern (2/17) IP 9.0 vs. Utah (3/25/16)
4 at TCU (2/25) SO 9 vs. Utah (3/25/16)
5 at TCU (2/25) BB 5 at TCU (2/25/17)

2017

Date	Opponent	GS	IP	H	R	ER	BB	SO	2B	3B	HR	WP	BK	HBP	IBB	Score	W-L	Sv	ERA	NP
Feb 17	NORTHWESTERN	1	4.0	1	3	0	3	3	1	0	0	0	0	0	0	4-3	0-0	0	0.00	79
Feb 25	at TCU	1	3.2	4	4	4	5	4	1	0	0	0	0	0	0	2-8	0-1	0	4.00	86
Mar 03	LOYOLA MARYMOUNT	1	3.2	1	0	0	0	1	0	0	0	0	0	0	0	2-1	0-1	0	4.50	8
Mar 04	LOYOLA MARYMOUNT	1	1.2	2	1	0	0	2	0	0	0	0	0	0	0	2-3	0-1	0	3.00	26
Mar 07	CAL STATE FULLERTON	1	3.1	1	1	1	3	2	0	0	0	0	0	0	0	4-10	0-1	0	3.45	55
Mar 11	LONG BEACH STATE	1	3.1	0	0	0	0	1	0	0	0	0	0	0	0	3-4	0-1	0	3.38	6
Mar 12	LONG BEACH STATE	1	2.0	4	4	3	2	1	1	0	0	1	0	0	0	3-5	0-1	0	4.70	44
Totals		7	15.1	13	12	8	13	13	2	0	0	1	0	0	0	31-34	0-1	0	4.70	

Career Year-by-Year

Year	era	w-l	app	gs	cg	sho	sv	ip	h	r	er	bb	so
2015	5.79	3-3	12	4	0	0/0	0	23.1	29	16	15	10	16
2016	3.06	3-1	15	2	1	1/0	2	32.1	23	12	11	16	31
2017	4.70	0-1	7	4	0	0/0	0	15.1	13	12	8	13	13
TOTAL	4.31	6-5	34	10	1	1/0	2	71.0	65	40	34	39	60



Chris Isbell #26 RHP

Sophomore - 6'0 - 195
Bats/Throws: R/R
Scottsdale, Ariz.
Horizon


2017 Season-High.....Statistic.....Career-High
0.2 vs. Oklahoma State (2/21) IP 3.1 vs. Washington (4/10/16)
N/A SO 3, twice, last at San Diego (5/18/16)
N/A BB 2, twice last at Arizona (5/14/16)

2017

Date	Opponent	GS	IP	H	R	ER	BB	SO	2B	3B	HR	WP	BK	HBP	IBB	Score	W-L	Sv	ERA	NP
Feb 21	OKLAHOMA STATE	0	0.2	2	2	2	0	0	0	0	0	0	0	0	0	4-18	0-0	0	27.00	13
Totals		0	0.2	2	2	2	0	0	0	0	0	0	0	0	0	4-18	0-0	0	27.00	

Career Year-by-Year

Year	era	w-l	app	gs	cg	sho	sv	ip	h	r	er	bb	so
2016	2.84	2-2	15	1	0	0/0	0	19.0	23	11	6	8	10
2017	27.00	0-0	1	0	0	0/0	0	0.2	2	2	2	0	0
TOTAL	3.66	2-2	16	1	0	0/0	0	19.2	25	13	8	8	10




Taylor Lane #47 INF

Junior - 6'4 - 205
Bats/Throws: R/R
Chesapeake, Virg.
IMG

2017 Season-High.....Statistic.....Career-High
2 vs. Northwestern (2/17) Hits 2 vs. Northwestern (2/17/17)
1 vs. LBSU (3/11) RBI 1 vs. LBSU (3/11/17)
1, 3x, last vs. NMSU (2/28) RS 1, 3x, last vs. NMSU (2/28/17)

2017

Date	Opponent	Pos	AB	R	H	RBI	2B	3B	HR	BB	SB	CS	HBP	SAC	SF	GDP	K	PO	A	E	Avg
Feb 17	NORTHWESTERN	*1b	4	0	2	0	0	0	0	0	0	0	0	0	0	0	0	1	13	0	500
Feb 18	NORTHWESTERN	*3b	3	1	0	0	0	0	0	0	0	0	0	0	0	0	0	0	0	0	286
Feb 21	OKLAHOMA STATE	*3b	4	0	0	0	0	0	0	0	0	0	0	0	0	0	1	4	3	0	152
Feb 25	at TCU	*1b/3b	4	0	0	0	0	0	0	0	0	0	0	0	0	0	0	1	4	0	200
Feb 26	at TCU	*1b/3b	2	1	1	0	0	0	0	0	0	0	0	0	0	0	0	0	0	0	235
Feb 26	NEW MEXICO STATE	*3b	4	1	1	0	0	0	0	0	0	0	0	0	0	0	2	1	1	0	238
Mar 04	LOYOLA MARYMOUNT	*1b	4	0	1	0	0	0	0	0	0	0	0	0	0	0	0	7	2	0	240
Mar 07	CAL STATE FULLERTON	1b	1	0	0	0	0	0	0	0	0	0	0	0	0	0	0	1	0	0	231
Mar 08	CAL STATE FULLERTON	ph/2b	0	0	0	0	0	0	0	0	0	0	0	0	0	0	0	2	0	0	231
Mar 10	LONG BEACH STATE	3b	1	0	0	0	0	0	0	0	0	0	0	0	0	0	0	0	1	0	222
Mar 11	LONG BEACH STATE	ph/3b	0	0	0	1	0	0	0	0	0	0	0	0	0	0	0	0	0	0	222
Totals		7gs	27	3	6	1	0	0	0	3	0	0	1	0	1	0	6	37	7	1	222



Ryan Lillard #5 OF

Junior - 6'1 - 203
Bats/Throws: L/R
Urbandale, Iowa
Urbandale

2017 Season-High.....Statistic.....Career-High
2, twice, last vs. NMSU (2/28) Hits 2, 6x, last vs. NMSU (2/28/17)
2, 4x, last vs. LBSU (3/12) RBI 2, 7x, last vs. LBSU (3/12/17)
2, 3x, last vs. LBSU (3/12) RS 3 at UCLA (5/22/16)

2017


Date	Opponent	Pos	AB	R	H	RBI	2B	3B	HR	BB	SB	CS	HBP	SAC	SF	GDP	K	PO	A	E	Avg
Feb 17	NORTHWESTERN	*of	3	1	1	0	1	0	0	1	0	0	0	0	0	0	1	0	0	0	333
Feb 17	NORTHWESTERN	*of	2	0	2	1	0	0	0	0	0	0	0	0	0	0	1	2	0	0	376
Feb 18	NORTHWESTERN	*of	4	0	1	0	0	0	0	0	0	0	0	0	0	0	0	2	0	0	353
Feb 21	OKLAHOMA STATE	*of	3	0	0	0	0	0	0	0	0	0	0	0	0	0	0	2	0	0	267
Feb 25	at TCU	*of	4	0	0	0	0	0	0	0	0	0	0	0	0	0	0	1	0	0	250
Feb 26	at TCU	*of	4	0	0	0	0	0	0	0	0	0	0	0	0	0	0	3	1	0	208
Feb 26	NEW MEXICO STATE	*of	3	2	2	2	0	0	0	1	1	0	0	0	0	0	1	0	0	0	235
Mar 04	LOYOLA MARYMOUNT	ph	1	0	0	0	0	0	0	0	0	0	0	0	0	0	0	0	0	0	233
Mar 04	LOYOLA MARYMOUNT	ph	1	0	0	0	0	0	0	0	0	0	0	0	0	0	0	0	0	0	233
Mar 05	LOYOLA MARYMOUNT	ph	2	1	1	0	1	0	0	0	0	0	0	0	0	0	0	1	0	0	242
Mar 07	CAL STATE FULLERTON	ph/of	2	0	1	0	0	0	0	0	0	0	0	0	0	0	0	0	0	0	267
Mar 08	CAL STATE FULLERTON	*of	3	0	1	2	1	0	0	0	0	0	0	0	0	0	0	0	0	0	263
Mar 10	LONG BEACH STATE	*of	3	2	0	0	0	0	0	2	0	0	0	0	0	0	0	1	0	0	244
Mar 11	LONG BEACH STATE	*of	2	1	1	0	0	0	0	0	0	0	0	0	0	0	0	2	0	0	236
Mar 12	LONG BEACH STATE	*of	3	1	1	2	0	0	0	0	0	0	0	0	0	0	1	0	0	0	261
Totals		12gs	46	11	12	7	4	0	1	6	1	1	1	1	1	0	11	18	1	0	261

Career Year-by-Year

Year	avg	gp-gs	ab	r	h	2b	3b	hr	rbi	bb	so	sb-att
2015	.233	26-5	30	11	7	1	0	0	3	0	12	0-0
2016	.227	38-19	88	12	20	5	1	1	15	8	24	7-7
2017	.251	15-12	46	11	12	4	0	1	7	6	11	1-2
TOTAL	.238	79-36	164	34	39	10	1	2	25	14	47	8-9

2017 Sun Devil Baseball

PLAYER BIOS




Lyle Lin #27 C

Freshman - 6'1 - 207
Bats/Throws: R/R
Taipei, Taiwan
JSerra Catholic

2017 Season-High.....Statistic.....Career-High
3, 3x, last vs. NMSU (2/28)..... Hits.....2, 3x, last vs. NMSU (2/28/17)
2, 4x, last vs. LMU (3/5)..... RBI.....2, 4x, last vs. LMU (3/5/17)
2, twice, last vs. LBSU (3/12)..... RS.....2, twice, last vs. LBSU (3/12/17)

2017

Date	Opponent	Pos	AB	R	H	RBI	2B	3B	HR	BB	SB	CS	HBP	SAC	SF	GDP	K	PO	A	E	Avg	
Feb 17	NORTHWESTERN-1	*1b	4	0	2	2	1	0	0	0	0	0	0	0	0	0	1	8	0	0	.500	
Feb 17	NORTHWESTERN-2	*c	4	0	2	0	1	0	0	0	0	0	0	0	0	0	1	8	1	0	.444	
Feb 18	NORTHWESTERN-1	*1b	4	0	3	1	1	0	0	0	0	0	0	0	0	0	0	12	0	0	.538	
Feb 21	OKLAHOMA STATE	*1b	2	0	0	0	0	0	0	1	0	0	0	0	0	0	1	6	0	0	.467	
Feb 24	at TCU	*1b	5	0	2	2	0	0	0	0	0	0	0	0	0	0	0	9	2	0	.416	
Feb 25	at TCU	*c/1b	5	0	2	1	0	0	0	0	0	0	0	0	0	0	0	7	2	0	.462	
Feb 26	at TCU	*c	4	0	1	0	0	0	0	0	0	0	0	0	0	0	1	7	0	0	.433	
Feb 26	NLW MCKINLEY STATE	*1b	5	2	3	2	0	0	0	1	2	0	0	0	0	0	0	1	5	3	1	.421
Mar 03	LOYOLA MARYMOUN	*c	4	0	2	1	1	0	0	0	0	0	0	0	0	0	2	12	1	0	.429	
Mar 04	LOYOLA MARYMOUN	*c/1b	4	0	2	2	0	0	0	0	0	0	0	0	0	0	0	5	3	0	.438	
Mar 05	LOYOLA MARYMOUN	*1b	4	0	2	1	0	0	0	0	0	0	0	0	0	0	0	11	0	0	.440	
Mar 07	CAL STATE FULLERTON	*1b	2	1	0	0	0	0	0	1	0	0	0	0	0	0	0	7	0	1	.423	
Mar 08	CAL STATE FULLERTON	*c/1b	2	1	0	0	0	0	0	0	0	0	0	0	0	0	0	12	0	0	.386	
Mar 10	LONG BEACH STATE	*1b	5	0	0	0	0	0	0	0	0	0	0	0	0	0	1	7	1	0	.377	
Mar 11	LONG BEACH STATE	*1b	3	2	1	1	1	0	0	1	0	0	0	0	0	0	1	7	1	0	.376	
Mar 12	LONG BEACH STATE	*1b	3	2	1	1	1	0	0	1	0	0	0	0	0	0	1	7	1	0	.376	
Totals		16gs	64	7	24	13	3	0	0	5	2	0	0	0	0	0	9	121	17	3	.375	



Eli Lingos #15 LHP

Junior - 6'0 - 192
Bats/Throws: L/L
Temecula, Calif.
Greak Oak


2017 Season-High.....Statistic.....Career-High
7.2 vs. LMU (3/3)..... IP.....7.2 vs. LMU (3/3/17)
8 at TCU (2/24)..... SO.....8 at TCU (2/24/17)
3 at TCU (2/24)..... BB.....4, twice, last at Arizona (5/14/16)

2017

Date	Opponent	GS	IP	H	R	ER	BB	SO	2B	3B	HR	WP	BK	HBP	IBB	Score	W-L	Sv	ERA	NP	
Feb 17	NORTHWESTERN-1	*	6.2	3	2	2	0	0	0	0	0	1	0	0	0	3-1	1-0	0	0.00	81	
Feb 24	at TCU	*	6.0	2	2	2	3	8	0	0	1	0	0	0	0	13-9	2-0	0	1.42	101	
Mar 03	LOYOLA MARYMOUN	*	7.2	5	1	0	0	6	2	0	0	0	0	0	1	0	2-1	3-0	0	0.89	106
Mar 10	LONG BEACH STATE	*	6.0	13	6	9	1	4	0	0	1	1	0	0	0	7-6	3-0	0	2.39	107	
Totals		4	26.1	23	9	7	4	24	3	0	2	2	0	0	3	0	25-17	3-0	0	2.39	107

Career Year-by-Year

Year	era	w-l	app	gs	cg	sho	sv	ip	h	r	er	bb	so
2015	5.03	1-1	15	0	0	0/0	0	19.2	17	16	11	8	18
2016	4.50	3-5	20	12	0	0/0	1	64.0	74	37	32	26	50
2017	2.39	3-0	4	4	0	0/0	0	26.1	23	9	7	4	24
TOTAL	4.09	7-6	39	16	0	0/0	1	110.0	114	62	50	38	92




Alec Marsh #8 RHP

Freshman - 6'2 - 220
Bats/Throws: R/R
Milwaukee, Wisc.
Ronald Reagan

2017 Season-High.....Statistic.....Career-High
2.0 vs. Northwestern (2/17)..... IP.....2.0 vs. Northwestern (2/17/17)
1 vs. Oklahoma State (2/21)..... SO.....1 vs. Oklahoma State (2/21/17)
1, 3x, last vs. NMSU (2/28)..... BB.....1, 3x, last vs. NMSU (2/28/17)

2017

Date	Opponent	GS	IP	H	R	ER	BB	SO	2B	3B	HR	WP	BK	HBP	IBB	Score	W-L	Sv	ERA	NP	
Feb 21	OKLAHOMA STATE		1.0	2	0	0	0	1	0	0	0	0	1	0	0	0	4-18	0-0	0	0.00	15
Mar 07	CAL STATE FULLERT		0.2	1	0	0	1	0	0	0	0	0	1	0	0	0	4-10	0-0	0	0.00	19
Totals		0	1.2	3	0	0	1	1	0	0	0	0	2	0	0	0	8-28	0-0	0	0.00	-



Jeremy McCuin #10 INF

Sophomore - 6'1 - 182
Bats/Throws: S/R
Gilbert, Ariz.
Perry

2017 Season-High.....Statistic.....Career-High
2 vs. Northwestern (2/17)..... Hits.....2, 4x, last at TCU (2/24/17)
2, twice, last vs. Oklahoma State (2/21)..... RBI.....2, 4x, last vs. Oklahoma State (2/21/17)
2 vs. LBSU (3/10)..... RS.....2 vs. LBSU (3/10/17)

2017


Date	Opponent	Pos	AB	R	H	RBI	2B	3B	HR	BB	SB	CS	HBP	SAC	SF	GDP	K	PO	A	E	Avg
Feb 17	NOR IOWLS IRLN-1	*ss	4	0	0	0	0	0	0	0	0	0	0	0	0	0	0	0	5	0	.000
Feb 17	NORTHWESTERN-2	*ss	4	0	1	0	0	0	0	0	0	0	0	0	0	0	0	1	8	0	.125
Feb 18	NORTHWESTERN-1	*ss	4	2	2	2	1	1	0	0	0	0	0	0	0	0	0	0	1	6	.250
Feb 21	OKLAHOMA STATE	*ss	4	0	1	2	0	0	0	0	0	0	0	0	0	0	0	0	2	2	.250
Feb 24	at TCU	*ss	4	1	2	1	0	0	0	1	0	0	0	0	0	0	0	0	2	0	.250
Feb 25	at TCU	*ss	5	0	0	0	0	0	0	0	0	0	0	0	0	0	0	3	1	0	.231
Feb 26	at TCU	*ss	3	0	0	0	0	0	0	0	0	0	0	0	0	0	0	1	2	0	.207
Mar 03	LOYOLA MARYMOUN	*ss	3	0	0	0	0	0	0	0	0	0	0	0	0	0	0	0	3	1	.168
Mar 04	LOYOLA MARYMOUN	*ss	3	0	1	0	0	0	0	0	0	0	0	0	0	0	0	2	1	4	.200
Mar 05	LOYOLA MARYMOUN	*ss	2	0	1	0	0	0	0	0	0	0	0	0	0	0	0	0	1	2	.216
Mar 07	CAL STATE FULLERTON	*ss	4	1	1	0	0	0	0	0	0	0	0	0	0	0	0	0	2	1	.228
Mar 08	CAL STATE FULLERTON	*ss	2	1	1	0	0	0	0	0	0	0	0	0	0	0	0	0	1	2	.253
Mar 10	LONG BEACH STATE	*ss	2	2	1	0	0	0	0	0	0	0	0	0	0	0	0	1	0	2	.244
Mar 11	LONG BEACH STATE	*ss	3	0	1	1	0	0	0	0	0	0	0	0	0	0	0	1	0	1	.250
Mar 12	LONG BEACH STATE	*ss	4	0	0	0	0	0	0	0	0	0	0	0	0	0	0	4	3	1	.231
Totals			57	8	17	5	1	1	0	3	0	1	0	1	0	1	15	25	53	7	.231

Career Year-by-Year

Year	avg	gp-gs	ab	r	h	2b	3b	hr	rbi	bb	so	sb-att
2016	.163	37-27	92	11	15	4	0	1	7	8	24	0-1
2017	.231	15-15	52	8	12	1	1	0	5	3	15	0-1
TOTAL	.188	52-42	144	19	27	5	1	1	12	11	39	0-2

2017 Sun Devil Baseball

PLAYER BIOS




Chaz Montoya #3 LHP

Freshman - 6'0 - 160
Bats/Throws: L/L
Glendale, Ariz.
Centennial

2017 Season-High	Statistic	Career-High
3.1 vs. LBSU (3/10)	IP	3.1 vs. LBSU (3/10/17)
5 vs. LBSU (3/10)	SO	5 vs. LBSU (3/10/17)
2 at TCU (2/26)	BB	2, at TCU (2/26/17)

2017

Date	Opponent	GS	IP	H	R	ER	BB	SO	2B	3B	HR	WP	BK	HBP	IBB	Score	W-L	Sv	ERA	NP
Feb 17	NORTHWESTERN	1	0.2	0	0	0	0	1	0	0	0	0	0	0	0	4-18	0-0	0	3.38	32
Feb 21	OKLAHOMA STATE	1	0.2	0	0	0	0	2	0	0	0	0	0	0	0	13-3	0-0	1	33.0	31
Feb 24	at TCU	1	0.2	0	0	0	0	0	0	0	0	0	0	0	0	13-3	0-0	1	22.50	37
Feb 26	at TCU	1	1.0	3	2	1	2	0	0	0	0	0	0	0	0	2-9	0-1	1	29.00	29
Mar 03	LOYOLA MARYMOUN	1	0.1	0	0	0	0	0	0	0	0	0	0	0	0	2-1	0-1	1	21.60	2
Mar 04	LOYOLA MARYMOUN	1	0.1	0	0	0	0	0	0	0	0	0	0	0	0	2-3	0-1	1	18.64	5
Mar 05	LOYOLA MARYMOUN	1	1.2	3	1	1	1	1	1	0	0	0	0	0	0	3-8	0-1	1	15.19	26
Mar 07	CAL STATE FULLERTON	1	0.1	1	0	0	1	1	0	0	0	0	0	0	0	4-10	0-1	1	14.29	11
Mar 10	LONG BEACH STATE	1	0.1	0	0	0	0	1	0	0	0	0	0	0	0	4-5	0-1	1	3.00	45
Totals		0	3.0	13	3	2	7	12	5	0	0	0	0	0	0	47-61	1-1	1	9.00	-



James Ryan #39 RHP

Sophomore - 6'2 - 190
Bats/Throws: R/R
Huntington Beach, Calif.
Marina


2017 Season-High	Statistic	Career-High
3.0 vs. Northwestern (2/18)	IP	4.0 at Fullerton (4/9/16)
2 at TCU (2/24)	SO	3, 3x, last at Long Beach State (2/26/16)
N/A	BB	2 vs. Oregon (5/7/16)

2017

Date	Opponent	GS	IP	H	R	ER	BB	SO	2B	3B	HR	WP	BK	HBP	IBB	Score	W-L	Sv	ERA	NP
Feb 18	NORTHWESTERN	1	3.0	0	0	0	0	1	0	0	0	0	0	0	0	6-2	1-0	0	0.00	22
Feb 24	at TCU	1	1.1	4	4	4	0	2	0	0	0	0	0	0	0	13-9	1-0	0	8.31	31
Mar 05	LOYOLA MARYMOUN	1	1.1	2	1	1	0	0	1	0	0	0	0	0	0	5-8	1-0	0	7.94	20
Mar 07	CAL STATE FULLERTON	1	1.0	2	2	2	0	0	0	0	0	0	0	0	0	4-10	1-1	0	9.45	8
Totals		0	6.2	8	7	7	0	3	1	0	0	0	0	0	0	28-29	1-1	0	9.45	-

Career Year-by-Year

Year	era	w-l	app	gs	cg	sho	sv	ip	h	r	er	bb	so
2016	5.28	0-0	19	1	0	0/0	1	29.0	41	19	17	7	19
2017	9.45	1-1	4	0	0	0/0	0	6.2	8	7	7	0	3
TOTAL	6.06	1-1	23	1	0	0/0	1	35.2	49	26	24	7	22



Grant Schneider #29 RHP

Junior - 6'3 - 205
Bats/Throws: R/R
Austin, Tex.
Lake Travis

2017 Season-High	Statistic	Career-High
3.2 vs. Fullerton (3/8)	IP	3.2 vs. Fullerton (3/8/17)
4 vs. Fullerton (3/8)	SO	4 vs. Fullerton (3/8/17)
3 vs. Fullerton (3/8)	BB	3, twice, last vs. Fullerton (3/8/17)

2017

Date	Opponent	GS	IP	H	R	ER	BB	SO	2B	3B	HR	WP	BK	HBP	IBB	Score	W-L	Sv	ERA	NP
Feb 21	OKLAHOMA STATE		2.2	4	3	1	0	1	0	0	0	0	0	0	0	4-18	0-0	0	3.38	32
Feb 25	at TCU		0.2	0	0	0	1	1	0	0	0	0	0	0	0	4-8	0-0	0	2.70	11
Feb 28	NEW MEXICO STATE		1.0	3	2	2	0	2	1	0	0	0	0	0	0	12-5	0-0	0	6.23	22
Mar 08	CAL STATE FULLERT		3.2	10	6	6	3	4	3	0	0	1	0	0	0	4-13	0-0	0	10.12	88
Totals		0	8.0	17	11	9	4	8	4	0	0	1	0	0	0	24-44	0-0	0	10.12	

Career Year-by-Year

Year	era	w-l	app	gs	cg	sho	sv	ip	h	r	er	bb	so
2015	12.00	0-0	3	0	0	0/0	0	3.0	2	4	4	4	3
2016	8.38	0-0	9	0	0	0/0	1	9.2	12	11	9	11	7
2017	10.12	0-0	4	0	0	0/0	0	8.0	17	11	9	4	8
TOTAL	9.58	0-0	16	0	0	0/0	1	20.2	31	26	22	19	18



Andrew Shaps #16 OF

Junior - 6'1 - 190
Bats/Throws: L/L
Paradise Valley, Ariz.
Chaparral

2017 Season-High	Statistic	Career-High
2, 4x, last vs. LBSU (3/11)	Hits	3, 3x, last vs. Eastern Michigan (3/5/16)
2 vs. LBSU (3/10)	RBI	3, twice, last at UCLA (5/20/16)
2, twice, last vs. LMU (3/5)	RS	2, 7x, last vs. LMU (3/5/17)

2017


Date	Opponent	Pos	AB	R	H	RBI	2B	3B	HR	BB	SB	CS	HBP	SAC	SF	OPF	K	PO	A	E	Avg
Feb 25	at TCU	1st	3	2	2	0	0	0	0	0	0	0	0	0	0	0	0	0	0	0	.667
Feb 26	at TCU	1st	4	1	0	0	0	0	0	0	0	0	0	0	0	0	0	0	0	0	.286
Feb 28	NEW MEXICO STATE	1st	4	1	0	0	0	0	0	0	0	0	0	0	0	0	0	0	0	0	.152
Mar 03	LOYOLA MARYMOUN	1st	4	0	1	1	0	0	0	0	0	0	0	0	0	0	0	0	0	0	.200
Mar 04	LOYOLA MARYMOUN	1st	4	0	1	0	0	0	0	0	0	0	0	0	0	0	0	0	0	0	.211
Mar 05	LOYOLA MARYMOUN	1st	5	2	2	1	0	0	0	0	0	0	0	0	0	0	0	0	0	0	.250
Mar 07	CAL STATE FULLERTON	1st	5	1	2	1	1	0	0	0	0	0	0	0	0	0	0	0	0	0	.276
Mar 08	CAL STATE FULLERTON	1st	3	0	1	0	0	0	0	0	0	0	0	0	0	0	0	0	0	0	.281
Mar 10	LONG BEACH STATE	1st	5	1	2	0	0	0	0	0	0	0	0	0	0	0	0	0	0	0	.270
Mar 11	LONG BEACH STATE	1st	4	1	2	0	0	0	0	0	0	0	0	0	0	0	0	0	0	0	.250
Mar 12	LONG BEACH STATE	1st	3	1	1	1	0	0	0	0	0	0	0	0	0	0	0	0	0	0	.250
Totals		11gs	44	9	13	6	1	0	2	6	3	1	0	0	0	0	2	3	23	1	.235

Career Year-by-Year

Year	avg	gp-gs	ab	r	h	2b	3b	hr	rbi	bb	so	sb-att
2015	.000	25-0	6	1	0	0	0	0	1	0	3	0-0
2016	.321	57-56	212	29	68	12	4	2	27	13	37	6-11
2017	.295	11-11	44	9	13	1	0	2	6	3	3	3-4
TOTAL	.309	93-67	262	39	81	13	4	4	34	19	43	9-15

2017 Sun Devil Baseball

PLAYER BIOS



Andrew Snow

**#4
INF**

Junior - 6'1 - 185
Bats/Throws: R/R
Woodland, Calif.
Jesuit


2017 Season-High	Statistic	Career-High
4 vs. NMSU (2/28)	Hits	4 vs. NMSU (2/28/17)
3 vs. NMSU (2/28)	RBI	4 at Washington State (4/2/16)
2, twice, last vs. NMSU (2/28)	RS	3 vs. New Mexico (4/29/16)

2017

Date	Opponent	Pos	AB	R	H	RBI	2B	3B	HR	BB	SB	CS	HBP	SAC	SF	GDP	K	PO	A	E	Avg
Feb 17	NORTHWESTERN-2	3b	4	1	2	1	0	0	0	0	0	0	0	0	0	0	0	2	3	1	.500
Feb 18	NORTHWESTERN	ph	1	0	0	0	0	0	0	0	0	0	0	0	0	0	0	0	0	0	.000
Feb 21	OKLAHOMA STATE	ph/3b	1	0	0	0	0	0	0	0	0	0	0	0	0	0	0	0	0	0	.000
Feb 24	at LCU	3b	4	2	1	2	0	0	0	1	0	0	0	0	0	0	1	0	1	1	.333
Feb 25	at TCU	3b	3	0	1	0	0	0	0	1	0	0	0	0	0	0	0	0	0	0	.333
Feb 26	at LCU	ph	1	0	0	0	0	0	0	0	0	0	0	0	0	0	0	0	0	0	.000
Feb 28	NEW MEXICO STATE	3b	4	1	0	0	0	0	0	0	0	0	0	0	0	0	0	0	0	0	.250
Mar 03	LOYOLA MARYMOUN	3b	4	1	0	0	0	0	0	0	0	0	0	0	0	0	1	10	1	0	.250
Mar 04	LOYOLA MARYMOUN	2b	4	1	0	0	0	0	0	0	0	0	0	0	0	0	1	1	2	1	.250
Mar 05	LOYOLA MARYMOUN	1b/2b	5	0	0	0	0	0	0	0	0	0	0	0	0	0	0	1	10	0	.000
Mar 06	CAL STATE FULLERTON	1b	3	0	0	0	0	0	0	0	0	0	0	0	0	0	0	1	3	0	.000
Mar 10	LONG BEACH STATE	ph	1	0	0	0	0	0	0	0	0	0	0	0	0	0	0	0	0	0	.000
Totals		3b	37	7	12	9	2	0	0	4	0	0	0	0	0	0	8	30	8	7	.324

Career Year-by-Year

Year	avg	gp-gs	ab	r	h	2b	3b	hr	rbi	bb	so	sb-att
2015	.300	48-40	140	18	42	6	1	2	24	10	31	1-5
2016	.276	54-52	192	24	53	13	0	0	24	16	36	2-4
2017	.324	13-9	37	7	12	2	0	0	9	4	8	0-0
TOTAL	.290	115-101	369	49	107	21	1	2	57	30	75	3-9



Fitz Stadler

**#22
RHP**

Sophomore - 6'9 - 234
Bats/Throws: R/R
Glenview, Ill.
Glenbrook South


2017 Season-High	Statistic	Career-High
3.2 vs. NMSU (2/28)	IP	3.2 vs. NMSU (2/28/17)
2, 3x, last vs. Fullerton (3/8)	SO	2, 6x, last vs. Fullerton (3/8/17)
1 vs. NMSU (2/28)	BB	3 at UCLA (5/21/16)

2017

Date	Opponent	GS	IP	H	R	ER	BB	SO	2B	3B	HR	WP	BK	HBP	IBB	Score	W-L	Sv	ERA	NP
Feb 17	NORTHWESTERN-2	*	2.2	1	0	0	0	2	0	0	0	0	0	0	0	4-3	0-0	0	0.00	39
Feb 26	at TCU	*	1.0	2	1	1	0	0	0	0	0	0	0	0	0	2-5	0	0	2.25	19
Feb 28	NEW MEXICO STATE	*	3.2	1	2	2	1	1	0	0	0	0	0	0	0	12-5	1-0	0	3.68	42
Mar 05	LOYOLA MARYMOUN	*	2.0	1	0	0	0	2	0	0	0	0	0	0	0	5-8	1-0	0	2.89	27
Mar 08	CAL STATE FULLERTON	*	2.0	8	7	4	0	2	1	1	0	1	0	0	0	4-13	1-1	0	5.25	51
Mar 12	LONG BEACH STATE	*	1.2	1	0	0	0	0	0	0	0	0	0	0	0	8-5	1-1	0	4.85	14
Totals		1	13.0	14	10	7	1	7	1	2	0	1	0	2	0	35-39	1-1	0	4.85	-

Career Year-by-Year

Year	era	w-l	app	gs	cg	sho	sv	ip	h	r	er	bb	so
2016	9.35	0-1	12	1	0	0/0	0	17.1	30	22	18	15	10
2017	4.85	1-1	6	1	0	0/0	0	13.0	14	10	7	1	7
TOTAL	7.42	1-2	18	2	0	0/0	0	30.1	44	32	25	16	17



Reagan Todd

**#18
LHP/INF**

Redshirt Sophomore - 6'3 - 215
Bats/Throws: L/L
Centennial, Colo.
Regis Jesuit


2017 Season-High	Statistic	Career-High
3.0 vs. Northwestern (2/18)	IP	6.0 vs. UC Davis (3/13/16)
5, twice, last vs. LMU (3/4)	SO	4, twice, last vs. LMU (3/4/17)
2, twice, last vs. LBSU (3/11)	BB	4 vs. Washington (4/10/16)

2017

Date	Opponent	GS	IP	H	R	ER	BB	SO	2B	3B	HR	WP	BK	HBP	IBB	Score	W-L	Sv	ERA	NP
Feb 17	NORTHWESTERN-1	*	1.1	0	0	0	1	0	0	0	0	0	0	0	0	3-1	0-0	0	0.00	15
Feb 18	NORTHWESTERN	*	3.0	2	1	0	0	5	0	0	0	0	0	0	0	5-2	0-0	0	0.00	38
Feb 24	at TCU	*	1.0	2	1	1	0	0	0	0	0	0	0	0	0	13-9	0-0	0	5.06	33
Feb 28	NEW MEXICO STATE	*	1.2	2	0	0	0	2	1	0	0	0	0	0	0	12-5	0-0	0	3.86	26
Mar 03	LOYOLA MARYMOUN	*	0.7	1	0	0	0	0	0	0	0	0	0	0	0	2-1	0-0	0	3.52	7
Mar 05	LOYOLA MARYMOUN	*	2.0	3	2	2	0	5	0	1	0	0	0	0	0	2-3	0-1	1	4.66	33
Mar 11	LONG BEACH STATE	*	2.2	2	2	2	1	1	0	0	0	0	0	0	0	3-4	1-1	1	5.11	41
Totals		0	12.1	12	7	7	5	14	2	1	0	0	0	0	0	47-25	1-1	1	5.11	-

Career Year-by-Year

Year	era	w-l	app	gs	cg	sho	sv	ip	h	r	er	bb	so
2016	6.64	1-4	15	6	0	0/0	0	42.0	53	36	31	20	37
2017	5.11	1-1	7	0	0	0/0	1	12.1	12	7	7	5	14
TOTAL	6.29	2-5	22	6	0	0/0	1	54.1	65	43	38	25	51



Spencer Van Scoyoc

**#44
LHP/INF**

Freshman - 6'4 - 200
Bats/Throws: L/L
Cedar Rapids, Iowa
Jefferson


2017 Season-High	Statistic	Career-High
6.0 at TCU (2/26)	IP	6.0 at TCU (2/26/17)
4 at TCU (2/26)	SO	4 at TCU (2/26/17)
5 at TCU (2/26)	BB	5 at TCU (2/26/17)

2017

Date	Opponent	GS	IP	H	R	ER	BB	SO	2B	3B	HR	WP	BK	HBP	IBB	Score	W-L	Sv	ERA	NP
Feb 18	NORTHWESTERN	*	2.1	1	1	1	3	3	0	0	0	0	0	0	0	6-2	0-0	0	3.86	52
Feb 26	at TCU	*	6.0	2	1	0	5	4	0	0	0	0	0	0	0	2-5	0-0	0	1.08	103
Mar 04	LOYOLA MARYMOUN	*	5.0	4	1	1	4	4	1	0	0	0	0	0	0	9-3	0-0	0	1.35	85
Mar 11	LONG BEACH STATE	*	4.2	2	2	2	2	4	1	0	0	0	0	0	0	9-4	0-0	0	2.00	92
Totals		4	18.0	9	5	4	16	12	2	0	0	1	1	5	0	19-14	0-0	0	2.00	-

2017 Sun Devil Baseball

PLAYER BIOS



Tanner West

#38
LHP

Freshman - 6'2 - 190
Bats/Throws: L/L
Albuquerque, New Mex.
Volcano Vista

2017 Season-High.....Statistic.....Career-High
3.1 vs. Fullerton (3/8).....IP.....3.1 vs. Fullerton (3/8/17)
2 vs. Fullerton (3/8).....SO.....2 vs. Fullerton (3/8/17)
2, twice, last vs. LBSU (3/12).....BB.....2, twice, last vs. LBSU (3/12/17)

2017

Date	Opponent	GS	IP	H	R	ER	BB	SO	2B	3B	HR	WP	BK	HBP	IBB	Score	W-L	Sv	ERA	NP
Feb 21	OKLAHOMA STATE		0.1	2	2	2	2	1	0	0	0	0	0	0	0	4-18	0-0	0	54.00	20
Feb 26	at TCU		0.2	0	0	0	0	1	0	0	0	0	0	0	0	4-8	0-0	0	18.00	11
Mar 08	CAL STATE FULLERTON		3.1	0	0	0	1	2	0	0	0	0	0	1	0	4-13	0-0	0	4.15	43
Mar 12	LONG BEACH STATE		0.1	2	1	0	2	0	0	0	0	0	0	0	0	8-5	0-0	0	3.86	21
Totals		0	4.2	4	3	2	5	4	0	0	0	0	0	1	0	20-34	0-0	0	3.85	-



Tyler Williams

#25
OF

Sophomore - 6'3 - 236
Bats/Throws: R/R
Peoria, Ariz.
Raymond S. Kellis


2017 Season-High.....Statistic.....Career-High
2 at TCU (2/24).....Hits.....3 vs. California (4/15/16)
2 at TCU (2/24).....RBI.....2, twice, last at TCU (2/24/17)
1, 4x, last vs. Fullerton (3/8).....RS.....3 at Washington State (4/2/16)

2017

Date	Opponent	Pos	AB	R	H	RBI	2B	3B	HR	BB	SB	CS	HBP	SAC	SF	GDP	K	PO	A	E	Avg
Feb 17	OKLAHOMA STATE	ph/dh	2	0	1	0	1	0	0	0	0	0	0	0	0	0	0	0	0	0	500
Feb 21	OKLAHOMA STATE	ph/dh	2	1	1	1	0	0	1	0	0	0	0	0	0	0	0	0	0	0	500
Feb 24	at TCU	*dh	4	1	2	2	0	0	1	0	0	0	1	0	0	0	1	0	0	0	500
Feb 26	at TCU	*dh	4	0	1	1	0	0	0	0	0	0	0	0	0	0	1	0	1	0	411
Feb 28	at TCU	*dh	5	0	0	1	0	0	0	0	0	0	0	0	0	0	0	0	0	0	234
Feb 28	NEW MEXICO STATE	*dh	3	1	0	1	0	0	0	2	0	0	0	0	0	0	0	0	0	0	250
Mar 03	LOYOLA MARYMOUNT	*dh	2	0	0	0	0	0	0	0	0	0	1	0	0	0	1	0	0	0	221
Mar 03	LOYOLA MARYMOUNT	ph/dh	1	0	0	0	0	0	0	1	0	0	0	0	0	0	0	0	0	0	211
Mar 05	LOYOLA MARYMOUNT	*dh	4	0	1	1	1	0	0	0	0	0	0	0	0	0	0	0	0	0	222
Mar 07	CAL STATE FULLERTON	*dh	4	0	1	0	0	0	0	0	0	0	0	0	0	0	2	0	0	0	276
Mar 08	CAL STATE FULLERTON	*dh	3	1	1	0	0	0	0	0	0	0	0	0	0	0	1	0	0	0	236
Mar 10	LONG BEACH STATE	ph	1	0	0	0	0	0	0	0	0	0	0	0	0	0	0	1	0	0	228
Totals		89	35	4	8	7	7	0	7	3	0	0	7	0	1	1	8	0	0	0	275

Career Year-by-Year

Year	avg	gp-gs	ab	r	h	2b	3b	hr	rbi	bb	so	sb-att
2016	.205	38-23	88	15	18	4	2	0	8	14	17	3-5
2017	.229	12-8	35	4	8	2	0	2	7	3	8	0-0
TOTAL	.211	50-31	123	19	26	6	2	2	15	17	25	3-5



Jackson Willeford

#19
INF

Redshirt Senior - 5'9 - 175
Bats/Throws: L/R
Ramona, Calif.
Ramona

2017 Season-High.....Statistic.....Career-High
1, 5x, last vs. LBSU (3/12).....Hits.....1, 5x, last vs. LBSU (3/12/17)
1, 3x, last vs. LBSU (3/12).....RBI.....1, 3x, last vs. LBSU (3/12/17)
2 vs. Fullerton (3/7).....RS.....2 vs. Fullerton (3/7/17)

2017

Date	Opponent	Pos	AB	R	H	RBI	2B	3B	HR	BB	SB	CS	HBP	SAC	SF	GDP	K	PO	A	E	Avg
Feb 25	at TCU	ph	0	0	0	0	0	0	0	0	0	0	0	0	0	0	0	0	0	0	.000
Feb 26	at TCU	*2b	3	1	1	0	0	0	0	1	0	0	0	0	0	0	1	5	3	1	.333
Mar 03	LOYOLA MARYMOUNT	*2b	3	1	1	1	0	0	0	1	0	0	0	0	0	0	1	2	1	0	.333
Mar 05	LOYOLA MARYMOUNT	*3b	4	0	0	0	0	0	0	0	0	0	0	0	0	0	1	0	1	0	.200
Mar 07	CAL STATE FULLERTON	*3b	3	2	1	0	0	0	2	0	0	0	0	0	0	0	1	2	4	0	.231
Mar 08	CAL STATE FULLERTON	*3b	4	0	0	0	0	0	0	0	0	0	0	0	0	0	3	2	2	0	.176
Mar 10	LONG BEACH STATE	*3b	2	0	0	0	0	0	0	1	0	0	0	0	0	0	0	2	2	0	.158
Mar 11	LONG BEACH STATE	*3b	3	0	1	1	0	0	0	0	0	0	1	0	0	0	0	0	0	1	.182
Mar 12	LONG BEACH STATE	*3b	2	0	1	1	1	0	0	1	0	0	0	0	0	0	0	1	2	3	.200
Totals		89	26	4	6	3	1	0	7	0	0	1	0	0	0	0	8	15	17	2	.200