

2018 Sun Devil Baseball

GAME NOTES - UTAH

ARIZONA STATE

14-22 (6-9 Pac-12)
@ASU_Baseball
@TheSunDevils

GAMES 37-39

April 20-22

6:30 p.m./6:30 p.m./12:30 p.m.

Phoenix Municipal Stadium

Phoenix, Ariz.

Watch: Pac-12 Plus

Radio: NBC Sports 1060 AM

UTAH

9-25 (4-8 Pac-12)
@UtahBaseball
@UtahAthletics

Five-Time NCAA Champions (1965, 1967, 1969, 1977, 1981) | 22 College World Series Appearances | 21 Conference Championships | 123 All-Americans | 14 National Players of the Year | 11 College Baseball Hall of Fame



ASU_BASEBALL



SUN DEVIL BASEBALL



ASU_BASEBALL

MEDIA RELATIONS CONTACT

Jeremy Hawkes

jdhawkes@asu.edu | C: 520-403-0121 | O: 480-965-9544

#10THINGS (Twitter-Friendly Notes)

1. @t_lane17 has a .395 average in Pac-12 games this season and is just shy on ABs of qualifying for the Pac-12 lead in the category.
2. @gagcanning and @spenny19 were named to the Golden Spikes Midseason Watch List for National Player of the Year.
3. With 23 career triples, @gagcanning is third in ASU history and chasing the NCAA record of 32 set back in the 1980s.
4. The Sun Devils are second the Pac-12 with 28 doubles players turned this season, 22 being helped by @swiftty23.
5. @elingos15 has a 2.31 ERA in Pac-12-only games this season, good for first among all starters in the league.
6. @spenny19 is first nationally with 18 home runs this season - the new ASU freshman record and nine more than any other NCAA freshman.
7. @elingos15 has 5 quality starts in 9 starts this season and went 5.2 IP with less than 3 earned runs in 2 other starts.
8. Spencer Torkelson has reached based in 20 consecutive games and now leads the team with 21 walks.
9. Gage Workman is currently ranked 11th in Pac-12 only games with his .348 average in league games this season.
10. @gagcanning has scored 15 runs in Pac-12-only games this season, a total that leads the conference

#BYTHENUMBERS

Drew Swift has been one of the elite freshmen in the country in the small sample size to date, posting a .354 on-base percentage thanks to his 18 walks - just outside the Pac-12 top-10. His biggest impact, however, has come from his much-needed defensive prowess at shortstop. Swift is second in the Pac-12 with 108 defensive assists this season. **The frosh has helped to turn 22 double plays this season**, tied for third in the Pac-12 and helping the Sun Devils sit second in Pac-12 with 28 total double plays this season.

Spencer Torkelson has **18 home runs in 36 games this season**, a total that leads the nation and is nine more than any other freshman. He has advanced baserunners a team-best 36 times on 78 chances (.468) and has provided plenty of productive outs as well - leading the way with 19 runners advanced with an out, nine more than any other Sun Devil. Torkelson's 13 two-out RBI also pace the squad and are six more than any other player on the roster. Torkelson needs 5 home runs to move in ASU's single-season Top-3 all-time.

Alika Williams and Lyle Lin each find themselves becoming increasingly difficult to strike out, **currently ranked 6th and 8th in the Pac-12 - respectively - in averaging just one strikeout per every 10 at-bats**. Williams has struck out just 11 times on 115 at-bats this season with Lin not far behind him with just 14 strikeouts in 151 at-bats. Williams has been impressive at the plate of late, notching a hit in 19 of his last 22 games with a .305 average in those games while he was at it.

Alec Marsh leads the team with a 2.79 ERA in 9 appearances. His ERA is good for 11th in the Pac-12 while opponent's .204 batting average against Marsh is the 8th-lowest in the Pac-12. **Opponents have just 8 extra base hits** in 42.0 innings pitched. His four doubles allowed are the lowest total in the Pac-12 among starting pitchers and he has allowed just 31 total hits - good for sixth in the league. Marsh enters the weekend with two consecutive quality starts since being named the Friday night starter.

2018 @ASU BASEBALL Schedule

Date	Opponent	Time/Score
17-Feb	Miami (OH) [^]	L 2-4
17-Feb	Miami (OH) DH [^]	W 7-3
18-Feb	Miami (OH) DH [^]	W 11-1 (7)
18-Feb	Miami (OH) [^]	L 8-16
23-Feb	St. Mary's [^]	L 1-6
24-Feb	St. Mary's [^]	L 5-6
25-Feb	St. Mary's [^]	W 2-1
27-Feb	at Long Beach State	W 1-0
28-Feb	at Long Beach State	L 4-16
2-Mar	Oklahoma St. [^]	W 9-1
3-Mar	Oklahoma St. [^]	W 14-2
4-Mar	Oklahoma St. [#]	L 2-3 (10)
6-Mar	at Pepperdine	W 10-7
9-Mar	UNC Wilmington [^]	W 9-4
10-Mar	UNC Wilmington [^]	L 0-9
11-Mar	UNC Wilmington [^]	L 1-3
13-Mar	Arizona [#]	L 2-6
16-Mar	Oregon [^]	W 7-4
17-Mar	Oregon [^]	W 18-4
18-Mar	Oregon [^]	W 6-1
20-Mar	#19 UNLV [^]	L 3-10
23-Mar	at #16 UCLA [#]	L 4-5 (10)
24-Mar	at #16 UCLA [#]	L 1-12
25-Mar	at #16 UCLA [#]	W 4-0
29-Mar	at WSU [#]	L 7-8 (10)
30-Mar	at WSU [#]	L 3-4 (11)
31-Mar	at WSU [#]	W 7-0
3-Apr	Cal State Fullerton [#]	L 6-7
4-Apr	Cal State Fullerton [#]	L 1-2
6-Apr	USC [^]	W 5-1
7-Apr	USC [^]	L 1-10
8-Apr	USC [^]	L 4-8
10-Apr	at UNLV	L 6-14
13-Apr	at Stanford [*]	L 1-3
14-Apr	at Stanford [*]	L 6-11
15-Apr	at Stanford [*]	L 3-10
20-Apr	Utah [^]	6:30 PM
21-Apr	Utah [^]	6:30 PM
22-Apr	Utah [^]	12:30 PM
25-Apr	New Mexico State [^]	6:30 PM
27-Apr	at Oregon State [*]	5:35 PM
28-Apr	at Oregon State [*]	1:35 PM
29-Apr	at Oregon State [*]	1:05 PM
4-May	Washington [^]	6:30 PM
5-May	Washington [^]	6:30 PM
6-May	Washington [^]	12:30 PM
9-May	at San Diego	6:00 PM
13-May	Pacific [^]	1:00 PM
14-May	Pacific [^]	6:30 PM
17-May	at Arizona [#]	6:00 PM
18-May	at Arizona [#]	7:00 PM
19-May	at Arizona [#]	4:30 PM
24-May	Cal [#]	7:00 PM
25-May	Cal [#]	6:00 PM
26-May	Cal [#]	12:00 PM

All times local

* - Indicates a Pac-12 Conference game

- Indicates a Pac-12 Network Game

^ - Indicates a Pac-12 Live Stream Game

PROJECTED STARTERS

ASU	ERA	W-L	IP	SO	BB	Opp. Avg.
RHP Alec Marsh	2.79	3-2	42.0	36	15	.204
RHP Sam Romero	5.31	1-1	42.1	45	13	.265
LHP Eli Lingos	2.88	5-3	59.1	55	16	.261

UTAH	ERA	W-L	IP	SO	BB	Opp. Avg.
LHP Josh Tedeschi	5.96	0-7	45.1	36	19	.298
RHP Tanner Thomas	4.56	2-2	49.1	44	21	.289
TBD						

Five-Time NCAA Champions (1965, 1967, 1969, 1977, 1981) | 22 College World Series Appearances | 21 Conference Championships

123 All-Americans | 14 National Players of the Year | 10 College Baseball Hall of Fame Members

414 Major League Baseball Draft Picks | 108 Major Leaguers | 49 Major League Baseball First-Round Draft Picks

TWITTER: @ASU_BASEBALL

INSTAGRAM: @ASU_BASEBALL

FACEBOOK: SUNDEVILBASEBALL

2018 Sun Devil Baseball

QUICK FACTS/MEDIA INFO

GENERAL INFORMATION

Location	Tempe, Ariz.
Founded	1885
Enrollment	103,410
Nickname	Sun Devils
School Colors	Maroon and Gold
Home Field	Phoenix Municipal Stadium
Capacity	5,300
Packard Dimensions	Lines: 345 Alleys: 390 CF: 410
Surface	Grass
Affiliation	NCAA Div. I
Conference	Pac-12
President	Dr. Michael Crow
VP of Athletics	Ray Anderson
Sports Medicine Director	Kenny McCarty
Facility Management	Mike Chismar
Athletic Dept. Phone	(480) 965-3482
Ticket Office Phone	(480) 727-0000
Athletics Department Address	Carson Student-Athlete Center
.....	500 East Veteran's Way
.....	P.O. Box 872505
.....	Tempe, AZ 85287-2505

PROGRAM HISTORY

First Year of Baseball	1907 (7-2)
Start of NCAA Baseball	1959 (28-18-1)
All-Time Record (Includes Prior to NCAA)	2849-1434-8 (.667)*
National Championships	5 ('65, '67, '69, '77, '81)
Years in CWS/Last	22 (2010)*
All-Time CWS Record	61-38 (.616)*
NCAA Appearances/Last	39 (2016)*
NCAA Tournament Record	169-78 (.687)*
Best Record All-time	64-6 (.914) - 1972
Last All-American	2016 (3)
.....	Seth Martinez (RHP/2nd Team)
.....	David Greer (3B/3rd Team)
.....	Colby Woodmansee (SS/3rd Team)

*- ASU vacated 44 wins, the Pac-10 title and the College World Series appearance from 2007. Records do not reflect the vacations.

COACHING STAFF

Head Coach	Tracy Smith (4th/22nd overall)
Alma Mater	Miami (Ohio) (1989)
Record at ASU (Years)	107-97 (3)
Career Division I (Years)	710-554-1 (21)
Assistant Coach	Ben Greenspan (3rd year)
Assistant Coach	Mike Cather (1st Year)
Volunteer Assistant Coach/Hitting Coach	Michael Earley (2nd year)
Video Coordinator	Abe Ruiz (3rd year)
Dir. of Operations	Brendan Cunningham (9th year)
Strength & Conditioning	Jason Robbins (3rd year)
Dir. of Community Relations	Armando Flores (11th year)

SPORTS INFORMATION

Baseball Contact	Jeremy Hawkes
Office	480-965-9544
Cell	520-403-0121
Email	jdhawkes@asu.edu
Director of Sports Information	Doug Tammaro
Email	tammaro@asu.edu

TEAM INFORMATION

Letterwinners Returning/Lost	19/14
.....	Pitchers - 12/7
.....	Position Players - 7/7
Returning Pitchers (min. 13 app./20 inn.)	9
Returning Position (min. 30 GP)	6
Total Newcomers	17
Newcomers Drafted	5

MEDIA INFORMATION

Credentials

All credential requests should be sent via email to Jeremy Hawkes (jdhawkes@asu.edu).

Interview Policy

Arizona State will typically host weekly media availability every Tuesday at Phoenix Municipal Stadium prior to practice at approximately 1 p.m. On weeks of a Tuesday midweek game at home, the Tuesday postgame press conference will serve as the week's availability. Media planning to attend must contact Jeremy Hawkes (520-403-0121/jdhawkes@asu.edu) ahead of time and inform him of their plans. Throughout the season's schedule, ASU will host postgame interviews in the Omaha Room located in the home locker room following coach's postgame talk with the team. Media members should request players at the beginning of the ninth inning. Please contact Jeremy Hawkes or a member of the media relations staff in the press box to coordinate those interviews. Media members who wish to schedule an interview outside of practice must contact Jeremy Hawkes.

Photography/Videography

Accommodations for B-Roll purposes at practice can be made through Jeremy Hawkes (jdhawkes@asu.edu). During games, credentials must be worn in plain view throughout the game while on the field and all photographers must adhere to painted lines and instructions given by security personnel and/or Arizona State staff members at all times. Shooting areas are designated camera wells on the far side of both the visitor's and home team's dugouts. Contact Jeremy Hawkes for any details regarding shooting game action.

Media Highlights Policy

Highlights include Pac-12 Networks/ESPN/FOX broadcasts and all home hosted non-televised competitions, including those that are live streamed. ESPN networks (i.e., ESPN, ESPN2, ESPNU) will also televise all NCAA College World Series games from Saturday, June 17, through Wednesday, June 28. No other broadcast network or Internet entity, other than ESPN, may air these games, nor show highlights of these games until the ESPN broadcast is off the air. Broadcast networks / television stations may use up to three (3) minutes (per newscast) of video footage from any one game or five (5) minutes total of video footage from all games played on that particular day of competition for up to 72 hours following the game / broadcast. No media entity (commercial or noncommercial) is allowed to display any game video on its website. If a commercial broadcast entity wishes to license video footage beyond the previously described time period (72 hours), all requests to obtain clips or copies of NCAA championships / events (e.g., game / program records, melt / highlight tapes) need to go through the NCAA / T3 Media online footage request system, which can be found at the following website: <http://www.t3licensing.com/video/home/ncaa.do>.

2018 Media Coverage

Every single one of the Sun Devils' 35 home games will be available to fans via the Pac-12 Networks or the Pac-12 Live Stream online and a total of 13 games overall are scheduled to be televised live through the Pac-12 Networks.

The Sun Devil Sports Radio Network is scheduled to broadcast 35 Sun Devil Baseball games this season between NBC Sports Radio AM 1060. Fans can listen to the broadcasts on the radio or via the Tuneln app on thesundevils.com. Links to the streaming audio can be found on the online baseball schedule.

Tim Healey is set to serve his 20th season as the "Voice of the Sun Devils" on baseball broadcasts and will be joined for the second-straight season by color analyst Max Ros-siter, who was an all-conference catcher for the Devils from 2012-13.

Head Coach Tracy Smith's weekly radio show, "Dugout Chatter," will debut on March 28 on NBC Sports Radio AM 1060. The 30-minute show will run mainly on Wednesday's at 7 p.m. for nine weeks and is hosted by the Tim Healey.

2018 Sun Devil Baseball

GAME NOTES/ROSTERS

PHOENIX -- Sun Devil Baseball returns home for a three-game stint against Utah this weekend at Phoenix Municipal Stadium. The series will get underway on Friday at 6:30 p.m. PT and will have the same game time on Saturday. Sunday's first pitch is scheduled for 12:30 p.m. PT

Follow the Action

- The series will be streamed live online via Pac-12 Plus and available at pac-12.com/live.
- The Sun Devil Sports Radio Network is scheduled to broadcast all three games this weekend on NBC Sports 1060 AM. All games will also be available through the TuneIn app on TheSunDevils.com. Broadcaster Tim Healey is set to serve his 20th season as the "Voice of the Sun Devils" on baseball broadcasts and will be joined for the second-straight season by color analyst Max Rossiter, who was an all-conference catcher for the Devils from 2012-13.
- Fans are encouraged to follow the Devils on Twitter @ASU_Baseball for updates throughout the week.
- Fans can also follow the stats live throughout the weekend at sundevilstats.com

Scouting the Utes

- ASU is 38-11 all-time against the Utes.
- Utah leads the Pac-12 with 30 double plays and ranks third with 360 assists and fifth in fielding percentage (.976).
- The Utes are fourth with 29 stolen bases and tied for fourth with eight triples.
- Utah pitchers are tied for first in the Pac-12 with 13 pickoffs.
- DaShawn Keirse, Jr., ranks in the top 10 in the league in several categories including leading the league in doubles (14) and ranking second in slugging percentage (.389). He is ninth in the NCAA in doubles per game (0.48). Keirse is also third in the Pac-12 in hits per game (1.52).
- Oliver Dunn ranks third in the league in assists and is tied for second with 24 double plays. Matt Richardson is tied for fifth in the league with 22 double plays and is fifth in assists (86). Wade Gulden ranks tied for fourth in the Pac-12 with three triples.
- Trenton Stoltz is third in the Pac-12 with 20 appearances and is tied for eighth in the league with four saves. Brett Brocoff is one of three pitchers in the Pac-12 this year who has not given up a home run.

Eli's Coming

- Eli Lingos leads the team this year with five quality starts in his eight starts to date. Of note on that, however, is that he went 5.2 innings in two other starts while allowing fewer than 3 runs, meaning he is just 2 outs away from having seven quality starts in his nine starts to date.
- Lingos led the Sun Devils with six quality starts last season. No other Sun Devil had more than one quality start on the year.
- Lingos has picked off a Pac-12-leading four runners thus far this season.
- Lingos is second in the Pac-12 with 59.1 innings pitched this season and is tied for second with five victories.
- Lingos has 55 strikeouts this year, good for a tie for second in the Pac-12. He is already within 11 strikeouts of his previous career season best of 66 set last season.

The Book of Eli

- Lingos opened Pac-12 action with career bests in innings pitched in three straight games as he went 7.2 innings against Oregon, 8.0 innings against #16 UCLA and 9.0 innings in a complete game shutout of Washington State.
- Lingos went 22.2 innings without allowing a single run between the midway points

NUMERICAL QUICK ROSTER

No.	Name	Pos.	Cl.	B/T
3	Montoya, Chaz	LHP	So.	L/L
5	Williams, Alike	INF	Fr.	R/R
6	Swift, Drew	INF	Fr.	R/R
8	Marsh, Alec	RHP	So.	R/R
9	Ferri, Sam	C	So.	R/R
10	McQuin, Jeremy	INF	Jr.	S/R
11	Higgins, Connor	LHP	Jr.	R/L
12	Canning, Gage	OF	Jr.	L/R
14	Workman, Gage	INF	Fr.	S/R
15	Lingos, Eli	LHP	Sr.	L/L
16	Hogueisson, Zach	OF	Fr.	L/R
17	Hingst, Ryan	RHP	Sr.	R/R
18	Hauver, Trevor	OF	Fr.	L/R
19	Vander Kooi, Boyd	RHP	Fr.	R/R
20	Torkelson, Spencer	INF/OF	Fr.	R/R
21	Aldrete, Carter	INF	So.	R/R
22	Stadler, Fitz	RHP	Jr.	R/R
23	Godfrey, Jake	RHP	Sr.	R/R
24	Bishop, Hunter	OF	So.	L/R
25	Strand, Zane	RHP	RS Fr.	R/R
26	Romero, Sam	RHP	Jr.	R/R
27	Lin, Lyle	C/INF	So.	R/R
28	Mehan, Scott	OF	Fr.	R/R
29	Schneider, Grant	RHP	Sr.	R/R
30	Corrigan, Brady	RHP	Fr.	R/R
31	Davis, Drake	RHP	Fr.	R/R
35	Coffey, Adisyn	INF/RHP	Fr.	R/R
36	Davis, Colby	RHP	Fr.	R/R
37	Denson, Myles	OF	So.	R/R
38	West, Tanner	LHP	So.	L/L
40	Leisenring, Luke	C	Fr.	S/R
41	Raish, Dellan	LHP	RS Fr.	L/L
44	Van Scoyoc, Spencer	LHP	So.	L/L
47	Lane, Taylor	INF	Sr.	R/R

ALPHABETICAL QUICK ROSTER

No.	Name	Pos.	B/T	Cl.
21	Aldrete, Carter	INF	So.	R/R
24	Bishop, Hunter	OF	So.	L/R
12	Canning, Gage	OF	Jr.	L/R
35	Coffey, Adisyn	INF/RHP	Fr.	R/R
30	Corrigan, Brady	RHP	Fr.	R/R
36	Davis, Colby	RHP	Fr.	R/R
31	Davis, Drake	RHP	Fr.	R/R
37	Denson, Myles	OF	So.	R/R
9	Ferri, Sam	C	So.	R/R
23	Godfrey, Jake	RHP	Sr.	R/R
18	Hauver, Trevor	OF	Fr.	L/R
11	Higgins, Connor	LHP	Jr.	R/L
17	Hingst, Ryan	RHP	Sr.	R/R
16	Hogueisson, Zach	OF	Fr.	L/R
39	Jump, Hunter	OF	Fr.	L/R
47	Lane, Taylor	OF	Sr.	R/R
40	Leisenring, Luke	C	Fr.	S/R
27	Lin, Lyle	C/INF	So.	R/R
15	Lingos, Eli	LHP	Sr.	L/L
8	Marsh, Alec	RHP	So.	R/R
10	McQuin, Jeremy	INF	Jr.	S/R
28	Mehan, Scott	OF	Fr.	R/R
3	Montoya, Chaz	LHP	So.	L/L
41	Raish, Dellan	LHP	RS Fr.	L/L
26	Romero, Sam	RHP	Jr.	R/R
29	Schneider, Grant	RHP	Sr.	R/R
22	Stadler, Fitz	RHP	Jr.	R/R
25	Strand, Zane	RHP	RS Fr.	R/R
6	Swift, Drew	INF	Fr.	R/R
20	Torkelson, Spencer	INF/OF	Fr.	R/R
44	Van Scoyoc, Spencer	LHP	So.	L/L
19	Vander Kooi, Boyd	RHP	Fr.	R/R
5	Williams, Alike	INF	Fr.	R/R
14	Workman, Gage	INF	Fr.	S/R

2018 Sun Devil Baseball

GAME NOTES

of the Oregon and USC games, a period of four starts.

- Lingos has showed a veteran presence when he gets ahead in counts, striking out 33 batters on 0-2 or 1-2 counts with opponents batting just 8-of-64 in the process (.125).
- Lingos is throwing a strike 65.8 percent of a the time, a total that leads all Sun Devil pitchers. He has only fallen behind 2-0 in the count 25 times on 253 batters faced this season and has faced just 13 3-0 counts in the process.

12-Gage

- Gage Canning was named to the Golden Spikes National Player of the Year Award's Midseason Watch List and is currently fourth in the Pac-12 with a .379 average this season.
- Canning has reached base in 35 of 36 games this season and has a hit in 32 of those.
- Canning has seven games this season with 3 or more hits - four more than any other player on the Sun Devil roster. Last season, he became the first player to reach double digits in the category (10) since Jason Kipnis had 13 in 2009.
- He has multiple hits in 16 games to date.
- The junior became the first Devil since before 1998 at least (as early as easily accessibly game-by-game records go) to start a season on a 16-game hitting streak.
- He is first in the Pac-12 with 58 hits this season and first in the nation in triples with nine.
- Canning was a consensus National Player of the Week following ASU's sweep of Oregon and the Pac-12 Player of the Week as well. On the weekend, the junior went 10-for-13 from the plate (.769) with two home runs (one inside-the-park), two triples, eight runs scored, seven RBIs, three walks, a 1.615 slugging percentage and a .813 on-base percentage in the series.
- Canning leads the team with a .429 average with runners in scoring position on 11-of-26 chances.

Gage Gets Triples

- Canning is the NCAA's active leader in career triples with 23 so far in his career and nine this season - a total that also leads the NCAA and is three more than any other player.
- The NCAA career record for triples is 32 (set by Indiana State's Bob Zeihen over a four-year career from 1985-88) and the NCAA single season record is 17 (set by New Mexico's Keith Hagman in 1980). At Canning's current clip, he could be on pace to challenge both of those by the end of the season.
- The ASU career record for triples is 26 by Alan Bannister and Ed Irvine back in the 1970s.
- The junior also gets plenty of doubles - second the Pac-12 with 11 so far this season and adding five home runs for a .714 slugging percentage that is 15th nationally and fourth in the Pac-12.

#LINSANITY2018

- Lyle Lin had his 15 game-hitting streak to start the season come to an end in the finale against UNCW. He and Canning had become the only Sun Devils since at least 1998 to start a season on a 15-game hitting streak.
- Lin enters this weekend batting .325 on the season, good for 11th in the Pac-12 while his 49 total hits are third in the league.
- Lin has multiple hits in 15 games this season, good for second on the team.
- The sophomore leads the team with 17 hits this season with two outs and is batting .362 (17-of-47) in the process.
- His 12 hits with runners in scoring position are second on the team.
- Lin is the eighth-toughest player in the Pac-12 to strikeout this season, doing so just once every 10.1 at bats this season.
- Lin is fourth in the Pac-12 with nine runners caught stealing this season.

Fear the Tork

- Spencer Torkelson was named to the Golden Spikes National Player of the Year Award's Midseason Watch List.
- The freshman has 18 home runs in 36 games this season, a total that is alone for first in the nation and leads all freshmen - nine more than any other freshman in the country.
- In NCAA history, no freshman has ever led the country in home runs at the end of the season. Torkelson also will have a shot at the NCAA freshman record of 26, current held by Todd Greene of Georgia Southern back in 1990.
- He needs 5 home runs over the final 19 games to move into ASU's all-time Top-3 in the category as he looks to tie Jeff Larish, Oddibe McDowell and Barry Bonds at 23.
- Against Washington State, he surpassed the previous Sun Devil freshman record of 11 home runs set by Barry Bonds in 1983.
- The freshman was named the Pac-12 Player of the Week following Long Beach State and Oklahoma State.
- Torkelson has a .311 average, with 26 of his 42 hits this season going for extra bases as he has slugged .770 on the year - good for 6th nationally.
- Torkelson is sixth in the Pac-12 with 35 RBIs, surpassing the team leader for the entirety of last season.
- Torkelson leads the team in having reached base in 20 consecutive games.

#TorksUp

- He has advanced baserunners a team-best 36 times on 77 chances (.468) and has provided plenty of productive outs as well - leading the way with 19 runners advanced with an out, nine more than any other Sun Devil.
- Torkelson's 13 two-out RBI also pace the squad and are six more than any other player on the roster.
- Torkelson has 10 games this season with multiple RBIs, two

more than any other Sun Devil.

- The freshman also leads the team with 21 walks this season and tied for 11th in the Pac-12.
- More superlative love for the frosh includes his prowess leading off an inning, where he is 17-of-29 (.586) with five home runs and three doubles. He has 28 hits when the bases are empty this season and leads the team with a .412 average in the process.
- Torkelson is the only freshman in the nation represented on the Golden Spikes Award midseason watch list. Since the Golden Spikes Award began releasing a midseason watch list in 2012, Torkelson is just the 13th freshman out of 400 overall selections to be honored and is the first since the 2016 season.

A Swift Start

- Drew Swift has been one of the top freshmen in the conference, posting a .354 on-base percentage thanks to his 18 walks. His biggest impact, however, has come from his much-needed defensive prowess at shortstop.
- Swift is second in the Pac-12 with 108 defensive assists this season.
- The frosh has helped to turn 22 double plays this season, tied for fifth in the Pac-12 and helping the Sun Devils sit second Pac-12 with 28 total double plays this season.
- The freshman has produced many productive at-bats, second on the team in advancing runners 30 times on 64 attempts thus far this season (.469).

Taylor Made

- Taylor Lane has been ASU's top hitter in Pac-12 games this season, leading the way with a .395 average in conference games, a total he would lead the Pac-12 if not for Lane coming just shy of the league minimum requirements for at-bats.
- Lane's .439 on-base percentage in Pac-12 games also leads the team and would be good for 11th in the Pac-12.

A Lot to Alika

- Alika Williams posted just one hit in the first two weekends of action and was batting .205 up until March 10 against UNCW.
- Since that UNCW game, Williams has a hit in 19 of the last 22 games (multiple hits in five of those) with a .305 average
- Williams has been among ASU's top players with two outs, leading the team with a .400 average on 16-of-40 hitting and is second on the team with seven two-out RBIs.
- Williams is the sixth toughest player to strike out in the Pac-12, doing so just once every 10.5 at bats this season.

Marshing to the Beat

- Alec Marsh has been exceptional for the Sun Devils this season, leading the team with a 2.79 ERA in 9 appearances.
- His ERA is good for 11th in the Pac-12 while opponent's .204 batting average against Marsh is the 8th-lowest in the Pac-12.
- Opponents have just 8 extra base hits in 42.0 innings pitched.

His four doubles allowed are the lowest total in the Pac-12 among starting pitchers and he has allowed just 31 total hits - good for sixth in the league.

- Marsh went 8.1 innings before allowing a run against USC in his first-ever Friday Night start, earning the victory. He followed that up with his second consecutive quality start against No. 2 Stanford the following weekend.

Putting in that Work(man)

- Gage Workman has continued to improve through the season and finds himself a staple at the hot corner as a freshman this year.
- Workman is batting .348 in Pac-12 conference games this season, second on the team and is third on the team in such games with 9 RBI.
- The .348 average in league games is good for 11th in the Pac-12.

2018 Sun Devil Baseball

CAREER GAME HIGHS

Aldrete,C

Hits: 3, 4 times
Doubles: 2 [t-2nd], USC, Apr 06, 2018
Triples: 1 [t-5th], Miami (OH), Feb 17, 2018; at Washington, May 13, 2017
Home runs: 1 [t-10th], 4 times
Total bases: 6, Miami (OH), Feb 17, 2018; Oklahoma State, Feb 21, 2017
RBI: 4 [t-7th], at Arizona, May 09, 2017
Runs scored: 3 [t-5th], Long Beach State, Mar 11, 2017
Walks: 2, 5 times
Hit by pitch: 1 [t-10th], Miami (OH), Feb 18, 2018
Struck out: 3 [t-7th], 6 times
Sac flies: 2 [t-1st], CSUB, Apr 23, 2017
Sac bunts: 1 [t-6th], 4 times
At bats: 5, 13 times
Stolen bases: 1, Northwestern, Feb 17, 2017; at Pepperdine, Mar 06, 2018; at USC, Mar 24, 2017
Caught stealing: 1 [t-3rd], UNLV, Apr 11, 2017; Miami (OH), Feb 17, 2018; Oklahoma State, Mar 03, 2018
Field chances: 9, CSUB, Apr 22, 2017; Northwestern, Feb 17, 2017
Putouts: 5, CSUB, Apr 22, 2017; Stanford, May 07, 2017; at Seattle, May 16, 2017
Assists: 6 [t-9th], Miami (OH), Feb 17, 2018

Bishop,H

Hits: 3, 4 times
Doubles: 1, 8 times
Triples: 1 [t-5th], 4 times
Home runs: 1 [t-10th], 7 times
Total bases: 6, at UNLV, 04-18-17
RBI: 3, CSUB, Apr 23, 2017; at Pepperdine, Mar 06, 2018; UNC-Wilmington, Mar 09, 2018
Runs scored: 3 [t-5th], at Arizona, May 09, 2017
Walks: 3 [t-4th], at Long Beach State, Feb 28, 2018
Hit by pitch: 1 [t-10th], 4 times
Struck out: 3 [t-7th], Miami (OH), Feb 17, 2018; Stanford, May 07, 2017
Sac flies: 1 [t-4th], Long Beach State, Mar 11, 2017; UCLA, Mar 31, 2017
Sac bunts: 1 [t-6th], USC, Apr 06, 2018; at Stanford, Apr 15, 2018; at Washington State, Mar 29, 2018
At bats: 5, 7 times
Stolen bases: 1, 8 times
Caught stealing: 1 [t-3rd], 4 times
Field chances: 6, at Oregon, Apr 30, 2017; at Washington, May 12, 2017
Putouts: 6, at Oregon, Apr 30, 2017
Assists: 1, at Washington, May 12, 2017

Canning,G

Hits: 5 [t-1st], Oregon, Mar 17, 2018
Doubles: 2 [t-2nd], 4 times
Triples: 2 [t-1st], CSUB, Apr 21, 2017; Miami (OH), Feb 17, 2018; Oklahoma State, Mar 03, 2018
Home runs: 2 [t-1st], Oregon, Mar 17, 2018
Total bases: 13 [1st], Oregon, Mar 17, 2018
RBI: 4 [t-7th], Washington St., Apr 13, 2017; Oklahoma State, Mar 03, 2018; Oregon, Mar 17, 2018
Runs scored: 5 [1st], Oregon, Mar 17, 2018
Walks: 2, 4 times
Hit by pitch: 1 [t-10th], 5 times
Struck out: 4 [t-1st], Utah, Mar 25, 2016; USC, May 28, 2016
Sac flies: 1 [t-4th], 5 times
Sac bunts: 2 [t-2nd], at TCU, Feb 26, 2017
At bats: 6 [t-6th], 4 times
Stolen bases: 1, 23 times
Caught stealing: 1 [t-3rd], 15 times
Field chances: 7, at Long Beach State, Feb 26, 2016; at USC, Mar 26, 2017
Putouts: 7, at Long Beach State, Feb 26, 2016
Assists: 2, Eastern Michigan, Mar 05, 2016

Coffey,A

Runs scored: 1, at Washington State, Mar 31, 2018
Innings pitched: 2.0, at UCLA, Mar 24, 2018
Walks allowed: 1, at UCLA, Mar 24, 2018
Strikeouts: 2, at UCLA, Mar 24, 2018
Batters faced: 10, at UCLA, Mar 24, 2018
Field chances: 1, at Long Beach State, Feb 28, 2018; UNC-Wilmington, Mar 09, 2018
Putouts: 1, UNC-Wilmington, Mar 09, 2018
Assists: 1, at Long Beach State, Feb 28, 2018

Corrigan,B

Innings pitched: 6.0, Fullerton, Apr 04, 2018
Walks allowed: 2, 5 times
Strikeouts: 5, at UCLA, Mar 23, 2018
Batters faced: 22, Fullerton, Apr 04, 2018
Putouts: 1, Fullerton, Apr 04, 2018; at Washington State, Mar 30, 2018
Assists: 1, Fullerton, Apr 04, 2018; at Long Beach State, Feb 28, 2018
Runners CS: 1, Fullerton, Apr 04, 2018; at Stanford, Apr 13, 2018

Davis,C

Innings pitched: 1.0, at UNLV, 04-10-18; USC, Apr 08, 2018; UNC-Wilmington, Mar 10, 2018
Walks allowed: 1, UNC-Wilmington, Mar 10, 2018
Strikeouts: 2, UNC-Wilmington, Mar 10, 2018
Batters faced: 8, at UNLV, 04-10-18

Davis,D

Denson,M

Hits: 3, at Washington State, Mar 31, 2018
Doubles: 1, at Washington State, Mar 31, 2018; at Washington, May 14, 2017
Total bases: 4, at Washington State, Mar 31, 2018
RBI: 1, 6 times
Runs scored: 1, 4 times
Walks: 2, Northwestern, Feb 18, 2017
Struck out: 4 [t-1st], at Utah, May 27, 2017
Sac bunts: 1 [t-6th], Oklahoma State, Mar 04, 2018; at Washington, May 13, 2017
At bats: 4, 6 times
Caught stealing: 1 [t-3rd], Loyola Marymount, Mar 04, 2017
Field chances: 3, 4 times
Putouts: 3, 4 times

Ferri,S

Hits: 1, 6 times
Doubles: 1, at Cal, Apr 07, 2017; Northwestern, Feb 18, 2017
Total bases: 2, at Cal, Apr 07, 2017; Northwestern, Feb 18, 2017
RBI: 2, at Cal, Apr 07, 2017; Northwestern, Feb 18, 2017
Runs scored: 1, 4 times
Walks: 2, at USC, Mar 26, 2017
Struck out: 3 [t-7th], at TCU, Feb 24, 2017
At bats: 4, at Cal, Apr 09, 2017; at TCU, Feb 24, 2017; at USC, Mar 24, 2017
Innings pitched: 0.2, CSUB, Apr 23, 2017
Walks allowed: 1, at Oregon, Apr 29, 2017

Godfrey,J

Innings pitched: 4.0, at Arizona, Apr 04, 2017
Walks allowed: 4, at Arizona, Apr 04, 2017; at TCU, Feb 25, 2017
Strikeouts: 4, at Arizona, Apr 04, 2017; at TCU, Feb 25, 2017
Batters faced: 21, at Arizona, Apr 04, 2017
Field chances: 1, 5 times
Putouts: 1, at USC, Mar 24, 2017
Assists: 1, 4 times
Runners CS: 1, 4 times

Hauver,T

Hits: 3, at Pepperdine, Mar 06, 2018; Oregon, Mar 17, 2018
Doubles: 2 [t-2nd], at Pepperdine, Mar 06, 2018
Total bases: 5, at Pepperdine, Mar 06, 2018
RBI: 3, Miami (OH), Feb 18, 2018
Runs scored: 3 [t-5th], Oregon, Mar 17, 2018
Walks: 2, Miami (OH), Feb 18, 2018; at Pepperdine, Mar 06, 2018; UNC-Wilmington, Mar 09, 2018
Hit by pitch: 1 [t-10th], Arizona, Mar 13, 2018
Struck out: 2, 5 times
Sac flies: 1 [t-4th], Oklahoma State, Mar 02, 2018
At bats: 5, at UCLA, Mar 23, 2018
Field chances: 3, at UNLV, 04-10-18; Oklahoma State, Mar 02, 2018
Putouts: 3, at UNLV, 04-10-18; Oklahoma State, Mar 02, 2018

Higgins,C

Innings pitched: 7.2, Stanford, May 07, 2017
Walks allowed: 2, 7 times
Strikeouts: 6, UNLV, Mar 28, 2017
Batters faced: 30, Stanford, May 07, 2017
Field chances: 2, at Washington, May 13, 2017; Arizona, May 20, 2017
Putouts: 1, Arizona, May 20, 2017
Assists: 2, at Washington, May 13, 2017
Runners CS: 1, at Washington, May 13, 2017; at Utah, May 27, 2017

Hingst,R

Innings pitched: 9.0 [t-1st], Utah, Mar 25, 2016
Walks allowed: 5 [t-4th], at TCU, Feb 25, 2017
Strikeouts: 9 [t-8th], Utah, Mar 25, 2016
Batters faced: 30, Utah, Mar 25, 2016
Field chances: 2, UNLV, Mar 11, 2015
Putouts: 1, 4 times
Assists: 2, UNLV, Mar 11, 2015
Runners CS: 1, 4 times

Hogueisson,Z

Hits: 1, at UNLV, 04-10-18
Total bases: 1, at UNLV, 04-10-18
RBI: 1, at UNLV, 04-10-18
Walks: 1, at UNLV, 04-10-18
Struck out: 1, at UNLV, 04-10-18; UNC-Wilmington, Mar 10, 2018
At bats: 2, at UNLV, 04-10-18; at Long Beach State, Feb 28, 2018

Jump,H

Hits: 1, 7 times
Doubles: 1, Arizona, Mar 13, 2018
Total bases: 2, Arizona, Mar 13, 2018
RBI: 1, Fullerton, Apr 03, 2018; UNC-Wilmington, Mar 09, 2018; Oregon, Mar 17, 2018
Runs scored: 1, Oregon, Mar 17, 2018
Walks: 1, at UCLA, Mar 23, 2018; at Washington State, Mar 31, 2018
Struck out: 2, Oregon, Mar 16, 2018
At bats: 4, Oregon, Mar 16, 2018; at UCLA, Mar 23, 2018
Field chances: 2, Oregon, Mar 16, 2018
Putouts: 2, Oregon, Mar 16, 2018

Vander Kooi

Innings pitched: 7.2, Saint Mary's, Feb 25, 2018
Walks allowed: 3, Saint Mary's, Feb 25, 2018; Oregon, Mar 17, 2018
Strikeouts: 9 [t-8th], Saint Mary's, Feb 25, 2018
Batters faced: 30, Saint Mary's, Feb 25, 2018
Field chances: 2, UNC-Wilmington, Mar 11, 2018
Putouts: 1, Miami (OH), Feb 18, 2018; UNC-Wilmington, Mar 11, 2018
Assists: 1, UNC-Wilmington, Mar 11, 2018
Runners CS: 1, Miami (OH), Feb 18, 2018; Saint Mary's, Feb 25, 2018

Lane,T

Hits: 3, UCLA, Apr 01, 2017; CSUB, Apr 21, 2017; at Washington State, Mar 29, 2018
Doubles: 2 [t-2nd], at Washington State, Mar 29, 2018
Triples: 1 [t-5th], at Oregon, Apr 28, 2017
Home runs: 2 [t-1st], at Oregon, Apr 29, 2017
Total bases: 8 [t-6th], at Oregon, Apr 29, 2017
RBI: 3, at Utah, May 27, 2017
Runs scored: 2, at Oregon, Apr 29, 2017; at Arizona, May 09, 2017
Walks: 3 [t-4th], at Arizona, May 09, 2017
Hit by pitch: 1 [t-10th], at TCU, Feb 26, 2017
Struck out: 2, 6 times
Sac flies: 1 [t-4th], Long Beach State, Mar 11, 2017; Stanford, May 05, 2017
Sac bunts: 1 [t-6th], at UNLV, 04-18-17
At bats: 5, at Washington State, Mar 29, 2018; Stanford, May 07, 2017
Stolen bases: 1, 8 times
Caught stealing: 1 [t-3rd], at UNLV, 04-18-17; UNC-Wilmington, Mar 10, 2018; at USC, Mar 24, 2017
Field chances: 13, Northwestern, Feb 17, 2017; Arizona, May 18, 2017
Putouts: 13, Northwestern, Feb 17, 2017
Assists: 5, CSUB, Apr 21, 2017; Stanford, May 06, 2017

Leisenring,L

Hits: 1, 4 times
Total bases: 1, 4 times
RBI: 1, Oklahoma State, Mar 03, 2018
Runs scored: 1, Oklahoma State, Mar 03, 2018
Walks: 1, Oklahoma State, Mar 03, 2018; UNC-Wilmington, Mar 10, 2018; at UCLA, Mar 24, 2018
Struck out: 2, Oklahoma State, Mar 04, 2018; UNC-Wilmington, Mar 11, 2018; at UCLA, Mar 24, 2018
Sac flies: 1 [t-4th], Oklahoma State, Mar 03, 2018
At bats: 3, Oklahoma State, Mar 04, 2018; UNC-Wilmington, Mar 11, 2018; at UCLA, Mar 24, 2018
Field chances: 14, UNC-Wilmington, Mar 11, 2018
Putouts: 12, UNC-Wilmington, Mar 11, 2018
Assists: 2, Oklahoma State, Mar 03, 2018; UNC-Wilmington, Mar 11, 2018

Lin,L

Hits: 4 [t-4th], at Arizona, May 09, 2017
Doubles: 2 [t-2nd], at UNLV, 04-10-18
Triples: 1 [t-5th], Oregon State, Mar 18, 2017
Home runs: 1 [t-10th], 4 times
Total bases: 6, Saint Mary's, Feb 25, 2018
RBI: 2, 10 times
Runs scored: 2, 9 times
Walks: 2, at UNLV, 04-18-17; Washington St., Apr 14, 2017; UCLA, Mar 31, 2017
Hit by pitch: 1 [t-10th], 7 times
Struck out: 4 [t-1st], at Oregon, Apr 28, 2017
Sac flies: 1 [t-4th], at UNLV, 04-18-17; UNLV, Apr 11, 2017; Arizona, May 20, 2017
Sac bunts: 1 [t-6th], at Oregon, Apr 29, 2017; at USC, Mar 24, 2017
At bats: 6 [t-6th], at TCU, Feb 24, 2017; at Arizona, May 09, 2017
Stolen bases: 2 [t-2nd], New Mexico State, Feb 28, 2017
Caught stealing: 1 [t-3rd], Washington St., Apr 14, 2017
Field chances: 16 [t-4th], UNC-Wilmington, Mar 10, 2018
Putouts: 14 [t-6th], UNC-Wilmington, Mar 10, 2018
Assists: 4, USC, Apr 08, 2018
Runners CS: 2 [t-1st], Oregon, Mar 16, 2018

Lingos,E

Innings pitched: 9.0 [t-1st], at Washington State, Mar 31, 2018
Walks allowed: 5 [t-4th], UCLA, Mar 31, 2017
Strikeouts: 8, at Stanford, Apr 15, 2018; at TCU, Feb 24, 2017; at UCLA, Mar 25, 2018
Batters faced: 33 [t-8th], at Washington State, Mar 31, 2018
Field chances: 5, at Arizona, May 14, 2016
Putouts: 1, 8 times
Assists: 4, at Arizona, May 14, 2016
Runners CS: 2 [t-1st], CSUB, Apr 22, 2017

Marsh,A

Innings pitched: 8.1, USC, Apr 06, 2018
Walks allowed: 4, UNLV, Mar 20, 2018
Strikeouts: 7, USC, Apr 06, 2018; at Washington State, Mar 30, 2018
Batters faced: 32, USC, Apr 06, 2018
Field chances: 2, 4 times
Putouts: 2, USC, Apr 06, 2018
Assists: 1, 6 times
Runners CS: 1, UNLV, Mar 28, 2017

McCuin,J

Hits: 3, 4 times
Doubles: 2 [t-2nd], at Washington, May 13, 2017
Triples: 1 [t-5th], Northwestern, Feb 18, 2017
Home runs: 1 [t-10th], at UNLV, 04-18-17; Washington St., Apr 14, 2017; vs Gonzaga, Jun 05, 2016
Total bases: 7, Washington St., Apr 14, 2017
RBI: 3, Washington St., Apr 14, 2017
Runs scored: 3 [t-5th], at TCU, Feb 24, 2017
Walks: 2, at UNLV, 05-10-16; at Washington State, Apr 02, 2016; at UCLA, May 22, 2016
Hit by pitch: 1 [t-10th], UC Davis, Mar 13, 2016; at USC, Mar 26, 2017; USC, May 28, 2016
Struck out: 3 [t-7th], 4 times
Sac flies: 1 [t-4th], 5 times
Sac bunts: 3 [1st], at USC, Mar 24, 2017
At bats: 9 [t-6th], UC Davis, Mar 11, 2016
Stolen bases: 1, UNLV, Apr 11, 2017; at USC, Mar 24, 2017
Caught stealing: 1 [t-3rd], Loyola Marymount, Mar 04, 2017; at UCLA, May 22, 2016
Field chances: 11, Long Beach State, Mar 11, 2017
Putouts: 9, Miami (OH), Feb 17, 2018
Assists: 8 [t-3rd], Northwestern, Feb 17, 2017; Northwestern, Feb 18, 2017

Mehan,S

Hits: 1, Miami (OH), Feb 17, 2018; at Long Beach State, Feb 27, 2018
Total bases: 1, Miami (OH), Feb 17, 2018; at Long Beach State, Feb 27, 2018
RBI: 1, at Long Beach State, Feb 27, 2018
Runs scored: 2, Miami (OH), Feb 18, 2018
Walks: 3 [t-4th], Miami (OH), Feb 18, 2018
Struck out: 2, at Long Beach State, Feb 27, 2018
At bats: 3, Miami (OH), Feb 17, 2018; Saint Mary's, Feb 25, 2018; at Long Beach State, Feb 27, 2018
Field chances: 2, Miami (OH), Feb 17, 2018
Putouts: 2, Miami (OH), Feb 17, 2018

Montoya,C

Innings pitched: 6.1, UCLA, Apr 01, 2017
Walks allowed: 5 [t-4th], at Cal, Apr 08, 2017
Strikeouts: 6, at USC, Mar 24, 2017
Batters faced: 30, CSUB, Apr 21, 2017
Field chances: 4, UCLA, Apr 01, 2017
Putouts: 1, at Oregon, Apr 30, 2017; Arizona, May 20, 2017
Assists: 4, UCLA, Apr 01, 2017
Runners CS: 2 [t-1st], UCLA, Apr 01, 2017

Raish,D

Innings pitched: 4.0, at Washington State, Mar 29, 2018
Walks allowed: 2, Saint Mary's, Feb 23, 2018; Arizona, Mar 13, 2018
Strikeouts: 7, at Washington State, Mar 29, 2018
Batters faced: 13, Saint Mary's, Feb 23, 2018
Field chances: 1, Oklahoma State, Mar 04, 2018; Arizona, Mar 13, 2018
Assists: 1, Oklahoma State, Mar 04, 2018; Arizona, Mar 13, 2018

Romero,S

Innings pitched: 7.1, at Stanford, Apr 14, 2018
Walks allowed: 4, at UCLA, Mar 23, 2018
Strikeouts: 8, at Stanford, Apr 14, 2018
Batters faced: 27, Oregon, Mar 16, 2018
Field chances: 1, at Stanford, Apr 14, 2018; at UCLA, Mar 23, 2018
Assists: 1, at Stanford, Apr 14, 2018
Runners CS: 2 [t-1st], Oregon, Mar 16, 2018

Schneider,G

Innings pitched: 3.2, Cal State Fullerton, Mar 08, 2017
Walks allowed: 3, Nevada, Feb 23, 2016; Cal State Fullerton, Mar 08, 2017
Strikeouts: 4, Cal State Fullerton, Mar 08, 2017
Batters faced: 22, Cal State Fullerton, Mar 08, 2017
Field chances: 1, 6 times
Putouts: 1, CSUB, Apr 21, 2017
Assists: 1, 4 times
Runners CS: 2 [t-1st], Oklahoma State, Feb 21, 2017

Stadler,F

Innings pitched: 4.0, at Long Beach State, Feb 28, 2018
Walks allowed: 4, at Washington State, Mar 29, 2018
Strikeouts: 4, Saint Mary's, Feb 23, 2018; UNLV, Mar 20, 2018
Batters faced: 18, USC, May 29, 2016
Field chances: 2, 7 times
Putouts: 1, 7 times
Assists: 2, at Long Beach State, Feb 28, 2018; at Pepperdine, Mar 06, 2018; at Oregon State, Mar 19, 2016
Runners CS: 1, Nevada, Feb 23, 2016; at Oregon State, Mar 19, 2016

Strand,Z

Innings pitched: 1.0, Arizona, Mar 13, 2018
Walks allowed: 1, Northwestern, Feb 18, 2017
Strikeouts: 1, Northwestern, Feb 18, 2017; Arizona, Mar 13, 2018
Batters faced: 4, Arizona, Mar 13, 2018
Field chances: 1, Oregon, Mar 18, 2018
Assists: 1, Oregon, Mar 18, 2018

Swift,D

Hits: 3, at Washington State, Mar 31, 2018
Doubles: 1, at Stanford, Apr 15, 2018
Total bases: 3, at Washington State, Mar 31, 2018
RBI: 2, Fullerton, Apr 03, 2018; Oklahoma State, Mar 03, 2018
Runs scored: 3 [t-5th], Miami (OH), Feb 18, 2018
Walks: 3 [t-4th], Miami (OH), Feb 18, 2018
Hit by pitch: 2 [t-1st], Miami (OH), Feb 18, 2018
Struck out: 2, 10 times
Sac flies: 1 [t-4th], Oregon, Mar 17, 2018; at UCLA, Mar 25, 2018
Sac bunts: 1 [t-6th], 6 times
At bats: 5, Saint Mary's, Feb 24, 2018; Oklahoma State, Mar 02, 2018; at Washington State, Mar 29, 2018
Stolen bases: 1, Oklahoma State, Mar 02, 2018; Oklahoma State, Mar 03, 2018; Oregon, Mar 17, 2018
Caught stealing: 2 [t-1st], Miami (OH), Feb 17, 2018
Field chances: 10, Oklahoma State, Mar 03, 2018
Putouts: 4, Oklahoma State, Mar 03, 2018; Oklahoma State, Mar 04, 2018
Assists: 6 [t-9th], USC, Apr 07, 2018; Oklahoma State, Mar 03, 2018

Torkelson,S

Hits: 3, USC, Apr 08, 2018; Miami (OH), Feb 17, 2018; at Long Beach State, Feb 28, 2018
Doubles: 2 [t-2nd], Miami (OH), Feb 18, 2018; at UCLA, Mar 25, 2018
Home runs: 2 [t-1st], at Stanford, Apr 14, 2018; Miami (OH), Feb 17, 2018; at Long Beach State, Feb 28, 2018
Total bases: 9 [t-3rd], Miami (OH), Feb 17, 2018; at Long Beach State, Feb 28, 2018
RBI: 3, at Long Beach State, Feb 28, 2018; Oregon, Mar 17, 2018
Runs scored: 2, 9 times
Walks: 2, 4 times
Hit by pitch: 1 [t-10th], at UNLV, 04-10-18; at Long Beach State, Feb 28, 2018; at UCLA, Mar 25, 2018
Struck out: 2, 7 times
Sac flies: 1 [t-4th], 4 times
At bats: 6 [t-6th], Oregon, Mar 17, 2018
Stolen bases: 1, Fullerton, Apr 03, 2018; UNLV, Mar 20, 2018
Field chances: 14, Fullerton, Apr 03, 2018; Oregon, Mar 18, 2018
Putouts: 14 [t-6th], Oregon, Mar 18, 2018
Assists: 2, 4 times

Van Scoyoc,S

Hits: 1, at Utah, May 28, 2017
Total bases: 1, at Utah, May 28, 2017
Struck out: 1, at Utah, May 28, 2017
At bats: 3, at Utah, May 28, 2017
Innings pitched: 6.0, at TCU, Feb 26, 2017
Walks allowed: 6 [t-1st], Miami (OH), Feb 17, 2018
Strikeouts: 4, at TCU, Feb 26, 2017; Loyola Marymount, Mar 04, 2017
Batters faced: 25, at TCU, Feb 26, 2017
Field chances: 4, Oregon State, Mar 17, 2017
Putouts: 2, at Utah, May 28, 2017
Assists: 3, Loyola Marymount, Mar 04, 2017; Long Beach State, Mar 11, 2017; Oregon State, Mar 17, 2017
Runners CS: 2 [t-1st], Loyola Marymount, Mar 04, 2017

Williams,A

Hits: 3, Oklahoma State, Mar 02, 2018
Doubles: 1, 4 times
Total bases: 3, Oklahoma State, Mar 02, 2018; at Washington State, Mar 29, 2018
RBI: 2, at UCLA, Mar 25, 2018; at Washington State, Mar 29, 2018
Runs scored: 2, Oklahoma State, Mar 03, 2018; Oregon, Mar 17, 2018
Walks: 1, 9 times
Hit by pitch: 1 [t-10th], at Washington State, Mar 31, 2018
Struck out: 2, at Washington State, Mar 30, 2018
Sac bunts: 1 [t-6th], 4 times
At bats: 5, at Pepperdine, Mar 06, 2018; Oregon, Mar 17, 2018; at Washington State, Mar 29, 2018
Stolen bases: 1, USC, Apr 06, 2018; Oregon, Mar 18, 2018; at UCLA, Mar 23, 2018
Caught stealing: 1 [t-3rd], Fullerton, Apr 04, 2018; Miami (OH), Feb 17, 2018; Oklahoma State, Mar 02, 2018
Field chances: 9, UNC-Wilmington, Mar 10, 2018; at Washington State, Mar 30, 2018
Putouts: 4, Saint Mary's, Feb 25, 2018; Oklahoma State, Mar 04, 2018; at Washington State, Mar 30, 2018
Assists: 6 [t-9th], UNC-Wilmington, Mar 10, 2018

Workman,G

Hits: 3, Oklahoma State, Mar 03, 2018; Oregon, Mar 17, 2018
Doubles: 2 [t-2nd], Oregon, Mar 18, 2018
Triples: 2 [t-1st], Oklahoma State, Mar 02, 2018
Home runs: 1 [t-10th], USC, Apr 08, 2018; at Stanford, Apr 14, 2018
Total bases: 6, Oklahoma State, Mar 02, 2018

2018 Sun Devil Baseball

GAME NOTES/TROPHY CASE

HOME RUN TRACKER

Player (Season, No.)	Gm # - Date	Opponent	On Base	Inning	Outs	Count	Score	Final
Torkelson (1)	2-Feb. 17	Miami (OH)	0	2	0	0-0	0-0	W, 7-3
Lin (1)	2-Feb. 17	Miami (OH)	0	4	1	2-1	1-3	W, 7-3
Torkelson (2)	2-Feb. 17	Miami (OH)	0	4	1	1-2	2-3	W, 7-3
Torkelson (3)	3-Feb. 18	Miami (OH)	0	3	2	1-2	2-1	W, 11-1
Torkelson (4)	6-Feb. 24	St. Mary's	0	2	1	2-2	0-3	L, 5-6
Lin (2)	7-Feb. 25	St. Mary's	0	4	2	2-1	0-0	W, 2-1
Torkelson (5)	9-Feb. 28	@ Long Beach State	1	5	2	0-0	1-1	L, 4-16
Torkelson (6)	9-Feb. 28	@ Long Beach State	0	7	1	1-1	3-13	L, 4-16
Torkelson (7)	12-March 4	Oklahoma State	1	6	0	3-1	1-2	L, 2-3
Torkelson (8)	13-March 6	@ Pepperdine	0	8	0	0-0	9-7	W, 10-7
Torkelson (9)	17-March 13	Arizona	0	5	2	2-2	1-5	L, 2-6
Canning (1)	19-March 17	Oregon	2	3	1	0-0	7-0	W, 18-4
Lane (1)	19-March 17	Oregon	0	4	0	1-1	10-0	W, 18-4
Canning (2)	19-March 17	Oregon	0	5	0	1-1	12-0	W, 18-4
Torkelson (10)	19-March 17	Oregon	2	6	2	2-2	15-0	W, 18-4
Torkelson (11)	22-March 23	@ #16 UCLA	0	7	0	2-0	0-4	L, 4-5 (10)
Bishop (1)	23-March 24	@ #16 UCLA	0	6	2	3-2	0-10	L, 1-12
Torkelson (12)	25-March 29	@ Washington State	1	6	2	2-1	5-6	L, 7-8 (10)
Torkelson (13)	26-March 30	@ Washington State	0	1	1	1-1	0-0	L, 3-4 (11)
Bishop (2)	26-March 30	@ Washington State	0	8	0	1-1	2-3	L, 3-4 (11)
Torkelson (14)	28-April 3	Fullerton	0	1	1	3-2	0-0	L, 6-7
Canning (3)	29-April 4	Fullerton	0	3	0	3-2	0-1	L, 1-2
Canning (4)	30-April 6	USC	0	3	0	0-0	1-0	W, 5-1
Aldrete (1)	32-April 6	USC	0	4	0	2-1	0-2	L, 4-8
Workman (1)	32-April 6	USC	0	7	1	2-2	1-5	L, 4-8
Torkelson (15)	32-April 6	USC	0	8	0	1-2	2-8	L, 4-8
Torkelson (16)	33-April 10	@ UNLV	0	1	0	1-0	0-0	L, 6-14
Canning (5)	33-April 10	@ UNLV	2	5	0	0-0	2-7	L, 6-14
Torkelson (17)	35-April 14	@ #2 Stanford	0	1	1	1-1	0-0	L, 6-11
Torkelson (18)	35-April 14	@ #2 Stanford	0	8	0	0-0	3-2	L, 6-11
Workman (2)	35-April 14	@ #2 Stanford	1	9	0	2-1	4-11	L, 6-11

GAME-WINNING RBIs (RBI Responsible for Winning Run in Final Score)

Player	Gm # - Date	Opponent	Season #	Inning	Outs	Count	Result	Final
Hauver	3-Feb. 18	Miami (OH)	1	2	1	1-1	1B RBI	W, 11-1
Canning	7-Feb. 25	St. Mary's	1	6	1	0-1	1B RBI	W, 2-1
Mehan	8-Feb. 27	@ Long Beach State	1	1	0	1-1	1B RBI	W, 1-0
Torkelson	10-March 2	Oklahoma State	1	1	0	1-1	F8 SAC FLY	W, 9-1
Swift	11-March 3	Oklahoma State	1	5	0	2-1	1B RBI	W, 14-2
Bishop	13-March 6	@ Pepperdine	1	5	1	1-1	2B RBI	W, 10-7
Bishop	14-March 9	UNCW	2	3	1	2-2	1B RBI	W, 9-4
Canning	18-March 16	Oregon	2	8	2	1-0	3B 3RBI	W, 7-4
Lin	19-March 17	Oregon	1	2	0	3-1	BB RBI	W, 18-4
Aldrete	20-March 18	Oregon	1	3	2	3-2	1B RBI	W, 6-1
Workman	24-March 25	@ #16 UCLA	1	5	1	2-1	2B RBI	W, 4-0
Workman	27-March 31	@ Washington State	2	2	1	0-1	F9 SF RBI	W, 7-0
Canning	30-April 4	USC	3	3	0	0-0	HR RC	W, 5-1

DOUBLE PLAYS

Gm # - Date	Opponent	Pitcher	Scoring	Players	Inning	Outs	Score	Final
1-Feb 17	Miami (OH)	Van Scoyoc, S	523 GDP	Aldrete, C-Lin, L-McCuin, J	5	0	0-1	2-4
2-Feb 17	Miami (OH)	Lingos, E	543 GDP	Aldrete, C-Williams, A-McCuin, J	5	1	3-3	7-3
3-Feb 18	Miami (OH)	Vander Kooi	643 GDP	Swift, D-McCuin, J-Torkelson, S	7	0	6-1	11-1
4-Feb 18	Miami (OH)	Stadler, F	643 GDP	Swift, D-McCuin, J-Torkelson, S	5	0	3-9	8-16
4-Feb 18	Miami (OH)	Higgins, C	643 GDP	Swift, D-McCuin, J-Torkelson, S	7	1	6-12	8-16
5-Feb 23	Saint Mary's	Stadler, F	KS 2U DP	Lin, L	6	1	1-6	1-6
6-Feb 24	Saint Mary's	Romero, S	543 GDP	Workman, G-Williams, A-Torkelson, S	7	0	5-3	5-6
7-Feb 25	Saint Mary's	Vander Kooi	643 GDP	Swift, D-Williams, A-Torkelson, S	4	1	0-0	2-1
10-March 2	OK State	Romero	643 GDP	Swift-Williams-Torkelson	2	1	3-0	9-1
11-March 3	OK State	Lingos	163 GDP	Swift-Williams-Lin	1	0	0-0	14-2
11-March 3	OK State	Higgins	643 GDP	Swift-Williams-Lin	7	0	8-1	14-2
12-March 4	OK State	Marsh	643 GDP	Swift-Williams-Lin	3	0	0-0	2-3
13-March 6	@ Pepperdine	Higgins	52 GDP INT	Aldrete-Lin	4	1	7-7	10-7
15-March 10	UNCW	Lingos	643 GDP	Swift-Williams-Lin	5	1	0-0	0-0
19-March 17	Oregon	Vander Kooi	463 GDP	Williams-Swift-Torkelson	3	0	6-0	18-4
21-March 20	@ #19 UNLV	Marsh	3U-6 GDP	Torkelson-Swift	5	0	2-3	3-10
23-March 24	at #16 UCLA	Vander Kooi	463 GDP	Williams-Swift-Lin	1	1	0-0	1-12
25-March 29	at WSU	Stadler	643 GDP	Swift-Williams-Torkelson	3	1	5-6	7-8 (10)
25-March 29	at WSU	Stadler	463 GDP	Williams-Swift-Torkelson	4	0	5-6	7-8 (10)
25-March 29	at WSU	Stadler	543 GDP	Workman-Swift-Torkelson	5	1	5-6	7-8 (10)
26-March 30	at WSU	Marsh	643 GDP	Swift-Williams-Torkelson	1	0	1-0	3-4 (11)
26-March 30	at WSU	Higgins	643 GDP	Swift-Williams-Torkelson	8	1	3-3	3-4 (11)
27-March 31	at WSU	Lingos	643 GDP	Swift-Williams-Torkelson	4	1	4-0	7-0
29-April 4	Fullerton	Stadler	463 GDP	Williams-Swift-Torkelson	9	1	1-2	1-2
30-April 6	USC	Marsh	463 GDP	Williams-Swift-Torkelson	2	1	0-0	5-1
31-April 7	USC	Van Scoyoc	1463 GDP	V. Scoyoc-Williams-Swift-Lin	9	0	1-10	1-10
32-April 8	USC	Stadler	463 GDP	Williams-Swift-Torkelson	8	1	2-8	4-8
33-April 10	at UNLV	Van Scoyoc	643 GDP	Swift-Williams-Torkelson	2	1	1-7	6-14

SERIES STATS

Hitting	W-L	Avg.	R	H	2B	3B	HR	RBI	BB	SO
Miami (OH)	2-2	.321	28	42	8	4	4	20	17	27
St Mary's	1-2	.240	8	23	4	1	2	8	3	31
Oklahoma State	2-1	.365	25	38	8	4	1	23	11	25
UNCW	1-2	.260	19	26	6	0	0	9	16	19
Oregon	3-0	.366	31	41	6	2	4	28	11	23
UCLA	1-2	.230	9	23	5	1	2	9	14	17
WSU	1-2	.298	17	34	6	0	3	16	9	30
USC	1-2	.242	10	22	4	0	4	10	12	17
Stanford	0-3	.232	10	22	5	0	3	10	8	24
Midweeks (8 Games)	2-6	.267	33	73	9	2	8	31	26	67

Pitching	W-L	ERA	H	R	ER	BB	SO	SV	SCORE
Miami (OH)	2-2	3.97	34	24	15	20	27	1	28-24
St. Mary's	1-2	3.33	24	13	10	11	25	1	8-13
Oklahoma State	2-1	1.93	25	6	6	11	30	0	25-6
UNCW	1-2	5.00	34	16	15	11	34	1	10-16
Oregon	3-0	2.33	18	9	7	13	23	1	31-9
UCLA	1-2	5.47	27	17	16	14	20	0	9-17
WSU	1-2	3.49	27	12	11	9	27	0	17-12
USC	1-2	4.00	31	19	12	8	23	1	10-19
Stanford	0-3	6.38	25	24	17	9	23	0	10-24
Midweeks (8 Games)	2-6	6.81	75	62	53	40	62	2	33-62

2018 TROPHY CASE

Perfect Game Preseason All-Pac-12 Team	Gage Canning
Perfect Game Preseason Pac-12 Player of the Year	Drew Swift
NCWPA Stopper of the Year Preseason Watch List	Connor Higgins
Pac-12 Player of the Week (March 6)	Spencer Torkelson
Pac-12 Player of the Week (March 19)	Gage Canning
Perfect Game National Player of the Week (March 19)	Gage Canning
NCAA Baseball National Player of the Week (March 19)	Gage Canning
Collegiate Baseball News National Player of the Week (March 19)	Gage Canning
Golden Spikes Player of the Year Midseason Watch List	Gage Canning
Golden Spikes Player of the Year Midseason Watch List	Spencer Torkelson
Johnny Bench Catcher of the Year Midseason Watch List	Lyle Lin

SAVES

No.	Date	Opponent	Pitcher (Save #)	IP (H, R-ER, BB, K)
1	2/17	Miami (OH)	Romero (1)	3.0 (2, 0-0, 2, 3)
2	2/25	St. Mary's	Montoya (1)	1.1 (1, 0-0, 0, 2)
3	2/27	LBSU	Montoya (2)	1.0 (2, 0-0, 0, 2)
4	3/6	@ Pepperdine	Montoya (3)	1.0 (0, 0-0, 0, 1)
5	3/9	UNCW	Montoya (4)	1.1 (1, 0-0, 0, 5)
6	3/16	Oregon	Montoya (5)	1.0 (0, 0-0, 1, 1)
7	4/6	USC	Godfrey (1)	0.2 (0, 0-0, 0, 0)

QUALITY STARTS

No.	Date	Opponent	Pitcher (QS #)	IP (H, R-ER, BB, K)
1	2/17	Miami (OH)	Eli Lingos (1)	6.0 (5, 3-3, 2, 6)
2	2/18	Miami (OH)	Boyd Vander Kooi (1)	7.0 (5, 1-0, 2, 5)
3	2/25	St. Mary's	Boyd Vander Kooi (2)	7.2 (4, 1-1, 9, 3)
4	3/2	Oklahoma St.	Sam Romero (1)	6.0 (5, 1-1, 2, 7)
5	3/10	UNCW	Eli Lingos (2)	7.0 (10, 3-3, 3, 7)
6	3/16	Oregon	Sam Romero (2)	6.1 (7, 4-3, 0, 7)
7	3/18	Oregon	Eli Lingos (3)	7.2 (5, 1-1, 3, 4)
8	3/25	@ #16 UCLA	Eli Lingos (4)	8.0 (5, 0-0, 3, 8)
9	3/31	Washington St.	Eli Lingos (5)	9.0 (6, 0-0, 1, 7)
10	4/4	Fullerton	Brady Corrigan (1)	6.0 (2, 2-1, 2, 4)
11	4/6	USC	Alec Marsh (1)	8.1 (3, 1-1, 2, 7)
12	4/13	@ #2 Stanford	Alec Marsh (2)	6.0 (7, 3-3, 3, 3)
13	4/14	@ #2 Stanford	Sam Romero (3)	7.1 (2, 3-3, 2, 8)

Multiple Hit Games	2	3	4	5+	Total
Canning, Gage	9	5	1	1	16
Lin, Lyle	12	3	-	-	15
Torkelson, Spencer	10	3	-	-	13
Workman, Gage	7	2	-	-	9
Aldrete, Carter	6	2	-	-	8
Williams, Alika	6	1	-	-	7
Swift, Drew	5	1	-	-	6
Hauver, Trevor	3	2	-	-	5
Bishop, Hunter	2	2	-	-	4
Lane, Taylor	2	1	-	-	3
Denson, Myles	-	1	-	-	1
TEAM	62	23	1	1	87

Multiple RBI Games	2	3	4	5+	Total
Torkelson, Spencer	8	2	-	-	10
Canning, Gage	4	2	2	-	8
Workman, Gage	3	1	-	-	4
Aldrete, Carter	2	2	-	-	4
Bishop, Hunter	1	2	-	-	3
Williams, Alika	2	-	-	-	2
Lane, Taylor	2	-	-	-	2
Swift, Drew	2	-	-	-	2
Hauver, Trevor	-	1	-	-	1
Lin, Lyle	1	-	-	-	1
TEAM	25	10	2	0	37

Hitting Streaks	Longest	Current
Canning, Gage	16	2
Lin, Lyle	15	-
Williams, Alika	8	3
Torkelson, Spencer	8	-
Aldrete, Carter	7	5
Lane, Taylor	7	-
Workman, Gage	6	-
Jump, Hunter	5	-
Bishop, Hunter	5	-
Swift, Drew	4	1
Hauver, Trevor	2	-
Leisenring, Luke	1	-
McCuin, Jeremy	1	-
Denson, Myles	1	-
Mehan, Scott	1	-
Hogueisson, Zach	1	-

Reached Base Streaks	Longest	Current
Canning, Gage	31	4
Torkelson, Spencer	20	20
Aldrete, Carter	17	5
Lin, Lyle	15	-
Williams, Alika	10	3
Hauver, Trevor	8	1
Lane, Taylor	7	-
Bishop, Hunter	7	-
Workman, Gage	6	-
Swift, Drew	6	2
Jump, Hunter	5	-
Mehan, Scott	2	-
Leisenring, Luke	2	-
Hogueisson, Zach	1	-
McCuin, Jeremy	1	-
Denson, Myles	1	-

2018 Sun Devil Baseball

#SUNDEVILPRIDE

Regular Season Success (entering 2018 season)

- ASU has the highest winning percentage among all Pac-12 schools and the fourth-highest winning percentage among all NCAA schools at .667 (2836-1413-8) behind Texas (.727), Florida State (.726) and Miami (FL) (.707).
- ASU's 2,836 wins in the modern era are seventh among all NCAA schools.
- ASU has finished the season nationally ranked in 45 seasons, including 27 times in the top 10, 22 in the top 5 and five No. 1
- ASU has 30 40-win seasons, 18 50-win seasons and four 60-win seasons

Postseason Success

- 39 NCAA postseason appearances, sixth most in NCAA history, 32 NCAA Regional appearances and 19 Regional titles
- 22 CWS appearances are third in NCAA history (Texas, Miami (FL))
- 61 CWS wins are both the third-most in NCAA history (Texas, USC)
- 10 CWS final appearances, third most in NCAA history behind USC and Texas (five National Championships, five runner-ups)

Pacing The Pac-12 In All-Conference Selections

ASU leads the Pac-12 with 35 First Team All-Conference selections since 2010

A Tradition Of USA Collegiate Baseball

ASU has had 19 players on the USA Baseball Collegiate National Team since 1984, which is the fifth most among all NCAA schools behind Stanford (29), Cal State Fullerton (21), Miami (21) and Georgia Tech (20). A Sun Devil has been represented on the Collegiate National Team in 14 different seasons, which is fourth most behind Stanford (21), Cal State Fullerton (18) and Miami (17). Sun Devils Ryan Burr and Dustin Pedroia are the only two Devils to make the team in two separate seasons.

Alone At The Top

ASU's 11 College Baseball Hall of Famers are the most from any single school in college baseball.

ASU's National College Baseball Hall of Famers

Joe Arnold (ASU: 1968; HOF: 2015)
Sal Bando (ASU: 194-65 HOF: 2013)
Eddie Bane (ASU: 1971-73; HOF: 2008)
Floyd Bannister (ASU: 1974-76; HOF: 2008)
Alan Bannister (ASU: 1970-72; HOF: 2010)
Jim Brock (ASU: 1972-94; HOF: 2007)
Bob Horner (ASU: 1976-78; HOF: 2006)
Mike Kelly (ASU: 1989-91; HOF 2015)
Oddibe McDowell (ASU: 1983-84; HOF: 2011)
Rick Monday (ASU: 1965; HOF: 2016)
Bobby Winkles (ASU: 1959-71; HOF: 2006)

National College Baseball Hall of Famers by School

Arizona State - 11
Texas - 10
Wichita State - 5
Louisiana State - 4
Miami - 4
Michigan - 4
Oklahoma State - 4
USC - 4

Success Against The Pac-12 Since 2000

- ASU is 16-2 in series' against Washington State with 6 sweeps
- ASU is 12-7 in series' against UCLA with 3 sweeps
- ASU is 11-8 in series' against USC with 3 sweeps
- ASU is 12-6 in series' against Cal with 5 sweeps
- ASU is 11-7 in series' against Washington with 5 sweeps
- ASU is 12-6 in series' (with 2 sweeps) against UA
- ASU is 10-8 in series' (with 4 sweeps) against Oregon State
- ASU is 8-2 in series' (with 3 sweeps) against Oregon
- ASU is 4-1 in series' (three sweeps) against Utah

The only school in the league with an advantage over ASU since 2000 is Stanford. The Devils are 8-11 in series vs. the Cardinal in that span (ASU: 5 sweeps / Stanford: 2)

ASU has played 163 Pac-10/12 conference series since 2000 and has won or swept 104 of those series (including 39 sweeps), which equates to 65 percent. Conversely, ASU has only been swept 9 times in that span.

All-Time Records*

All-time record: 2849-1436-8
All-time conference: 845-514
Ranked opponents (Since 2010): 74-72
24 wins over top-10 teams, including two road series wins over top-5 teams
Season openers: 46-13-1
Doubleheaders: 492-145
Conference openers: 30-26 all-time
(2-5 in Pac-12, 17-14 in Pac-10 10-7 in WAC)
Postseason: 169-78
Regionals/Supers: 84-30/11-7
College World Series: 61-38

**44 victories, Pac-10 championship, postseason appearance and College World Series berth in 2007 later vacated due to NCAA sanctions. Records do not reflect vacations.*

Feeling the Draft

15 members of the 2018 squad have had their name called during the MLB draft, including six who were selected out of high school in the 2016 draft.

Player	Round	Team	Year
Jake Godfrey	21st	Braves	2014
Taylor Lane	40th	Brewers	2014
Fitz Stadler	32nd	Cubs	2015
Lyle Lin	16th	Mariners	2016
Spencer Van Scoyoc	19th	Blue Jays	2016
Hunter Bishop	24th	Padres	2016
Carter Aldrete	37th	Red Sox	2016
Sam Ferri	38th	Yankees	2016
Gage Workman	14th	Brewers	2017
Colby Davis	23rd	Yankees	2017
Alika Williams	32nd	Yankees	2017
Connor Higgins	35th	Rangers	2017
Boyd Vander Kooi	36th	Diamondbacks	2017
Trevor Hauver	37th	Royals	2017
Drake Davis	38th	Rockies	2017

MLB Devils: Opening Day Edition

A total of 11 former Sun Devils began the 2018 season on Opening Day rosters (or would have if not for injury).

Kole Calhoun	Angels
Ian Kinsler	Angels
Deven Marrero	Red Sox
Dustin Pedroia	Red Sox
Trevor Williams	Pirates
Austin Barnes	Dodgers
Mike Leake	Mariners
Andrew Romine	Mariners
Eric Sogard	Brewers
Tony Barnette	Rangers
Jason Kipnis	Indians

Today's Devils Are Tomorrow's Major Leaguers

- Most players taken in the MLB Draft since 2010 (55)
- ASU's 108 Major Leaguers since 1959 are the most in the nation
- The first-ever player drafted by the MLB was Sun Devil alum Rick Monday
- ASU is the only school at any level to have multiple No. 1 overall picks in June MLB Draft history
- Most unique first round players taken in the June MLB Draft with 20 - (excludes compensation picks and re-draftees)
- Most players drafted in a single year (15 in 2008)
- 415 MLB Draft Picks, more than any other school in the country.

Movin' On Up

As has become commonplace at Arizona State, five Sun Devils heard their names called in the MLB Draft following the 2016 season. The Sun Devils have had five or more players drafted in 46 of the 53 MLB Drafts held since 1956 and five or more players have gotten the call in 13 of the last 15 seasons.

Keeping the Tradition Alive

- Four Sun Devils made their debuts in the MLB during the 2016 season, bringing ASU's total to 108 all-time - the most among all NCAA schools since 1959. Jake Barrett (Diamondbacks) and Tony Barnette (Rangers) each saw their first Big League action in the opening month of the MLB season last year while Brady Rodgers (Astros) and Trevor Williams (Pirates) bookended things, appearing in the final month of the season.
- The Sun Devils have now had at least one major league player on their varsity roster each year from 1961 through 2013, which is the longest current streak in the nation. Thirty-three ASU baseball players have made their MLB debuts since 2002.

#MLBU

2018 Sun Devil Baseball

ROSTER

PITCHERS (16)

No.	Name	Yr	B/T	HT	WT	Hometown (High School)
30	Brady Corrigan	Fr.	R/R	6'2"	200	Plainfield, Ill. (Plainfield North)
36	Colby Davis	Fr.	R/R	6'8"	225	Scottsdale, Ariz. (Chaparral)
31	Drake Davis	Fr.	R/R	6'0"	185	Highlands Ranch, Colo. (Ralston Valley)
23	Jake Godfrey	Sr.	R/R	6'3"	225	New Lenox, Ill. (Providence Catholic/LSU/NW Florida St.)
11	Connor Higgins	Jr.	R/L	6'5"	240	Orefield, Pa. (Parkland)
17	Ryan Hingst	Sr.	R/R	6'4"	191	El Paso, Texas (Franklin)
15	Eli Lingos	Sr.	L/L	6'0"	192	Temecula, Calif. (Great Oak)
8	Alec Marsh	So.	R/R	6'2"	220	Milwaukee, Wis. (Ronald Reagan)
3	Chaz Montoya	So.	L/L	6'0"	160	Glendale, Ariz. (Centennial)
41	Dellan Raish	RS Fr.	L/L	6'2"	180	Cave Creek, Ariz. (Cactus Shadows)
26	Sam Romero	Jr.	R/R	6'2"	180	Phoenix, Ariz. (Carl Hayden/Phoenix College)
29	Grant Schneider	Sr.	R/R	6'3"	205	Austin, Texas (Lake Travis)
22	Fitz Stadler	Jr.	R/R	6'9"	240	Glenview, Ill. (Glenbrook South)
25	Zane Strand	RS Fr.	R/R	6'5"	220	Chandler, Ariz. (Hamilton)
19	Boyd Vander Kooi	Fr.	R/R	6'5"	210	Mesa, Ariz. (Skyline)
44	Spencer Van Scoyoc	So.	L/L	6'4"	200	Cedar Rapids, Iowa (Jefferson)

CATCHERS (3)

9	Sam Ferri	So.	R/R	5'11"	185	Norridge, Ill. (Notre Dame College Prep)
40	Luke Leisenring	Fr.	S/R	6'3"	195	Golden, Colo. (Ralston Valley)
27	Lyle Lin	So.	R/R	6'1"	201	Taipei, Taiwan (JSerra Catholic)

INFIELDERS (8)

21	Carter Aldrete	So.	R/R	6'2"	205	Monterey, Calif. (Monterey)
35	Adisyn Coffey	Fr.	R/R	6'2"	170	Albany, Ind. (Delta)
47	Taylor Lane	Sr.	R/R	6'4"	205	Chesapeake, Va. (IMG/Florida/NW Florida St.)
10	Jeremy McCuin	Jr.	S/R	6'1"	182	Gilbert, Ariz. (Perry)
6	Drew Swift	Fr.	R/R	6'0"	150	Chandler, Ariz. (Hamilton)
20	Spencer Torkelson	Fr.	R/R	6'1"	205	Petaluma, Calif. (Casa Grande)
5	Alika Williams	Fr.	R/R	6'2"	165	San Diego, Calif. (Rancho Bernardo)
14	Gage Workman	Fr.	S/R	6'4"	175	Queen Creek, Ariz. (Basha)

OUTFIELDERS (8)

24	Hunter Bishop	So.	L/R	6'5"	210	Palo Alto, Calif. (Serra)
12	Gage Canning	Jr.	L/R	5'11"	178	Ramona, Calif. (Ramona)
37	Myles Denson	So.	R/R	6'2"	180	Las Vegas, Nev. (Bishop Gorman)
18	Trevor Hauver	Fr.	L/R	6'0"	190	Chandler, Ariz. (Perry)
16	Zach Hogueisson	Fr.	L/R	6'4"	200	El Cajon, Calif. (Christian)
39	Hunter Jump	Fr.	L/R	5'11"	190	Aliso Viejo, Calif. (Aliso Niguel)
28	Scott Mehan	Fr.	R/R	5'10"	180	Scottsdale, Ariz. (Cactus Shadows)

- 13 **Head Coach:** Tracy Smith
- 2 **Assistant Coach/Recruiting Coordinator:** Ben Greenspan
- 45 **Assistant Coach:** Mike Cather
- 7 **Volunteer Assistant Coach/Hitting Coach:** Michael Earley
- Director of Operations: Brendan Cunningham
- Sports Medicine/Rehabilitation: Jesse Lowman
- Strength and Conditioning: Jason Robbins

2018 Sun Devil Baseball

ROSTERS

NUMERICAL

3	Montoya, Chaz	LHP	So.	L/L	6'0"	160	Glendale, Ariz. (Centennial)
5	Williams, Alika	INF	Fr.	R/R	6'2"	165	San Diego, Calif. (Rancho Bernardo)
6	Swift, Drew	INF	Fr.	R/R	6'0"	150	Chandler, Ariz. (Hamilton)
8	Marsh, Alec	RHP	So.	R/R	6'2"	220	Milwaukee, Wis. (Ronald Reagan)
9	Ferri, Sam	C	So.	R/R	5'11"	185	Norridge, Ill. (Notre Dame College Prep)
10	McCuin, Jeremy	INF	Jr.	S/R	6'1"	182	Gilbert, Ariz. (Perry)
11	Higgins, Connor	LHP	Jr.	R/L	6'5"	240	Orefield, Pa. (Parkland)
12	Canning, Gage	OF	Jr.	L/R	5'11"	178	Ramona, Calif. (Ramona)
14	Workman, Gage	INF	Fr.	S/R	6'4"	175	Queen Creek, Ariz. (Basha)
15	Lingos, Eli	LHP	Sr.	L/L	6'0"	192	Temecula, Calif. (Great Oak)
16	Hogueisson, Zach	OF	Fr.	L/R	6'4"	200	El Cajon, Calif. (Christian)
17	Hingst, Ryan	RHP	Sr.	R/R	6'4"	191	El Paso, Texas (Franklin)
18	Hauver, Trevor	OF	Fr.	L/R	6'0"	190	Chandler, Ariz. (Perry)
19	Vander Kooi, Boyd	RHP	Fr.	R/R	6'5"	210	Mesa, Ariz. (Skyline)
20	Torkelson, Spencer	INF/OF	Fr.	R/R	6'1"	205	Petaluma, Calif. (Casa Grande)
21	Aldrete, Carter	INF	So.	R/R	6'2"	205	Monterey, Calif. (Monterey)
22	Stadler, Fitz	RHP	Jr.	R/R	6'9"	240	Glenview, Ill. (Glenbrook South)
23	Godfrey, Jake	RHP	Sr.	R/R	6'3"	225	New Lenox, Ill. (Providence Catholic/LSU/NW Florida St.)
24	Bishop, Hunter	OF	So.	L/R	6'5"	210	Palo Alto, Calif. (Serra)
25	Strand, Zane	RHP	RS Fr.	R/R	6'5"	220	Chandler, Ariz. (Hamilton)
26	Romero, Sam	RHP	Jr.	R/R	6'2"	180	Phoenix, Ariz. (Carl Hayden/Phoenix College)
27	Lin, Lyle	C	So.	R/R	6'1"	201	Taipei, Taiwan (JSerra Catholic)
28	Mehan, Scott	OF	Fr.	R/R	5'10"	180	Scottsdale, Ariz. (Cactus Shadows)
29	Schneider, Grant	RHP	Sr.	R/R	6'3"	205	Austin, Texas (Lake Travis)
30	Corrigan, Brady	RHP	Fr.	R/R	6'2"	200	Plainfield, Ill. (Plainfield North)
31	Davis, Drake	RHP	Fr.	R/R	6'0"	185	Highlands Ranch, Colo. (Ralston Valley)
35	Coffey, Adisyn	UTL	Fr.	R/R	6'2"	170	Albany, Ind. (Delta)
36	Davis, Colby	RHP	Fr.	R/R	6'8"	225	Scottsdale, Ariz. (Chaparral)
37	Denson, Myles	OF	So.	R/R	6'2"	180	Las Vegas, Nev. (Bishop Gorman)
39	Jump, Hunter	OF	Fr.	L/R	5'11"	190	Aliso Viejo, Calif. (Aliso Niguel)
40	Leisenring, Luke	C	Fr.	S/R	6'3"	195	Golden, Colo. (Ralston Valley)
41	Raish, Dellan	LHP	RS Fr.	L/L	6'2"	180	Cave Creek, Ariz. (Cactus Shadows)
44	Van Scoyoc, Spencer	LHP	So.	L/L	6'4"	200	Cedar Rapids, Iowa (Jefferson)
47	Lane, Taylor	INF	Sr.	R/R	6'4"	205	Chesapeake, Va. (IMG/Florida/NW Florida St.)

PRO-NUN-SEE-AV-SHUNS

Carter Aldrete - AL-dreh-tee
 Sam Ferri - FAIR-ee
 Trevor Hauver - HAW-ver
 Ryan Hingst - HEEngst
 Zach Hogueisson - HO-guh-SON
 Luke Leisenring - LYE-zen-RING
 Eli Lingos - leen-GOES
 Jeremy McCuin - mic-CUE-in
 Scott Mehan - MEE-han
 Dellan Raish - dell-ANN RAYSH
 Grant Schneider - SHNEYE-der
 Boyd Vander Kooi - Van-Der KOY
 Spencer Van Scoyoc - Van SCOY

ALPHABETICAL

No.	Name	Pos.
21	Aldrete, Carter	INF
24	Bishop, Hunter	OF
12	Canning, Gage	OF
35	Coffey, Adisyn	UTL
30	Corrigan, Brady	RHP
36	Davis, Colby	RHP
31	Davis, Drake	RHP
37	Denson, Myles	OF
9	Ferri, Sam	C
23	Godfrey, Jake	RHP
18	Hauver, Trevor	OF
11	Higgins, Connor	LHP
17	Hingst, Ryan	RHP
16	Hogueisson, Zach	OF
39	Jump, Hunter	OF
47	Lane, Taylor	INF
40	Leisenring, Luke	C
27	Lin, Lyle	C
15	Lingos, Eli	LHP
8	Marsh, Alec	RHP
10	McCuin, Jeremy	INF
28	Mehan, Scott	OF
3	Montoya, Chaz	LHP
41	Raish, Dellan	LHP
26	Romero, Sam	RHP
29	Schneider, Grant	RHP
22	Stadler, Fitz	RHP
25	Strand, Zane	RHP
6	Swift, Drew	INF
20	Torkelson, Spencer	INF/OF
44	Van Scoyoc, Spencer	LHP
19	Vander Kooi, Boyd	RHP
5	Williams, Alika	INF
14	Workman, Gage	INF

BY POSITION

Catchers	3
Pitchers	16
Infielders	8
Outfielders	7

BY CLASS

Seniors	5
Juniors	5
Sophomores	8
Freshmen	16

BATTING

Lefties	10
Righties	22
Switch	3

PITCHING

Righties	11
Lefties	5

2018 Sun Devil Baseball

LAST TIME

Hitting Categories

Hit a grand slam.....	Brian Serven, May 4, 2014 at Oklahoma State (L, 14-12)
Hit a walkoff HR.....	Colby Woodmansee, February 13, 2015 vs. Oklahoma State (solo shot in 10th inning)
Led off the game with a HR.....	Kasey Coffman, March 3, 2013 vs Gonzaga (T, 6-6)
Hit for the cycle.....	Travis Buck, March 7, 2003 vs. Southern Utah (W, 19-0)
Team hit for the cycle to open the game.....	April 27, 2003 vs. Washington State (HR/2B/1B/3B)
Hit back-to-back HRs.....	Lyle Lin and Spencer Torkelson, Feb. 17, 2018 vs. Miami (OH)
Hit back-to-back-to-back HRs.....	Max Rossiter (3-run), RJ Ybarra and Trever Allen, May 5, 2013 vs Stan.
Hit two HR in one game.....	Gage Canning (2), March 18, 2018 vs. Oregon (W, 18-4)
A freshman hit two HR in one game.....	Spencer Torkelson, April 14, 2018, at #2 Stanford
Hit three HRs in one game.....	Joey DeMichele, May 1, 2011 vs Stanford (TIES ASU RECORD)
Had five hits in one game.....	Gage Canning, March 18, 2018 vs. Oregon (5-for-5)
Had six hits in one game.....	Travis Buck, March 13, 2005 vs Western Illinois (went 6-for-8, 3 RBI)
Had seven hits in one game.....	Jerry Mantlo, February 6, 1972 vs. Michigan
Had three doubles in one game.....	Jake Peevyhouse, March 29, 2014 at No. 15 UCLA
Had four doubles in one game.....	Travis Buck, February 28, 2004 vs. Connecticut (W, 16-5)
Hit two triples in one game.....	Gage Canning, March 3, 2018 vs. Oklahoma State
Had seven RBI in one game.....	Andy Workman, May 8, 2011 vs. Long Beach State (W, 17-9)
Had eight RBI in one game.....	Kiel Roling, March 17, 2007 vs. Maine
Had nine RBI in one game.....	Jeremy West, April 27, 2003 vs. Washington State
Stole four bases in one game.....	Drew Maggi, April 10, 2010 at Washington St. (TIES ASU RECORD)
Stole home.....	Colby Woodmansee, March 6, 2016 vs. Eastern Michigan (W, 8-1)
Struck out four or more times in one game.....	Lyle Lin, April 28, 2017 at Oregon (4K's in L, 2-0)
Hitter stranded six runners on base.....	Jordan Aboites (6), February 23, 2016 vs. Nevada (L, 11-5)
Recorded 13 total bases.....	Gage Canning (13), April 27, Gage Canning, March 18, 2018 vs. Oregon (2 HR, 1 3B, 2 1B)
Had an inside-the-park home run.....	Gage Canning, March 18, 2018 vs. Oregon (W, 18-4)
Had an inside-the-park home run AND a traditional home run.....	Gage Canning, March 18, 2018 vs. Oregon (W, 18-4)
Scored five runs in one game.....	Gage Canning (5), March 18, 2018 vs. Oregon (W, 18-4)
Was hit by a pitch two or more times.....	Drew Swift, 2, Feb. 17 vs. Miami (OH)
Opponent hit two HRs in one game.....	JJ Matijevic (at #8 Arizona), April 4, 2017 (L, 2-11)
Opponent hit a walkoff HR.....	Kevin Williams (UCLA), March 16, 2012 at Jackie Robinson Stadium (Solo HR in 9th inning)
Opponent hit a leadoff HR.....	Andy Lentz (Washington), May 17, 2008 at Packard Stadium (off Josh Satow)

Pitching Categories

Threw a no-hitter.....	Ryan Hingst, March 25, 2016 vs. Utah, (W, 5-0)
Threw a perfect game.....	Eddie Bane, March 2, 1973, vs. Cal State Northridge (W, 9-0)
Threw a one-hitter.....	Brian Flores, May 20, 2007 at Oregon State (W, 8-1)
Threw a two-hitter.....	Will Waldrip, Jan. 23, 1999 vs. Hawaii-Hilo (W, 3-0)
Were no-hit.....	Phil Keller, March 23, 1970 vs. Stanford (L, 1-0)
Were one-hit.....	Noah Bremer, at Washington, May 12, 2017 (L, 0-4)
Threw a complete game.....	Eli Lingos, March 30, 2018 at Washington St. (W, 7-0)
Threw a complete game shutout.....	Eli Lingos, March 30, 2018 at Washington St. (W, 7-0)
Threw back-to-back complete games.....	Trevor Williams, 3/1/13 vs. Pacific (W, 8-1) and 3/9 vs. Long Beach State (W, 4-0)
Threw back-to-back complete game shutouts.....	Brady Rodgers/Kramer Champlin, May 20 and 21, 2011 at Washington
Had an opposing pitcher throw a complete game.....	Noah Bremer, at Washington, May 12, 2017 (L, 0-4)
Shut out an opponent (one or more pitchers).....	March 30, 2018, at Washington State (7-0, 1 pitcher)
Were shutout.....	vs. UNCW, March 10, 2018 (0-9)
Struck out 10 or more batters in a game.....	Seth Martinez (11), March 12, 2016, vs. UC Davis (8.0 IP)
Struck out 15 or more batters in a game.....	Mike Leake (15), May 30, 2009 vs. Oral Roberts (CG, 4-1 Win in Tempe Regional)
Had an opposing pitcher strike out 10 or more Sun Devils.....	David Peterson (20), at Oregon, April 28, 2017 (L,2-0)
Did not walk a batter (complete game).....	Ryan Kellogg, May 14, 2015 vs Washington State (W, 5-0)
Recorded 10 wins in a season.....	Ryan Kellogg, 11-1 (2013)
Hit three batters in a game.....	Brett Lilek (3), April 4, 2015 at Utah (W, 6-5)

Fielding Categories

Had no errors in three straight games.....	March 2, 3, 4, 2018 vs. Oklahoma State
Committed three or more errors in one game.....	Andrew Snow (3), Feb. 17, 2017 vs. Northwestern
Had 16 or more putouts in one game.....	Zach Wilson(20), First Base, April 21, 2011 at Cal
Had 20 or more put outs in one game.....	Zach Wilson(20), First Base, April 21, 2011 at Cal
Had eight or more assists in one game.....	Jeremy McQuin (8), Shortstop, Feb. 17, 2017 vs. Northwestern
Caught and pitched in the same game.....	Jordan Swagerty, March 17, 2010 vs. USC (2x in 2010)
Turned four double plays in one game.....	April 22 2017, vs. CSUB
Turned five+ double plays in one game.....	5, April 25, 2010, vs. Washington (TIES ASU RECORD)
Turned a triple play.....	Eric Sogard (2B), Brett Wallace (1B) and Andrew Romine SS, February 27, 2007 at Arizona

Scoring and Misc. Categories

Recorded 20+ hits.....	20, March 17, 2018 vs. Oregon (W, 18-4)
Recorded 20+ hits in back-to-back games.....	22 and 22, February 3-4, 2007 vs. Southern Utah
Scored 20+ runs.....	21, April 28, 2010, vs. San Francisco (W, 21-3)
Scored 30+ runs.....	30, March 13, 2005 vs. Western Illinois (W, 30-13 in Baton Rouge, La.)
Scored 10+ runs in one inning.....	11, April 26, 2015 vs. Tennessee Tech (W, 16-4)
Left 15+ runners on base in one game.....	15, March 5, 2016 vs. Eastern Michigan (W, 5-4 (11))
Surrendered a ninth inning lead.....	April 5, 2018, vs. Cal State Fullerton (led 4-2, loss 6-7)
Swept a three-game Pac-12 series.....	March 16-18,, 2018 vs. Oregon (7-4, 18-4, 6-1)
Were swept in a Pac-12 series.....	April 13-15, 2018 at #2 Stanford (1-3, 6-11, 3-10)
Were swept in a Pac-12 series at home.....	May 18-20 vs. #15 Arizona (5-6, 1-3, 5-9)
Played in extra innings.....	11, at Washington State, April 2, 2018, (L, 3-4)
Played in 14+ innings.....	14, March 9, 2016 at Cal State Fullerton (W, 2-1 W)
Played back-to-back extra inning games.....	March 9, 11 and 12, 2016, vs. Cal State Fullerton/UC Davis (14, 11 and 12 innings)
Played a game lasting 5+ hours.....	5 hours, 12 minutes, May 30, 2015 vs. Cal State Fullerton in Fullerton Regional (L, 3-2 (14))

2018 Sun Devil Baseball

RECORDS/PITCHERS

Record When...

Overall	14-22 10+ runs	4-0	Hit 0 home runs.....	8-9
Conference.....	6-9	Opponent 0-2 runs	9-1	... 1 home run	4-8
Non-Conference	8-13 3-5 runs.....	4-6	... 2+ home runs	2-5
Home games.....	10-13 6-9 runs.....	1-7	Opponent 0 home runs	11-11
Away games	4-9 10+ run	0-8 1 home run	2-10
Neutral site	0-0	Scored in 1st inning	8-6 2+ HRs	1-1
Day games.....	6-9	Opp. scored in 1st.....	1-6	Made 0 errors	6-4
Night games	8-13	Scores first	14-10	... 1 error	5-8
vs Left starter	5-8	Opp. scores first	0-12	... 2+ errors	3-10
vs Right starter	9-14	After 6 leading	13-3	Opp. made 0 errors	5-10
1-Run games.....	2-7 trailing	1-15 1 error	4-7
2-Run games.....	0-3 tied	0-4 2+ errors.....	5-5
5+Run games	7-10	After 7 leading	12-3	Out-hit opponent.....	14-6
Extra innings	0-4 trailing	1-15	Out-hit by opponent	0-14
Shutouts	3-1 tied	0-4	Hits are tied	0-2
Scoring 0-2 runs	2-10	After 8 leading	13-1		
..... 3-5 runs	2-7 trailing	0-16		
..... 6-9 runs	6-5 tied	0-5		

A Look At the Pitching Staff

Arizona State Starters

Pitcher	Starts/QS	Pct.	PC/Start	IP/Start	ER Against/ Start	Runs For/Start	PCK	DP	Team Record
Eli Lingos	9/5	55.6	885/98.3	59.1/6.2	19/2.1	38/4.2	4	4	5-4
Boyd Vander Kooi	5/2	40.0	397/79.4	22.2/4.2	10/2.0	27/5.4	0	4	3-2
Sam Romero	8/3	37.5	553/69.1	36.0/4.2	23/2.9	30/3.8	0	1	3-5
Alec Marsh	6/2	33.3	501/83.5	27.2/4.2	13/2.2	12/2.0	0	4	1-5
Spencer Van Scoyoc	2/0	0.0	141/70.5	7.1/3.2	4/2.0	1/0.5	0	1	0-2
Fitz Stadler	2/0	0.0	54/54.0	4.0/4.0	2/2.0	3/3.0	0	0	1-1
Brady Corrigan	3/1	33.3	145/48.3	8.0/2.2	7/2.3	3/1.0	0	0	0-3
Jake Godfrey	1/0	0.0	35/35.0	2.0/2.0	0/0.0	1/1.0	0	0	1-0

Arizona State Bullpen (Relief Appearances Stats Only)

Reliever	APP	IP	H	R	ER	BB	SO	SV	ERA	IR/Scored	1st Bat. Faced/Ret.
Alex Marsh	3	9.1	4	0	0	3	8	0	0.00	2/0	3/3
Brady Corrigan	6	10.2	4	2	2	4	9	0	1.69	7/0	6/5
Fitz Stadler	9	14.1	16	6	4	11	12	0	2.51	14/10	5/1
Sam Romero	3	6.1	5	2	2	2	4	1	2.84	2/0	3/3
Dellana Raish	15	23.2	17	10	10	10	28	0	3.80	9/1	14/9
Jake Godfrey	9	7.0	6	5	4	4	8	1	5.14	12/4	9/7
Chaz Montoya	17	19.1	21	15	12	10	22	5	5.59	10/3	17/10
Ryan Hingst	7	7.0	11	6	5	4	5	0	6.43	11/8	7/4
Connor Higgins	16	18.0	26	19	16	11	12	0	8.00	20/9	16/6
Spencer V. Scoyoc	6	6.2	8	7	6	6	6	0	8.10	7/3	6/1
Adisyn Coffey	2	3.0	4	4	3	1	2	0	9.00	0/0	2/0
Davis, Colby	3	3.0	7	4	4	1	3	0	12.00	2/2	3/2
Grant Schneider	9	8.2	16	14	14	7	8	0	14.54	13/7	9/8

2018 Sun Devil Baseball

NATIONAL RANKS/CONFERENCE RANKS/TEAM RANKS

NATIONAL RANKINGS

Category	Team	Nat'l	Pac-12	Value
Base on Balls (297 ranked)		201	7	127
Batting Average (297 ranked)		68	4	0.283
Double Plays (297 ranked)		91	2	28
Double Plays Per Game (297 ranked)		120	4	0.78
Doubles (297 ranked)		95	4	61
Doubles Per Game (297 ranked)		116	5	1.69
Earned Run Average (297 ranked)		134	8	4.58
Fielding Percentage (297 ranked)		219	11	0.962
Hit Batters (297 ranked)		58	2	44
Hit by Pitch (297 ranked)		289	11	17
Hits (297 ranked)		66	2	344
Hits Allowed Per Nine Innings (297 ranked)		136	8	9.04
Home Runs (296 ranked)		55	2	31
Home Runs Per Game (297 ranked)		65	4	0.86
On Base Percentage (297 ranked)		166	6	0.356
Runs (297 ranked)		172	6	181
Sacrifice Bunts (297 ranked)		138	7	17
Sacrifice Flies (297 ranked)		186	9	11
Scoring (297 ranked)		202	6	5
Shutouts (165 ranked)		42	3	3
Slugging Percentage (297 ranked)		45	3	0.433
Stolen Bases (297 ranked)		220	7	23
Stolen Bases Per Game (297 ranked)		240	7	0.64
Strikeout-to-Walk Ratio (297 ranked)		126	8	2.01
Strikeouts Per Nine Innings (297 ranked)		113	3	8.3
Triples (294 ranked)		10	1	14
Triples Per Game (297 ranked)		12	1	0.39
WHIP (297 ranked)		132	7	1.46
WL Pct (297 ranked)		217	9	0.389
Walks Allowed Per Nine Innings (297 ranked)		135	8	4.12

Individual

Category	Name	Nat'l	Pac-12	Value
Batting Average (249 ranked)	Gage Canning	61	4	0.379
Complete Games (48 ranked)	Eli Lingos	48	2	1
	Boyd Vander Kooi	48	2	1
Doubles (135 ranked)	Gage Canning	83	4	12
	Lyle Lin	135	7	11
Doubles Per Game (146 ranked)	Gage Canning	146	9	0.33
Earned Run Average (199 ranked)	Alec Marsh	154	11	2.79
	Eli Lingos	172	14	2.88
Games Started (15 ranked)	Eli Lingos	15	1	9
Hits (149 ranked)	Gage Canning	15	1	58
	Lyle Lin	117	3	49
Hits Allowed Per Nine Innings (150 ranked)	Alec Marsh	94	8	6.64
Hits Per Game (150 ranked)	Gage Canning	15	1	1.61
Home Runs (124 ranked)	Spencer Torkelson	1	1	18
Home Runs Per Game (150 ranked)	Spencer Torkelson	1	1	0.5
Pitching Appearances (120 ranked)	Chaz Montoya	120	6	17
Runs Batted In (138 ranked)	Spencer Torkelson	85	6	35
Runs Batted In Per Game (149 ranked)	Spencer Torkelson	112	9	0.97
Sacrifice Bunts (112 ranked)	Drew Swift	65	7	6
Sacrifice Bunts Per Game (149 ranked)	Drew Swift	115	9	0.17
Sacrifice Flies (65 ranked)	Spencer Torkelson	65	3	4
Saves (121 ranked)	Chaz Montoya	77	6	5
Slugging Percentage (250 ranked)	Spencer Torkelson	6	2	0.77
	Gage Canning	34	4	0.673
Strikeouts (149 ranked)	Eli Lingos	123	2	55
Total Bases (139 ranked)	Spencer Torkelson	12	2	104
	Gage Canning	15	3	103
Toughest to Strike Out (150 ranked)	Alika Williams	78	6	10.5
	Lyle Lin	92	8	10.1
Triples (52 ranked)	Gage Canning	1	1	9
	Gage Workman	19	3	4
Triples Per Game (147 ranked)	Gage Canning	1	1	0.25
	Gage Workman	25	3	0.13
Victories (73 ranked)	Eli Lingos	73	2	5
WHIP (150 ranked)	Alec Marsh	120	8	1.1

RECORD WATCH

NCAA TRIPLES (CAREER)

1.) Bob Zeihan, Indiana State (1985-88)	32

9.) 3 tied	28
-- Gage Canning (2016-p)	23

NCAA TRIPLES (SINGLE SEASON)

1.) Keith Hagman, New Mexico (1980)	17

4.) 9 tied	13
-- Gage Canning (2018)	9

ASU TRIPLES (CAREER)

1.) Alan Bannister, 1970-72	26
Ed Irvine, 1977-79	26
3.) Gage Canning (2016-p)	23

ASU TRIPLES (SINGLE SEASON)

1.) Zack MacPhee (2010)	14
-- Gage Canning (2018)	9

ASU HOME RUNS (FRESHMAN)

1.) Spencer Torkelson (2018)	18
2.) Barry Bonds, 1983	11
3.) Mike Kelly, 1989	10
4.) Bob Horner, 1976	9
Ike Davis, 2006	9

ASU HOME RUNS (SINGLE SEASON)

1.) Mitch Jones, 2000	27
2.) Bob Horner, 1978	25
3.) Jeff Larish, 2005	23
Barry Bonds, 1985	23
Oddibe McDowell, 1984	23
-- Spencer Torkelson (2018)	18

LF

Trevor Hauver, 15 (6-9)

Carter Aldrete, 10 (2-8)
Spencer Torkelson, 5 (1-4)
Scott Mehan, 4 (4-0)
Myles Denson, 2 (1-1)

CF

Gage Canning, 32 (12-20)

Hunter Bishop, 4 (2-2)

RF

Hunter Bishop, 22 (10-12)

Gage Canning, 4 (2-2)
Carter Aldrete, 5 (2-3)
Trevor Hauver, 4 (0-4)
Myles Denson, 1 (0-1)

SS

Drew Swift, 36 (14-22)

2B

Alika Williams, 325(14-21)

Jeremy McCuin, 1 (0-1)

SP

Eli Lingos, 9 (5-4)

Sam Romero, 8 (3-5)

Alec Marsh, 6 (1-5)

Boyd Vander Kooi, 5 (3-2)

Jake Godfrey, 1 (1-0)
Spencer Van Scoyoc, 2 (0-2)
Brady Corrigan, 3 (0-3)
Fitz Stadler, 2 (1-1)

1B

Spencer Torkelson, 29 (12-17)

Lyle Lin, 5 (1-4)
Jeremy McCuin, 2 (1-1)

3B

Gage Workman, 24 (8-16)

Carter Aldrete, 12 (6-6)

DH

Taylor Lane, 15 (4-11)

Gage Workman, 7 (4-3)
Hunter Jump, 4 (1-3)
Carter Aldrete, 5 (2-3)
Spencer Torkelson, 2 (1-1)
Scott Mehan, 1 (1-0)

C

Lyle Lin, 31 (13-18)

Luke Leisenring, 5 (1-4)

2018 Sun Devil Baseball

HEAD COACH TRACY SMITH



TRACY SMITH - HEAD COACH - THIRD SEASON (21st OVERALL)

OVERVIEW

- 2013 National Coach of the Year
- 75 of his players have been selected in the MLB Draft, including 68 draftees since 2000 and 32 in the first 10 rounds
- Coached the fourth overall pick in the 2014 Major League Baseball June Amateur Draft (Kyle Schwarber) and three first-round selections in the 2009 MLB June Draft (Eric Arnett, Josh Phegley, Matt Bashore)
- One of five active coaches - and one of eight all-time - to bring three different Div. I schools to NCAA Regional play when he guided the Sun Devils to a No. 2 seed in the Fullerton Regional in 2015
- Has amassed a 698-535-1 career record in 21 seasons as a head coach at three different schools, including nine seasons at both Miami (Ohio) and Indiana, and three years at Arizona State
- His 698 victories rank in the Top-40 among active coaches in the NCAA, and his 21 seasons represent the fourth-fewest number of years on that list to be ranked within the Top-40

ARIZONA STATE (2014-p)

- Hired as the fifth head baseball coach in program history on June 24, 2014
- Enters his fourth season at the helm of the Sun Devil baseball program
- Has seen 22 players earn Pac-12 All-Conference honors
- Coached three players to All-American honors in 2015 (Seth Martinez, David Greer and Colby Woodmansee)

- 24 players have earned Pac-12 All-Academic honors in Smith's first three seasons (ASU's 10 selections in Smith's first season led the Pac-12)
- Instrumental in Sun Devil Baseball's signing of the nation's top recruiting class in 2016, which included eight players who had been drafted by the Major League out of high school
- The 2017 class was also rated in the Top-5 nationally and was the No. 1 class in the West. The 2017 class was second in the country behind Vanderbilt in having the most signed players make it to campus for the 2018 season

INDIANA (2006-14)

- Named National Coach of the Year in 2013 and was a unanimous choice for Big Ten Coach of the Year after he led IU to the school's only College World Series appearance
- Led the Hoosiers to the No. 4 national seed in the 2014 NCAA Tournament, the first national seed in Big Ten baseball history
- Tallied more than 40 wins in his final two seasons at IU and led the Hoosiers to consecutive Big Ten Conference Championships for the first time in school history
- Won the Big Ten regular season and B1G Tournament title in 2013, marking the school's first regular season conference championship since 1949 and the first outright crown since 1932, and advanced to the 2013 College World Series, which ended the Big Ten's 29-year CWS absence
- Led the Hoosiers to an NCAA Regional in 2009 and to the College World Series in 2013, notched a program-best 21 conference wins in 2014 and secured eight first team All-Big Ten selections to tie a conference mark for most first team honorees from one school
- Academic Progress Rate as a head coach increased each season until it reached a perfect 1000 in two-year stretch between 2008-10
- Had eight players on 12 occasions be named All-Americans, including four in 2014, which was the highest total in program history and the second straight season that IU produced three or more All-Americans

Season	Team	Overall	Conference (Standing)	Postseason
1997	Miami (OH)	27-28	17-13 (4th)	MAC Tournament
1998	Miami (OH)	33-26	17-13 (3rd - East)	MAC Tournament
1999	Miami (OH)	34-27	20-12 (2nd - East)	MAC Tournament
2000	Miami (OH)	40-23	16-12 (3rd - East)	NCAA Regional
2001	Miami (OH)	35-25	16-12 (4th - East)	MAC Tournament
2002	Miami (OH)	31-28	16-12 (3rd - East)	MAC Tournament
2003	Miami (OH)	36-24-1	19-9 (2nd - East)	MAC Tournament
2004	Miami (OH)	36-21	14-8 (1st - East)	MAC Tournament
2005	Miami (OH)	45-18	17-4 (1st - East)	NCAA Regional
	Miami (OH)	317-220-1	152-95	
2006	Indiana	22-34	11-21 (10th)	
2007	Indiana	19-35	8-23 (10th)	
2008	Indiana	31-30	15-17 (6th)	Big Ten Tournament
2009	Indiana	32-27	16-7 (3rd)	NCAA Regional
2010	Indiana	28-27	12-12 (t-5th)	Big Ten Tournament
2011	Indiana	30-25	11-13 (7th)	
2012	Indiana	32-28	16-8 (2nd)	Big Ten Tournament
2013	Indiana	49-16	17-7 (1st)	College World Series
2014	Indiana	44-15	21-3 (1st)	First-ever Big 10 National Seed
	Indiana	287-237	127-111	
2015	Arizona State	35-23	18-12 (t-3rd)	NCAA Regional
2016	Arizona State	36-23	16-14 (t-3rd)	NCAA Regional
2017	Arizona State	23-32	8-22 (t-9th)	
2018	Arizona State	14-22	6-9	
	Arizona State	108-100	48-57	
	Total	712-557-1		

- Mentored two Big Ten Players of the Year, three Big Ten Pitchers of the Year and a pair of Big Ten Freshman of the Year in nine seasons at IU, and at least one Hoosier earned Freshman All-America honors in six of the past seven seasons in Bloomington
- Landed three players on the USA Baseball Collegiate National Team and mentored numerous players at all positions, including outfielder Alex Dickerson, who was named Big Ten Player of the Year and won the Big Ten Triple Crown in 2010, right-handed pitcher Aaron Slegers, who was named 2013 Big Ten Pitcher of the Year, and catcher Kyle Schwarber, who was named an All-American by five major college baseball groups in 2014

MIAMI (OH) AND PERSONAL

- Compiled eight straight 30-win seasons, two NCAA Regional appearances and advanced to the Mid-American Conference Tournament finals six times at Miami (OH)
- Began his coaching career as head coach at Miami University-Middletown in 1990, served as an assistant coach at Miami (Ohio) from 1993-94 and was the pitching coach at IU from 1995-96
- Four-year letterwinner at Miami (Ohio), Smith was a pitcher and an infielder for the RedHawks, and played three minor league seasons in the Chicago Cubs organization
- Participated in 1992 Major League Scouting Bureau's Professional Scout School as a representative of the Cubs
- Born Feb. 14, 1966, Smith graduated with a bachelor's degree in Education from Miami (Ohio) in 1989 and completed a master's degree in Sport Organization from Miami (Ohio) in 1992
- Native of Kentland, Ind., Smith and his wife, Jaime, have three sons, Casey, Ty and Jack

BEN GREENSPAN - ASSISTANT COACH/RECRUITING COORDINATOR

-Ben Greenspan enters his fourth season at Arizona State University as assistant coach and recruiting coordinator, and works primarily with the team's offense and catchers.

-The 2017 campaign saw Gage Canning emerge as one of the elite players in the Pac-12 with Greenspan helping to oversee that growth. He was the only player in the Pac-12 to finish with a double-digit number of doubles while also posting at least six home runs and six triples.

-Greenspan also helped oversee the emergence of Hunter Bishop as one of the exciting young freshmen in the country on the year. Bishop started 31 games in the outfield season to become just the sixth ASU freshman in the past 15 years to start over 50 percent of the season in the outfield.

-Catcher Brian Serven earned First Team All-Pac-12 recognition in 2016, as well as Pac-12 All-Academic honorable mention and was a semifinalist for the Johnny Bench Award, given to the nation's top catcher. His prowess on both sides of the plate was evident as he became just the fifth catcher in school history to lead the team in home runs and he caught 17 runners stealing, the most by a Sun Devil since 2009.

-Also excelling at the plate under Greenspan was first baseman David Greer, who also earned a First Team All-Conference selection as well as earning a spot on the Louisville Slugger All-America third team. The Arizona-native finished his junior campaign first in the conference in doubles and total bases, second in slugging percentage and third in runs scored.

-In his first season at ASU, Greenspan helped the Sun Devils excel both offensively and defensively. The Devils ranked in the top half of the Pac-12 in a number of offensive categories, including second in slugging percentage, third in both batting average and hits, and posted their best defensive numbers since 2010 as they finished fourth in the conference in both fielding percentage and errors.

-Excelling in his recruiting coordinator position, Greenspan assembled the No. 1 recruiting class in the nation in 2016 according to Collegiate Baseball Newspaper. Greenspan followed that up in playing a big part in another Top-5 Nationally ranked recruiting class in 2017, and the top recruiting class in the Pac-12 and the West. The 2017 Sun Devil class features six signees who participated in the 2015 Area Code Baseball Games, an invitation-only elite baseball event held annually in Long Beach, Calif., and one who played in the Tournament of the Stars - a showcase hosted by USA Baseball.

Greenspan spent six seasons as an assistant coach at Indiana, including the past year as recruiting coordinator, and worked extensively with the team's catchers and hitters. The Hoosiers' offense ranked in the top 25 in the nation in batting average, slugging percentage, total hits and extra-base hits in 2014.

Greenspan mentored some of the most prolific hitters in IU program history, including two-time All-American catcher Kyle Schwarber, current Oakland Athletics catcher Josh Phegley, and 2010 Big Ten Player of the Year Alex Dickerson. He also played a large role in developing talent at IU as 11 of his position players were selected in the Major League Baseball First-Year Player Draft, including five in the top five rounds. In the eight years Greenspan has served as a catching coach, his guidance has produced a First Team All-Conference player at that position in five of those seasons with two of them currently playing MLB (Schwarber and Phegley).

Greenspan's additional hitting protégés include 2012 Big Ten Freshman of the Year Sam Travis, two-time All-American Dustin DeMuth and current major leaguers Micah Johnson and Ethan Wilson.

Greenspan played for two seasons under coach Smith at IU, and was a Hoosier team captain and Academic All-Big Ten performer in 2007. He spent two years at the University of Connecticut as a catcher and first baseman before joining the IU program. He earned a bachelor's degree in Sport Marketing and Management and a master's degree in Sport Administration from Indiana University.

Greenspan is originally from West Point, N.Y., and is married to his wife, Janine. The pair have two children, Grayson and Adalyn.

MIKE CATHER - ASSISTANT COACH/PITCHING COACH

-Mike Cather enters his first season at Arizona State University as assistant coach and pitching coach.

-Cather joins the Sun Devils with over a decade of experience at the professional level, most recently serving as the Minor League Pitching Coordinator for the Miami Marlins organization beginning in 2015. With the Marlins, Cather oversaw the development for the organization's minor league system and worked closely with Miami's Major League Pitching Coach, Juan Nieves.

-Prior to his coaching career, Cather had a 10-year career as a professional pitcher with three seasons spent in Major League Baseball with the Atlanta Braves (1997-99). Cather did not allow an earned run in his first eight games in the MLB and helped the Braves to a spot in the National League Championship Series against the Florida Marlins in 1998.

-Among his professional assignments and developments through the years, Cather has worked with All-Stars Josh Beckett and Clay Buchholz, as well as the likes of Matt Wisler, Carl Edwards, Jr., Joe Ross and Daniel Bard.

-In 2014, Cather joined the Chicago Cubs organization as the pitching coach for the Iowa Cubs at the Triple-A level and oversaw a pitching staff that led the Pacific Coast League in ERA, setting several club records in the process. He developed young and veteran players for the team's postseason run in 2015.

-Cather joined the San Diego Padres organization in 2012 where he served as the Minor League Pitching Coordinator as well as the pitching coach for the El Paso Chihuahuas, the Padres' Triple-A affiliate. In El Paso, Cather worked under former Sun Devil Baseball head coach Pat Murphy. He also initiated and created the throwing program used for Dominican players at the overseas academy.

-Cather began his career in the professional ranks with the Boston Red Sox organization in 2006. He joined the organization as the pitching coach for the Class A Wilmington Blue Rocks before being promoted to pitching coach for the Portland Sea Dogs, the Red Sox's Double-A affiliate, in 2007. In 2010, Cather was named as one of Boston's Major League advanced scouts, where he provided reports and insight to the organization's Major League staff.

-During his playing career with the Braves, Cather pitched two scoreless innings of relief in Game 2 against the Houston Astros in the 1998 National League Divisional series after helping the team to the NL Eastern Division title. In the National League Championship Series against the Marlins, Cather did not allow a run over four games.

MICHAEL EARLEY - VOLUNTEER ASSISTANT COACH/HITTING COACH

-Michael Earley enters his second season as a volunteer assistant and first season as the team's Hitting Coach on head coach Tracy Smith's staff at Arizona State.

-Earley will also serve as the team's outfield coach and helped pace one of the top outfields in the Pac-12 in 2017. On the year, first-team All-Pac-12 selection Gage Canning started in every single game for the Sun Devils and while providing stellar defense with zero errors on the season and leading the team in outfield assists.

-Canning led the team in virtually every hitting category, including batting average (.332), runs (37), doubles (12), triples (8), home runs (6) and slugging percentage (.538). He was the only player in the Pac-12 to finish with a double-digit number of doubles while also posting at least six home runs and six triples.


-Earley also helped oversee the emergence of Hunter Bishop as one of the exciting young freshmen in the country on the year. The freshman earned All-Pac-12 honors and finished his 2017 campaign with an impressive .301 batting average, five doubles, four triples and five home runs. He ranked second on the team - behind only Canning - in batting average, runs scored (27), triples, home runs and slugging percentage (.484).

-During the 2017 pitching coach search, Earley was granted a waiver to recruit by the NCAA. Earley assisted in recruiting during the spring and summer of 2017. During that time Earley helped identify prospects and recruits for the 2017 through 2020 recruiting classes. The 2017 recruiting class was ranked fourth in the country and tops in the Pac 12.

-Earley played under Smith at Indiana from 2008-10 before going on to a professional career with the Chicago White Sox organization. He played professional baseball for six seasons, including time with the team's Triple-A affiliate, the Charlotte Knights.


-The outfielder finished his playing days with the Southern Illinois Miners in the independent Frontier League in 2015. He finished his professional career with 559 hits, 117 doubles, 38 home runs and a .284 average. He was named to four All-Star teams in his professional career and was also named a member of the Southern Illinois All-Decade Team.

-Earley earned Third Team All-Big Ten recognition during his senior campaign at IU in 2010 after he tied for fourth in the conference in home runs with 13, and finished the season batting .352. Earley was the only player in the Big Ten with double digit homeruns and stolen bases during the 2010 season.




2017 Sun Devil Baseball


PLAYER BIOS




Carter Aldrete
INF | R/R | So.




Hunter Bishop
OF | L/R | So.




Gage Canning
OF | L/R | Jr.




Adisyn Coffey
UTL | R/R | Fr.




Brady Corrigan
RHP | R/R | Fr.




Colby Davis
RHP | R/R | Fr.




Drake Davis
RHP | R/R | Fr.




Myles Denson
OF | R/R | So.




Sam Ferri
C | R/R | So.




Jake Godfrey
RHP | R/R | RS Sr.




Trevor Hauver
OF | L/R | Fr.




Connor Higgins
LHP | R/L | Jr.




Ryan Hingst
RHP | R/R | RS
Sr.




Zach Hogueisson
OF | L/R | Fr.




Hunter Jump
OF | L/R | Fr.




Taylor Lane
OF/INF | R/R | Sr.




Luke Leisenring
C | S/R | Fr.



Lyle Lin
C | R/R | So.




Eli Lingos
LHP | L/L | Sr.




Alec Marsh
RHP | R/R | So.

2017 Sun Devil Baseball


PLAYER BIOS




Jeremy McCuin
INF | S/R | Jr.




Scott Mehan
OF | R/R | Fr.




Chaz Montoya
LHP | L/L | So.




Dellan Raish
LHP | L/L | RS Fr.




Sam Romero
RHP | R/R | Jr.




Grant Schneider
RHP | R/R | Sr.




Fitz Standler
RHP | R/R | Jr.



Drew Swift
INF | R/R | Fr.




Spencer Torkelson
INF/OF | R/R | Fr.



Boyd Vander Kooi
RHP | R/R | Fr.




Spencer Van Scoyoc
LHP | L/L | So.



Alika Williams
INF | R/R | Fr.



Gage Workman
INF | S/R | Fr.



Carter Aldrete #21 INF/OF

Sophomore - 6'2 - 205
Bats/Throws: R/R
Monterey, Calif.
Monterey

Date	Opponent	Pos	AB	R	H	RBI	2B	3B	HR	BB	SB	CS	HBP	SAC	SF	GDP	K	PO	A	E	Avg
Feb 17	MIAMI (OH)-1	*3b	4	0	1	0	1	0	0	0	0	0	0	0	0	0	1	0	6	2	250
Feb 17	MIAMI (OH)-2	*3b	4	2	3	0	1	1	0	0	0	0	1	0	0	0	1	0	4	0	500
Feb 18	MIAMI (OH)-1	*3b	3	1	0	0	0	0	0	0	0	0	0	0	0	0	1	0	4	0	364
Feb 18	MIAMI (OH)-2	*3b	5	1	0	0	0	0	0	0	0	0	0	0	0	0	1	0	4	1	312
Feb 23	SAINT MARY'S	*3b	4	0	0	0	0	0	0	0	0	0	0	0	0	0	1	2	0	1	250
Feb 24	SAINT MARY'S	*3b	3	0	0	0	0	0	0	0	0	0	0	0	0	0	1	1	0	0	217
Feb 27	at Long Beach State	*dh	4	0	0	0	0	0	0	0	0	0	0	0	0	0	1	2	0	0	185
Feb 28	at Long Beach State	2b/1b	1	0	0	0	0	0	1	0	0	0	0	0	0	0	0	1	0	1	179
Mar 02	OKLAHOMA STATE	*3b	3	1	2	0	0	0	1	0	0	0	0	0	0	0	0	2	3	0	226
Mar 03	OKLAHOMA STATE	*3b	4	2	2	0	0	0	1	0	1	0	0	0	0	0	1	0	0	0	257
Mar 04	OKLAHOMA STATE	*dh	4	0	1	0	0	0	0	1	0	0	0	0	0	0	1	0	0	0	256
Mar 06	at Pepperdine	*3b	5	1	3	3	0	0	0	1	0	0	0	0	0	0	0	3	2	0	286
Mar 09	UNC-WILMINGTON	*3b	3	2	2	3	1	0	0	2	0	0	0	0	0	0	0	1	0	1	319
Mar 10	UNC-WILMINGTON	*3b	4	0	1	0	0	0	0	0	0	0	0	0	0	0	1	1	0	2	314
Mar 11	UNC-WILMINGTON	*of	3	0	0	0	0	0	1	0	0	0	0	0	0	0	1	0	0	0	296
Mar 13	ARIZONA	*of/2b	3	0	0	0	0	0	2	0	0	0	0	0	0	0	0	1	0	1	281
Mar 16	OREGON	*of/2b	4	0	1	1	0	0	0	1	0	0	0	0	0	0	3	2	0	0	279
Mar 17	OREGON	*of	4	0	1	1	0	0	0	0	0	0	0	0	0	0	1	1	0	0	282
Mar 18	OREGON	*of/2b	4	0	2	2	0	0	0	0	0	0	0	0	0	0	1	2	1	1	304
Mar 20	UNLV	*of	4	0	1	1	0	0	0	0	0	0	0	0	0	0	2	1	0	0	301
Mar 23	at UCLA	*of/3b	4	1	1	0	0	0	0	1	0	0	0	0	0	0	0	1	0	1	299
Mar 24	at UCLA	*3b	4	0	1	0	0	0	0	0	0	0	0	0	0	0	0	0	1	0	296
Mar 25	at UCLA	*of	2	0	1	0	0	0	2	0	0	0	0	0	0	0	0	3	0	0	301
Mar 29	at Washington State	*of	3	0	0	0	0	0	1	0	0	0	0	0	0	0	0	1	1	0	291
Mar 30	at Washington State	*of	4	0	0	0	0	0	0	0	0	0	0	0	0	0	1	1	2	0	278
Mar 31	at Washington State	ph	1	0	1	2	0	0	0	0	0	0	0	0	0	0	0	0	0	0	286
Apr 04	FULLERTON	*of/1b	4	0	0	0	0	0	0	0	0	0	0	0	0	0	0	2	0	0	274
Apr 06	USC	*dh	5	1	1	0	2	0	0	0	0	0	0	0	0	0	0	0	0	0	289
Apr 07	USC	*of	3	0	0	0	0	0	0	0	0	0	0	0	0	0	0	0	0	0	277
Apr 08	USC	*of	4	2	1	1	0	0	1	0	0	0	0	0	0	0	1	1	0	1	276
04-10-18	at UNLV	*of/2b	4	0	1	0	0	0	0	0	0	0	0	0	0	0	0	2	1	0	275
Apr 13	at Stanford	*of	4	0	1	1	0	0	0	0	0	0	0	0	0	0	0	3	1	0	274
Apr 14	at Stanford	*of	3	0	1	0	0	0	0	0	0	0	0	0	0	0	1	0	0	0	276
Apr 15	at Stanford	*of	3	0	1	0	0	0	0	0	0	0	0	0	0	0	0	1	0	0	277
Totals		32gs	119	14	33	15	6	1	1	14	1	2	1	2	0	4	24	30	33	7	277

On base pct. .358 • Slugging pct. .370



Gage Canning #12 OF

Junior - 5'11 - 178
Bats/Throws: L/R
Ramona, Calif.
Ramona

Date	Opponent	Pos	AB	R	H	RBI	2B	3B	HR	BB	SB	CS	HBP	SAC	SF	GDP	K	P	A	E	Avg	
Feb 17	MIAMI (OH)-1	*of	4	0	2	0	0	0	0	0	0	0	0	0	0	0	1	3	0	0	500	
Feb 17	MIAMI (OH)-2	*of	5	0	3	0	0	2	0	0	0	0	0	0	0	0	0	2	0	0	556	
Feb 18	MIAMI (OH)-1	*of	4	0	1	2	0	0	0	0	0	0	0	0	0	0	1	1	0	1	462	
Feb 18	MIAMI (OH)-2	*of	3	2	3	2	1	0	0	0	0	0	0	0	0	0	0	2	0	0	562	
Feb 23	SAINT MARY'S	*of	4	0	4	1	2	0	0	0	0	0	0	0	0	0	0	4	0	0	650	
Feb 24	SAINT MARY'S	*of	3	1	1	1	0	1	0	2	0	0	0	0	0	0	0	1	3	0	609	
Feb 25	SAINT MARY'S	*of	4	0	2	1	0	0	0	0	0	0	0	0	0	0	0	2	2	0	533	
Feb 27	at Long Beach State	*of	4	1	2	0	0	0	0	0	1	0	0	0	0	0	0	1	2	0	581	
Feb 28	at Long Beach State	*of	5	0	3	0	0	0	0	0	0	0	0	0	0	0	0	0	6	0	583	
Mar 02	OKLAHOMA STATE	*of	5	1	1	0	1	0	0	0	0	0	0	0	0	0	0	3	0	0	537	
Mar 03	OKLAHOMA STATE	*of	5	2	3	4	1	2	0	0	0	0	0	0	0	0	0	0	0	0	543	
Mar 04	OKLAHOMA STATE	*of	4	0	1	0	0	0	0	1	0	0	0	0	0	0	0	0	0	0	520	
Mar 06	at Pepperdine	*of	6	1	2	1	0	1	0	0	0	1	0	0	0	0	0	2	3	0	500	
Mar 09	UNC-WILMINGTON	*of	4	2	2	1	1	0	0	1	1	1	0	0	0	0	0	0	1	0	500	
Mar 10	UNC-WILMINGTON	*of	3	0	1	0	0	0	0	1	0	0	0	0	0	0	0	1	2	0	492	
Mar 11	UNC-WILMINGTON	*of	3	0	1	0	0	0	0	1	0	0	0	0	0	0	0	1	3	0	486	
Mar 13	ARIZONA	*of	4	0	0	0	0	0	0	1	0	0	0	0	0	0	0	5	0	0	457	
Mar 16	OREGON	*of	4	2	3	3	0	1	0	1	0	0	0	0	0	0	0	1	4	0	473	
Mar 17	OREGON	*of	5	5	5	4	0	1	2	1	0	0	0	0	0	0	0	0	5	0	506	
Mar 18	OREGON	*of	4	1	2	0	1	0	0	0	0	0	0	0	0	0	0	3	0	0	506	
Mar 20	UNLV	*of	4	2	1	0	0	1	0	0	0	0	0	0	0	0	0	1	1	0	494	
Mar 23	at UCLA	*of	4	1	0	0	0	0	0	1	0	0	0	0	0	0	0	0	3	0	473	
Mar 24	at UCLA	*of	4	0	2	0	0	0	0	0	0	0	0	0	0	0	0	1	5	1	474	
Mar 25	at UCLA	*of	5	0	0	2	0	0	0	0	0	0	0	0	0	0	0	0	1	0	460	
Mar 29	at Washington State	*of	5	2	2	0	1	0	0	0	0	0	0	0	0	0	0	0	0	0	462	
Mar 30	at Washington State	*of	5	1	1	0	0	0	0	0	0	0	0	0	0	0	0	2	2	0	450	
Mar 31	at Washington State	*of	5	2	2	0	1	0	0	0	0	0	0	0	0	0	0	0	1	5	0	447
Apr 03	FULLERTON	*of	5	1	1	0	0	1	0	0	0	0	0	0	0	0	0	2	0	0	437	
Apr 04	FULLERTON	*of	4	1	1	1	0	0	0	0	0	0	0	0	0	0	0	0	4	0	431	
Apr 06	USC	*of	4	1	1	2	0	0	1	0	0	0	0	0	0	0	0	1	3	0	425	
Apr 07	USC	*of	4	0	0	0	0	0	0	0	0	0	0	0	0	0	0	3	3	0	420	
Apr 08	USC	*of	5	0	0	0	0	0	0	0	0	0	0	0	0	0	0	0	1	3	484	
04-10-18	at UNLV	*of	4	1	1	3	0	0	1	1	0	0	0	0	0	0	0	0	1	2	0	400
Apr 13	at Stanford	*of	4	0	0	0	0	0	0	1	0	1	0	0	0	0	0	2	4	0	389	
Apr 14	at Stanford	*of	5	0	1	0	0	0	0	0	0	0	0	0	0	0	0	3	4	0	383	
Apr 15	at Stanford	*of	4	0	1	2	1	0	0	0	0	0	0	0	0	0	0	0	1	0	378	
Totals		36gs	153	30	58	28	12	9	5	15	4	5	1	0	1	0	35	97	1	1	378	

On base pct. .435 • Slugging pct. .673



Hunter Bishop #24 OF

Sophomore - 6'5 - 210
Bats/Throws: L/R
Palo Alto, Calif.
Serra


Date	Opponent	Pos	AB	R	H	RBI	2B	3B	HR	BB	SB	CS	HBP	SAC	SF	GDP	K	PO	A	E	Avg
Feb 17	MIAMI (OH)-1	*of	4	0	0	0	0	0	0	0	0	0	0	0	0	0	1	3	0	0	250
Feb 17	MIAMI (OH)-2	*of	5	0	0	0	0	0	0	0	0	0	0	0	0	0	3	4	0	0	111
Feb 18	MIAMI (OH)-1	*of	2	1	0	0	0	0	0	2	1	0	0	0	0	0	1	2	0	0	091
Feb 18	MIAMI (OH)-2	*of	3	0	1	0	0	0	0	0	0	0	0	0	0	0	0	2	1	0	125
Feb 23	SAINT MARY'S	*of	3	0	0	0	0	0	0	0	0	0	0	0	0	0	1	3	0	0	105
Feb 24	SAINT MARY'S	*of	3	1	1	0	0	0	0	0	0	0	0	0	0	0	2	4	0	0	136
Feb 25	SAINT MARY'S	*of	3	0	0	0	0										0	2	4	0	125
Feb 27	at Long Beach State	*of	2	0	0	0	0	0	0	0	0	0	1	1	0	0	1	1	0	0	111
Feb 28	at Long Beach State	*of	2	0	0	1	0	0	0	0	0	0	0	0	0	0	0	0	0	0	105
Mar 02	OKLAHOMA STATE	*of	4	0	0	1	0	0	0	0	0	0	0	0	0	0	0	0	0	0	105
Mar 03	OKLAHOMA STATE	*of	4	1	1	2	1	0	0	0	0	0	0	0	0	0	2	4	0	0	135
Mar 04	OKLAHOMA STATE	*of	1	0	1	0	0	0	0	0	0	0	0	0	0	0	0	0	0	0	150
Mar 05	at Pepperdine	*of	4	0	0	0	0	0	0	0	0	0	0	0	0	0	0	0	0	0	190
Mar 09	UNCL-WILLIMINGTON	*of	4	0	3	3	0	0	0	0	0	0	0	0	0	0	1	0	0	0	023
Mar 13	ARIZONA	ph	1	0	0	0	0	0	0	0	0	0	0	0	0	0	1	0	0	0	235
Mar 16	at OREGON	ph/rh	2	0	0	0	0	0	0	0	0	0	0	0	0	0	0	0	0	0	222
Mar 18	OREGON	ph/rh	2	1	1	0	0	0	0	0	0	0	0	0	0	0	1	0	0	0	235
Mar 20	UNLV	dh	2	0	0	0	0	0	0	0	0	0	0	0	0	0	1	0	0	0	222
Mar 23	at UCLA	ph/rf	3	0	0	0	0	0	0	0	0	0	0	0	0	0	1	3	0	0	222
Mar 24	at UCLA	ph/rf	3	1	1	1	0	0	1	1	0	0	0	0	0	0	2	3	0	0	235
Mar 25	at UCLA	*of	4	0	0	0	0	0	0	0	0	0	0	0	0	0	2	2	0	0	222
Mar 29	at Washington State	*of	3	0	2	1	0	0	0	0	0	0	0	0	0	0	1	1	2	0	245
Mar 30	at Washington State	*of	4	0	0	0	0	0	0	0	0	0	0	0	0	0	0	0	0	0	245
Mar 31	at Washington State	*of	4	0	1	0	0	0	0	0	0	0	0	0	0	0	2	3	0	0	245
Apr 03	FULLERTON	*of	4	2	3	0	0	0	0	0	0	0	0	0	0	0	1	3	0	0	267
Apr 04	FULLERTON	*of	4	0	0	0	0	0	0	0	0	0	0	0	0	0	0	0	0	0	277
Apr 06	USC	*of	3	0	0	1	0	0	0	0	0	0	0	0	1	0	1	3	0	0	267
Apr 07	USC	*of	2	0	0	0	0	0	0	0	0	0	0	0	0	0	0	2	0	0	1250
Apr 08	USC	ph/rh	1	1	1	0	0	0	0	0	0	0	0	0	0	0	0	0	0	0	267
Apr 13	at Stanford	ph/rf	3	0	0	0	0	0	0	0	0	0	0	0	0	0	2	1	0	0	250
Apr 14	at Stanford	ph/rf	1	0	0	0	0	0	0	0	0	0	0	0	0	0	0	0	0	0	250
Apr 15	at Stanford	ph/rf	1	0	0	0	0	0	0	0	0	0	0	0	0	0	0	0	0	0	250
Totals		27gs	93	11	23	14	3	0	10	4	4	3	3	3	0	0	37	57	0	1	245



Brady Corrigan #30 RHP

Freshman - 6'2 - 200
Bats/Throws: R/R
Plainfield, Ill.
Plainfield North

Date	Opponent	GS	IP	H	R	ER	BB	SO	2B	3B	HR	WP	BK	HBP	IBB	Score	W-L	Sv	ERA	NP
Feb 18	MIAMI (OH)-2	*	1.2	5	8	3	2	2	0	0	1	0	0	0	0	8-16	0-1	0	16.20	38
Feb 28	at Long Beach State		0.1	0	2	2	2	0	0	0	0	1	0	0	0	4-16	0-2	0	22.50	13
Mar 02	OKLAHOMA STATE		1.0	2	0	0	0	0	0	0	0	0	0	0	0	9-1	0-2	0	15.00	13
Mar 17	OREGON		1.0	0	0	0	0	1	0	0	0	0	0	0	0	18-4	0-2	0	11.25	7
Mar 23	at UCLA		5.2	1	0	0	0	5	0	0	0	0	0	1	0	4-5	0-2	0	4.66	67
Mar 30	at Washington State		1.2	1	0	0	2	2	0	0	0	0	0	0	0	3-4	0-2	0	3.97	37
Apr 04	FULLERTON	*	6.0	2	1	0	2	4	0	0	0	0	0	0	0	1-2	0-2	0	2.60	82
04-10-18	at UNLV	*	0.1	3	4	4	2	0	1	0	0	1	0	0	0	6-14	0-3	0	4.58	25
Apr 13	at Stanford		1.0	0	0	0	0	1	0	0	0	0	0	1	0	1-3	0-3	0	4.34	13
Totals		3	18.2	14	15	9	10	15	1	0	1	2	0	2	0	54-85	0-3	0	4.34	-



Drake Davis #31 RHP


Freshman - 6'0 - 185
Bats/Throws: R/R
Highlands Ranch, Colo.
Ralston Valley



Colby Davis #36 RHP

Freshman - 6'8 - 225
Bats/Throws: R/R
Scottsdale, Ariz.
Chaparral

Date	Opponent	GS	IP	H	R	ER	BB	SO	2B	3B	HR	WP	BK	HBP	IBB	Score	W-L	Sv	ERA	NP
Mar 10	UNC-WILMINGTON		1.0	2	2	2	1	2	1	0	0	0	0	0	0	0-9	0-0	0	18.00	26
Apr 08	USC		1.0	0	0	0	0	0	0	0	0	0	0	0	0	4-8	0-0	0	9.00	9
04-10-18	at UNLV		1.0	5	2	2	0	1	1	0	0	0	0	0	0	6-14	0-0	0	12.00	25
Totals		0	3.0	7	4	4	1	3	2	0	0	0	0	0	0	10-31	0-0	0	12.00	-




Myles Denson #37 OF

Sophomore - 6'2 - 180
Bats/Throws: R/R
Las Vegas, Nev.
Bishop Gorman


Date	Opponent	Pos	AB	R	H	RBI	2B	3B	HR	BB	SB	CS	HBP	SAC	SF	GDP	K	PO	A	E	Avg
Feb 28	at Long Beach State	dh	1	0	0	0	0	0	0	0	0	0	0	0	0	0	0	0	0	0	.000
Mar 03	OKLAHOMA STATE	ph	1	0	0	0	0	0	0	0	0	0	0	0	0	0	0	0	0	0	.000
Mar 04	OKLAHOMA STATE	ph/of	0	0	0	0	0	0	0	0	0	0	0	0	1	0	0	0	0	0	.000
Mar 09	UNC-WILMINGTON	of	0	0	0	0	0	0	0	0	0	0	0	0	0	0	0	0	0	0	.000
Mar 11	UNC-WILMINGTON	ph	1	0	0	0	0	0	0	0	0	0	0	0	0	0	0	0	0	0	.000
Mar 13	ARIZONA	ph/of	0	0	0	0	0	0	0	1	0	0	0	0	0	0	0	0	0	0	.000
Mar 16	OREGON	pr/of	0	1	0	0	0	0	0	0	0	0	0	0	0	0	0	1	0	0	.000
Mar 17	OREGON	of/ph	1	0	0	0	0	0	0	0	0	0	0	0	0	0	0	0	1	0	.000
Mar 18	OREGON	pr/of	1	0	0	0	0	0	0	0	0	0	0	0	0	0	0	1	1	0	.000
Mar 24	at UCLA	ph	1	0	0	0	0	0	0	0	0	0	0	0	0	0	0	1	0	0	.000
Mar 31	at Washington State	*of	4	0	3	1	1	0	0	0	0	0	0	0	0	0	0	0	1	0	.300
Apr 03	FULLERTON	*of	1	0	0	0	0	0	0	0	0	0	0	0	0	0	0	0	1	0	.273
Apr 06	USC	of	0	0	0	0	0	0	0	0	0	0	0	0	0	0	0	2	0	0	.273
Apr 07	USC	ph	1	0	0	0	0	0	0	0	0	0	0	0	0	0	0	1	0	0	.250
Apr 08	USC	*of	2	0	0	0	0	0	0	1	0	0	0	0	0	0	0	0	0	0	.214
04-10-18	at UNLV	ph	1	0	0	0	0	0	0	0	0	0	0	0	0	0	0	1	0	0	.200
Apr 15	at Stanford	ph	1	0	0	0	0	0	0	0	0	0	0	0	0	0	0	0	0	0	.188
Totals		3gs	16	1	3	1	1	0	0	2	0	0	0	0	1	0	1	5	6	0	.188

On base pct. .278 • Slugging pct. .250



Jake Godfrey #23 RHP

Senior - 6'3 - 225
Bats/Throws: R/R
New Lenox, Ill.
Providence Catholic




Connor Higgins #11 LHP

Junior - 6'5 - 240
Bats/Throws: R/L
Orefield, Penn.
Parkland

Date	Opponent	GS	IP	H	R	ER	BB	SO	2B	3B	HR	WP	BK	HBP	IBB	Score	W-L	Sv	ERA	NP
Feb 18	MIAMI (OH)-2		0.2	0	0	0	2	0	0	0	0	0	0	0	0	8-16	0-0	0	0.00	16
Feb 27	at Long Beach State	*	2.0	0	0	0	2	2	0	0	0	0	0	0	0	1-0	0-0	0	0.00	35
Mar 03	OKLAHOMA STATE		0.1	1	0	0	1	0	0	0	0	0	0	0	0	14-2	0-0	0	0.00	11
Mar 24	at UCLA		1.0	1	1	1	0	1	0	0	0	0	0	0	1	1-12	0-0	0	2.25	18
Apr 04	FULLERTON		1.0	1	0	0	0	0	0	0	0	0	0	0	0	1-2	0-0	0	1.80	12
Apr 06	USC		0.2	0	0	0	0	0	0	0	0	0	0	0	0	5-1	0-0	1	1.59	7
Apr 08	USC		1.2	1	0	0	3	1	0	0	0	0	0	0	0	4-8	0-0	1	1.23	17
04-10-18	at UNLV		1.0	0	0	0	2	0	0	0	0	0	0	0	0	6-14	0-0	1	1.08	14
Apr 13	at Stanford		0.2	0	0	0	0	2	0	0	0	1	0	0	0	1-3	0-0	1	1.00	8
Apr 14	at Stanford		0.0	2	4	3	1	0	1	0	1	0	0	0	1	6-11	0-0	1	4.00	13
Totals		1	9.0	6	5	4	6	10	3	0	1	1	0	1	1	47-59	0-0	1	4.00	-

Date	Opponent	GS	IP	H	R	ER	BB	SO	2B	3B	HR	WP	BK	HBP	IBB	Score	W-L	Sv	ERA	NP
Feb 18	MIAMI (OH)-2		2.0	5	3	3	0	1	1	0	0	1	0	0	0	8-16	0-0	0	13.50	28
Feb 24	SAINT MARY'S		0.1	2	1	0	0	0	0	0	0	1	0	0	0	5-6	0-1	0	11.57	10
Feb 27	at Long Beach State		0.1	0	0	0	0	0	0	0	0	0	0	0	0	1-0	0-1	0	10.12	2
Mar 03	OKLAHOMA STATE		2.0	3	1	1	1	1	1	0	0	0	0	0	0	14-2	0-1	0	7.71	34
Mar 04	OKLAHOMA STATE		1.2	0	0	0	0	1	0	0	0	0	0	0	0	2-3	0-1	0	5.68	14
Mar 06	at Pepperdine		2.1	3	2	2	1	2	0	0	1	0	0	1	0	10-7	1-1	0	8.23	36
Mar 10	UNC-WILMINGTON		0.0	1	2	2	1	0	0	0	0	1	0	0	0	0-9	1-1	0	8.31	7
Mar 13	ARIZONA		1.0	1	0	0	0	1	0	0	0	1	0	0	0	2-6	1-1	0	7.45	13
Mar 18	OREGON		1.0	0	0	0	2	1	0	0	0	0	0	0	0	8-1	1-1	0	6.75	23
Mar 24	at UCLA		1.0	1	2	2	2	0	1	0	0	0	0	0	0	1-12	1-1	0	7.71	28
Mar 30	at Washington State		2.2	1	1	1	1	2	0	0	0	0	0	0	0	3-4	1-2	0	6.91	38
Apr 03	FULLERTON		0.2	2	1	0	0	2	0	0	0	1	0	0	0	6-7	1-2	0	6.60	11
Apr 04	FULLERTON		0.1	1	0	0	1	0	0	0	0	0	0	0	0	1-2	1-2	0	6.46	11
Apr 06	USC		0.0	0	0	0	2	0	0	0	0	0	0	0	0	5-1	1-2	0	6.46	11
04-10-18	at UNLV		2.0	4	4	3	0	1	0	1	0	0	0	1	0	6-14	1-2	0	7.27	31
Apr 14	at Stanford		0.2	2	2	2	0	0	1	0	0	0	0	1	0	6-11	1-2	0	8.00	13
Totals		0	18.0	26	19	16	11	12	4	1	1	5	0	3	0	76-101	1-2	0	8.00	-



Trevor Hauver #18 OF

Freshman - 6'0 - 190
Bats/Throws: L/R
Chandler, Ariz.




Ryan Hingst #17 RHP

Senior - 6'4 - 191
Bats/Throws: R/R
El Paso, Texas
Franklin

Date	Opponent	Pos	AB	R	H	RBI	2B	3B	HR	BB	SB	CS	HBP	SAC	SF	GDP	K	PO	A	E	Avg
Feb 17	MIAMI (OH)-1	*of	4	0	0	0	0	0	0	0	0	0	0	0	0	0	0	2	0	0	0.000
Feb 18	MIAMI (OH)-1	*of	4	1	2	3	1	0	0	0	0	0	0	0	0	0	0	1	2	0	0.250
Feb 18	MIAMI (OH)-2	*of	3	0	0	0	0	0	0	0	0	0	0	0	0	0	1	2	0	0	0.182
Feb 23	SAINT MARY'S	*of	3	0	0	0	0	0	0	0	0	0	0	0	0	0	2	0	0	0	0.143
Feb 24	SAINT MARY'S	*of	4	1	2	1	1	0	0	0	0	0	0	0	0	0	1	1	0	0	0.222
Feb 25	SAINT MARY'S	*of	0	0	0	0	0	0	0	0	0	0	0	0	0	0	0	0	0	0	0.222
Feb 27	at Long Beach State	ph/of	1	0	0	0	0	0	0	0	0	0	0	0	0	0	1	1	0	0	0.211
Feb 28	at Long Beach State	*of	3	0	1	0	0	0	0	0	0	0	0	0	0	0	0	1	1	0	0.227
Mar 02	OKLAHOMA STATE	*of	2	0	0	1	0	0	0	0	0	0	0	0	0	1	0	2	3	0	0.208
Mar 04	OKLAHOMA STATE	of	1	0	1	0	0	0	0	0	0	0	0	0	0	0	0	0	0	0	0.240
Mar 06	at Pepperdine	*of	3	0	2	3	0	2	0	0	0	0	0	0	0	0	0	2	0	0	0.321
Mar 09	UNC-WILMINGTON	*of	3	0	0	0	0	0	0	0	0	0	0	0	0	0	0	2	0	0	0.290
Mar 10	UNC-WILMINGTON	*of	3	0	0	0	0	0	0	0	0	0	0	0	0	0	1	2	0	0	0.265
Mar 11	UNC-WILMINGTON	of	3	1	2	0	0	0	0	0	0	0	0	0	0	0	0	0	0	0	0.287
Mar 13	ARIZONA	*of	2	0	0	0	0	0	0	0	0	0	1	0	0	0	0	2	0	0	0.282
Mar 16	OREGON	ph/of	0	1	0	0	0	0	0	1	0	0	0	0	0	0	0	0	0	0	0.282
Mar 17	OREGON	of	3	3	3	1	1	0	0	0	0	0	0	0	0	0	0	1	0	0	0.333
Mar 18	OREGON	ph/of	2	0	0	0	0	0	0	0	0	0	0	0	0	0	0	0	0	0	0.318
Mar 20	UNLV	*of	4	0	0	0	0	0	0	0	0	0	0	0	0	0	0	0	0	0	0.292
Mar 23	at UCLA	of	5	0	0	0	0	0	0	0	0	0	0	0	0	0	1	0	2	0	0.264
Mar 25	at UCLA	pr/of	0	0	0	0	0	0	0	0	0	0	0	0	0	0	0	0	0	0	0.264
Mar 29	at Washington State	2b	0	0	0	0	0	0	0	0	0	0	0	0	0	0	0	0	0	0	0.264
Mar 30	at Washington State	pr/of	1	0	0	0	0	0	0	0	0	0	0	0	0	0	0	1	0	0	0.259
Mar 31	at Washington State	ph	0	0	0	0	0	0	0	0	0	0	0	0	0	0	0	0	0	0	0.259
Apr 03	FULLERTON	ph/of	3	1	1	0	0	0	0	0	0	0	0	0	0	1	0	1	0	0	0.263
Apr 04	FULLERTON	ph	1	0	0	0	0	0	0	0	0	0	0	0	0	0	0	0	0	0	0.259
Apr 06	USC	of	2	0	0	0	0	0	0	0	0	0	0	0	0	0	0	1	0	0	0.250
Apr 07	USC	*of	2	0	0	0	0	0	0	0	0	0	0	0	0	0	1	1	0	0	0.242
Apr 08	USC	ph/of	0	0	0	0	0	0	0	1	0	0	0	0	0	0	0	0	0	0	0.242
04-10-18	at UNLV	*of	3	0	0	0	0	0	0	0	0	0	0	0	0	0	2	3	0	0	0.231
Apr 13	at Stanford	ph	1	0	0	0	0	0	0	0	0	0	0	0	0	0	1	0	0	0	0.227
Apr 14	at Stanford	*of	2	1	0	0	0	0	0	1	0	0	0	0	0	0	2	1	0	0	0.221
Totals			195	68	111	15	6	5	0	12	0	0	1	0	1	3	17	28	0	1	221

Date	Opponent	GS	IP	H	R	ER	BB	SO	2B	3B	HR	WP	BK	HBP	IBB	Score	W-L	Sv	ERA	NP
Feb 28	at Long Beach State		1.2	3	2	2	0	2	1	0	0	1	0	0	0	4-16	0-0	0	10.80	36
Mar 03	OKLAHOMA STATE		1.0	1	0	0	1	1	0	0	0	0	0	0	0	14-2	0-0	0	6.75	14
Mar 06	at Pepperdine		1.1	1	0	0	0	1	1	0	0	0	0	0	0	10-7	0-0	0	4.50	17
Mar 10	UNC-WILMINGTON		0.1	1	0	0	1	0	1	0	0	0	0	0	0	0-9	0-0	0	4.15	13
Mar 17	OREGON		0.2	1	0	0	0	0	0	0	0	0	0	0	0	18-4	0-0	0	3.60	8
Mar 20	UNLV		0.1	2	2	2	1	0	0	0	0	0	0	0	0	3-10	0-0	0	6.75	15
Apr 07	USC		1.2	3	2	1	1	1	0	0	1	0	0	0	0	1-10	0-0	0	8.43	35
Totals		0	7.0	11	6	5	4	5	3	0	1	1	0	0	0	50-58	0-0	0	6.43	-




Zach Hogueisson **#16**
OF

Freshman - 6'4 - 200
Bats/Throws: L/R
El Cajon, Calif.
Christian

Date	Opponent	Pos	AB	R	H	RBI	2B	3B	HR	BB	SB	CS	HBP	SAC	SF	GDP	K	PO	A	E	Avg
Feb 18	MIAMI (OH)-2	ph	1	0	0	0	0	0	0	0	0	0	0	0	0	0	0	0	0	0	.000
Feb 28	at Long Beach State	dh	2	0	0	0	0	0	0	0	0	0	0	0	0	0	0	0	0	0	.000
Mar 02	OKLAHOMA STATE	ph/of	1	0	0	0	0	0	0	0	0	0	0	0	0	0	0	0	0	0	.000
Mar 03	OKLAHOMA STATE	ph/of	1	0	0	0	0	0	0	0	0	0	0	0	0	0	0	0	0	0	.000
Mar 10	UNC-WILMINGTON	2b/ph	1	0	0	0	0	0	0	0	0	0	0	0	0	0	1	0	0	0	.000
Apr 03	FULLERTON	ph	1	0	0	0	0	0	0	0	0	0	0	0	0	0	0	0	0	0	.000
04-10-18	at UNLV	ph/dh	2	0	1	1	0	0	1	0	0	0	0	0	0	0	1	0	0	0	.111
Apr 15	at Stanford	ph	1	0	1	0	0	0	0	0	0	0	0	0	0	0	0	0	0	0	.100
Totals		Ogs	10	0	1	1	0	0	1	0	0	0	0	0	0	0	2	0	0	0	.100

On base pct. .182 • Slugging pct. .100



Taylor Lane **#47**
INF

Senior - 6'4 - 205
Bats/Throws: R/R
Chesapeake, Virg.
IMG

Date	Opponent	Pos	AB	R	H	RBI	2B	3B	HR	BB	SB	CS	HBP	SAC	SF	GDP	K	PO	A	E	Avg
Feb 17	MIAMI (OH)-1	1b	0	0	0	0	0	0	0	0	0	0	0	0	0	0	0	0	0	0	.000
Feb 23	SAINT MARY'S	pr/ph	1	0	0	0	0	0	0	0	0	0	0	0	0	0	0	0	0	0	.000
Feb 25	SAINT MARY'S	*dh	3	0	1	0	0	0	0	0	0	0	0	0	0	0	0	0	0	0	.250
Feb 28	at Long Beach State	ph/1b	2	0	0	0	0	0	0	0	0	0	0	0	0	0	2	1	0	0	.167
Mar 03	OKLAHOMA STATE	ph/1b	1	0	0	0	0	0	0	0	0	0	0	0	0	0	0	1	3	0	.143
Mar 04	OKLAHOMA STATE	pr	0	0	0	0	0	0	0	0	0	0	0	0	0	0	0	0	0	0	.143
Mar 09	UNC-WILMINGTON	pr	0	1	0	0	0	0	0	0	0	0	0	0	0	0	0	0	0	0	.143
Mar 10	UNC-WILMINGTON	*dh	4	0	1	0	0	0	0	1	1	0	0	0	0	0	0	0	0	0	.182
Mar 11	UNC-WILMINGTON	ph/of	1	0	0	0	0	0	0	0	0	0	0	0	0	0	1	0	0	0	.167
Mar 13	ARIZONA	*dh	3	1	1	0	0	0	0	0	0	0	0	0	0	0	0	1	0	0	.200
Mar 16	OREGON	ph	1	0	0	0	0	0	0	0	0	0	0	0	0	0	0	1	0	0	.188
Mar 17	OREGON	ph/dh	3	1	2	1	0	0	1	0	0	0	0	0	0	0	0	0	0	0	.253
Mar 18	OREGON	*dh	2	0	1	1	0	0	0	0	0	0	0	0	0	0	0	1	0	0	.286
Mar 24	at UCLA	ph/dh	2	0	1	0	0	0	0	0	0	0	0	0	0	0	0	0	0	0	.304
Mar 25	at UCLA	*dh	4	1	1	0	0	0	0	0	0	0	0	0	0	0	0	1	0	0	.296
Mar 29	at Washington State	*dh	5	1	3	0	2	0	0	0	1	0	0	0	0	0	0	0	0	0	.344
Mar 30	at Washington State	*dh	4	0	1	0	0	0	0	0	0	0	0	0	0	0	0	1	0	0	.333
Mar 31	at Washington State	*dh	4	1	1	2	0	0	0	0	0	0	0	0	0	0	0	1	0	0	.325
Apr 03	FULLERTON	*dh	3	0	0	0	0	0	0	0	0	0	0	0	0	0	0	0	1	0	.302
Apr 04	FULLERTON	*dh	2	0	0	0	0	0	0	0	0	0	0	0	0	0	0	1	0	0	.289
Apr 06	USC	ph	1	0	1	1	0	0	0	0	0	0	0	0	0	0	0	0	0	0	.304
Apr 07	USC	ph	0	0	0	0	0	0	0	0	0	0	0	0	0	0	0	0	0	0	.304
Apr 08	USC	*dh	2	0	1	0	0	0	0	0	0	0	0	0	0	0	0	0	0	0	.312
04-10-18	at UNLV	*dh	1	0	0	0	0	0	0	0	0	0	0	0	0	0	0	1	0	0	.306
Apr 13	at Stanford	*dh	2	0	1	0	0	0	2	1	0	0	0	0	0	0	0	1	0	0	.314
Apr 14	at Stanford	*dh	4	0	2	2	1	0	0	0	0	0	0	0	0	0	0	0	1	0	.327
Apr 15	at Stanford	*dh	4	0	0	0	0	0	0	0	0	0	0	0	0	0	0	2	0	0	.305
Totals		15gs	59	6	18	7	3	0	1	3	3	1	0	0	0	0	3	14	4	0	.305

On base pct. .339 • Slugging pct. .407




Hunter Jump **#39**
OF

Freshman - 5'11 - 190
Bats/Throws: L/R
Aliso Viejo, Calif.
Aliso Niguel

Date	Opponent	Pos	AB	R	H	RBI	2B	3B	HR	BB	SB	CS	HBP	SAC	SF	GDP	K	PO	A	E	Avg
Feb 17	MIAMI (OH)-1	ph	1	0	0	0	0	0	0	0	0	0	0	0	0	0	0	0	0	0	.000
Feb 24	SAINT MARY'S	ph	1	0	0	0	0	0	0	0	0	0	0	0	0	0	0	0	0	0	.000
Feb 28	at Long Beach State	*dh	2	0	0	0	0	0	0	0	0	0	0	0	0	0	1	0	0	0	.000
Mar 08	UNC-WILMINGTON	ph	1	0	1	1	0	0	0	0	0	0	0	0	0	0	0	0	0	0	.200
Mar 10	UNC-WILMINGTON	ph/of	2	0	1	0	0	0	0	0	0	0	0	0	0	0	0	0	0	0	.286
Mar 11	UNC-WILMINGTON	ph	1	0	0	0	0	0	0	0	0	0	0	0	0	0	0	0	0	0	.250
Mar 13	ARIZONA	ph	1	0	1	0	1	0	0	0	0	0	0	0	0	0	0	0	0	0	.333
Mar 18	OREGON	*dh/of	4	0	1	0	0	0	0	0	0	0	0	0	0	0	2	2	0	0	.308
Mar 17	OREGON	ph/dh	2	1	1	1	0	0	0	0	0	0	0	0	0	0	1	0	0	0	.333
Mar 20	UNLV	ph	1	0	1	0	0	0	0	0	0	0	0	0	0	0	0	0	0	0	.375
Mar 23	at UCLA	*dh	4	0	1	0	0	0	1	0	0	0	0	0	0	0	0	0	0	0	.350
Mar 24	at UCLA	*dh	2	0	0	0	0	0	0	0	0	0	0	0	0	0	0	0	0	0	.318
Mar 29	at Washington State	ph/of	1	0	0	0	0	0	0	0	0	0	0	0	0	0	1	0	0	0	.304
Mar 31	at Washington State	ph	0	0	0	0	0	0	0	1	0	0	0	0	0	0	0	0	0	0	.304
Apr 03	FULLERTON	ph	1	0	0	1	0	0	0	0	0	0	0	0	0	0	0	0	0	0	.252
Apr 07	USC	of	1	0	0	0	0	0	0	0	0	0	0	0	0	0	0	0	0	0	.280
Apr 08	USC	ph	1	0	0	0	0	0	0	0	0	0	0	0	0	0	0	0	0	0	.269
04-10-18	at UNLV	ph/of	1	0	0	0	0	0	0	0	0	0	0	0	0	0	0	0	0	0	.269
Totals		4gs	27	1	7	3	1	0	0	2	0	0	0	0	0	0	2	3	2	0	.255

On base pct. .310 • Slugging pct. .296




Luke Leisenring **#40**
C

Freshman - 6'3 - 195
Bats/Throws: S/R
Golden, Colo.
Ralston Valley

Date	Opponent	Pos	AB	R	H	RBI	2B	3B	HR	BB	SB	CS	HBP	SAC	SF	GDP	K	PO	A	E	Avg
Feb 23	SAINT MARY'S	c	0	0	0	0	0	0	0	0	0	0	0	0	0	0	0	0	0	0	.000
Feb 28	at Long Beach State	c	2	0	1	0	0	0	0	0	0	0	0	0	0	0	0	2	0	0	.500
Mar 02	OKLAHOMA STATE	ph/c	1	0	0	0	0	0	0	0	0	0	0	0	0	0	0	1	3	0	.333
Mar 03	OKLAHOMA STATE	*c	2	1	1	1	0	0	0	1	0	0	0	0	0	0	0	7	2	0	.400
Mar 04	OKLAHOMA STATE	*c	3	0	0	0	0	0	0	0	0	0	0	0	0	0	2	8	0	0	.250
Mar 10	UNC-WILMINGTON	*c	1	0	0	0	0	0	0	1	0	0	0	0	0	0	0	5	1	0	.222
Mar 11	UNC-WILMINGTON	*c	3	0	1	0	0	0	0	0	0	0	0	0	0	0	0	2	12	2	.250
Mar 17	OREGON	of/c	2	0	0	0	0	0	0	0	0	0	0	0	0	0	0	1	4	0	.214
Mar 24	at UCLA	*c	3	0	1	0	0	0	0	1	0	0	0	0	0	0	0	2	4	0	.235
Mar 30	at Washington State	c	1	0	0	0	0	0	0	0	0	0	0	0	0	0	0	1	1	1	.222
Apr 07	USC	c	1	0	0	0	0	0	0	0	0	0	0	0	0	0	0	2	0	0	.211
04-10-18	at UNLV	c	0	0	0	0	0	0	0	0	0	0	0	0	0	0	0	0	1	1	.211
Apr 15	at Stanford	c	0	0	0	0	0	0	0	0	0	0	0	0	0	0	0	0	0	1	.211
Totals		5gs	19	1	4	1	0	0	0	3	0	0	0	0	0	1	0	9	49	8	.211

On base pct. .304 • Slugging pct. .211



Lyle Lin #27 C

Sophomore - 6'1 - 201
Bats/Throws: R/R
Taipei, Taiwan
JSerra Catholic




Alec Marsh #8 RHP

Sophomore - 6'2 - 220
Bats/Throws: R/R
Milwaukee, Wisc.
Ronald Reagan

Date	Opponent	Pos	AB	R	H	RBI	2B	3B	HR	BB	SB	CS	HBP	SAF	SO	GDP	K	P	A	E	Avg	
Feb 17	MIAMI (OH)-1	*c	4	2	2	0	0	0	0	0	0	0	0	0	0	0	1	7	3	0	500	
Feb 17	MIAMI (OH)-2	*c	1	2	2	0	0	0	1	0	0	0	0	0	0	0	0	9	0	0	438	
Feb 18	MIAMI (OH)-1	*c	3	0	0	0	0	0	0	0	0	0	0	0	0	0	0	9	0	0	500	
Feb 18	MIAMI (OH)-2	*c	4	1	2	0	0	0	0	1	0	0	0	0	0	0	0	9	0	0	500	
Feb 23	SAINT MARY'S	*c/lb	4	0	2	0	1	0	0	0	0	0	0	0	0	0	0	11	0	0	450	
Feb 24	SAINT MARY'S	*c	4	0	2	0	0	0	0	0	0	0	0	0	0	0	0	9	0	0	470	
Feb 25	SAINT MARY'S	*c	4	0	3	0	0	0	0	0	0	0	0	0	0	0	0	9	3	0	450	
Feb 27	at Long Beach State	*c	4	0	2	0	0	0	0	0	0	0	0	0	0	0	0	1	9	0	469	
Feb 28	at Long Beach State	*c	3	1	2	0	0	0	0	0	0	0	0	0	0	0	0	4	0	0	469	
Mar 02	OKLAHOMA STATE	*c/lb	4	2	2	1	0	0	0	0	0	0	0	0	0	0	0	6	1	0	469	
Mar 03	OKLAHOMA STATE	*lb	4	1	1	0	0	0	0	0	0	0	0	0	0	0	0	6	1	0	469	
Mar 04	OKLAHOMA STATE	*l/bc	4	0	1	0	0	0	0	0	0	0	0	0	0	0	0	1	3	0	447	
Mar 06	at Pepperdine	*c	5	2	2	0	1	0	0	0	0	0	0	0	0	0	0	6	2	0	447	
Mar 09	UNC-WILMINGTON	*c	5	2	2	0	0	0	0	0	0	0	0	0	0	0	0	1	8	0	426	
Mar 10	UNC-WILMINGTON	*l/bc	4	0	1	0	1	0	0	0	0	0	0	0	0	0	0	1	1	1	426	
Mar 11	UNC-WILMINGTON	*lb	4	0	0	0	0	0	0	0	0	0	0	0	0	0	0	1	8	0	400	
Mar 13	ARIZONA	*c	5	0	1	0	0	0	0	0	0	0	0	0	0	0	0	1	8	0	396	
Mar 16	OREGON	*c	4	0	1	0	0	0	0	0	0	0	0	0	0	0	0	1	8	2	378	
Mar 17	OREGON	*c/lb	5	1	1	0	1	0	0	1	0	0	0	0	0	0	0	6	0	0	361	
Mar 18	OREGON	*c	5	1	3	0	0	0	0	0	0	0	0	0	0	0	0	4	1	1	378	
Mar 20	UNLV	*c	4	0	1	0	0	0	0	0	0	0	0	0	0	0	0	1	1	0	375	
Mar 23	at UCLA	*c	5	0	1	0	0	0	0	0	0	0	0	0	0	0	0	9	1	1	366	
Mar 24	at UCLA	*lb	4	0	1	0	1	0	0	0	0	0	0	0	0	0	0	7	1	0	361	
Mar 25	at UCLA	*c	4	1	1	0	0	0	0	0	0	0	0	0	0	0	0	8	0	0	356	
Mar 29	at Washington State	*c	5	1	2	0	0	0	0	0	0	0	0	0	0	0	0	9	0	0	358	
Mar 30	at Washington State	*c	3	0	0	1	0	0	0	0	1	0	0	0	0	0	0	9	0	0	358	
Mar 31	at Washington State	*c	5	0	0	0	0	0	0	0	0	0	0	0	0	0	0	1	6	1	342	
Apr 03	FULLERTON	*c	4	0	0	0	0	0	0	0	0	0	0	0	0	0	2	9	3	0	328	
Apr 04	FULLERTON	*c	4	0	0	0	0	0	0	0	0	0	0	0	0	0	0	1	0	0	328	
Apr 06	USC	*c	4	0	0	0	0	0	0	0	0	0	0	0	0	0	0	7	0	0	317	
Apr 07	USC	*c/lb	4	0	1	0	0	0	0	0	0	0	0	0	0	0	2	8	0	0	315	
Apr 08	USC	*c	5	0	1	0	0	0	0	0	0	0	0	0	0	0	0	7	0	0	311	
04-10-18	at UNLV	*c	4	1	3	1	2	0	0	0	0	0	0	0	0	0	0	5	0	0	324	
Apr 13	at Stanford	*c	4	0	2	0	0	0	0	0	0	0	0	0	0	0	0	7	1	0	329	
Apr 14	at Stanford	*c	4	1	2	0	1	0	0	0	0	0	0	0	0	0	0	8	1	0	333	
Apr 15	at Stanford	*c	4	0	0	0	0	0	0	0	0	0	0	0	0	0	0	6	0	0	333	
Totals			36gs	151	20	49	9	11	0	2	5	0	1	0	0	0	2	15	286	33	5	

On base pct. .350 • Slugging pct. .437

Date	Opponent	GS	IP	H	R	ER	BB	SO	2B	3B	HR	WP	BK	HBP	IBB	Score	W-L	Sv	ERA	NP	
Feb 17	MIAMI (OH)-1		1.1	1	0	0	2	0	0	0	0	0	0	0	1	0	2-4	0	0.00	28	
Feb 27	at Long Beach State	*	4.2	2	0	0	1	4	1	0	0	0	0	0	1	0	1-0	0	0.00	54	
Mar 04	OKLAHOMA STATE	*	3.0	3	0	0	0	2	0	0	0	0	0	0	0	0	2-3	0	0.00	39	
Mar 09	UNC-WILMINGTON	*	3.1	1	0	0	0	4	0	0	0	0	0	0	0	0	9-4	0	0.00	39	
Mar 13	ARIZONA	*	4.2	4	5	3	2	5	0	0	0	0	0	0	1	0	2-6	0	1.59	77	
Mar 20	UNLV	*	5.0	2	3	3	4	4	0	0	1	0	0	0	0	0	3-10	0	2.48	79	
Mar 30	at Washington State	*	5.2	8	3	3	1	7	0	1	0	0	0	0	1	0	3-4	0	2.93	95	
Apr 06	USC	*	8.1	3	1	1	2	7	2	0	0	0	0	0	3	0	5-1	3	2.50	117	
Apr 13	at Stanford	*	6.0	7	3	3	3	3	1	1	1	0	0	0	1	0	1-3	3	2.79	94	
Totals		6	42.0	31	15	13	15	36	4	2	2	0	0	0	8	0	28-35	3-2	0	2.79	-



Eli Lingos #15 LHP

Senior - 6'0 - 192
Bats/Throws: L/L
Temecula, Calif.
Greak Oak




Jeremy McQuin #10 INF

Junior - 6'1 - 182
Bats/Throws: S/R
Gilbert, Ariz.
Perry

Date	Opponent	GS	IP	H	R	ER	BB	SO	2B	3B	HR	WP	BK	HBP	IBB	Score	W-L	Sv	ERA	NP
Feb 17	MIAMI (OH)-1	*	6.0	5	3	3	2	6	2	0	1	0	0	1	0	7-3	1-0	0	4.50	93
Feb 24	SAINT MARY'S	*	5.2	8	3	3	1	5	2	0	0	0	0	0	0	5-6	1-0	0	4.63	93
Mar 03	OKLAHOMA STATE	*	5.2	2	1	1	2	7	0	0	0	0	0	0	0	14-2	2-0	0	3.63	76
Mar 10	UNC-WILMINGTON	*	7.0	10	3	3	7	3	0	0	1	0	0	0	0	2-0-9	2-1	0	3.70	107
Mar 18	OREGON	*	7.2	5	1	1	3	4	0	0	0	0	0	0	0	6-1	3-1	0	3.09	98
Mar 23	at UCLA	*	8.0	5	0	0	3	8	0	0	0	0	0	0	0	4-0	4-1	0	2.47	125
Mar 31	at Washington State	*	3.0	6	0	0	1	7	3	0	0	1	0	0	0	7-0	5-1	0	2.02	122
Apr 07	USC	*	4.1	9	8	3	0	3	4	0	0	0	0	0	0	1-10	5-2	0	2.36	66
Apr 15	at Stanford	*	6.0	9	8	5	1	8	3	0	1	1	0	1	0	3-10	5-3	0	2.88	105
Totals			9	59.1	59	27	19	16	55	17	0	3	3	0	2	2-47-41	5-3	0	2.88	-

Date	Opponent	Pos	AB	R	H	RBI	2B	3B	HR	BB	SB	CBS	HBP	SAC	SF	GDP	K	P	A	E	Avg	
Feb 17	MIAMI (OH)-1	*1b/2b	3	0	1	0	0	0	0	0	0	0	0	0	0	0	0	2	7	0	0	.000
Feb 17	MIAMI (OH)-2		3	0	0	0	0	0	0	0	0	0	0	0	0	0	0	2	7	0	0	.000
Feb 18	MIAMI (OH)-1	*2b	2	0	1	1	0	0	0	0	0	0	0	0	0	0	0	2	1	0	0	.125
Feb 18	MIAMI (OH)-2	*2b	3	0	0	0	0	0	0	0	0	0	0	0	0	0	0	1	2	3	0	.081
Totals		3gs	11	1	1	2	0	0	0	0	0	0	0	0	1	0	4	20	4	0	.091	

On base pct. .083 • Slugging pct. .091



Scott Mehan #28 OF

Freshman - 5'10 - 180
Bats/Throws: R/R
Scottsdale, Ariz.
Cactus Shadows

Date	Opponent	Pos	AB	R	H	RBI	2B	3B	HR	BB	SB	CS	HBP	SAC	SF	GDP	K	PO	A	E	Avg
Feb 17	MIAMI (OH)-2	*of	3	1	1	0	0	0	0	1	0	0	0	0	0	0	0	2	0	0	.333
Feb 18	MIAMI (OH)-1	*dh	1	2	0	0	0	0	0	3	0	0	0	0	0	0	0	0	0	0	.250
Feb 18	MIAMI (OH)-2	ph	1	0	0	0	0	0	0	0	0	0	0	0	0	0	1	0	0	0	.200
Feb 24	SAINT MARY'S	ph	1	0	0	0	0	0	0	0	0	0	0	0	0	0	1	0	0	0	.167
Feb 25	SAINT MARY'S	*of	3	0	0	0	0	0	0	0	0	0	0	0	0	0	1	1	0	0	.111
Feb 27	at Long Beach State	*of	3	0	1	1	0	0	0	0	0	0	0	0	0	0	2	1	0	0	.167
Feb 28	at Long Beach State	ph/2b	1	0	0	0	0	0	0	0	0	0	0	0	0	0	1	0	0	0	.154
Mar 03	OKLAHOMA STATE	ph/of	1	0	0	0	0	0	0	0	0	0	0	0	0	0	0	0	0	0	.143
Mar 04	OKLAHOMA STATE	ph/of	0	0	0	0	0	0	0	1	0	0	0	0	0	0	0	0	0	0	.143
Mar 10	UNC-WILMINGTON	ph	1	0	0	0	0	0	0	0	0	0	0	0	0	0	0	0	0	0	.133
Mar 13	ARIZONA	of	0	0	0	0	0	0	0	0	0	0	0	0	0	0	0	0	0	0	.133
Mar 17	OREGON	ph/2b	1	0	0	0	0	0	0	0	0	0	0	0	0	0	0	0	0	0	.125
Mar 18	OREGON	*of	2	0	0	0	0	0	0	0	0	0	0	0	0	0	0	0	0	0	.111
Mar 24	at UCLA	ph	1	0	0	0	0	0	0	0	0	0	0	0	0	0	0	0	0	0	.105
Mar 31	at Washington State	ph/of	0	0	0	0	0	0	0	0	0	0	0	0	0	0	0	0	0	0	.105
Apr 07	USC	ph	1	0	0	0	0	0	0	0	0	0	0	0	0	0	0	0	0	0	.100
04-10-18	at UNLV	ph	1	0	0	0	0	0	0	0	0	0	0	0	0	0	1	0	0	0	.095
Apr 13	at Stanford	ph	1	0	0	0	0	0	0	0	0	0	0	0	0	0	0	0	0	0	.091
Totals		ogs	22	3	2	1	0	0	0	5	0	0	0	0	0	0	7	4	0	1	.091


On base pct. .259 • Slugging pct. .091



Dellan Raish #41 LHP

Freshman - 6'2 - 180
Bats/Throws: L/L
Cave Creek, Ariz.
Cactus Shadows

Date	Opponent	GS	IP	H	R	ER	BB	SO	2B	3B	HR	WP	BK	HBP	IBB	Score	W-L	Sv	ERA	NP
Feb 23	SAINT MARY'S		3.0	0	0	0	2	2	0	0	0	0	0	0	0	1-6	0	0	0.00	41
Feb 28	at Long Beach State		1.0	0	0	0	0	1	0	0	0	0	0	0	0	4-16	0	0	0.00	11
Mar 02	OKLAHOMA STATE		2.0	1	0	0	0	5	1	0	0	0	0	0	0	9-1	0	0	0.00	26
Mar 04	OKLAHOMA STATE		0.1	3	2	2	1	0	0	0	0	0	0	0	0	2-3	0	0	2.84	20
Mar 06	at Pepperdine		1.1	0	0	0	0	1	0	0	0	0	0	0	0	10-7	0	0	2.35	20
Mar 11	UNC-WILMINGTON		1.2	0	0	0	1	3	0	0	0	0	0	0	0	1-3	0	0	1.83	30
Mar 13	ARIZONA		2.0	3	1	1	2	1	0	0	0	1	0	0	1	2-6	0	0	2.38	35
Mar 16	OREGON		1.2	0	0	0	0	1	0	0	0	0	0	0	0	7-4	1	0	2.08	23
Mar 20	UNLV		0.2	2	3	3	1	1	1	0	0	0	0	0	0	3-10	1	1	3.95	14
Mar 29	at Washington State		4.0	0	0	0	0	7	0	0	0	0	0	0	0	7-9	1	0	3.06	49
Apr 03	FULLERTON		2.0	2	0	0	1	3	0	0	0	0	0	0	0	6-7	1	0	2.75	29
Apr 08	USC		1.0	3	2	2	0	1	0	0	0	0	0	0	0	4-8	1	1	3.48	23
04-10-18	at UNLV		1.2	1	0	0	1	2	0	0	0	0	0	0	0	6-14	1	0	3.22	25
Apr 13	at Stanford		0.1	0	0	0	1	0	0	0	0	0	0	0	1	0-3	1	1	3.18	9
Apr 15	at Stanford		1.0	1	2	2	0	0	0	0	0	1	0	1	0	3-10	1	1	3.80	16
Totals		0	23.2	17	10	10	28	28	2	0	0	2	0	3	1	66-106	1-1	0	3.80	-



Chaz Montoya #3 LHP

Sophomore - 6'0 - 160
Bats/Throws: L/L
Glendale, Ariz.
Centennial


Date	Opponent	GS	IP	H	R	ER	BB	SO	2B	3B	HR	WP	BK	HBP	IBB	Score	W-L	Sv	ERA	NP	
Feb 18	MIAMI (OH)-2		1.2	1	1	0	0	2	0	0	0	0	0	1	0	8-16	0-0	0	0.00	31	
Feb 24	SAINT MARY'S		0.2	0	0	0	0	0	0	0	0	0	0	0	0	5-6	0-0	0	0.00	3	
Feb 25	SAINT MARY'S		1.1	1	0	0	0	2	0	0	0	0	0	0	0	2-1	0-0	1	0.00	19	
Feb 27	at Long Beach State		1.0	2	0	0	0	2	1	0	0	0	0	0	0	0	1-0	0-0	2	0.00	23
Mar 04	OKLAHOMA STATE		3.2	2	1	1	2	5	0	0	0	0	0	0	0	2-3	0-1	2	1.08	55	
Mar 06	at Pepperdine		1.0	0	0	0	0	1	0	0	0	0	0	1	0	10-7	0-1	3	0.96	17	
Mar 09	UNC-WILMINGTON		1.1	0	0	0	1	2	0	0	0	0	0	0	0	9-4	0-1	4	0.84	21	
Mar 11	UNC-WILMINGTON		1.2	1	0	0	0	3	0	0	0	0	0	0	0	0	1-3	0-1	4	0.73	26
Mar 16	OREGON		1.0	0	0	0	1	1	0	0	0	0	1	0	0	0	7-4	0-1	5	0.68	21
Mar 20	UNLV		0.2	1	1	1	1	1	0	1	0	0	0	0	0	5-10	0-1	5	1.29	17	
Mar 23	at UCLA		2.1	3	1	1	2	2	1	0	0	1	0	0	0	0	4-5	0-2	5	1.65	49
Mar 25	at UCLA		1.0	1	0	0	0	0	1	0	0	0	0	0	0	0	4-0	0-2	5	1.56	11
Mar 29	at Washington State		0.0	1	1	1	0	0	0	0	0	0	0	0	0	7-3	0-3	5	2.08	4	
Apr 03	FULLERTON		1.1	2	4	2	1	1	1	0	0	0	0	0	0	0	6-7	0-4	5	2.89	26
Apr 04	FULLERTON		0.2	1	1	1	1	0	0	0	0	0	0	0	0	1	1-2	0-5	5	3.26	11
Apr 08	USC		0.0	3	3	3	0	0	1	0	0	0	0	0	0	4-5	0-5	5	4.66	11	
Apr 14	at Stanford		0.0	1	2	2	1	0	0	0	0	0	0	0	0	6-11	0-6	5	5.59	9	
Totals		0	19.1	21	15	12	10	22	4	1	1	2	0	3	1	80-95	0-6	5	5.59	-	



Sam Romero #26 RHP

Junior - 6'2 - 180
Bats/Throws: R/R
Phoenix, Ariz.
Carl Hayden

Date	Opponent	GS	IP	H	R	ER	BB	SO	2B	3B	HR	WP	BK	HBP	IBB	Score	W-L	Sv	ERA	NP
Feb 17	MIAMI (OH)-2		3.0	2	0	0	2	3	0	0	0	0	0	0	0	7-3	0-0	1	0.00	51
Feb 24	SAINT MARY'S		2.1	3	2	2	0	1	0	0	1	2	0	1	0	5-6	0-0	1	3.38	33
Feb 27	at Long Beach State		1.0	0	0	0	0	0	0	0	0	0	0	0	0	1-0	0-0	1	2.84	8
Mar 02	OKLAHOMA STATE	*	6.0	5	1	1	2	7	2	1	0	1	0	0	0	9-1	1-0	1	2.19	89
Mar 09	UNC-WILMINGTON	*	4.1	8	4	4	0	5	0	0	2	1	0	1	0	9-4	1-0	1	3.78	92
Mar 16	OREGON	*	6.1	7	4	3	0	7	1	0	0	0	0	0	0	7-4	1-0	1	3.91	88
Mar 23	at UCLA	*	1.1	3	4	3	4	2	0	0	0	2	0	0	0	4-5	1-0	1	4.81	54
Mar 29	at Washington State	*	1.1	6	6	6	0	2	2	0	1	0	0	0	0	7-8	1-0	1	6.66	36
Apr 03	FULLERTON	*	5.0	4	2	1	1	5	1	1	0	0	0	0	0	6-7	1-0	1	5.87	79
Apr 08	USC	*	4.1	5	3	2	2	5	1	1	0	0	0	0	0	4-8	1-1	1	5.66	73
Apr 14	at Stanford	*	7.1	2	3	3	2	8	1	1	0	0	0	0	0	6-11	1-1	1	5.31	96
Totals		8	42.1	45	29	25	13	45	8	3	4	7	0	4	0	65-57	1-1	1	5.31	-



Grant Schneider #29 RHP

Senior - 6'3 - 205
Bats/Throws: R/R
Austin, Tex.
Lake Travis

Date	Opponent	GS	IP	H	R	ER	BB	SO	2B	3B	HR	WP	BK	HBP	IBB	Score	W-L	Sv	ERA	NP
Feb 17	MIAMI (OH)-1		2.2	1	1	1	1	3	1	0	0	0	0	1	0	2-4	0-0	0	3.38	31
Feb 18	MIAMI (OH)-2		1.0	4	4	4	0	1	1	0	0	0	0	1	0	8-16	0-0	0	12.27	30
Feb 28	at Long Beach State		0.0	4	6	6	1	0	1	1	0	0	0	1	0	4-16	0-0	0	27.00	12
Mar 04	OKLAHOMA STATE		1.1	2	0	0	1	1	0	0	0	0	0	0	0	2-3	0-0	0	19.80	25
Mar 10	UNC-WILMINGTON		0.1	0	0	0	0	0	0	0	0	0	0	0	0	0-9	0-0	0	18.56	5
Mar 17	OREGON		1.0	1	0	0	1	2	0	0	0	0	0	0	0	18-4	0-0	0	15.63	16
Mar 20	UNLV		0.2	1	1	1	1	1	1	0	0	2	0	1	0	3-10	0-0	0	15.43	19
Mar 24	at UCLA		1.2	2	1	1	1	0	0	0	0	0	0	1	0	1-12	0-0	0	13.50	18
04-10-18	at UNLV		0.0	1	1	1	1	0	1	0	0	0	0	0	0	6-14	0-0	0	14.54	8
Totals		0	8.2	16	14	14	7	8	5	1	0	2	0	5	0	44-88	0-0	0	14.54	-




Drew Swift #6 INF

Freshman - 6'0 - 150
Bats/Throws: R/R
Chandler, Ariz.
Hamilton

Date	Opponent	Pos	AB	R	H	RBI	2B	3B	HR	BB	SB	CS	HBP	SAC	SF	GDP	K	PO	A	E	Avg
Feb 17	MIAMI (OH)-1	*ss	3	0	2	0	0	0	0	0	0	0	0	0	0	0	1	0	0	0	0.667
Feb 17	MIAMI (OH)-2	*ss	3	0	1	1	0	0	0	1	0	0	0	0	0	0	1	0	2	0	0.500
Feb 18	MIAMI (OH)-1	*ss	1	3	1	1	0	0	0	1	0	0	2	0	0	0	0	0	3	0	0.571
Feb 18	MIAMI (OH)-2	*ss	2	2	2	0	0	0	0	3	0	0	0	0	0	0	0	2	3	2	0.667
Feb 23	SAINT MARY'S	*ss	3	0	0	0	0	0	0	1	0	0	0	0	0	0	0	2	0	3	0.500
Feb 24	SAINT MARY'S	*ss	5	0	1	1	0	0	0	0	0	0	0	0	0	0	0	2	1	2	0.412
Feb 25	SAINT MARY'S	*ss	4	0	0	0	0	0	0	0	0	0	0	0	0	0	2	0	5	0	0.333
Feb 27	at Long Beach State	*ss	3	0	0	0	0	0	0	0	0	0	0	0	0	0	2	1	4	0	0.250
Feb 28	at Long Beach State	*ss	3	0	0	0	0	0	0	1	0	0	0	0	0	0	1	0	4	0	0.250
Mar 02	OKLAHOMA STATE	*ss	5	2	2	2	0	0	0	0	1	0	0	0	0	0	2	0	1	0	0.290
Mar 03	OKLAHOMA STATE	*ss	3	1	2	2	0	0	0	2	1	0	0	0	0	0	0	4	6	0	0.324
Mar 04	OKLAHOMA STATE	*ss	4	1	0	0	0	0	0	0	0	0	0	0	0	0	0	4	3	0	0.286
Mar 06	at Pepperdine	*ss	4	0	1	1	0	0	0	1	0	0	0	0	0	0	1	0	0	0	0.286
Mar 09	UNC-WILMINGTON	*ss	3	0	0	0	0	0	0	1	0	0	0	0	0	0	1	0	5	0	0.267
Mar 10	UNC-WILMINGTON	*ss	3	0	0	0	0	0	0	0	0	0	0	0	0	0	1	0	0	0	0.250
Mar 11	UNC-WILMINGTON	*ss	3	0	2	1	0	0	0	0	0	0	0	0	0	0	0	0	2	1	0.275
Mar 13	ARIZONA	*ss	3	0	1	0	0	0	0	0	0	0	0	0	0	0	0	1	2	0	0.278
Mar 16	OREGON	*ss	3	1	0	1	0	0	0	1	0	0	0	0	0	0	0	1	3	0	0.263
Mar 17	OREGON	*ss	3	1	0	1	0	0	0	0	0	0	0	0	0	0	1	0	1	0	0.250
Mar 18	OREGON	*ss	3	0	0	1	0	0	0	0	0	0	0	0	0	0	1	1	4	1	0.238
Mar 20	UNLV	*ss	3	1	1	0	0	0	0	1	0	0	0	0	0	0	1	2	1	0	0.242
Mar 23	at UCLA	*ss	3	1	0	0	0	0	0	0	0	0	0	0	0	0	1	0	0	0	0.239
Mar 24	at UCLA	*ss	3	0	0	0	0	0	0	0	0	0	0	0	0	0	2	2	2	0	0.229
Mar 25	at UCLA	*ss	2	0	0	1	0	0	0	1	0	0	0	0	0	0	1	0	0	3	0.222
Mar 29	at Washington State	*ss	5	0	0	0	0	0	0	0	0	0	0	0	0	0	2	2	5	0	0.208
Mar 30	at Washington State	*ss	3	0	1	0	0	0	0	0	0	0	0	0	0	0	1	0	0	4	0.213
Mar 31	at Washington State	*ss	4	1	3	0	0	0	0	0	0	0	0	0	0	0	0	2	1	0	0.238
Apr 03	FULLERTON	*ss	3	0	1	2	0	0	0	0	0	0	0	0	0	0	2	0	4	2	0.241
Apr 04	FULLERTON	*ss	3	0	1	0	0	0	0	0	0	0	0	0	0	0	1	2	1	1	0.233
Apr 06	USC	*ss	3	0	0	0	0	0	0	0	0	0	0	0	0	0	0	1	1	0	0.228
Apr 07	USC	*ss	2	0	0	0	0	0	0	1	0	0	0	0	0	0	2	2	6	1	0.223
Apr 08	USC	*ss	1	0	0	0	0	0	0	1	0	0	0	0	0	0	0	2	5	0	0.221
04-10-18	at UNLV	*ss	2	1	1	0	0	0	0	0	0	0	0	0	0	0	0	2	2	0	0.217
Apr 13	at Stanford	*ss	3	0	0	0	0	0	0	0	0	0	0	0	0	0	1	2	2	0	0.220
Apr 14	at Stanford	*ss	3	0	0	0	0	0	0	1	0	0	0	0	0	0	0	1	3	0	0.214
Apr 15	at Stanford	*ss	3	0	0	0	0	0	0	0	0	0	0	0	0	0	0	1	0	4	0.219
Totals		36gs	105	17	23	13	1	0	0	19	3	3	4	6	2	1	33	35	108	7	0.218


On base pct. .354 • Slugging pct. .229



Fitz Stadler #22 RHP

Junior - 6'9 - 240
Bats/Throws: R/R
Glenview, Ill.
Glenbrook South

Date	Opponent	GS	IP	H	R	ER	BB	SO	2B	3B	HR	WP	BK	HBP	IBB	Score	W-L	Sv	ERA	NP
Feb 18	MIAMI (OH)-2		2.0	1	0	0	1	2	0	0	0	0	0	1	0	8-16	0-0	0	0.00	28
Feb 23	SAINT MARY'S		3.2	3	2	1	1	4	0	0	0	0	0	1	0	1-6	0-0	0	1.59	63
Feb 28	at Long Beach State	*	4.0	2	2	2	1	3	0	0	0	1	0	0	0	4-16	0-0	0	2.79	54
Mar 06	at Pepperdine	*	3.0	4	5	3	2	1	0	0	0	0	0	0	0	10-7	0-0	0	5.98	72
Mar 13	ARIZONA		0.1	0	0	0	2	0	0	0	0	0	0	0	0	2-6	0-0	0	5.54	21
Mar 20	UNLV		1.2	0	0	0	1	4	0	0	0	0	0	0	0	3-10	0-0	0	4.91	31
Mar 23	at UCLA		0.0	1	0	0	0	0	0	0	0	0	0	0	0	4-5	0-0	0	4.91	2
Mar 29	at Washington State		3.2	3	1	0	4	0	0	0	0	0	0	1	0	7-8	0-0	0	3.93	61
Apr 04	FULLERTON		1.0	1	0	0	0	1	1	0	0	0	0	1	0	1-2	0-0	0	3.72	16
Apr 08	USC		1.0	2	0	0	1	1	0	0	0	0	0	0	0	4-8	0-0	0	3.54	25
04-10-18	at UNLV		1.0	5	3	3	1	0	2	0	0	0	0	0	0	6-14	0-0	0	4.64	30
Totals		2	21.1	22	13	11	15	17	4	0	0	1	0	4	0	50-98	0-0	0	4.64	-



Spencer Torkelson #20 INF/OF

Freshman - 6'1 - 205
Bats/Throws: R/R
Petaluma, Calif.
Casa Grande

Date	Opponent	Pos	AB	R	H	RBI	2B	3B	HR	BB	SB	CS	HBP	SAC	SF	GDP	K	P	A	E	Avg	
Feb 17	MIAMI (OH)-1	*dh	4	0	0	0	0	0	0	0	0	0	0	0	0	0	0	1	0	0	0.000	
Feb 17	MIAMI (OH)-2	*dh	4	2	3	2	0	0	0	2	0	0	0	0	0	0	0	0	0	0	0.375	
Feb 18	MIAMI (OH)-1	*1b	3	2	2	1	0	0	0	1	0	0	0	0	0	0	0	0	0	1	0.455	
Feb 18	MIAMI (OH)-2	*1b	5	0	2	2	2	0	0	0	0	0	0	0	0	0	1	1	8	0	0.438	
Feb 23	SAINT MARY'S	*1b/of	4	0	0	0	0	0	0	0	0	0	0	0	0	0	0	1	2	5	0.350	
Feb 24	SAINT MARY'S	*1b	4	1	1	1	0	0	0	1	0	0	0	0	0	0	0	2	9	0	0.333	
Feb 25	SAINT MARY'S	*1b	4	0	0	0	0	0	0	0	0	0	0	0	0	0	0	2	7	0	0.286	
Feb 27	at Long Beach State	*1b	2	0	0	0	0	0	0	2	0	0	0	0	0	0	1	9	0	0	0.267	
Feb 28	at Long Beach State	*1b/of	4	2	3	3	0	0	2	0	0	0	0	0	0	0	1	0	7	0	0.324	
Mar 02	OKLAHOMA STATE	*1b/of	3	1	1	2	1	0	0	1	0	0	0	0	0	0	1	0	7	0	0.324	
Mar 03	OKLAHOMA STATE	*of	3	2	2	1	0	0	0	0	0	0	0	0	0	0	0	1	0	0	0.350	
Mar 04	OKLAHOMA STATE	*of/1b	4	1	2	1	1	0	1	1	0	0	0	0	0	0	0	2	1	0	0.364	
Mar 06	at Pepperdine	*1b	5	2	2	2	0	0	0	1	0	0	0	0	0	0	0	1	10	0	0.367	
Mar 09	UNC-WILMINGTON	*1b	4	0	1	0	0	0	0	1	0	0	0	0	0	0	0	2	8	0	0.358	
Mar 10	UNC-WILMINGTON	*of/1b	3	0	0	0	0	0	0	1	0	0	0	0	0	0	1	2	0	0	0.339	
Mar 11	UNC-WILMINGTON	*of	4	0	0	0	0	0	0	0	0	0	0	0	0	0	0	0	0	0	0.317	
Mar 13	ARIZONA	*1b	4	1	1	1	0	0	1	1	0	0	0	0	0	0	0	9	2	0	0.312	
Mar 15	OREGON	*1b	4	2	3	3	0	0	0	0	0	0	0	0	0	0	0	1	5	0	0.375	
Mar 17	OREGON	*1b/of	6	2	2	3	0	0	1	0	0	0	0	0	0	0	0	1	5	0	0.312	
Mar 18	OREGON	*1b	3	0	0	0	0	0	0	0	0	0	0	0	0	0	0	1	14	0	0.290	
Mar 20	at UCLA	*1b	3	0	0	0	0	0	0	1	0	0	0	0	0	0	0	1	10	0	0.286	
Mar 23	at UCLA	*1b	4	1	1	2	0	0	0	1	0	0	0	0	0	0	1	0	7	0	0.294	
Mar 24	at UCLA	*of	2	0	0	0	0	0	0	2	0	0	0	0	0	0	0	0	1	0	0.287	
Mar 25	at UCLA	*1b	4	2	1	0	0	0	0	1	0	0	0	0	0	0	0	1	9	0	0.297	
Mar 29	at Washington State	*1b	4	2	1	2	0	0	1	1	0	0	0	0	0	0	0	1	9	1	0.297	
Mar 30	at Washington State	*1b	4	1	1	1	0	0	0	1	0	0	0	0	0	0	0	2	10	1	0.293	
Mar 31	at Washington State	*1b	4	1	1	0	0	0	0	0	0	0	0	0	0	0	0	1	9	0	0.283	
Apr 03	FULLERTON	*1b	2	1	1	0	0	0	1	2	1	0	0	0	0	0	0	0	1	12	0.286	
Apr 04	FULLERTON	*1b	4	0	1	0	0	0	0	0	0	0	0	0	0	0	0	2	10	1	0.284	
Apr 06	USC	*1b	4	0	0	0	0	0	0	1	0	0	0	0	0	0	0	0	4	0	0.283	
Apr 07	USC	*1b/of	3	0	1	1	0	0	0	0	0	0	0	0	0	0	0	0	4	0	0.284	
Apr 08	USC	*1b	5	1	3	1	0	0	0	1	0	0	0	0	0	0	0	0	12	0	0.306	
Oct 18	at UNLV	*1b	3	1	1	1	0	0	0	1	0	0	0	0	0	0	0	1	5	0	0.306	
Apr 13	at Stanford	*1b	4	1	2	0	0	0	0	0	0	0	0	0	0	0	0	1	5	0	0.312	
Apr 15	at Stanford	*1b	5	2	2	2	0	0	0	2	0	0	0	0	0	0	0	0	9	0	0.316	
Apr 16	at Stanford	*1b	5	2	2	2	0	0	0	2	0	0	0	0	0	0	0	0	9	0	0.316	
Totals		36gs	135	31	42	35	8	0	18	21	2	0	0	3	0	4	3	29	239	14	5	0.311



Jefferson

Date	Opponent	W*	IP	H	R	B	SO	2B	3B	HR	WP	BK	IBB	Scores	W-L	ERA	FRA	NP
Feb 17	MIAMI (OH)-1	0	5.0	4	3	1	6	2						2-4	0-1	0	1.80	78
Feb 23	SAINT MARY'S	1	2.1	2	4	3	2	2			2	0	1	0-1	0-6	0	4.91	63
Feb 28	at Long Beach State	0	0.0	0	1	1	1	0		0	0	0	0	4-16	0-2	0	6.14	4
Mar 1	at UNLV WILMINGTON	1	0.1	2	2	1	1	1		0	0	0	0	12-11	0-1	0	6.14	4
Mar 17	OREGON	1	1.1	3	4	3	3	2		0	0	0	0	18-4	0-2	0	10.00	42
Apr 07	USC	3	3.0	2	0	0	0	2		0	0	0	0	1-10	0-2	0	7.50	38
04-10-18	at UNLV	1	1.0	1	0	0	1	0		0	1	0	0	6-14	0-2	0	6.92	20
Apr 15	at Stanford	0	1.0	1	0	0	1	0		0	0	0	0	3-10	0-2	0	6.43	7
		2	11.0	10	10	10	16	11		0	1	0	0	2-10	0-2	0	6.43	7



Rancho Bernardo

Date	Opponent	Pos	AB	R	H	RBI	2B	3B	HR	BB	SB	C	HP	SAC	SF	GDP	K	PO	A	E	Avg	
Feb 17	MIAMI (OH-1)	2b	2	0	0	0	0	0	0	0	0	0	0	0	0	0	1	2	0	1	0.000	
Feb 17	MIAMI (OH-2)	2b	2	0	0	0	0	0	0	0	0	0	0	0	0	0	1	2	0	0	0.000	
Feb 18	MIAMI (OH-1)	2b	2	0	0	0	0	0	0	0	0	0	0	0	0	0	0	0	0	0	0.000	
Feb 18	MIAMI (OH-2)	2b	2	0	0	0	0	0	0	0	0	0	0	0	0	0	0	0	0	0	0.000	
Feb 23	SAINT MARY'S	2b	2	0	0	0	0	0	0	0	0	0	0	0	0	0	0	2	3	0	0.000	
Feb 23	SAINT MARY'S	2b	2	0	0	0	0	0	0	0	0	0	0	0	0	0	0	2	3	0	0.000	
Feb 25	SAINT MARY'S	2b	2	0	0	0	0	0	0	0	0	0	0	0	0	0	1	4	2	0	0.071	
Feb 27	at Long Beach State	2b	2	0	1	0	0	0	0	0	0	0	0	0	0	0	0	1	0	0	0.182	
Feb 28	at Long Beach State	2b	2	0	0	0	0	0	0	0	0	0	0	0	0	0	0	1	0	0	0.000	
Mar 02	OKLAHOMA STATE	2b	3	0	3	0	0	0	1	1	0	1	0	0	0	0	0	1	3	3	0	0.273
Mar 03	OKLAHOMA STATE	2b	2	2	4	0	0	0	0	0	0	0	0	0	0	0	0	2	3	0	0.250	
Mar 03	OKLAHOMA STATE	2b	2	2	4	0	0	0	0	0	0	0	0	0	0	0	0	2	3	0	0.250	
Mar 06	at Pepperdine	2b	5	1	1	1	0	0	0	0	0	0	0	0	0	0	1	1	3	1	0.242	
Mar 09	UNC-WILMINGTON	2b	4	0	0	0	0	0	0	1	0	0	0	0	0	2	0	3	3	0	0.216	
Mar 09	UNC-WILMINGTON	2b	4	0	0	0	0	0	0	0	0	0	0	0	0	2	0	3	3	0	0.216	
Mar 11	UNC-WILMINGTON	2b	4	0	2	0	0	0	0	0	0	0	0	0	0	0	0	2	2	0	0.231	
Mar 13	ARIZONA	2b/ss	4	0	2	1	0	0	0	0	0	0	0	0	0	0	0	3	3	0	0.235	
Mar 13	ARIZONA	2b/ss	4	0	2	1	0	0	0	0	0	0	0	0	0	0	0	3	3	0	0.235	
Mar 13	OREGON	2b/ss	5	2	2	1	0	0	0	0	0	0	0	0	0	1	0	3	2	0	0.250	
Mar 18	OREGON	2b	3	1	2	1	1	0	0	0	0	0	0	0	0	0	1	3	0	0	0.276	
Mar 20	UNC-WILMINGTON	2b	3	0	2	0	0	0	0	0	0	0	0	0	0	0	0	1	3	0	0.274	
Mar 23	at UCLA	2b	3	0	2	1	0	0	0	1	1	0	0	0	0	0	0	3	3	1	0.276	
Mar 24	at UCLA	2b	3	0	2	0	0	0	0	0	0	0	0	0	0	0	1	1	4	0	0.275	
Mar 25	at UCLA	2b	4	0	2	0	0	0	0	0	0	0	0	0	0	0	0	2	2	0	0.282	
Mar 29	at Washington State	2b/3b	5	1	2	2	1	0	0	0	0	0	0	0	0	1	0	3	5	0	0.275	
Mar 30	at Washington State	2b	4	0	1	0	0	0	0	0	0	0	0	0	0	0	2	4	5	0	0.280	
Mar 31	at Washington State	2b	4	0	1	0	0	0	0	0	0	0	0	0	0	0	0	2	4	0	0.280	
Apr 03	FULLERTON	2b	3	1	1	0	0	0	0	1	0	0	0	0	0	0	0	2	2	0	0.284	
Apr 04	FULLERTON	2b	3	0	2	0	0	0	0	0	0	1	0	0	0	0	0	1	3	0	0.297	
Apr 07	USC	2b	3	0	0	0	0	0	0	0	0	0	0	0	0	0	0	1	2	0	0.265	
Apr 07	USC	2b	3	0	1	1	0	1	0	0	0	0	0	0	0	0	1	2	2	0	0.396	
Apr 08	USC	2b	4	0	0	0	0	0	0	0	0	0	0	0	0	0	0	1	2	0	0.284	
Oct 10-18	at UNLV	2b/ss	2	0	0	0	0	0	0	0	0	0	0	0	0	0	0	1	2	0	0.274	
Apr 13	at Stanford	2b	3	0	1	0	0	0	0	1	1	0	0	0	0	0	0	2	1	0	0.285	
Apr 14	at Stanford	2b	3	0	1	0	0	0	0	0	0	0	0	0	0	0	0	2	1	0	0.285	
Apr 15	at Stanford	2b	3	0	1	0	0	0	0	0	0	0	0	0	0	0	0	2	1	0	0.277	
Total			359g	115	14	32	12	4	0	0	9	0	0	0	0	6	10	66	85	6	0.278	

On base pct. .336 • Slugging pct. .313



Skyline

Date	Opponent	GS	JP	H	R	ER	BB	SO	2B	3B	HR	WP	BK	HBP	IBS	LOB	UW	1-0	ERA	NP	OPS
Feb 18	MIAMI (OH)-		7	0	5	1	2	2	5	0	0	0	0	0	0	11	1	0	0.00	83	0.83
Feb 25	SALT MARINE'S		7	2	4	1	1	3	9	0	0	0	0	0	0	2	0	0	0.61	106	0.87
Mar 11	UNCL WINGSTON		5	2	8	3	0	2	7	1	0	1	1	1	1	2	1	0	1.33	87	1.06
Mar 17	OREGON		5	0	1	0	0	3	4	0	0	0	0	0	0	0	0	0	1.07	66	0.81
Mar 24	at UCLA		5	2	2	1	2	7	1	0	0	2	0	1	2	0	0	0	0.75	61	0.85



Basha

Date	Opponent	Pos	AB	R	H	BI	2B	3B	HR	BB	SB	C	HBP	SAC	FG	OPD	K	PO	A	E	Avg.
Feb 17	MIAH (OH)-2	"ph1/b	1	0	0	0	2B	0	0	0	0	0	0	0	0	0	1	1	0	0	333
Feb 18	MIAH (OH)-2	"dh	3	2	2	0	1	1	0	0	0	0	0	0	0	0	1	1	0	0	333
Feb 19	SANT MARY'S	"3b	1	0	0	0	0	0	0	0	0	0	0	0	0	0	0	0	0	0	308
Feb 24	SANT MARY'S	"dh/3b	4	1	1	0	0	0	0	0	0	0	0	0	0	0	2	0	1	0	333
Feb 25	SANT MARY'S	"3b	3	1	1	0	0	0	0	0	0	0	0	0	0	0	0	0	0	0	312
Feb 26	at Long Beach State	"3b	4	1	0	0	0	0	0	0	0	0	0	0	0	0	0	0	0	0	300
Feb 28	at Long Beach State	"3b	4	5	0	0	0	0	0	0	0	0	0	0	0	0	3	1	1	0	200
Mar 02	OKLAHOMA STATE	"dh	4	2	2	2	2	0	2	0	1	0	0	0	0	0	0	0	0	0	241
Mar 03	OKLAHOMA STATE	"dh	4	2	2	2	2	0	0	0	0	0	0	0	0	0	0	0	0	0	303
Mar 04	OKLAHOMA STATE	"3b	5	0	1	0	0	0	0	0	0	0	0	0	0	0	0	0	0	0	288
Mar 06	at Pepperdine	"dh	4	0	0	0	0	0	0	0	0	0	0	1	0	0	2	0	0	0	263
Mar 09	UNC-WILMINGTON	"dh	4	2	2	2	0	0	1	0	0	0	0	0	0	0	1	1	0	0	282
Mar 10	UNC-WILMINGTON	"3b	4	2	2	0	0	0	0	0	0	0	0	0	0	0	0	0	0	0	260
Mar 13	ARIZONA	"3b	4	0	1	0	0	0	0	0	0	0	0	0	0	0	0	0	3	1	259
Mar 16	OREGON	"3b	2	1	0	0	0	0	0	0	1	0	0	1	0	0	1	1	2	0	273
Mar 17	OREGON	"3b	3	1	0	0	0	0	0	0	0	0	0	0	0	0	0	1	1	0	292
Mar 18	OREGON	"3b	4	1	2	1	2	0	0	0	0	0	0	0	0	0	1	1	2	0	290
Mar 20	UNLV	"3b	2	0	1	0	0	0	0	0	0	0	0	0	0	0	0	1	1	2	292
Mar 23	at UCLA	"3b	2	2	0	0	0	0	0	0	0	0	0	0	0	0	0	1	0	0	290
Mar 26	at UCLA	"3b	4	1	2	1	0	0	0	0	0	0	0	0	0	0	1	1	0	0	225
Mar 29	at Washington State	"3b	4	0	1	1	0	0	0	0	0	0	0	0	0	0	2	0	1	0	291
Mar 30	at Washington State	"3b	4	0	2	0	0	0	0	0	0	0	0	0	0	0	0	0	1	0	301
Mar 31	at Washington State	"3b	4	0	1	0	0	0	0	0	0	0	0	0	0	0	4	0	0	0	287
Apr 03	FULLERTON	"3b	4	0	1	1	0	0	0	0	0	0	0	0	0	0	1	1	0	3	286
Apr 04	FULLERTON	"3b	2	0	0	0	0	0	0	0	0	0	0	0	0	0	2	0	1	1	280
Apr 06	USC	"3b	2	1	0	0	0	0	0	0	0	0	0	0	0	0	0	0	0	0	284
Apr 07	USC	"3b	2	1	1	0	0	0	0	1	0	0	0	0	0	0	0	2	2	0	280
Apr 08	USC	"3b	3	1	2	1	0	0	1	1	0	0	0	0	0	0	0	0	0	3	300
Oct-05-18	at UNLV	"3b	4	0	1	0	0	0	0	0	0	0	0	0	0	0	0	0	0	0	301
Apr 13	at Stanford	"3b	4	0	1	1	0	0	0	0	0	0	0	0	0	0	1	1	0	2	300
Apr 14	at Stanford	"3b	4	0	1	2	0	0	1	0	0	0	0	0	0	0	2	0	2	1	297
Apr 15	at Stanford	"3b	3	2	2	0	0	0	0	0	0	0	0	0	0	0	1	0	0	0	297
			31gs	113	10	33	10	2	4	0	0	0	0	0	0	0	35	16	41	4	

On base pct. .336 • Slugging pct. .469