

2019 Sun Devil Baseball

GAME NOTES - OREGON

#10 ARIZONA STATE

20-0 (3-0 Pac-12)

@ASU_Baseball

@TheSunDevils

GAMES 21-23

March 22-24

6 p.m./4 p.m./12 p.m.

PK Park

Eugene, Ore.

Watch: Oregon Live Stream

Radio: N/A

OREGON

11-7 (1-2 Pac-12)

@OregonBaseball

@GoDucks

Five-Time NCAA Champions (1965, 1967, 1969, 1977, 1981) | 22 College World Series Appearances | 21 Conference Championships | 125 All-Americans | 14 National Players of the Year | 11 College Baseball Hall of Famers



ASU_BASEBALL



SUN DEVIL BASEBALL



ASU_BASEBALL

MEDIA RELATIONS CONTACT

Jeremy Hawkes

jdhawkes@asu.edu | C: 520-403-0121 | O: 480-965-9544

#10THINGS (Twitter-Friendly Notes)

1. The Sun Devils remain the lone undefeated team in the NCAA this season, entering the weekend at 20-0
2. ASU is 20-0 for just the third time in school history, trailing only the 2010 (24-0) and 1961 (21-0) squads for best start ever.
3. @HunterBishop9 is currently first in the nation in home runs (12) and slugging percentage (1.039).
4. @AlecMarsh8 has allowed three earned runs or fewer in 23 of his last 24 appearances dating back to his freshman season.
5. ASU is currently 11th in the nation with a 2.62 team ERA with @AlecMarsh8 (0.77) sitting second in the Pac-12.
6. Lyle Lin's 26 RBIs this season already this season are notable as he had just 18 total RBIs in all of the 2018.
7. @ErikTolman has allowed just one extra base hit this season, making him one of the only Pac-12 pitchers to do so.
8. @SquadSlayerChaz has not allowed an earned run since his second game of the season, a streak of 9 straight games.
9. @spenny1 has multiple hits in 31 of his 75 career starts at ASU (.413) and leads the team with 12 multi-hit games.
10. @BradyCorrigan has inherited a team-high 14 runners this season and has allowed just two of those to score.

#BYTHENUMBERS

All-American Spencer Torkelson **has multiple hits in 31 of his 75 career starts (.413)**. Torkelson is batting .390 on the season on 32-of-82 hitting with three home runs, five doubles with 24 RBIs. His 32 hits are 4th in the league and 30th nationally while his 24 RBIs are also fourth in the conference and 44th in the country. Torkelson has multiple hits in a team-best 12 of ASU's 20 games this season and at least one RBI in 11 of those (multiple RBIs in 6). Torkelson is batting .433 with runners in scoring position with a team best 13 hits on 30 chances

Alec Marsh has allowed three earned runs or fewer in 23 of his last 24 appearances dating back to his freshman season. Dating back to last season, Marsh has posted a quality start in 9 of his last 13 starts since assuming the mantle of Mr. Friday Night midway through the 2018. His 0.77 ERA is second in the Pac-12 and 17th nationally. His 34 strikeouts are third in the league. Marsh dominates when getting ahead of the count, holding batters to 1-15 hitting (.067) with balls in play on 0-2 counts and 1-of-121 hitting (.048) on 1-2 counts.

Hunter Bishop is tied for the national lead with 12 home runs this season - four more than any other player in the Pac-12. His 1.039 slugging percentage leads the nation as well while his .552 on-base percentage is third in the country. Bishop has scored 34 runs this season, first in the league and second nationally. The junior is also third in the country and leads the league with 33 RBIs already this season. His .442 batting average is second in the Pac-12 and ranks in the Top-15 nationally. **He leads ASU with an active 12-game hitting streak.**

Chaz Montoya **has not allowed an earned run since the second game of the season** - a streak of nine consecutive appearances. Additionally, Montoya **has not walked a batter in his last 8 pitching appearances.** Montoya has inherited 13 runners this season, allowing just one of them to score in his 11 appearances, Montoya has retired the first batter he has seen on 9 occasions. Montoya leads the squad with 11 appearances in 20 games, posting a 0.87 ERA in 10.1 innings pitched with 13 strikeouts to 3 walks.

2019 @ASU BASEBALL Schedule

Date	Opponent	Time/Score
15-Feb	Notre Dame [^]	W, 10-1
16-Feb	Notre Dame [^]	W, 20-7
17-Feb	Notre Dame [^]	W, 16-5
20-Feb	San Diego [^]	W, 12-2
23-Feb	UC Davis [^]	W, 3-2
23-Feb	UC Davis [^]	W, 13-3
24-Feb	UC Davis [^]	W, 17-2
26-Feb	Pepperdine [^]	W, 4-3
1-Mar	Michigan State [^]	W, 8-0
2-Mar	Michigan State [^]	W, 8-5 (11)
3-Mar	Michigan State [^]	W, 13-2
5-Mar	at Fullerton	W, 6-4
6-Mar	at Fullerton	CANCELLED
8-Mar	Xavier [^]	W, 12-0
9-Mar	Xavier [^]	W, 8-3
10-Mar	Xavier [^]	W, 11-6
13-Mar	New Mexico State [^]	W, 7-3
15-Mar	Washington State [^]	W, 6-0
16-Mar	Washington State [#]	W, 8-7
17-Mar	Washington State [#]	W, 6-5
20-Mar	Cal Baptist [^]	W, 15-9
22-Mar	at Oregon [*]	6:00 PM
23-Mar	at Oregon [*]	4:00 PM
24-Mar	at Oregon [*]	12:00 PM
29-Mar	Arizona [#]	7:00 PM
30-Mar	Arizona [#]	7:00 PM
31-Mar	Arizona [#]	1:00 PM
2-Apr	Long Beach State [^]	6:30 PM
5-Apr	at USC [*]	6:00 PM
6-Apr	at USC [*]	2:00 PM
7-Apr	at USC [*]	1:00 PM
9-Apr	at UNLV	6:05 PM
12-Apr	Oregon State [^]	6:30 PM
13-Apr	Oregon State [^]	6:30 PM
14-Apr	Oregon State [^]	12:30 PM
16-Apr	Seattle [^]	6:30 PM
18-Apr	at Utah [*]	6:00 PM
19-Apr	at Utah [*]	6:00 PM
20-Apr	at Utah [*]	1:00 PM
23-Apr	UNLV [^]	6:30 PM
26-Apr	at Washington [*]	6:05 PM
27-Apr	at Washington [*]	2:05 PM
28-Apr	at Washington [*]	1:05 PM
3-May	UCLA [#]	7:00 PM
4-May	UCLA [#]	3:00 PM
5-May	UCLA [#]	2:00 PM
7-May	at Arizona [#]	6:00 PM
10-May	at Nebraska	6:35 PM
11-May	at Nebraska	2:05 PM
12-May	at Nebraska	1:05 PM
17-May	at Cal [#]	6:00 PM
18-May	at Cal [#]	6:00 PM
19-May	at Cal [#]	1:00 PM
23-May	Stanford [#]	6:00 PM
24-May	Stanford [#]	6:00 PM
25-May	Stanford [#]	12:00 PM

All times local

* - Indicates a Pac-12 Conference game

- Indicates a Pac-12 Network Game

^ - Indicates a Pac-12 Live Stream Game

PROJECTED STARTERS

ASU	ERA	W-L	IP	SO	BB	Opp. Avg.
RHP Alec Marsh	0.77	5-0	35.0	34	10	.234
RHP Boyd Vander Kooi	4.33	2-0	27.0	27	12	.260
RHP RJ Dabovich	2.57	4-0	28.0	21	12	.219
ORE	ERA	W-L	IP	SO	BB	Opp. Avg.
RHP Cullen Kafka	4.18	2-1	28.0	26	14	.286
LHP Robert Ahlstrom	4.50	1-0	26.0	34	15	.240
TBD						

Team	W	L	T	Pct	W	L	T	Pct	Last 10	Streak
Arizona State	3	0	0	1.000	20	0	0	1.000	10-0	W 20
UCLA	2	1	0	.667	14	4	0	.778	7-3	W 1
Washington	2	1	0	.667	11	5	0	.688	7-3	L 1
Arizona	2	1	0	.667	13	7	0	.650	6-4	W 3
USC	2	1	0	.667	8	11	0	.421	5-5	W 1
Oregon State	1	2	0	.333	14	3	1	.806	6-3	L 1
Oregon	1	2	0	.333	11	7	0	.611	5-5	W 1
California	1	2	0	.333	10	8	0	.556	6-4	W 2
Utah	1	2	0	.333	7	9	0	.438	5-5	L 3
Stanford	0	0	0	.000	12	3	0	.800	8-2	W 3
Washington State	0	3	0	.000	6	13	0	.316	3-7	L 5

Five-Time NCAA Champions (1965, 1967, 1969, 1977, 1981) | 22 College World Series Appearances | 21 Conference Championships

125 All-Americans | 14 National Players of the Year | 11 College Baseball Hall of Fame Members

437 Major League Baseball Draft Picks | 110 Major Leaguers | 49 Major League Baseball First-Round Draft Picks

TWITTER: @ASU_BASEBALL

INSTAGRAM: @ASU_BASEBALL

FACEBOOK: SUNDEVILBASEBALL

2019 Sun Devil Baseball

QUICK FACTS/MEDIA INFORMATION

GENERAL INFORMATION

Location	Tempe, Ariz.
Founded	1885
Enrollment	103,410
Nickname	Sun Devils
School Colors	Maroon and Gold
Home Field	Phoenix Municipal Stadium
Capacity.....	5,300
Packard Dimensions.....	Lines: 333 (LF) 334 (RF) CF: 395
Surface	Grass
Affiliation	NCAA Div. I
Conference	Pac-12
President	Dr. Michael Crow
VP of Athletics	Ray Anderson
Athletic Dept. Phone.....	(480) 965-3482
Ticket Office Phone	(480) 727-0000
Athletics Department Address	Carson Student-Athlete Center
.....	500 East Veteran's Way
.....	P.O. Box 872505
.....	Tempe, AZ 85287-2505

PROGRAM HISTORY

First Year of Baseball.....	1907 (7-2)
Start of NCAA Baseball	1959 (28-18-1)
All-Time Record	2879-1445-8 (.664)*
National Championships.....	5 ('65, '67, '69, '77, '81)
Years in CWS/Last	22 (2010)*
All-Time CWS Record	61-38 (.616)*
NCAA Appearances/Last	39 (2016)*
NCAA Tournament Record	169-78 (.687)*
Best Record All-time	64-6 (.914) - 1972
Last All-Americans	2018 (2)
.....	Spencer Torkelson (Consensus)
.....	Gage Canning (CBN, Baseball America)

*- ASU vacated 44 wins, the Pac-10 title and the College World Series appearance from 2007. Records do not reflect the vacations.

COACHING STAFF

Head Coach.....	Tracy Smith (5th/23rd overall)
Alma Mater	Miami (Ohio) (1989)
Record at ASU (Years)	137-110 (4)
Career Division I (Years)	741-567-1 (22)
Assistant Coach.....	Ben Greenspan (5th year)
Assistant Coach.....	Mike Cather (2nd Year)
Volunteer Assistant Coach.....	Michael Earley (3rd year)
Video Coordinator.....	Abe Ruiz (4th year)
Dir. of Operations.....	Daniel Stolper (2nd year)
Strength & Conditioning	Jason Robbins (5th year)
Dir. of Community Relations.....	Armando Flores (12th year)

SPORTS INFORMATION

Baseball Contact	Jeremy Hawkes
Office	480-965-9544
Cell	520-403-0121
E-Mail	jdhawkes@asu.edu
Director of Sports Information.....	Doug Tammamro
Email.....	tammamro@asu.edu

MEDIA INFORMATION

Credentials

All credential requests should be sent via email to Jeremy Hawkes (jdhawkes@asu.edu).

Interview Policy

Arizona State will typically host weekly media availability every Tuesday at Phoenix Municipal Stadium prior to practice at approximately 1 p.m. On weeks of a Tuesday midweek game at home, the Tuesday postgame press conference will serve as the week's availability. Media planning to attend must contact Jeremy Hawkes (520-403-0121/jdhawkes@asu.edu) ahead of time and inform him of their plans. Throughout the season's schedule, ASU will host postgame interviews in the Omaha Room located in the home locker room following coach's postgame talk with the team. Media members should request players at the beginning of the ninth inning. Please contact Jeremy Hawkes or a member of the media relations staff in the press box to coordinate those interviews. Media members who wish to schedule an interview outside of practice must contact Jeremy Hawkes.

Photography/Videography

Accommodations for B-Roll purposes at practice can be made through Jeremy Hawkes (jdhawkes@asu.edu). During games, credentials must be worn in plain view throughout the game while on the field and all photographers must adhere to painted lines and instructions given by security personnel and/or Arizona State staff members at all times. Shooting areas are designated camera wells on the far side of both the visitor's and home team's dugouts. At no point during game action should a member of the media be on the field of play. Contact Jeremy Hawkes for any details regarding shooting game action.

Media Highlights Policy

Highlights include Pac-12 Networks/ESPN/FOX broadcasts and all home hosted non-televised competitions, including those that are live streamed. ESPN networks (i.e., ESPN, ESPN2, ESPNU) will also televise all NCAA College World Series games from Saturday, June 17, through Wednesday, June 28. No other broadcast network or Internet entity, other than ESPN, may air these games, nor show highlights of these games until the ESPN broadcast is off the air. Broadcast networks / television stations may use up to three (3) minutes (per newscast) of video footage from any one game or five (5) minutes total of video footage from all games played on that particular day of competition for up to 72 hours following the game / broadcast. No media entity (commercial or noncommercial) is allowed to display any game video on its website. If a commercial broadcast entity wishes to license video footage beyond the previously described time period (72 hours), all requests to obtain clips or copies of NCAA championships / events (e.g., game / program records, melt / highlight tapes) need to go through the NCAA / T3 Media online footage request system, which can be found at the following website: <http://www.t3licensing.com/video/home/ncaa.do>.

2019 Media Coverage

The vast majority the Sun Devils' 34 home games will be available to fans via the Pac-12 Network or the Pac-12 Live Stream online and a total of 15 games overall are scheduled to be televised live through the Pac-12 Networks.

The Sun Devil Sports Radio Network is scheduled to broadcast 32 Sun Devil Baseball games this season between NBC Sports Radio AM 1060. Fans can listen to the broadcasts on the radio or via the TuneIn app on thesundevils.com. Links to the streaming audio can be found on the online baseball schedule.

Tim Healey is set to serve his 21st season as the "Voice of the Sun Devils" on baseball broadcasts and will be joined for the third-straight season by color analyst Max Rossiter, who was an all-conference catcher for the Devils from 2012-13.

Head Coach Tracy Smith's weekly radio show, "Dugout Chatter," will debut in March on NBC Sports Radio AM 1060. The 30-minute show will run mainly on Wednesday's at 7 p.m. for nine weeks and is hosted by the Tim Healey.

2019 Sun Devil Baseball

GAME NOTES/ROSTERS

PHOENIX -- Sun Devil Baseball continues Pac-12 play this weekend with its first conference road series, heading to the Pacific Northwest for a three-game series against Oregon. The series is scheduled to begin Friday, March 22 in at PK Park in Eugene Oregon. First pitch is scheduled for 6 p.m. Saturday's game is slated to get underway at 4 p.m. with the finale taking place at 12 p.m. on Sunday. Each game of the series will be streamed live through the Pac-12 Network Oregon Live Stream.

Follow the Action

- Each game will be streamed live online through the Pac-12 Oregon Live Stream.
- Fans are encouraged to follow along in-game content throughout the weekend on the Sun Devil Baseball account (@ASU_Baseball).

A Hot Start

- The Sun Devils are the lone remaining undefeated team in the country, entering the weekend at 20-0.
- ASU's 20-0 start is the longest winning streak for the Sun Devils (and longest streak to start the season) since ASU went 24-0 to start the 2010 campaign. It is the third-longest winning streak to start a season in school history behind 2010 and 1961 (21-0).
- The Sun Devil offense has put up monster numbers during the start, scoring 203 runs (third nationally). ASU is third in the country in scoring at 10.2 runs per game
- The Sun Devils have scored double digit runs in 10 of the team's 20 games this season. For perspective, ASU scored double digit runs just 8 times last season.
- ASU is third nationally in home runs (first in the league) with 34, second nationally in batting average (.349), fourth in on-base percentage (.433) and second in slugging percentage (.566).
- While much ado has been made about the bats, it has been the Sun Devil pitching rotation that has quietly put up a 2.62 ERA that is currently 11th in the nation and third in the Pac-12 after several consecutive seasons above a 4.50 team ERA.

Fear the Turk

- All-American Spencer Torkelson now has multiple hits in 31 of his 75 career starts (.413).
- Torkelson is batting .390 on the season on 32-of-82 hitting with three home runs, five doubles with 24 RBIs.
- His 32 hits are 4th in the league and 30th nationally while his 24 RBIs are also fourth in the conference and 44th in the country.
- Torkelson has multiple hits in a team-best 12 of ASU's 20 games this season and at least one RBI in 11 of those (multiple RBIs in 6).
- Torkelson is batting .433 with runners in scoring position with a team best 13 hits on 30 chances.
- He has been an extremely tough out to end the inning, currently 11-of-26 with two outs (.423) with a team-best 16 two-out RBI on his 24 total RBIs - three of which coming on his 11th-inning walk-off home run against Michigan State.
- He is second on the team in advancing runners, doing so 35 times on 57 opportunities (.617).
- Spencer Torkelson was named the Pac-12 Player of the Week for the Opening Week of the 2019 season. It was the second time in his career earning the honor.
- Defensively, Torkelson has also made impressive strides. He has yet to post an error on 170 chances (3rd in the Pac-12) while he is tied for the league lead in helping to turn 18 double plays this season.

#TorksUp

- Torkelson led the country in 2018 with 25 home runs – two more than any other player and just one shy of the NCAA freshman record while becoming first freshman in NCAA history to lead the nation in home runs.
- Became just the sixth player to reach 25 home runs since the BBCOR batting technology changes took effect in 2011 and the only freshman in the NCAA to reach the milestone in that time.
- Slugged a gaudy .743 on the season (25 homers, 12 doubles), the third-highest total for any freshman in the NCAA in the past two decades and the highest for a freshman in the BBCOR era (since 2011). Only Rickie Weeks (.849 in 2001) and Jeremy Baltz (.771, 2010) posted higher freshman slugging percentages in the past 20 years.
- Torkelson was a unanimous All-American, as every major baseball media outlet in the nation rewarded the freshman with at least one All-America accolade (Collegiate Baseball Newspaper, Baseball America, NCBWA, and Perfect Game).
- Honored with Perfect Game's National Freshman of the Year award.
- Named a Golden Spikes Award Semifinalist, an award honoring the best player in college baseball.
- National Collegiate Baseball Writers of America named him as a third-team All-America selection; Earned third-team recognition from Perfect Game; Placed on the Perfect Game Freshman All-America First Team; Named by Collegiate Baseball Newspaper as the National Co-Freshman of the Year and the NCBWA as the National Freshman Hitter of the Year.
- Just the seventh Sun Devil in school history to be named an All-American as a freshman, joining Mike Kelly (1989) and Casey Myers (1998) as the only two ASU position players to be named All-Americans as freshman.
- The third Sun Devil to be named Pac-12 Freshman/Newcomer of the Year, joining Ike Davis (2006) and Jason Kipnis (2008).

Hunting Party

- Hunter Bishop is tied for the national lead with 12 home runs this season - four more than any other player in the Pac-12
- Bishop has more home runs this season than he has strikeouts (11). He has also walked 16 times.
- The junior is second in the Pac-12 with a .442 batting average on the season - 14th nationally - and leads the league with 33 RBIs (3rd in the nation).

NUMERICAL QUICK ROSTER

No.	Name	Pos.	Cl.	B/T
3	Montoya, Chaz	LHP	L/L	Jr.
4	Bishop, Hunter	OF	L/R	Jr.
5	Williams, Alike	INF	R/R	So.
6	Swift, Drew	INF	R/R	So.
8	Marsh, Alec	RHP	R/R	Jr.
9	Ferri, Sam	C	R/R	R-So.
10	Garcia, Dusty	OF	L/R	Fr.
11	Dabovich, RJ	RHP	R/R	So.
12	Levine, Will	RHP	R/R	Fr.
14	Workman, Gage	INF	S/R	So.
15	Tolman, Erik	LHP	L/L	Fr.
17	Denson, Myles	OF	R/R	Jr.
18	Hauver, Trevor	OF	L/R	So.
19	Vander Kooi, Boyd	RHP	R/R	So.
20	Torkelson, Spencer	INF	R/R	So.
21	Aldrete, Carter	INF	R/R	Jr.
22	Davis, Colby	RHP	R/R	So.
24	Burzell, Blake	RHP	R/R	Fr.
26	Romero, Sam	RHP	R/R	Sr.
27	Lin, Lyle	C	R/R	Jr.
28	Austin, Cole	INF	R/R	R-Jr.
29	La Flam, Luke	RHP	R/R	Fr.
30	Corrigan, Brady	RHP	R/R	So.
31	Lidd, Marc	INF	R/R	Fr.
35	Cacchione, Dom	RHP	R/R	Fr.
38	Ramos, Keolu	C	R/R	Jr.
40	Cheema, Nick	C	R/R	Jr.

ALPHABETICAL QUICK ROSTER

No.	Name	Pos.	B/T	Cl.
21	Aldrete, Carter	INF	R/R	Jr.
28	Austin, Cole	INF	R/R	R-Jr.
4	Bishop, Hunter	OF	L/R	Jr.
24	Burzell, Blake	RHP	R/R	Fr.
35	Cacchione, Dom	RHP	R/R	Fr.
40	Cheema, Nick	C	R/R	Jr.
30	Corrigan, Brady	RHP	R/R	So.
11	Dabovich, RJ	RHP	R/R	So.
22	Davis, Colby	RHP	R/R	So.
17	Denson, Myles	OF	R/R	Jr.
9	Ferri, Sam	C	R/R	R-So.
10	Garcia, Dusty	OF	L/R	Fr.
18	Hauver, Trevor	OF	L/R	So.
29	La Flam, Luke	RHP	R/R	Fr.
12	Levine, Will	RHP	R/R	Fr.
31	Lidd, Marc	INF	R/R	Fr.
27	Lin, Lyle	C	R/R	Jr.
8	Marsh, Alec	RHP	R/R	Jr.
3	Montoya, Chaz	LHP	L/L	Jr.
38	Ramos, Keolu	C	R/R	Jr.
26	Romero, Sam	RHP	R/R	Sr.
6	Swift, Drew	INF	R/R	So.
15	Tolman, Erik	LHP	L/L	Fr.
20	Torkelson, Spencer	INF	R/R	So.
19	Vander Kooi, Boyd	RHP	R/R	So.
5	Williams, Alike	INF	R/R	So.
14	Workman, Gage	INF	S/R	So.

TWITTER: @ASU_BASEBALL

INSTAGRAM: @ASU_BASEBALL

FACEBOOK: SUNDEVILBASEBALL

2018 Sun Devil Baseball

GAME NOTES

- His 1.039 slugging percentage leads the country. He is also a perfect 8-for-9 on stolen base attempts - second in the Pac-12.
- Bishop has scored 34 runs on the season, a total that leads the Pac-12 and is second in the country.
- Bishop's .552 on-base percentage is third in the league and 11th in the country.
- Bishop leads the team in successfully advancing baserunners, doing so .691 percent of the time on 38-of-55 chances.
- He is the only player that has reached base in each of ASU's 20 games this season and currently holds the team's longest active hitting streak at 12 games.
- He leads the team with 9 multi-RBI games (three more than any other player) and is second on the squad with 11 multi-hit games.

Marshing to the Beat

- Alec Marsh has allowed three earned runs or fewer in 23 of his last 24 appearances dating back to his freshman season.
- Dating back to last season, Marsh has posted a quality start in 9 of his last 13 starts since assuming the mantle of Mr. Friday Night midway through the 2018 campaign. Each of Marsh's previous two Friday starts have resulted in shutout victories for ASU.
- Marsh posted three consecutive quality starts to open 2019 and is 5-0 on the season - tied for first nationally in victories.
- His 0.77 ERA is currently 17th in the nation and second in the Pac-12. His 34 strikeouts are currently third in the league as well.
- Marsh is first among Pac-12 pitchers with 35.0 innings pitched this season.
- Marsh has been absolutely dominant when runners reach base against him, holding opponents to just 9-of-54 hitting (.167) with runners on the base path.
- The junior is not hesitant about pounding the strike zone, recording a first-pitch strike a team-best 67.4 percent of the time this season and has fallen into 2-0 counts just 15 times on 144 batters faced on the year.
- Marsh dominates when getting ahead of the count, holding batters to 1-15 hitting (.067) with balls in play on 0-2 counts and 1-of-21 hitting (.048) on 1-2 counts with 17 combined strikeouts between the two.
- Marsh struck out 10 batters on Opening Night, the first time an ASU player had reached double digits in a game since Seth Martinez in March of 2016. Marsh also became the first Sun Devil in at least 20 years to throw 10 strikeouts on Opening Night. Since at least 1998 (as far back as readily accessible records go), no Sun Devil had struck out more than eight batters on Opening Night until Marsh's performance.

#LINSANITY

- Lyle Lin has embraced his new role as the team's designated hitter this season, currently third the Pac-12 and 25th in the nation with 26 RBIs.
- Lins 26 RBIs through the opening month are an incredible tally considering the junior had just 18 RBIs total during the 2018 season, despite starting every game.
- He has multiple RBIs in 6 games this season, good for second on the team.
- Lin is 9-for-13 this season in bringing runners from third home with less than two outs, a notable area of struggle for the junior was just 2-for-12 in the category last season.
- Lin is third on the team in advancing baserunners, doing so 32 times on 57 chances (.561).
- Lin recorded the game-winning RBI (the RBI that put ASU ahead for the remainder of the game) in all three of ASU's games against UC Davis.
- Lin became the first Sun Devil since 2014 to hit a grand slam with his round-tripper in the second game of the UC Davis series.
- Lin has started in all 130 games he has appeared in at Arizona State.

Put Me In, Coach

- The consummate team player, fans can expect to find Carter Aldrete all over the diamond this season. Aldrete has seen time in right field, second base, third base and on the mound this season.
- Aldrete is currently 5th in the Pac-12 with 23 RBIs this season. Of those 20 RBIs, 14 have come with two outs.
- He has 11 hits with two outs this season, second on the team and has a .379 average in the scenario on 11-of-29 hitting.
- Has four home runs on the season, already a career-high and tied for fifth in the Pac-12.
- Aldrete is second on the team in advancing runners home from third with less than two outs, doing so 6 times on 11 chances.
- Aldrete is tied for 8th in the Pac-12 in helping to turn 10 double plays this season.

- Had a monster game in Game 2 against Notre Dame, posting his first multi-home run game of his career while adding a career-best six RBIs in the process.

Just Like He Drew It Up

- Despite missing three weeks to injury, Drew Swift returned to the lineup and shown he is one of ASU's most improved hitters.
- The sophomore was batting .406 with 5 doubles and 9 RBIs in the early going of the year. The five doubles are already a career high, despite missing several weeks of action and currently sit just outside the Top-10 in the Pac-12.
- Batting out of the nine-hole this season, Swift successfully turned the order around over 50 percent of the time with his .512 on-base percentage.
- Swift has been a part of 8 double plays this season, despite the time missed.
- Prior to missing games with injury, Swift's 24 assists through 8 games were tops in the Pac-12. He has just one error this season on 48 chances (.979).
- Became the first Sun Devil since Jake Peevyhouse in 2014 to have three doubles in a game, doing so against San Diego.

A Lot to Alike

- Alike Williams has quietly continued to put up impressive numbers as a sophomore is currently second on the team in batting .397 with 19 RBIs as well as his first career home run against Fullerton.
- Williams is currently sixth in the Pac-12 with a .506 on-base percentage
- Williams leads the team with 6 doubles this season - tied for 7th in the Pac-12. He had 8 doubles in the entirety of his freshman season.
- Williams has been a part of 10 double plays this season, good for 8th in the Pac-12 and playing a key role in ASU currently sitting second in the Pac-12 with 21 double plays turned on the year (11th in the country).
- Last season, his 13 strikeouts were the lowest among players with at least 22 starts.
- As a freshman, Williams teamed up with fellow freshman infielder Drew Swift to execute 30 double plays.

Putting in the Work

- On the year, Gage Workman is batting .329 with 17 runs scored, three home runs, a triple and three doubles for a solid .506 slugging percentage.
- After not having a home run in the first four weeks of the year, Workman erupted for three in the Washington State series (two coming as a left-handed batter and the other as a right-handed batter).
- The sophomore is just outside the top-10 in the Pac-12 with 39 defensive assists this season.
- Workman has helped turn seven double plays on the season, helping ASU to currently being second in the Pac-12 with 21 double plays turned.
- Collegiate Baseball News Freshman All-American in 2018
- Collected seven triples as a freshman, tied for the fifth highest total in the country and second on the team behind the national leader in the category, teammate Gage Canning.
- Did not ground into a double play all last season, the only ASU regular that can make that claim.
- Posted an OPS of .805, slugging .466 (3rd on team) and reaching base at a .339 clip.

Filling the Boyd

- Boyd Vander Kooi is current 2-0 on the season and second on the team with 27 strikeouts in 27.0 innings pitched.
- Vander Kooi has 14 strikeouts looking on the season, good for 2nd in the Pac-12 Conference while his 27 strikeouts are tied for 11th.
- Vander Kooi and Marsh have combined to lead ASU to three consecutive Friday-night shutouts leading into this weekend.
- Made 10 appearances as a freshman last season, including five starts, finishing the campaign with a 3-3 record.
- His 3.00 ERA tied him for the lowest on the team among those with at least 36 innings pitched as a freshman last season
- Stuck out 35 batters, allowing just 12 earned runs in 36.0 innings pitched.
- Made his final five appearances (8.1 innings) out of the bullpen, preventing an earned run from scoring in four of the five outings.
- Did not allow an earned run in six of his ten outings.

Trev Lightly and Carry a Big Stick

- Perhaps no player on the Sun Devil roster has shown as much improvement this season as sophomore Trevor Hauver.
- The leadoff man has a .485 on-base percentage this season - a total good for 10th the Pac-12.

- Hauver has drawn 19 walks on the season - currently third in the Pac-12 and 37th nationally.
- Hauver has scored 29 runs this season, third in the league and 9th nationally
- Hauver has also showed plenty of pop in the bat, second on the team with six home runs this season - fourth in the Pac-12 and 30th nationally.
- As a leadoff batter in an inning, Hauver has reached base 14 times this season on 35 chances (.400).
- Hauver has been very productive for his teammates as well, successfully advancing runners 25 times on 45 chances (.556).

Pay the Tolman

- Erik Tolman has been thrust into several crucial spots as a true freshman this season and responded best when the lights were on.
- Tolman is 3-0 with a save this season and third on the team with a 0.92 ERA.
- Tolman has struck out 19 batters and in 19.2 innings pitched.
- The ERA is 0.1 innings pitched away from being fifth in the Pac-12.
- Opponents .136 batting average against this season is the lowest total in the Pac-12.
- Tolman has allowed just one extra-base hit this season - the lowest total among Pac-12 pitchers.

Dab On 'Em

- RJ Dabovich has proven to be one of the top offseason additions for the Sun Devils, currently posting a 4-0 record while dominating Sundays for the Sun Devils.
- Dabovich has a 2.57 ERA on the season, currently 11th among Pac-12 pitchers.
- His .219 batting average against is good for 10th in the league and his four wins are third in the league.

All That Chaz

- Chaz Montoya has quickly developed a role as the team's stopper in several crucial scenarios this season.
- Montoya leads the squad with 11 appearances in 20 games, posting a 0.87 ERA in 10.1 innings pitched with 13 strikeouts to 3 walks.
- Montoya has inherited 13 runners this season, allowing just one of them to score
- In his 11 appearances, Montoya has retired the first batter he has seen on 9 occasions.
- Montoya has not allowed an earned run since the second game of the season - a streak of nine consecutive appearances.
- Montoya has not walked a batter in his last 8 pitching appearances.
- Montoya is 2-0 on the season with a team-high two saves as well.

A Ferri Tale

- Forced to sit on the bench with injury for the majority of his first two seasons, catcher Sam Ferri has quickly established himself as a gamechanger as a regular in the ASU lineup.
- Ferri is batting .302 on the season with 11 RBIs and six extra-base hits.
- More importantly has been his effect on the game behind the plate, where he is fourth in the Pac-12 with four runners caught stealing this season and just one error on 128 chances.
- Ferri notched his first career home run in walk-off fashion, a solo shot in the bottom of the ninth to help clinch the series over Washington State.

Sam I Am

- Sam Romero has quietly put up impressive numbers this season, giving ASU solid midweek starts while being able to turn it around and eat some quality innings on the weekends as well.
- Romero is 1-0 this year with a 0.95 ERA in 19.0 innings pitched.
- Romero has struck out 15 batters to just four walks while allowing just two total earned runs on the year.

The Brady Bunch

- Brady Corrigan has quickly asserted himself as one of ASU's go-to players out of the pen, appearing in 11 of ASU's 20 games this season.
- Corrigan has inherited a team-high 14 runners this season, allowing just two of them to score.
- Corrigan has a 2.65 ERA in 17.0 innings pitched with a 2-0 record while sitting third on the team with 23 strikeouts.

Chicks Dig The Long Ball

- ASU's power numbers this season have been at another level with ASU already posting 34 home runs through 20 games - a total that is currently third nationally.
- Nine different Sun Devils have gone yard this season.

- ASU's 34 home runs are 10 more than any other team in the Pac-12 (Cal is second with 24).
- The Devils' .566 slugging percentage as a team is nearly 50 points higher than any other program in the conference.
- ASU had 50 home runs last season, a mark that the current roster is well on pace to demolish as the season goes on.

On The Ground

- The Sun Devil pitching staff has been exceptional at inducing soft contact this season and allowing balls to go into play for the defense to handle, currently leading the Pac-12 with 767 defensive chances this season.
- The frequent groundouts (173) have put the pressure on a Sun Devil defensive infield that had struggled with errors in recent seasons but the group has responded admirably to the extra chances this season.
- ASU has record 203 defensive assists this season, a total that leads the Pac-12
- The roster has turned 21 double plays on the year, second in the Pac-12 and 11th in the country.
- ASU is 40th nationally in fielding percentage (.977) which, while not where the team would like to be, is a far cry from the team that was 230th last season and 184th the season before.

2019 Sun Devil Baseball

HOME RUNS/DOUBLE PLAYS/PITCHING/TROPHY CASE

HOME RUN TRACKER

Player (Season, No.)	Gm #	Date	Opponent	On Base	Inning	Outs	Count	Score	Final
Carter Aldrete (1)	2	Feb. 16	Notre Dame	1	5	2	2-1	9-5	W, 20-7
Carter Aldrete (2)	2	Feb. 16	Notre Dame	2	6	2	2-2	14-5	W, 20-7
Hunter Bishop (1)	3	Feb. 17	Notre Dame	1	1	1	1-1	0-0	W, 16-5
Spencer Torkelson (1)	4	Feb. 20	San Diego	2	5	2	2-2	7-0	W, 12-2
Hunter Bishop (2)	6	Feb. 23	UC Davis	3	4	2	1-1	5-2	W, 13-3
Lyle Lin (1)	6	Feb. 23	UC Davis	3	5	2	3-1	9-2	W, 13-3
Trevor Hauver (1)	7	Feb. 24	UC Davis	2	4	0	1-2	13-0	W, 17-2
Lyle Lin (2)	8	Feb. 26	Pepperdine	0	2	0	2-0	0-0	W, 4-3
Trevor Hauver (2)	8	Feb. 26	Pepperdine	1	7	1	2-2	2-2	W, 4-3
Hunter Bishop (3)	9	March 1	Michigan State	2	3	1	3-0	0-0	W, 8-0
Hunter Bishop (4)	9	March 1	Michigan State	0	8	2	1-1	7-0	W, 8-0
Spencer Torkelson (2)	10	March 2	Michigan State	2	11	2	2-2	5-5	W, 8-5
Trevor Hauver (3)	11	March 3	Michigan State	0	1	0	1-1	0-0	W, 13-2
Hunter Bishop (5)	11	March 3	Michigan State	0	1	1	3-1	1-0	W, 13-2
Carter Aldrete (3)	11	March 3	Michigan State	0	4	0	2-2	7-0	W, 13-2
Trevor Hauver (4)	11	March 3	Michigan State	0	7	0	3-1	8-0	W, 13-2
Alika Williams (1)	12	March 5	Cal State Fullerton	2	3	1	0-1	3-0	W, 6-4
Hunter Bishop (5)	13	March 8	Xavier	1	1	1	1-1	0-0	W, 12-0
Lyle Lin (3)	13	March 8	Xavier	2	3	1	0-1	3-0	W, 12-0
Carter Aldrete (4)	13	March 8	Xavier	0	5	1	1-1	6-0	W, 12-0
Marc Lidd (1)	13	March 8	Xavier	0	7	0	2-1	10-0	W, 12-0
Hunter Bishop (7)	14	March 9	Xavier	0	1	2	1-1	0-0	W, 8-3
Trevor Hauver (5)	14	March 9	Xavier	0	6	1	2-1	7-3	W, 8-3
Hunter Bishop (8)	15	March 10	Xavier	2	3	2	1-1	0-1	W, 11-6
Trevor Hauver (6)	16	March 13	New Mexico State	0	2	2	2-2	2-1	W, 7-3
Hunter Bishop (9)	16	March 13	New Mexico State	3	3	0	1-0	3-1	W, 7-3
Hunter Bishop (10)	16	March 13	New Mexico State	0	8	0	3-2	6-3	W, 7-3
Gage Workman (1)	17	March 15	Washington State	0	2	1	2-1	0-0	W, 6-0
Gage Workman (2)	17	March 15	Washington State	2	3	2	1-1	2-0	W, 6-0
Spencer Torkelson (3)	18	March 16	Washington State	0	1	1	2-1	0-0	W, 8-7
Gage Workman (3)	18	March 16	Washington State	1	2	1	2-0	1-0	W, 8-7
Sam Ferri (1)	18	March 16	Washington State	0	9	0	2-1	7-7	W, 8-7
Hunter Bishop (11)	20	March 20	Cal Baptist	1	1	2	2-1	0-0	W, 15-9
Hunter Bishop (12)	20	March 20	Cal Baptist	1	3	1	2-2	2-0	W, 15-9

GO-AHEAD RBI/SCORE (RBI/Score responsible for the run to take a lead not relinquished)

Player	Gm #	Date	Opponent	Season #	Inning	Outs	Count	Result	Final
Sam Ferri	1	Feb. 15	Notre Dame	1	2	2	3-2	RBI 2B	10-1
Gage Workman (1)	2	Feb. 16	Notre Dame	1	5	1	1-1	PB E2T	20-7
Hunter Bishop	3	Feb. 17	Notre Dame	1	5	1	1-1	2 RBI HR	16-5
Drew Swift	4	Feb. 20	San Diego	1	2	2	1-0	RBI 2B	12-2
Lyle Lin	5	Feb. 23	UC Davis	1	8	1	2-0	RBI SF	3-2
Lyle Lin	6	Feb. 23	UC Davis	2	1	1	2-1	2 RBI 2B	13-3
Lyle Lin	7	Feb. 24	UC Davis	3	1	1	0-0	RBI 1B	17-2
Trevor Hauver	8	Feb. 26	Pepperdine	1	7	1	2-2	2 RBI HR	4-3
Hunter Bishop	9	March 1	Michigan State	2	3	1	3-0	3 RBI HR	8-0
Spencer Torkelson	10	March 2	Michigan State	1	11	2	2-2	3 RBI HR	8-5
Trevor Hauver	11	March 3	Michigan State	2	1	0	1-1	HR	13-2
Sam Ferri	12	March 5	Cal State Fullerton	2	2	1	1-1	RBI 43	6-0
Hunter Bishop	13	March 8	Xavier	3	1	1	1-1	2 RBI HR	12-0
Spencer Torkelson	14	March 9	Xavier	2	5	1	0-1	1 RBI 1B	8-3
Hunter Bishop	15	March 10	Xavier	3	3	2	1-1	3 RBI HR	11-6
Alika Williams	16	March 13	New Mexico State	1	1	2	2-2	2 RBI 1B	7-3
Gage Workman	17	March 15	Washington State	1	2	1	2-1	HR	6-0
Sam Ferri	18	March 16	Washington State	3	9	0	2-1	HR	8-7
Alika Williams	19	March 17	Washington State	2	3	1	1-2	1 RBI 1B	6-5
Hunter Bishop	20	March 20	Cal Baptist	4	1	2	2-2	HR	15-9

DOUBLE PLAYS

Gm #	Date	Opponent	Pitcher	Scoring	Players	Inning	Outs	Score	Final
2-Feb. 16	Notre Dame	Vander Kooi	.643 GDP	Williams-Swift-Torkelson	2	1	3-1	20-7	
2-Feb. 16	Notre Dame	La Flam	.643 GDP	Swift-Aldrete-Torkelson	9	0	20-7	20-7	
3-Feb. 17	Notre Dame	Dabovich	.543 GDP	Workman-Swift-Torkelson	1	0	0-0	16-5	
4-Feb. 20	San Diego	Cacchione	.463 GDP	Swift-Williams-Torkelson	8	1	12-2	12-2	
5-Feb. 23	UC Davis	Marsh	.643 GDP	Williams-Swift-Torkelson	4	1	0-0	3-2	
5-Feb. 23	UC Davis	Marsh	.463 GDP	Swift-Williams-Torkelson	6	1	0-2	3-2	
7-Feb. 24	UC Davis	Dabovich	.543 GDP	Workman-Aldrete-Torkelson	5	1	16-1	17-2	
7-Feb. 24	UC Davis	Dabovich	.163 GDP	Dabovich-Workman-Torkelson	7	1	17-1	17-2	
10-March 2	Michigan State	Tolman	.9-2 DP	Denson-Ferri	10	1	5-5	8-5	
12-March 5	Fullerton	Romero	.643 GDP	Williams-Aldrete-Torkelson	1	1	0-0	6-4	
12-March 5	Fullerton	Corrigan	.643 GDP	Williams-Aldrete-Torkelson	5	1	6-0	6-4	
12-March 5	Fullerton	Montoya	.543 GDP	Workman-Aldrete-Torkelson	6	1	6-0	6-4	
14-March 9	Xavier	Marsh	.643 GDP	Williams-Aldrete-Torkelson	5	0	3-3	8-3	
17-March 15	Washington St.	Marsh	.L43 DP	Aldrete-Torkelson	5	0	5-0	6-0	
17-March 15	Washington St.	Marsh	.L53 DP	Workman-Torkelson	6	0	5-0	6-0	
17-March 15	Washington St.	Romero	.5U-3 DP	Workman-Torkelson	8	1	6-0	6-0	
18-March 16	Washington St.	Vander Kooi	.543 GDP	Workman-Aldrete-Torkelson	2	1	1-0	8-7	
18-March 16	Washington St.	Vander Kooi	.L46 DP	Aldrete-Williams	5	1	3-3	8-7	
18-March 16	Washington St.	Montoya	.L43	Aldrete-Torkelson	9	1	7-7	8-7	
19-March 17	Washington St.	Dabovich	.L64 DP	Williams-Swift	3	0	2-3	6-5	
20-March 20	Cal Baptist	Romero	.463 GDP	Swift-Williams-Torkelson	5	1	10-0	15-0	

2018 TROPHY CASE

Spencer Torkelson

All-America Teams (Collegiate Baseball News (2nd Team); Baseball America (2nd Team); National Collegiate Baseball Writers of America (3rd Team); Perfect Game (3rd Team))

National Honors (National Co-Freshman of the Year – Collegiate Baseball News; National Freshman Hitter of the Year – NCWBA; National Freshman of the Year – Perfect Game; Golden Spikes Award Semifinalist; Dick Howser Trophy Semifinalist)

Freshman All-America Teams (Collegiate Baseball News; NCWBA; Perfect Game)

Pac-12 Awards (Freshman of the Year; All-Conference First Team Selection)

Other Sun Devil Honors

Pac-12 All-Conference (Spencer Torkelson - First Team; Gage Canning - First Team; Carter Aldrete - Honorable Mention; Lyle Lin - Honorable Mention)

Pac-12 All-Defensive Team Gage Canning - First Team, Outfielder

Freshman All-Americans Spencer Torkelson - Collegiate Baseball News (National Co-Freshman of the Year); NCWBA (1st Team – National Freshman Hitter of the Year); Dellan Raish – Collegiate Baseball News; Gage Workman - Collegiate Baseball News

Pac-12 All-Academic Team Eli Lingos – First Team; Dellan Raish – Second Team; Hunter Bishop – Honorable Mention; Connor Higgins – Honorable Mention; Gage Canning – Honorable Mention

MLB Draft Picks Gage Canning (5th Rd/Nationals); Fitz Stadler (18th Rd/Blue Jays); Eli Lingos (22nd Rd/Indians); Lyle Lin (29th Rd/Astros); Connor Higgins (30th Rd/Angels)

2019 TROPHY CASE

Spencer Torkelson

Preseason All-America Teams (Collegiate Baseball News (1st Team); National Collegiate Baseball Writers of America (1st Team); Perfect Game (1st Team); D1Baseball.com (1st Team), Baseball American (2nd Team))

Pac-12 Players of the Week

Spencer Torkelson (Feb. 19)

Hunter Bishop (March 12)

SAVES

No.	Date	Opponent	Pitcher (Save #)	IP (H, R-ER, BB, K)
1	2/23	UC Davis	Erik Tolman (1)	1.0 (0, 0-0, 0, 0)
2	2/26	Pepperdine	Blake Burzell (1)	1.2 (0, 0-0, 0, 1)
3	3/14	New Mexico St.	Chaz Montoya (1)	1.2 (0, 0-0, 0, 3)
4	3/17	Washington St.	Chaz Montoya (2)	0.1 (0, 0-0, 0, 1)

QUALITY STARTS

No.	Date	Opponent	Pitcher (QS #)	IP (H, R-ER, BB, K)
1	2/15	Notre Dame	Alec Marsh (1)	6.2 (4, 1-1, 1, 10)
2	2/23	UC Davis	Alec Marsh (2)	8.0 (7, 2-1, 1, 5)
3	2/24	UC Davis	RJ Dabovich (1)	7.0 (4, 1-1, 3, 1)
4	3/1	Michigan State	Alec Marsh (3)	7.0 (5, 0-0, 2, 6)
5	3/3	Michigan State	RJ Dabovich (2)	6.0 (4, 1-1, 2, 5)
6	3/8	Xavier	Boyd Vander Kooi (1)	7.0 (5, 0-0, 2, 6)
7	3/10	Xavier	RJ Dabovich (3)	6.1 (5, 3-1, 3, 6)
8	3/15	New Mexico St.	Alec Marsh (4)	6.1 (6, 0-0, 2, 4)

2019 Sun Devil Baseball

SERIES STATS AND INDIVIDUAL STREAKS

SERIES STATS

HITTING	W-L	AVG.	R	H	2B	3B	HR	RBI	BB	SO
NOTRE DAME	3-0	.387	46	43	8	0	3	41	22	20
UC DAVIS	3-0	.407	33	44	7	2	3	33	14	16
MICHIGAN STATE	3-0	.339	20	41	8	1	7	28	15	20
XAVIER	3-0	.340	31	35	5	0	7	28	19	18
WASHINGTON STATE	3-0	.327	20	34	4	1	5	18	7	22
MIDWEEKS	5-0	.316	44	56	11	2	9	42	30	44

PITCHING	W-L	ERA	H	R	ER	BB	SO	SV	SCORE
NOTRE DAME	3-0	4.33	25	13	13	18	30	0	46-13
UC DAVIS	3-0	1.67	20	7	5	6	23	1	33-7
MICHIGAN STATE	3-0	1.55	20	7	5	8	30	1	29-7
XAVIER	3-0	1.67	20	9	5	13	27	0	31-9
WASHINGTON STATE	3-0	3.33	30	12	10	10	21	1	20-12
MIDWEEKS	5-0	3.00	43	21	15	19	48	2	44-21

Multiple Hit Games	2	3	4	5+	Total
Torkelson, Spencer	10	1	1	-	12
Bishop, Hunter	8	1	2	-	11
Hauver, Trevor	6	3	-	-	9
Lin, Lyle	4	4	-	-	8
Workman, Gage	4	2	1	-	7
Ferri, Sam	6	-	-	-	6
Aldrete, Carter	2	3	-	-	5
Williams, Alika	3	-	2	-	5
Denson, Myles	1	3	-	-	4
Swift, Drew	2	2	-	-	4
Tolman, Erik	-	1	-	-	1
TEAM	46	20	6	0	72

Multiple RBI Games	2	3	4	5+	Total
Bishop, Hunter	3	3	2	1	9
Lin, Lyle	3	1	1	1	6
Williams, Alika	4	2	-	-	6
Torkelson, Spencer	1	3	2	-	6
Aldrete, Carter	3	2	-	1	6
Workman, Gage	4	-	1	-	5
Hauver, Trevor	2	1	-	1	4
Swift, Drew	2	1	-	-	3
Ferri, Sam	2	1	-	-	3
Denson, Myles	-	1	-	-	1
TEAM	24	15	6	4	49

Hitting Streaks	Longest	Current
Bishop, Hunter	12	12
Hauver, Trevor	11	1
Williams, Alika	10	6
Workman, Gage	8	1
Denson, Myles	7	-
Torkelson, Spencer	7	5
Aldrete, Carter	6	2
Swift, Drew	4	2
Lin, Lyle	4	2
Ferri, Sam	3	-
Lidd, Marc	1	-
Garcia, Dusty	1	1
Cheema, Nick	1	1
Tolman, Erik	1	-

Reached Base Streaks	Longest	Current
Bishop, Hunter	20	20
Williams, Alika	13	6
Torkelson, Spencer	12	12
Hauver, Trevor	12	7
Workman, Gage	9	9
Denson, Myles	8	-
Aldrete, Carter	8	2
Swift, Drew	7	2
Ferri, Sam	6	-
Lin, Lyle	6	2
Garcia, Dusty	3	1
Lidd, Marc	1	-
Tolman, Erik	1	-
Montoya, Chaz	1	1

2019 Sun Devil Baseball

#SUNDEVILPRIDE

Regular Season Success (entering 2019 season)

- ASU has the highest winning percentage among all Pac-12 schools and the fifth-highest winning percentage among all NCAA schools at .663 (2859-1445-8) behind Texas, Florida State, Miami (FL) and Oklahoma State.
- ASU's 2,859 wins are seventh among all NCAA schools.
- ASU has finished the season nationally ranked in 45 seasons, including 27 times in the top 10, 22 in the top 5 and five No. 1
- ASU has 30 40-win seasons, 18 50-win seasons and four 60-win seasons

Postseason Success

- 39 NCAA postseason appearances, sixth most in NCAA history, 32 NCAA Regional appearances and 19 Regional titles
- 22 CWS appearances are fourth in NCAA history (Miami (FL))
- 61 CWS wins are both the third-most in NCAA history (Texas, USC)
- 10 CWS final appearances, third most in NCAA history behind USC and Texas (five National Championships, five runner-ups)

Pacing The Pac-12 In All-Conference Selections

ASU leads the Pac-12 with 37 First Team All-Conference selections since 2010

A Tradition Of USA Collegiate Baseball

ASU has had 34 players on the USA Baseball Collegiate National Team with Spencer Torkelson (2018) being the most recent member, which is the third-most among all NCAA schools behind USC (53) and Stanford (40). A Sun Devil has been represented on the Collegiate National Team in 26 different seasons, which is third-most behind Stanford and Cal State Fullerton (27). Sun Devils Ryan Burr, Casey Myers and Dustin Pedroia are the only three Devils to make the team in two separate seasons.

Alone At The Top

ASU's 11 College Baseball Hall of Famers are the most from any single school in college baseball.

ASU's National College Baseball Hall of Famers

Joe Arnold (ASU: 1968; HOF: 2015)
Sal Bando (ASU: 194-65 HOF: 2013)
Eddie Bane (ASU: 1971-73; HOF: 2008)
Floyd Bannister (ASU: 1974-76; HOF: 2008)
Alan Bannister (ASU: 1970-72; HOF: 2010)
Jim Brock (ASU: 1972-94; HOF: 2007)
Bob Horner (ASU: 1976-78; HOF: 2006)
Mike Kelly (ASU: 1989-91; HOF 2015)
Oddibe McDowell (ASU: 1983-84; HOF: 2011)
Rick Monday (ASU: 1965; HOF: 2016)
Bobby Winkles (ASU: 1959-71; HOF: 2006)

National College Baseball Hall of Famers by School

Arizona State - 11
Texas - 10
Wichita State - 5
Louisiana State - 4
Miami - 4
Michigan - 4
Oklahoma State - 4
USC - 4

Success Against The Pac-12 Since 2000

- ASU is 17-2 in series' against Washington State with 7 sweeps
- ASU is 12-7 in series' against UCLA with 3 sweeps
- ASU is 11-8 in series' against USC with 3 sweeps
- ASU is 12-7 in series' against Cal with 5 sweeps
- ASU is 11-8 in series' against Washington with 5 sweeps
- ASU is 12-6 in series' (with 2 sweeps) against UA
- ASU is 10-9 in series' (with 4 sweeps) against Oregon State
- ASU is 8-2 in series' (with 3 sweeps) against Oregon
- ASU is 5-1 in series' (with 4 sweeps) against Utah

The only school in the league with an advantage over ASU since 2000 is Stanford. The Devils are 8-11 in series vs. the Cardinal in that span (ASU: 5 sweeps / Stanford: 2)

ASU has played 168 Pac-10/12 conference series since 2000 and has won or swept 106 of those series (including 41 sweeps), which equates to 63.2 percent. Conversely, ASU has only been swept 9 times in that span.

All-Time Records*

All-time record: 2879-1445-8
All-time conference: 854-520
Ranked opponents (Since 2010): 75-74
24 wins over top-10 teams, including two road series wins over top-5 teams
Season openers: 47-13-1
Doubleheaders: 492-145
Conference openers: 31-26 all-time
(3-5 in Pac-12, 17-14 in Pac-10, 10-7 in WAC)
Postseason: 169-78
Regionals/Supers: 84-30/11-7
College World Series: 61-38

**44 victories, Pac-10 championship, postseason appearance and College World Series berth in 2007 later vacated due to NCAA sanctions. Records do not reflect vacations.*

Feeling the Draft

10 members of the 2018 squad have had their name called during the MLB draft but have chosen to continue their academic and athletic pursuits at ASU.

Player	Round	Team	Year
Lyle Lin	16th	Mariners	2016
	29th	Astros	2018
Hunter Bishop	24th	Padres	2016
Carter Aldrete	37th	Red Sox	2016
Sam Ferri	38th	Yankees	2016
Gage Workman	14th	Brewers	2017
Colby Davis	23rd	Yankees	2017
Alika Williams	32nd	Yankees	2017
Boyd Vander Kooi	36th	Diamondbacks	2017
Trevor Hauver	37th	Royals	2017
RJ Dabovich	18th	Royals	2018

MLB Devils

There are currently 19 former Sun Devils on MLB Spring Training rosters this season.

Jake Barrett	Giants
Kole Calhoun	Angels
Ian Kinsler	Padres
Deven Marrero	Marlins
Dustin Pedroia	Red Sox
Trevor Williams	Pirates
Austin Barnes	Dodgers
Adam McCreery	Dodgers
Mike Leake	Mariners
Andrew Romine	Phillies
Eric Sogard	Brewers
Tuffy Gosewisch	Brewers
Tony Barnette	Cubs
Jason Kipnis	Indians
Merrill Kelly	Diamondbacks
Andrew Aplin	Diamondbacks
Ryan Burr	White Sox
Brian Serven	Rockies
Brady Rodgers	Astros

Today's Devils Are Tomorrow's Major Leaguers

- Most players taken in the MLB Draft since 2010 (57)
- ASU's 110 Major Leaguers since 1959 are the most in the nation
- The first-ever player drafted by the MLB was Sun Devil alum Rick Monday
- ASU is the only school at any level to have multiple No. 1 overall picks in June MLB Draft history
- Most unique first round players taken in the June MLB Draft with 20 - (excludes compensation picks and re-draftees)
- Most players drafted in a single year (15 in 2008)
- 437 MLB Draft Picks, more than any other school in the country.

Movin' On Up

- As has become commonplace at Arizona State, five Sun Devils heard their names called in the MLB Draft following the 2018 season. The Sun Devils have had five or more players drafted in 47 of MLB Drafts held since 1956 and five or more players have gotten the call in 14 of the last 16 seasons.

Keeping the Tradition Alive

- Two Sun Devils made their debuts in the MLB during the 2018 season, bringing ASU's total to 110 all-time - the most among all NCAA schools since 1959. Ryan Burr (White Sox) and Adam McCreery (Braves) each saw their first Big League action when the rosters expanded this past season.
- The Sun Devils have now had at least one major league player on their varsity roster each year from 1961 through 2015, which is the longest current streak in the nation.
- Thirty-five ASU baseball players have made their MLB debuts since 2002.

Making an Impact

- Since 1999, Sun Devils in the major league have the second-highest WAR among all colleges in the country with a Sun Devil WAR of 152 coming in behind only Long Beach State (214), according to Baseball America.
- The 2008 Sun Devils boasted a trio of eventual first-round picks in 1B Ike Davis (2008, 1st round), 3B Brett Wallace (2008, 1st round) and RHP Mike Leake (2009, 8th overall), plus also OF Jason Kipnis (2009, 2nd round). Davis, Leake and Kipnis all had moments in the sun in the big leagues.
- The program's brightest light is 2B Dustin Pedroia (2004, 2nd round). He and OF Andre Ethier (2003, 2nd round) teamed up in 2002 and 2003.
- Pirates RHP Trevor Williams (2013, 2nd round) is the most prominent ASU alum in his peak years.

#MLBU

2019 Sun Devil Baseball

ROSTER

PITCHERS (12)

No.	Name	Yr	B/T	HT	WT	Hometown (High School)
24	Blake Burzell	Fr.	R/R	6'6"	225	Laguna Beach, Calif. (Laguna Beach)
35	Dom Cacchione	Fr.	R/R	6'2"	175	Menlo Park, Calif. (Sacred Heart Prep)
30	Brady Corrigan	So.	R/R	6'2"	210	Plainfield, Ill. (Plainfield North)
11	RJ Dabovich	So.	R/R	6'3"	215	Pueblo, Colo. (Pueblo West/Central Arizona)
22	Colby Davis	So.	R/R	6'8"	235	Scottsdale, Ariz. (Chaparral)
29	Luke La Flam	Fr.	R/R	6'2"	200	Aurora, Colo. (Grandview)
12	Will Levine	Fr.	R/R	6'2"	200	Mission Viejo, Calif. (Mission Viejo)
8	Alec Marsh	Jr.	R/R	6'2"	220	Milwaukee, Wis. (Ronald Reagan)
3	Chaz Montoya	Jr.	L/L	6'0"	160	Glendale, Ariz. (Centennial)
26	Sam Romero	Sr.	R/R	6'2"	195	Phoenix, Ariz. (Alhambra/Phoenix College)
15	Erik Tolman	Fr.	L/L	6'2"	190	Lake Forest, Calif. (El Toro)
19	Boyd Vander Kooi	So.	R/R	6'5"	220	Mesa, Ariz. (Skyline)

CATCHERS (4)

40	Nick Cheema	Jr.	R/R	5'11"	195	Weatherford, Texas (Aledo/Central Arizona)
9	Sam Ferri	RS So.	R/R	5'11"	185	Norridge, Ill. (Notre Dame College Prep)
27	Lyle Lin	Jr.	R/R	6'1"	200	Taipei, Taiwan (JSerra Catholic)
38	Keolu Ramos	Jr.	R/R	5'10"	185	Mililani, Hawa. (Mililani/San Mateo College)

INFIELDERS (7)

21	Carter Aldrete	Jr.	R/R	6'2"	205	Monterey, Calif. (Monterey)
28	Cole Austin	RS Jr.	R/R	6'2"	190	Kennesaw, GA (Harrison/West Virginia)
31	Marc Lidd	Fr.	R/R	6'4"	210	Irvine, Calif. (Crean Lutheran)
6	Drew Swift	So.	R/R	6'0"	155	Chandler, Ariz. (Hamilton)
20	Spencer Torkelson	So.	R/R	6'1"	220	Petaluma, Calif. (Casa Grande)
5	Alika Williams	So.	R/R	6'2"	180	San Diego, Calif. (Rancho Bernardo)
14	Gage Workman	So.	S/R	6'4"	200	Queen Creek, Ariz. (Basha)

OUTFIELDERS (4)

4	Hunter Bishop	Jr.	L/R	6'5"	210	Palo Alto, Calif. (Serra)
17	Myles Denson	Jr.	R/R	6'2"	185	Las Vegas, Nev. (Bishop Gorman)
10	Dusty Garcia	Fr.	L/R	6'0"	175	Port Orchard, Wash. (South Kitsap)
18	Trevor Hauver	So.	L/R	6'0"	205	Chandler, Ariz. (Perry)

13 **Head Coach:** Tracy Smith

2 **Associate Head Coach/Recruiting Coordinator:** Ben Greenspan

47 **Assistant Coach/Pitching Coach:** Mike Cather

7 **Assistant Coach/Hitting Coach:** Michael Earley

23 **Undergraduate Student Assistant Coach:** David Greer

Director of Operations: Daniel Stolper

Sports Medicine/Rehabilitation: Jesse Lowman

Strength and Conditioning: Jason Robbins

Quality Control: Sean Cashman

NUMERICAL

NUMERICAL

3	Chaz Montoya	6-1	160	LHP	L/L	Jr.	Glendale, Ariz./Centennial
4	Hunter Bishop	6-5	210	OF	L/R	Jr.	Palo Alto, Calif./Serra
5	Alika Williams	6-2	165	INF	R/R	So.	San Diego, Calif./Rancho Bernardo
6	Drew Swift	6-0	150	INF	R/R	So.	Chandler, Ariz./Hamilton
8	Alec Marsh	6-2	220	RHP	R/R	Jr.	Milwaukee, Wis./Ronald Reagan
9	Sam Ferri	5-11	185	C	R/R	R-So.	Norridge, Ill./Notre Dame College Prep
10	Dusty Garcia	6-0	170	OF	L/R	Fr.	Port Orchard, Wash./South Kitsap
11	RJ Dabovich	6-3	190	RHP	R/R	So.	Pueblo, Colo./Central Ariz./Pueblo West
12	Will Levine	6-2	189	RHP	R/R	Fr.	Mission Viejo, Calif./Mission Viejo
14	Gage Workman	6-4	175	INF	S/R	So.	Queen Creek, Ariz./Basha
15	Erik Tolman	6-2	180	LHP	L/L	Fr.	Lake Forest, Calif./El Toro
17	Myles Denson	6-2	180	OF	R/R	Jr.	Las Vegas, Nev./Bishop Gorman
18	Trevor Hauver	6-0	190	OF	L/R	So.	Chandler, Ariz./Perry
19	Boyd Vander Kooi	6-5	210	RHP	R/R	So.	Mesa, Ariz./Skyline
20	Spencer Torkelson	6-1	205	INF	R/R	So.	Petaluma, Calif./Casa Grande
21	Carter Aldrete	6-2	205	INF	R/R	Jr.	Monterey, Calif./Monterey
22	Colby Davis	6-8	225	RHP	R/R	So.	Scottsdale, Ariz./Chaparral
24	Blake Burzell	6-6	210	RHP	R/R	Fr.	Laguna Beach, Calif./Laguna Beach
26	Sam Romero	6-2	180	RHP	R/R	Sr.	Phoenix, Ariz./Alhambra
27	Lyle Lin	6-1	201	C	R/R	Jr.	Taipei, Taiwan/JSerra Catholic
28	Cole Austin	6-2	185	INF	R/R	R-Jr.	Kennesaw, Ga./Harrison
29	Luke La Flam	6-2	195	RHP	R/R	Fr.	Aurora, Colo./Grandview
30	Brady Corrigan	6-2	200	RHP	R/R	So.	Plainfield, Ill./Plainfield North
31	Marc Lidd	6-4	200	INF	R/R	Fr.	Irvine, Calif./Crean Lutheran
35	Dom Cacchione	6-2	170	RHP	R/R	Fr.	Menlo Park, Calif./Sacred Heart Prep
38	Keolu Ramos	5-11	180	C	R/R	Jr.	Mililani, Hawaii/Mililani
40	Nick Cheema	5-11	205	C	R/R	Jr.	Weatherford, Texas/Aledo/Central Arizona

PRO-NUN-SEE-AY-SHUNS

Carter Aldrete - AL-dreh-tee
 Dom Cacchione - kuh-SHONE
 Nick Cheema - CHEE-muh
 RJ Dabovich - DAB-oh-vich
 Sam Ferri - FAIR-ee
 Trevor Hauver - HAW-ver
 Will Levine - leh-VEEN
 Boyd Vander Kooi - VAN-der KOY

ALPHABETICAL

No.	Name	Pos.
21	Aldrete, Carter	INF
28	Austin, Cole	INF
4	Bishop, Hunter	OF
24	Burzell, Blake	RHP
35	Cacchione, Dom	RHP
40	Cheema, Nick	C
30	Corrigan, Brady	RHP
11	Dabovich, RJ	RHP
22	Davis, Colby	RHP
17	Denson, Myles	OF
9	Ferri, Sam	C
10	Garcia, Dusty	OF
18	Hauver, Trevor	OF
29	LaFlam, Luke	RHP
12	Levine, Will	RHP
31	Lidd, Marc	INF
27	Lin, Lyle	C
8	Marsh, Alec	RHP
3	Montoya, Chaz	LHP
38	Ramos, Keolu	C
26	Romero, Sam	RHP
6	Swift, Drew	INF
15	Tolman, Erik	LHP
20	Torkelson, Spencer	INF
19	Vander Kooi, Boyd	RHP
5	Williams, Alika	INF
14	Workman, Gage	INF

BY POSITION

Catchers	4
Pitchers	12
Infielders	7
Outfielders	4

BY CLASS

Seniors	1
Juniors	9
Sophomores	10
Freshmen	7

BATTING

Lefties	3
Righties	11
Switch	1

PITCHING

Righties	10
Lefties	2

Hitting Categories

Hit a grand slam.....	Lyle Lin, Feb. 23, 2019 vs. UC Davis (W, 13-3)
Hit a walkoff HR.....	Sam Ferri, March 16, 2019 vs. Washington State (solo shot in 9th inning)
Led off the game with a HR.....	Trevor Hauver, March 3, 2019 vs. Michigan State (W, 13-2)
Hit for the cycle.....	Travis Buck, March 7, 2003 vs. Southern Utah (W, 19-0)
Team hit for the cycle to open the game.....	April 27, 2003 vs. Washington State (HR/2B/1B/3B)
Hit back-to-back HRs.....	Spencer Torkelson and Gage Canning, April 21, 2018, vs. Utah
Hit back-to-back-to-back HRs.....	Max Rossiter (3-run), RJ Ybarra and Trevor Allen, May 5, 2013 vs. Stanford
Hit two HRs in one game.....	Hunter Bishop (2), March 20, 2019 vs. Cal Baptist (W, 15-9)
A freshman hit two HR in one game.....	Spencer Torkelson, April 14, 2018, at #2 Stanford
Hit three HRs in one game.....	Joey DeMichele, May 1, 2011 vs. Stanford (TIES ASU RECORD)
Had five hits in one game.....	Gage Canning, March 18, 2018 vs. Oregon (5-for-5)
Had six hits in one game.....	Travis Buck, March 13, 2005 vs. Western Illinois (went 6-for-8, 3 RBI)
Had seven hits in one game.....	Jerry Mantlo, February 6, 1972 vs. Michigan
Had three doubles in one game.....	Alika Williams, March 3, 2019 vs. Michigan State (W, 13-2)
Had four doubles in one game.....	Travis Buck, February 28, 2004 vs. Connecticut (W, 16-5)
Hit two triples in one game.....	Gage Canning, March 3, 2018 vs. Oklahoma State
Had seven RBI in one game.....	Trevor Hauver, Feb. 24, 2019 vs. UC Davis (W, 17-2)
Had eight RBI in one game.....	Kiel Roling, March 17, 2007 vs. Maine
Had nine RBI in one game.....	Jeremy West, April 27, 2003 vs. Washington State
Stole four bases in one game.....	Drew Maggi, April 10, 2010 at Washington St. (TIES ASU RECORD)
Stole home.....	Colby Woodmansee, March 6, 2016 vs. Eastern Michigan (W, 8-1)
Struck out four or more times in one game.....	Lyle Lin, April 28, 2017 at Oregon (4K's in L, 2-0)
Hitter stranded six runners on base.....	Spencer Torkelson (6), Feb. 20, 2019 vs. San Diego (W, 12-2)
Recorded 13 total bases.....	Gage Canning (13), April 27, Gage Canning, March 18, 2018 vs. Oregon (2 HR, 1 3B, 2 1B)
Had an inside-the-park home run.....	Gage Canning, March 18, 2018 vs. Oregon (W, 18-4)
Had an inside-the-park home run AND a traditional home run.....	Gage Canning, March 18, 2018 vs. Oregon (W, 18-4)
Scored five runs in one game.....	Hunter Bishop (5), March 8, 2019 vs. Xavier (W, 12-0)
Was hit by a pitch two or more times.....	Spencer Torkelson, 2, vs. Utah, April 21, 2018
Walked 4+ times.....	4, Trevor Hauver, vs. Notre Dame, Feb. 16, 2019 (W, 20-7)
Opponent hit two HRs in one game.....	JJ Matijevic (at #8 Arizona), April 4, 2017 (L, 2-11)
Opponent hit a walkoff HR.....	Justin Herrero, at Washington State, March 29, 2018 (off Chaz Montoya)
Opponent hit a leadoff HR.....	Andy Lentz (Washington), May 17, 2008 at Packard Stadium (off Josh Satow)

Pitching Categories

Threw a no-hitter.....	Ryan Hingst, March 25, 2016 vs. Utah, (W, 5-0)
Threw a perfect game.....	Eddie Bane, March 2, 1973, vs. Cal State Northridge (W, 9-0)
Threw a one-hitter.....	Brian Flores, May 20, 2007 at Oregon State (W, 8-1)
Threw a two-hitter.....	Will Waldrip, Jan. 23, 1999 vs. Hawaii-Hilo (W, 3-0)
Were no-hit.....	Phil Keller, March 23, 1970 vs. Stanford (L, 1-0)
Were one-hit.....	Noah Bremer, at Washington, May 12, 2017 (L, 0-4)
Threw a complete game.....	Eli Lingos, March 30, 2018 at Washington St. (W, 7-0)
Threw a complete game shutout.....	Eli Lingos, March 30, 2018 at Washington St. (W, 7-0)
Threw back-to-back complete games.....	Trevor Williams, 3/1/13 vs. Pacific (W, 8-1) and 3/9 vs. Long Beach State (W, 4-0)
Threw back-to-back complete game shutouts.....	Brady Rodgers/Kramer Champlin, May 20 and 21, 2011 at Washington
Had an opposing pitcher throw a complete game.....	Noah Bremer, at Washington, May 12, 2017 (L, 0-4)
Shut out an opponent (one or more pitchers).....	March 15, 2019 vs. Washington State (6-0, 3 pitchers)
Were shutout.....	vs. UNCW, March 10, 2018 (0-9)
Struck out 10 or more batters in a game.....	Alec Marsh (10), Feb. 15, 2019 vs. Notre Dame (6.2 IP)
Struck out 15 or more batters in a game.....	Mike Leake (15), May 30, 2009 vs. Oral Roberts (CG, 4-1 Win in Tempe Regional)
Had an opposing pitcher strike out 10 or more Sun Devils.....	Luke Heimlich (11), at Oregon State, April 27, 2018 (L, 6-2)
Did not walk a batter (complete game).....	Ryan Kellogg, May 14, 2015 vs. Washington State (W, 5-0)
Recorded 10 wins in a season.....	Ryan Kellogg, 11-1 (2013)
Hit three batters in a game.....	Brett Lilek (3), April 4, 2015 at Utah (W, 6-5)

Fielding Categories

Had no errors in three straight games.....	Feb 15-16-17, 2019 vs. Notre Dame
Committed three or more errors in one game.....	Andrew Snow (3), Feb. 17, 2017 vs. Northwestern
Had 16 or more putouts in one game.....	Zach Wilson(20), First Base, April 21, 2011 at Cal
Had 20 or more put outs in one game.....	Zach Wilson (20), First Base, April 21, 2011 at Cal
Had eight or more assists in one game.....	Drew Swift (8), Shortstop, May 14, 2018 vs. Pacific
Caught and pitched in the same game.....	Jordan Swagerty, March 17, 2010 vs. USC (2x in 2010)
Turned four double plays in one game.....	April 22 2017, vs. CSUB
Turned five+ double plays in one game.....	5, April 25, 2010, vs. Washington (TIES ASU RECORD)
Turned a triple play.....	Eric Sogard (2B), Brett Wallace (1B) and Andrew Romine SS, February 27, 2007 at Arizona

Scoring and Misc. Categories

Recorded 20+ hits.....	20, Feb. 16, 2019 vs. Notre Dame (W, 20-7)
Recorded 20+ hits in back-to-back games.....	22 and 22, February 3-4, 2007 vs. Southern Utah
Scored 20+ runs.....	20, Feb. 16, 2019 vs. Notre Dame (W, 20-7)
Scored 30+ runs.....	30, March 13, 2005 vs. Western Illinois (W, 30-13 in Baton Rouge, La.)
Scored 10+ runs in one inning.....	11, April 26, 2015 vs. Tennessee Tech (W, 16-4)
Left 15+ runners on base in one game.....	15, March 5, 2016 vs. Eastern Michigan (W, 5-4 (11))
Stranded 15+ opponent runners on base in one game.....	16, March 17, 2019, vs Washington State (W, 6-5)
Surrendered a ninth inning lead.....	March 16, 2019, vs. Washington State (led 7-6, won 8-7)
Swept a three-game Pac-12 series.....	March 15-17, 2019 vs. Washington St (6-0, 8-7, 6-5)
Swept a three-game Non-Conference series.....	March 8-10, 2019 vs. Xavier (12-0, 8-3, 11-6)
Were swept in a Pac-12 series.....	April 13-15, 2018 at #2 Stanford (1-3, 6-11, 3-10)
Were swept in a Pac-12 series at home.....	May 18-20 vs. #15 Arizona (5-6, 1-3, 5-9)
Played in extra innings.....	March 2, 2019 vs. Michigan State (W, 8-5)
Played in 14+ innings.....	14, March 9, 2016 at Cal State Fullerton (W, 2-1 W)
Played back-to-back extra inning games.....	March 29-30, 2018, at Washington State (L, 8-7 (10)), (L, 4-3 (11))
Played a game lasting 5+ hours.....	5 hours, 12 minutes, May 30, 2015 vs. Cal State Fullerton in Fullerton Regional (L, 3-2 (14))

Record When...

Overall	20-0	Scoring 0-2 runs	0-0	After 8 leading	19-0
Conference	3-0 3-5 runs	2-0 trailing	0-0
Non-Conference	17-0 6-9 runs	8-0 tied	1-0
Home games	19-0 10+ runs	10-0	Hit 0 home runs.....	3-0
Away games	1-0	Opponent 0-2 runs.....	8-0	... 1 home run	6-0
Neutral site	0-0 3-5 runs.....	8-0	... 2+ home runs	11-0
Day games	6-0 6-9 runs.....	4-0	Opponent 0 home runs	10-0
Night games	14-0 10+ runs	0-0 1 home run	10-0
vs Left starter	6-0	Scored in 1st inning	10-0 2+ HRs	0-0
vs Right starter	14-0	Opp. scored in 1st	3-0	Made 0 errors	7-0
1-Run games.....	4-0	Scores first	15-0	... 1 error	9-0
2-Run games	1-0	Opp. scores first	5-0	... 2+ errors	4-0
5+Run games	13-0	After 6 leading	18-0	Opp. made 0 errors.....	2-0
Extra innings	1-0 trailing	2-0 1 error	7-0
Shutouts	3-0 tied	0-0 2+ errors	11-0
		After 7 leading	19-0	Out-hit opponent	18-0
	 trailing	1-0	Out-hit by opponent	1-0
	 tied	0-0	Hits are tied	1-0

A Look At the Pitching Staff

Arizona State Starters

Pitcher	Starts/QS	Pct.	PC/Start	IP/Start	ER Against/ Start	Runs For/Start	PCK	DP	Team Record
Alec Marsh	5/4	80.0	376/95.2	33.0/6.2	3/0.6	27/5.4	2	5	5-0
Boyd Vander Kooi	5/1	20.0	419/83.8	27.0/5.1	13/2.6	35/7.0	0	3	5-0
RJ Dabovich	5/3	60.0	416/83.2	28.0/5.2	8/1.6	45/9.0	0	3	5-0
Sam Romero	4/0	0.0	193/48.3	11.1/3.0	1/0.3	18/4.5	0	2	4-0
Erik Tolman	1/0	0.0	75/75.0	5.0/5.0	0/0.0	2/2.0	0	0	1-0

Arizona State Bullpen (Relief Appearance Stats Only)

Reliever	APP	IP	H	R	ER	BB	SO	SV	ERA	IR/Scored	1st Bat. Faced/Ret.
Alec Marsh	1	2.0	2	1	0	1	3	0	0.00	3/3	1/0
Luke La Flam	2	2.0	2	0	0	0	4	0	0.00	0/0	2/1
Marc Lidd	1	1.0	0	0	0	1	1	0	0.00	0/0	1/1
Chaz Montoya	11	10.1	6	2	1	3	13	2	0.87	13/1	11/9
Sam Romero	6	7.2	7	1	1	2	5	0	1.17	4/1	6/5
Dom Cacchione	6	7.2	5	3	1	3	6	0	1.17	3/0	6/6
Erik Tolman	8	14.2	6	2	2	8	17	1	1.23	6/1	8/8
Brady Corrigan	11	17.0	17	6	5	8	23	0	2.65	14/2	11/6
Burzell, Blake	10	11.0	8	9	8	4	11	1	6.55	8/3	10/8
Aldrete, Carter	1	1.0	1	1	1	2	1	0	9.00	0/0	1/0
Will Levine	4	2.2	6	7	6	5	4	0	20.25	0/0	4/1
Colby Davis	1	0.2	4	3	3	1	1	0	40.50	0/0	1/0

2019 Sun Devil Baseball

TEAM AND INDIVIDUAL RANKINGS/RECORD WATCH

NATIONAL RANKINGS

Category	Team	Nat'l	Pac-12	Value
Base on Balls (297 ranked)		44	2	107
Batting Average (297 ranked)		2	1	0.349
Double Plays (296 ranked)		11	2	.21
Double Plays Per Game (297 ranked)		19	2	1.05
Doubles (297 ranked)		30	2	.43
Doubles Per Game (297 ranked)		30	3	2.15
Earned Run Average (297 ranked)		11	3	2.62
Fielding Percentage (297 ranked)		40	7	0.977
Hit Batters (297 ranked)		146	3	.20
Hit by Pitch (297 ranked)		263	11	.10
Hits (297 ranked)		3	1	253
Hits Allowed Per Nine Innings (297 ranked)		65	6	781
Home Runs (294 ranked)		3	1	.34
Home Runs Per Game (297 ranked)		3	1	1.7
On Base Percentage (297 ranked)		4	2	0.433
Runs (297 ranked)		3	2	203
Sacrifice Bunts (290 ranked)		242	9	.4
Sacrifice Flies (295 ranked)		24	1	.13
Scoring (297 ranked)		3	2	10.2
Shutouts (78 ranked)		15	2	.3
Slugging Percentage (297 ranked)		2	1	0.566
Stolen Bases (297 ranked)		185	6	.16
Stolen Bases Per Game (297 ranked)		205	7	.08
Strikeout-to-Walk Ratio (297 ranked)		60	6	2.42
Strikeouts Per Nine Innings (297 ranked)		103	6	.89
Triples (271 ranked)		60	5	.6
Triples Per Game (283 ranked)		85	5	.03
WHIP (297 ranked)		42	5	1.27
WL Pct (296 ranked)		1	1	.1
Walks Allowed Per Nine Innings (297 ranked)		65	7	3.66

Category	Individual	Nat'l	Pac-12	Value
Base on Balls (133 ranked)	Trevor Hauver	37	3	.19
	Hunter Bishop	95	7	.16
	Spencer Torkelson	133	9	.15
Base on Balls Per Game (148 ranked)	Trevor Hauver	54	4	0.95
Batting Average (248 ranked)	Hunter Bishop	13	2	0.442
	Alika Williams	63	8	0.397
	Spencer Torkelson	83	10	0.39
Earned Run Average (199 ranked)	Alec Marsh	17	2	0.77
Games Started (22 ranked)	RJ Dabovich	22	2	.5
	Alec Marsh	22	2	.5
	Boyd Vander Kooi	22	2	.5
Hits (148 ranked)	Hunter Bishop	13	3	.34
	Spencer Torkelson	30	4	.32
	Trevor Hauver	80	5	.29
	Alika Williams	148	7	.27
Hits Per Game (149 ranked)	Hunter Bishop	15	3	.17
	Spencer Torkelson	37	4	.16
	Trevor Hauver	109	5	1.45
Home Runs (112 ranked)	Hunter Bishop	1	1	.12
	Trevor Hauver	30	4	.6
	Carter Aldrete	112	5	.4
Home Runs Per Game (144 ranked)	Hunter Bishop	1	1	0.6
	Trevor Hauver	47	4	0.3
On Base Percentage (149 ranked)	Hunter Bishop	11	3	0.552
	Alika Williams	55	7	0.506
	Trevor Hauver	116	10	0.485
Pitching Appearances (78 ranked)	Brady Corrigan	28	4	.11
	Chaz Montoya	28	4	.11
	Blake Burzell	78	7	.10
	Sam Romero	78	7	.10
Runs (133 ranked)	Hunter Bishop	2	1	.34
	Trevor Hauver	9	3	.29
	Spencer Torkelson	49	6	.23
	Alika Williams	133	9	.20
Runs Batted In (125 ranked)	Hunter Bishop	3	1	.33
	Lyle Lin	25	3	.26
	Spencer Torkelson	44	4	.24
	Carter Aldrete	59	5	.23
Runs Batted In Per Game (147 ranked)	Hunter Bishop	3	1	1.65
	Lyle Lin	32	4	.13
	Spencer Torkelson	59	7	1.2
	Carter Aldrete	78	9	1.15
Runs Per Game (144 ranked)	Hunter Bishop	2	1	1.7
	Trevor Hauver	10	3	1.45
	Spencer Torkelson	61	9	1.15
Sacrifice Flies (141 ranked)	Lyle Lin	7	2	.4
	Carter Aldrete	37	3	.3
	Trevor Hauver	141	9	.2
	Spencer Torkelson	141	9	.2
Saves (129 ranked)	Chaz Montoya	129	7	.2
Slugging Percentage (250 ranked)	Hunter Bishop	1	1	1.039
	Trevor Hauver	79	5	0.654
Stolen Bases (123 ranked)	Hunter Bishop	83	2	.8
Stolen Bases Per Game (146 ranked)	Hunter Bishop	121	2	0.4
Strikeouts (150 ranked)	Alec Marsh	83	3	.34
Total Bases (143 ranked)	Hunter Bishop	2	1	.80
	Trevor Hauver	48	3	.51
	Spencer Torkelson	101	7	.46
Triples (63 ranked)	Hunter Bishop	63	4	.2
	Myles Denson	63	4	.2
Triples Per Game (135 ranked)	Myles Denson	94	6	0.12
Victories (64 ranked)	Alec Marsh	1	1	.5
	RJ Dabovich	11	3	.4
	Eric Tolman	64	4	.3

RECORD WATCH

ASU HOME RUNS (CAREER)

10.) Jeremy West (2001-03)	36
Ted Dyson (1983-87)	
Mike Sodders (1980-81)	
--.) Spencer Torkelson (2018-p)	28

SUN DEVIL PROSPECTS

D1BASEBALL.COM

2019 Draft - National Top 350 College Prospects

Hunter Bishop (44)
Alec Marsh (157)
Carter Aldrete (251)
Sam Ferri (284)

2020 Draft - National Top 150 College Prospects

Spencer Torkelson (2)
Gage Workman (47)
Boyd Vander Kooi (75)
RJ Dabovich (127)
Alika Williams (133)
Erik Tolman (145)

2019 Draft - Pac-12 Only

Hunter Bishop (10)
Alec Marsh (24)
Carter Aldrete (32)
Sam Ferri (34)
Lyle Lin (40)

2020 Draft - Pac-12 Only

Spencer Torkelson (1)
Gage Workman (5)
Boyd Vander Kooi (11)
RJ Dabovich (16)
Alika Williams (17)
Erik Tolman (19)
Drew Swift (25)
Colby Davis (33)
Trevor Hauver (39)

BASEBALL AMERICA

2019 Draft - National Top 200 Overall Prospects

Hunter Bishop (119)

2020 Draft - National Top 50 Sophomore Prospects

Spencer Torkelson (1)

LF

Trevor Hauver, 20-0

CF

Hunter Bishop, 20-0

RF

Carter Aldrete, 10-0

Myles Denson, 9-0

Dusty Garcia, 1-0

SS

Alika Williams, 20-0

2B

Drew Swift, 10-0

Carter Aldrete, 10-0

3B

Gage Workman, 20-0

SP

Alec Marsh, 5-0

Boyd Vander Kooi, 5-0

RJ Dabovich, 5-0

Sam Romero, 4-0

Erik Tolman, 1-0

1B

Spencer Torkelson, 20-0

DH

Lyle Lin, 16-0

Myles Denson, 2-0

Dusty Garcia, 1-0

Erik Tolman, 1-0

C

Sam Ferri, 16-0

Lyle Lin, 4-0



TRACY SMITH - HEAD COACH - FIFTH SEASON (23rd OVERALL)

Tracy Smith, the 2013 National Coach of the Year, was hired as the fifth head baseball coach in program history on June 24, 2014, and enters his fifth season at the helm of the Sun Devil baseball program.

Smith has established a reputation of evaluating and developing talent as more than 50 student-athletes since 2000 improved their stock in the Major League Baseball Draft under Smith's tutelage, including four who became first-round draft picks after going undrafted out of high school.

In 22 total years as a head coach, Smith has seen 80 of his players selected in the MLB Draft, including 73 draftees since 2000 and 33 in the first 10 rounds. He has mentored 48 Major League Baseball draft picks over the past eight seasons, including the fourth overall pick in the 2014 Major League Baseball June Amateur Draft (Kyle Schwarber) and three first-round selections in the 2009 MLB June Draft (Eric Arnett, Josh Phegley, Matt Bashore).

In 2018, Smith eclipsed 700 career wins as an NCAA head coach while also overseeing one of the most prolific freshman campaigns in collegiate baseball history as Spencer Torkelson became the first freshman to ever lead the nation in home runs, finishing with 25 on the season.

Torkelson knocked two more home runs than any other player and just one shy of the NCAA freshman record. Torkelson was just the sixth player to reach 25 home runs since the BBCOR batting technology changes took effect in 2011 and the only freshman in the NCAA to reach the milestone in that time.

Against Washington State, he surpassed the previous Sun Devil freshman record of 11 home runs set by Barry Bonds in 1983. Torkelson finished tied with Bob Horner (1978) for second in ASU single-season history, just two shy of Mitch Jones' school record 27 in 2000.

Torkelson slugged .743 on the season (25 homers, 12 doubles), the third-highest total for any freshman in the NCAA in the past two decades and the highest for a freshman in the BBCOR era (since 2011). Only Rickie Weeks (.849 in 2001) and Jeremy Baltz (.771, 2010) have posted higher freshman slugging percentages in the past 20 years.

Smith saw five of his student-athletes taken in the 2018 MLB Draft, including fifth-round selection Gage Canning to the Washington Nationals. Canning wrapped the season as one of the elite five-tool players in the country, finishing with a .369 average and a Pac-12 leading 87 hits on the season. Canning was the national leader in triples with 11, and now has 25 in his career at ASU – good for third in school history and the most since Ed Irvine tied the school record of 26 between 1977-79.

Canning reached base in 54 of 55 games for the Sun Devils this season and logged a hit in 47 of those. He led the team with multiple hits in 26 games and had 11 games with three or more hits, becoming the first Sun Devil player to have at least 10 games with 3+ hits since Brett Wallace did so from 2007-08.

With one more home run, Canning would have become the first player in the BBCOR batting era (since 2011) to record double digit numbers in doubles, triples AND home runs. He finished the season with nine homers, 17 doubles and 11 triples, slugging .648 for the season – good for third in the Pac-12 and 38th nationally.

Defensively, Canning was flawless after shifting to center field and logged just one error on the season on 144 chances for a .993 fielding percentage.

The 2017 campaign saw Canning emerge as one of the elite players in the Pac-12. The California-native led the team in virtually every hitting category, including batting average (.332), runs (37), doubles (12), triples (8), home runs (6) and slugging percentage (.538). He was the only player in the Pac-12 to finish with a double-digit number of doubles while also posting at least six home runs and six triples.

Season	Team	Overall	Conference (Standing)	Postseason
1997	Miami (OH)	27-28	17-13 (4th)	MAC Tournament
1998	Miami (OH)	33-26	17-13 (3rd - East)	MAC Tournament
1999	Miami (OH)	34-27	20-12 (2nd - East)	MAC Tournament
2000	Miami (OH)	40-23	16-12 (3rd - East)	NCAA Regional
2001	Miami (OH)	35-25	16-12 (4th - East)	MAC Tournament
2002	Miami (OH)	31-28	16-12 (3rd - East)	MAC Tournament
2003	Miami (OH)	36-24-1	19-9 (2nd - East)	MAC Tournament
2004	Miami (OH)	36-21	14-8 (1st - East)	MAC Tournament
2005	Miami (OH)	45-18	17-4 (1st - East)	NCAA Regional
	Miami (OH)	317-220-1	152-95	
2006	Indiana	22-34	11-21 (10th)	
2007	Indiana	19-35	8-23 (10th)	
2008	Indiana	31-30	15-17 (6th)	Big Ten Tournament
2009	Indiana	32-27	16-7 (3rd)	NCAA Regional
2010	Indiana	28-27	12-12 (t-5th)	Big Ten Tournament
2011	Indiana	30-25	11-13 (7th)	
2012	Indiana	32-28	16-8 (2nd)	Big Ten Tournament
2013	Indiana	49-16	17-7 (1st)	College World Series
2014	Indiana	44-15	21-3 (1st)	First-ever Big 10 National Seed
	Indiana	287-237	127-111	
2015	Arizona State	35-23	18-12 (t-3rd)	NCAA Regional
2016	Arizona State	36-23	16-14 (t-3rd)	NCAA Regional
2017	Arizona State	23-32	8-22 (t-10th)	
2018	Arizona State	23-32	13-17 (7th)	
2019	Arizona State	20-0	3-0	
	Arizona State	137-110	58-65	
	Total	741-567-1	337-271	

On top of dominating the leader boards at ASU, Canning's eight triples were the most by a player in the conference and second-most in the NCAA. Canning also recorded 120 total bases on the season, good for third in the conference. The outfielder really hit his stride in the middle of the season, as he went on a 12-game tear in which he hit at a .538 clip, including five three-hit nights and a four-hit performance.

Smith also helped oversee the emergence of Hunter Bishop as one of the exciting young freshmen in the country on the year. The freshman finished his 2017 campaign with an impressive .301 batting average, five doubles, four triples and five home runs. He ranked second on the team – behind only Canning – in batting average, runs scored (27), triples, home runs and slugging percentage (.484). Bishop started 31 games in the outfield season to become just the sixth ASU freshman in the past 15 years to start over 50 percent of the season in the outfield, most recently done by Canning last season. His 10 multi-RBI games were also a team-best.

In 2016, Smith piloted the Sun Devils to a regional final for the first time since 2013. The Sun Devils' 36 wins were the most in the previous three years and they finished tied for third in the Pac-12. Five players were selected in the 2016 Major League Baseball Draft, marking 14 total players who have been taken in the draft during Smith's tenure.

Eight Devils earned All-Pac-12 honors on the season, including first team selections David Greer, Seth Martinez, Brian Serven and Colby Woodmansee. All four players would go on to be selected in the MLB draft with Greer (third team), Martinez (second team) and Woodmansee (third team) earning Louisville Slugger All-America accolades.

2019 Sun Devil Baseball

HEAD COACH

In his first season at ASU, Smith led the Sun Devils to a postseason berth, a third-place finish in the Pac-12 and 30-plus wins.

He became one of five active coaches, and one of eight all-time, to bring three different Div. I schools to NCAA Regional play as he guided the Sun Devils to a No. 2 seed in the Fullerton Regional in 2015.

A exceptional recruiter, Smith was instrumental in Sun Devil Baseball's signing of the nation's top recruiting class in 2016, which included eight players who had been drafted by the Major League out of high school. His 2017 class was also rated in the Top-5 nationally and was the No. 1 class in the West.

He has amassed a 698-535-1 career record in 21 seasons as a head coach at three different schools, including nine seasons at both Miami (Ohio) and Indiana, and one year at Arizona State. His 698 victories rank in the top 50 among active coaches in the NCAA, and his 21 seasons represent the sixth-fewest number of years on that list.

Smith instituted a change in culture at Arizona State and his demand for excellence both on and off the field was represented as the Devils led the Pac-12 in both all-conference and all-academic honorees in 2014.

Nineteen players have earned Pac-12 All-Academic honors in Smith's first two seasons, tied for the most in Sun Devil history for a two-year span. ASU's 10 selections in Smith's first season led the Pac-12.

His emphasis on defense became evident right away as ASU vastly improved its fielding percentage and lowered its number of errors committed in Smith's first season. The Devils finished fourth in the Pac-12 in both categories in 2015 after ranking near the bottom of the conference from 2010-14.

An accomplished fundraiser, Smith played a huge role in helping transition the Sun Devil Baseball program into Phoenix Municipal Stadium. His vision saw a renovated clubhouse, complete with an alumni locker room and an academics center, as well as an increased prominence on the program's historical accomplishments. Capital improvements included a state-of-the art video board, batting tunnel, a weight room and training room, creation of a grass berm and patio installations, and premium seating options. Smith also played a huge role in facility upgrades at both Indiana University and Miami (Ohio) and was instrumental in the approval and design of both Miami's Stanley G. McKie Field at Joseph P. Hayden Jr. Park and Indiana's Bart Kaufman Field.

Smith earned National Coach of the Year honors and was a unanimous choice for Big Ten Coach of the Year after he led IU to the school's only College World Series appearance in 2013. The following season in 2014, Smith led the Hoosiers to the No. 4 national seed in the NCAA Tournament, the first national seed in Big Ten baseball history.

Smith came to Tempe with 18 years of experience as a collegiate head coach, including nine at Miami University (Ohio) and nine at IU, where he was two-time Big Ten Coach of the Year. He led both programs to a pair of NCAA Regional appearances and more than 600 combined career victories.

He tallied more than 40 wins in his final two seasons at IU and led the Hoosiers to consecutive Big Ten Conference Championships for the first time in school history. IU won the Big Ten regular season and B1G Tournament title in 2013, marking the school's first regular season conference championship since 1949 and the first outright crown since 1932, and advanced to the 2013 College World Series, which ended the Big Ten's 29-year CWS absence.

Smith took an IU program that had finished 10th in the Big Ten six times in an eight-year stretch between 2000 and 2007, and led the Hoosiers to an NCAA Regional in 2009 and to the College World Series in 2013. IU notched a program-best 21 conference wins in 2014 and secured eight first team All-Big Ten selections to tie a conference mark for most first team honorees from one school.

Smith's Academic Progress Rate as a head coach increased each season until it reached a perfect 1000 in two-year stretch between 2008-10.

IU saw eight players on 12 occasions be named All-Americans under Smith, including four in 2014, which was the highest total in program history and the second straight season that IU produced three or more All-Americans.

Smith mentored two Big Ten Players of the Year, three Big Ten Pitchers of the Year and a pair of Big Ten Freshman of the Year in nine seasons at IU, and at least one Hoosier earned Freshman All-America honors in six of the past seven seasons in Bloomington.

He has landed three players on the USA Baseball Collegiate National Team and mentored numerous players at all positions, including outfielder Alex Dickerson, who was named Big Ten Player of the Year and won the Big Ten Triple Crown in 2010, right-handed pitcher Aaron Slegers, who was named 2013 Big Ten Pitcher of the Year, and catcher Kyle Schwarber, who was named an All-American by five major college baseball groups in 2014.

In nine years at the helm of the RedHawks baseball program, Smith compiled eight straight 30-win seasons, two NCAA Regional appearances and advanced to the Mid-American Conference Tournament finals six times.


He began his coaching career as head coach at Miami University-Middletown in 1990, served as an assistant coach at Miami (Ohio) from 1993-94 and was the pitching coach at IU from 1995-96.

A four-year letterwinner at Miami (Ohio), Smith was a pitcher and an infielder for the RedHawks, and played three minor league seasons in the Chicago Cubs organization. He also participated in 1992 Major League Scouting Bureau's Professional Scout School as a representative of the Cubs.

Born Feb. 14, 1966, Smith graduated with a bachelor's degree in Education from Miami (Ohio) in 1989 and completed a master's degree in Sport Organization from Miami (Ohio) in 1992.

2019 Sun Devil Baseball

TV/RADIO ROSTER



Carter Aldrete
OF/INF | R/R | Jr.



Cole Austin
INF | R/R | R-Jr.




Hunter Bishop
OF | L/R | Jr.



Blaze Buzzell
RHP | R/R | Fr.



Dom Cacchione
RHP | R/R | Fr.



Nick Cheema
C | R/R | Jr.




Brady Corrigan
RHP | R/R | So.




RJ Dabovich
RHP | R/R | So.



Colby Davis
RHP | R/R | So.



Myles Denson
INF | R/R | Jr.



Sam Ferri
C | R/R | R-So.




Dusty Garcia
OF | L/R | Fr.



Trevor Hauver
OF | L/R | So.



Luke La Flam
RHP | R/R | Fr.




Will Levine
RHP | R/R | Fr.

2019 Sun Devil Baseball

TV/RADIO ROSTER



Marc Lidd
INF | R/R | Fr.



Lyle Lin
C | R/R | Jr.




Alec Marsh
RHP | R/R | Jr.



Chaz Montoya
LHP | L/L | Jr.



Keolu Ramos
C | R/R | Jr.



Sam Romero
RHP | R/R | Sr.



Drew Swift
INF | R/R | So.



Eric Tolman
LHP | L/L | Fr.



Spencer Torkelson
INF | R/R | So.



Boyd Vander Kooi
RHP | R/R | So.



Alika Williams
INF | R/R | So.



Gage Workman
INF | S/R | So.

2018 Sun Devil Baseball

CAREER GAME HIGHS

Aldrete,C

Hits: 3, 10 times
Doubles: 2 [t-4th], USC, Apr 06, 2018
Triples: 1 [t-5th], Utah, Apr 20, 2018; Miami (OH), Feb 17, 2018; at Washington, May 13, 2017
Home runs: 2 [t-1st], Notre Dame, Feb 16, 2019
Total bases: 9 [t-5th], Notre Dame, Feb 16, 2019
RBI: 6 [t-2nd], Notre Dame, Feb 16, 2019
Runs scored: 3 [t-8th], Notre Dame, Feb 16, 2019; Michigan State, Mar 03, 2019; Long Beach State, Mar 11, 2017
Walks: 2, 9 times
Hit by pitch: 1, 4 times
Struck out: 3 [t-7th], 7 times
Sac flies: 2 [t-1st], CSUB, Apr 23, 2017
Sac bunts: 1 [t-8th], 4 times
At bats: 6 [t-6th], at San Diego, May 09, 2018
Stolen bases: 1, Northwestern, Feb 17, 2017; at Pepperdine, Mar 06, 2018; at USC, Mar 24, 2017
Caught stealing: 1 [t-3rd], 4 times
Innings pitched: 1.0, Cal Baptist, Mar 20, 2019
Walks allowed: 2, Cal Baptist, Mar 20, 2019
Strikeouts: 1, Cal Baptist, Mar 20, 2019
Batters faced: 6, Cal Baptist, Mar 20, 2019
Field chances: 11, at Oregon State, Apr 27, 2018
Putouts: 10, at Oregon State, Apr 27, 2018
Assists: 6 [t-10th], Miami (OH), Feb 17, 2018

Bishop,H

Hits: 4 [t-4th], Notre Dame, Feb 17, 2019; New Mexico State, Mar 13, 2019
Doubles: 1, 16 times
Triples: 1 [t-5th], 7 times
Home runs: 2 [t-1st], 4 times
Total bases: 10 [t-3rd], New Mexico State, Mar 13, 2019; at Arizona, May 19, 2018
RBI: 5 [t-5th], Xavier, Mar 10, 2019; at Arizona, May 18, 2018
Runs scored: 5 [t-1st], Xavier, Mar 08, 2019
Walks: 3 [t-5th], at Long Beach State, Feb 28, 2018
Hit by pitch: 1, 8 times
Struck out: 3 [t-7th], Miami (OH), Feb 17, 2018; at Fullerton, Mar 05, 2019; Stanford, May 07, 2017
Sac flies: 1 [t-4th], Long Beach State, Mar 11, 2017; UCLA, Mar 31, 2017
Sac bunts: 1 [t-8th], USC, Apr 06, 2018; at Stanford, Apr 15, 2018; at Washington State, Mar 29, 2018
At bats: 5, 13 times
Stolen bases: 1, 18 times
Caught stealing: 1 [t-3rd], 5 times
Field chances: 6, at Oregon, Apr 30, 2017; at Washington, May 12, 2017; at Arizona, May 19, 2018
Putouts: 6, at Oregon, Apr 30, 2017
Assists: 1, at Washington, May 12, 2017; at Arizona, May 19, 2018

Burzell,B

Innings pitched: 2.0, Notre Dame, Feb 16, 2019; Michigan State, Mar 02, 2019
Walks allowed: 1, 4 times
Strikeouts: 4, Michigan State, Mar 02, 2019
Batters faced: 8, Notre Dame, Feb 16, 2019
Field chances: 2, Notre Dame, Feb 16, 2019
Putouts: 1, Notre Dame, Feb 16, 2019
Assists: 1, Notre Dame, Feb 16, 2019; Washington State, Mar 17, 2019

Cacchione,D

Innings pitched: 2.2, San Diego, Feb 20, 2019
Walks allowed: 2, Xavier, Mar 08, 2019
Strikeouts: 2, San Diego, Feb 20, 2019; UC Davis, Feb 24, 2019
Batters faced: 12, San Diego, Feb 20, 2019
Field chances: 1, San Diego, Feb 20, 2019; Cal Baptist, Mar 20, 2019
Putouts: 1, Cal Baptist, Mar 20, 2019

Cheema,N

Hits: 2, at Utah, May 28, 2017
Doubles: 1, Arizona, May 20, 2017
Home runs: 1, at Utah, May 28, 2017
Total bases: 5, at Utah, May 28, 2017
RBI: 1, Arizona, May 20, 2017; at Utah, May 28, 2017
Runs scored: 2, at Utah, May 28, 2017
Struck out: 1, 4 times
At bats: 4, at Utah, May 27, 2017; at Utah, May 28, 2017
Field chances: 5, Cal Baptist, Mar 20, 2019
Putouts: 4, Cal Baptist, Mar 20, 2019
Assists: 1, Cal Baptist, Mar 20, 2019

Corrigan,B

Innings pitched: 6.0, Fullerton, Apr 04, 2018
Walks allowed: 2, 8 times
Strikeouts: 6, at Fullerton, Mar 05, 2019
Batters faced: 22, Fullerton, Apr 04, 2018
Field chances: 2, Fullerton, Apr 04, 2018
Putouts: 1, 5 times
Assists: 1, Fullerton, Apr 04, 2018; at Long Beach State, Feb 28, 2018; New Mexico State, Mar 13, 2019
Runners CS: 1, Fullerton, Apr 04, 2018; at Stanford, Apr 13, 2018; Washington State, Mar 16, 2019

Dabovich,RJ

Struck out: 1, UC Davis, Feb 24, 2019
At bats: 1, UC Davis, Feb 24, 2019
Innings pitched: 7.0, UC Davis, Feb 24, 2019
Walks allowed: 5 [t-4th], Notre Dame, Feb 17, 2019
Strikeouts: 6, Xavier, Mar 10, 2019
Batters faced: 28, Xavier, Mar 10, 2019
Field chances: 3, UC Davis, Feb 24, 2019
Putouts: 1, UC Davis, Feb 24, 2019; Xavier, Mar 10, 2019
Assists: 2, UC Davis, Feb 24, 2019

Davis,C

Innings pitched: 1.0, 4 times
Walks allowed: 1, UNC-Wilmington, Mar 10, 2018; Cal Baptist, Mar 20, 2019; Washington, May 05, 2018
Strikeouts: 2, UNC-Wilmington, Mar 10, 2018
Batters faced: 8, at UNLV, 04-10-18

Denson,M

Hits: 3, 4 times
Doubles: 1, 5 times
Triples: 1 [t-5th], UC Davis, Feb 24, 2019; Michigan State, Mar 01, 2019
Total bases: 5, Michigan State, Mar 01, 2019
RBI: 3, UC Davis, Feb 23, 2019
Runs scored: 1, 9 times
Walks: 2, Northwestern, Feb 18, 2017
Struck out: 4 [t-1st], at Utah, May 27, 2017
Sac bunts: 1 [t-8th], Oklahoma State, Mar 04, 2018; at Fullerton, Mar 05, 2019; at Washington, May 13, 2017
At bats: 5, UC Davis, Feb 23, 2019; Michigan State, Mar 02, 2019; Michigan State, Mar 03, 2019
Caught stealing: 1 [t-3rd], Loyola Marymount, Mar 04, 2017
Field chances: 3, 8 times
Putouts: 3, 7 times
Assists: 1, Michigan State, Mar 02, 2019

Ferri,S

Hits: 2, 6 times
Doubles: 1, 6 times
Triples: 1 [t-5th], New Mexico State, Mar 13, 2019
Home runs: 1, Washington State, Mar 16, 2019
Total bases: 5, Washington State, Mar 16, 2019
RBI: 3, Notre Dame, Feb 15, 2019
Runs scored: 3 [t-8th], Michigan State, Mar 02, 2019
Walks: 2, at USC, Mar 26, 2017
Hit by pitch: 1, San Diego, Feb 20, 2019; UC Davis, Feb 24, 2019
Struck out: 3 [t-7th], Notre Dame, Feb 16, 2019; at TCU, Feb 24, 2017
Sac bunts: 1 [t-8th], Notre Dame, Feb 17, 2019
At bats: 5, Michigan State, Mar 02, 2019
Innings pitched: 0.2, CSUB, Apr 23, 2017
Walks allowed: 1, at Oregon, Feb 29, 2017
Batters faced: 4, CSUB, Apr 23, 2017
Field chances: 15 [t-7th], Michigan State, Mar 02, 2019
Putouts: 13, Notre Dame, Feb 15, 2019; at TCU, Feb 24, 2017
Assists: 3, Oklahoma State, Feb 21, 2017; Michigan State, Mar 02, 2019; Washington State, Mar 16, 2019
Runners CS: 2 [t-1st], Oklahoma State, Feb 21, 2017

Garcia,D

Hits: 1, 4 times
Doubles: 1, San Diego, Feb 20, 2019
Total bases: 2, San Diego, Feb 20, 2019
Runs scored: 1, 6 times
Walks: 2, Michigan State, Mar 03, 2019
Struck out: 2, Michigan State, Mar 03, 2019
At bats: 3, Michigan State, Mar 03, 2019; Xavier, Mar 10, 2019
Stolen bases: 1, New Mexico State, Mar 13, 2019; Washington State, Mar 16, 2019
Field chances: 3, San Diego, Feb 20, 2019; Xavier, Mar 10, 2019
Putouts: 3, Xavier, Mar 10, 2019

Hauver,T

Hits: 3, 5 times
Doubles: 2 [t-4th], at Pepperdine, Mar 06, 2018
Home runs: 2 [t-1st], Michigan State, Mar 03, 2019
Total bases: 8 [t-9th], Michigan State, Mar 03, 2019
RBI: 7 [1st], UC Davis, Feb 24, 2019
Runs scored: 4 [t-3rd], UC Davis, Feb 24, 2019
Walks: 4 [t-1st], Notre Dame, Feb 16, 2019
Hit by pitch: 1, at Oregon State, Apr 28, 2018; Arizona, Mar 13, 2018
Struck out: 3 [t-7th], Michigan State, Mar 02, 2019
Sac flies: 1 [t-4th], UC Davis, Feb 24, 2019; Oklahoma State, Mar 02, 2018; Xavier, Mar 10, 2019
At bats: 6 [t-6th], Michigan State, Mar 02, 2019
Caught stealing: 1 [t-3rd], Michigan State, Mar 01, 2019
Field chances: 5, Pepperdine, Feb 26, 2019; Xavier, Mar 08, 2019
Putouts: 4, Pepperdine, Feb 26, 2019; Xavier, Mar 08, 2019
Assists: 1, UC Davis, Feb 24, 2019; Pepperdine, Feb 26, 2019

Vander Kooi

Innings pitched: 7.2, Saint Mary's, Feb 25, 2018
Walks allowed: 4, UC Davis, Feb 23, 2019
Strikeouts: 9 [t-9th], Saint Mary's, Feb 25, 2018
Batters faced: 30, Saint Mary's, Feb 25, 2018
Field chances: 3, Washington State, Mar 16, 2019
Putouts: 2, at Oregon State, Apr 28, 2018; Xavier, Mar 08, 2019; Pacific, May 14, 2018
Assists: 2, Washington State, Mar 16, 2019
Runners CS: 1, Miami (OH), Feb 18, 2018; Saint Mary's, Feb 25, 2018; Michigan State, Mar 02, 2019

La Flam,L

Runs scored: 1, Xavier, Mar 10, 2019
Innings pitched: 1.0, Notre Dame, Feb 16, 2019; UC Davis, Feb 23, 2019
Strikeouts: 3, UC Davis, Feb 23, 2019
Batters faced: 4, Notre Dame, Feb 16, 2019

Levine,W

Innings pitched: 1.0, Michigan State, Mar 03, 2019; Xavier, Mar 08, 2019
Walks allowed: 3, Notre Dame, Feb 16, 2019
Strikeouts: 1, Notre Dame, Feb 16, 2019; Michigan State, Mar 03, 2019; Xavier, Mar 08, 2019
Batters faced: 6, Michigan State, Mar 03, 2019; Cal Baptist, Mar 20, 2019

Lidd,M

Hits: 1, UC Davis, Feb 24, 2019; Xavier, Mar 08, 2019
Home runs: 1, Xavier, Mar 08, 2019
Total bases: 4, Xavier, Mar 08, 2019
RBI: 1, Xavier, Mar 08, 2019
Runs scored: 1, Xavier, Mar 08, 2019
Struck out: 1, UC Davis, Feb 23, 2019; Cal Baptist, Mar 20, 2019
At bats: 2, Xavier, Mar 08, 2019
Innings pitched: 1.0, San Diego, Feb 20, 2019
Walks allowed: 1, San Diego, Feb 20, 2019
Strikeouts: 1, San Diego, Feb 20, 2019
Batters faced: 4, San Diego, Feb 20, 2019
Field chances: 2, UC Davis, Feb 23, 2019; Michigan State, Mar 03, 2019
Putouts: 2, UC Davis, Feb 23, 2019
Assists: 1, Cal Baptist, Mar 20, 2019

Lin,L

Hits: 4 [t-4th], at Arizona, May 09, 2017
Doubles: 2 [t-4th], at UNLV, 04-10-18
Triples: 1 [t-5th], Oregon State, Mar 18, 2017
Home runs: 1, 7 times
Total bases: 7, UC Davis, Feb 23, 2019
RBI: 6 [t-2nd], UC Davis, Feb 23, 2019
Runs scored: 2, 15 times
Walks: 2, at UNLV, 04-10-17; Washington St., Apr 14, 2017; UCLA, Mar 31, 2017
Hit by pitch: 1, 10 times
Struck out: 4 [t-1st], at Oregon, Apr 28, 2017

Sac flies: 1 [t-4th], 8 times
Sac bunts: 1 [t-8th], at Oregon, Apr 29, 2017; at USC, Mar 24, 2017
At bats: 6 [t-6th], 5 times
Stolen bases: 2 [t-2nd], New Mexico State, Feb 28, 2017
Caught stealing: 1 [t-3rd], Washington St., Apr 14, 2017
Field chances: 16 [t-4th], UNC-Wilmington, Mar 10, 2018
Putouts: 15 [t-3rd], Washington, May 09, 2018
Assists: 4, USC, Apr 08, 2018
Runners CS: 2 [t-1st], Oregon, Mar 16, 2018

Marsh,A

Innings pitched: 8.1, USC, Apr 06, 2018
Walks allowed: 4, UNLV, Mar 20, 2018; Washington, May 04, 2018
Strikeouts: 10 [t-7th], Notre Dame, Feb 15, 2019
Batters faced: 32, USC, Apr 06, 2018
Field chances: 4, Washington, May 04, 2018
Putouts: 3, Washington State, Mar 15, 2019
Assists: 3, Washington, May 04, 2018
Runners CS: 1, UC Davis, Feb 23, 2019; UNLV, Mar 28, 2017

Montoya,C

Walks: 1, Cal Baptist, Mar 20, 2019
Innings pitched: 6.1, UCLA, Apr 01, 2017
Walks allowed: 5 [t-4th], at Cal, Apr 08, 2017
Strikeouts: 6, at USC, Mar 24, 2017
Batters faced: 30, CSUB, Apr 21, 2017
Field chances: 4, UCLA, Apr 01, 2017
Putouts: 1, at Oregon, Apr 30, 2017; Pacific, May 13, 2018; Arizona, May 20, 2017
Assists: 4, UCLA, Apr 01, 2017
Runners CS: 2 [t-1st], UCLA, Apr 01, 2017

Romero,S

Innings pitched: 7.1, at Stanford, Apr 14, 2018
Walks allowed: 5 [t-4th], at Oregon State, Apr 28, 2018
Strikeouts: 8, at Stanford, Apr 14, 2018
Batters faced: 29, at San Diego, May 09, 2018
Field chances: 1, 5 times
Putouts: 1, Cal Baptist, Mar 20, 2019
Assists: 1, at Stanford, Apr 14, 2018; at Oregon State, Apr 28, 2018; Washington, May 05, 2018
Runners CS: 2 [t-1st], Oregon, Mar 16, 2018

Swift,D

Hits: 3, San Diego, Feb 20, 2019; Washington State, Mar 17, 2019; at Washington State, Mar 31, 2018
Doubles: 3 [t-1st], San Diego, Feb 20, 2019
Total bases: 8, San Diego, Feb 20, 2019
RBI: 3, San Diego, Feb 20, 2019
Runs scored: 3 [t-8th], 6 times
Walks: 3 [t-5th], Miami (OH), Feb 18, 2018
Hit by pitch: 2 [t-1st], Miami (OH), Feb 18, 2018
Struck out: 3 [t-7th], at San Diego, May 09, 2018
Sac flies: 1 [t-4th], San Diego, Feb 20, 2019; Oregon, Mar 17, 2018; at UCLA, Mar 25, 2018
Sac bunts: 2 [t-2nd], at Arizona, May 18, 2018
At bats: 5, 6 times
Stolen bases: 1, Oklahoma State, Mar 02, 2018; Oklahoma State, Mar 03, 2018; Oregon, Mar 17, 2018
Caught stealing: 2 [t-1st], Miami (OH), Feb 17, 2018
Field chances: 10, Oklahoma State, Mar 03, 2018
Putouts: 5, at Oregon State, Apr 28, 2018
Assists: 8 [t-3rd], Pacific, May 14, 2018

Tolman,E

Hits: 3, Xavier, Mar 10, 2019
Total bases: 3, Xavier, Mar 10, 2019
RBI: 1, Xavier, Mar 10, 2019
Runs scored: 2, Xavier, Mar 10, 2019
Hit by pitch: 1, Xavier, Mar 10, 2019
Struck out: 1, Cal Baptist, Mar 20, 2019
At bats: 3, Xavier, Mar 10, 2019
Innings pitched: 5.0, Pepperdine, Feb 26, 2019
Walks allowed: 2, New Mexico State, Mar 13, 2019; Washington State, Mar 16, 2019; Washington State, Mar 17, 2019
Strikeouts: 4, Xavier, Mar 09, 2019; New Mexico State, Mar 13, 2019; Washington State, Mar 17, 2019
Batters faced: 19, Pepperdine, Feb 26, 2019
Field chances: 3, Pepperdine, Feb 26, 2019; Michigan State, Mar 02, 2019
Putouts: 1, UC Davis, Feb 23, 2019; Pepperdine, Feb 26, 2019; Michigan State, Mar 02, 2019
Assists: 2, Pepperdine, Feb 26, 2019; Michigan State, Mar 02, 2019
Runners CS: 1, Pepperdine, Feb 26, 2019

Torkelson,S

Hits: 4 [t-4th], Notre Dame, Feb 17, 2019
Doubles: 2 [t-4th], Miami (OH), Feb 18, 2018; at UCLA, Mar 25, 2018
Home runs: 2 [t-1st], at Stanford, Apr 14, 2018; Miami (OH), Feb 17, 2018; at Long Beach State, Feb 28, 2018
Total bases: 9 [t-5th], Miami (OH), Feb 17, 2018; at Long Beach State, Feb 28, 2018
RBI: 4, Utah, Apr 22, 2019; Notre Dame, Feb 17, 2019; Michigan State, Mar 02, 2019
Runs scored: 4 [t-3rd], Washington, May 04, 2018
Walks: 3 [t-5th], at Oregon State, Apr 28, 2018; Michigan State, Mar 03, 2019
Hit by pitch: 2 [t-1st], Utah, Apr 21, 2018
Struck out: 3 [t-7th], at San Diego, May 09, 2018
Sac flies: 1 [t-4th], 6 times
At bats: 6 [t-6th], Oregon, Mar 17, 2018
Stolen bases: 1, 4 times
Caught stealing: 1 [t-3rd], at Arizona, May 18, 2018
Field chances: 14, 4 times
Putouts: 14 [t-7th], Oregon, Mar 18, 2018
Assists: 3, Washington State, Mar 15, 2019

Williams,A


Hits: 4 [t-4th], Michigan State, Mar 03, 2019; Washington State, Mar 17, 2019
Doubles: 3 [t-1st], Michigan State, Mar 03, 2019
Triples: 1 [t-5th], Washington, May 04, 2018
Home runs: 1, at Fullerton, Mar 05, 2019
Total bases: 7, Michigan State, Mar 03, 2019
RBI: 3, Utah, Apr 21, 2018; Michigan State, Mar 03, 2019; at Fullerton, Mar 05, 2019
Runs scored: 2, 10 times
Walks: 2, 4 times
Hit by pitch: 1, 8 times
Struck out: 2, 4 times
Sac flies: 1 [t-4th], New Mexico St., Apr 25, 2018; at Arizona, May 19, 2018
Sac bunts: 1 [t-8th], 6 times
At bats: 5, 10 times
Stolen bases: 1, 8 times
Caught stealing: 1 [t-3rd], 8 times
Field chances: 9, UNC-Wilmington, Mar 10, 2018; at Washington State, Mar 30, 2018
Putouts: 4, Saint Mary's, Feb 25, 2018; Oklahoma State, Mar 04, 2018; at Washington State, Mar 30, 2018
Assists: 6 [t-10th], UNC-Wilmington, Mar 10, 2018

Workman,G

Hits: 4 [t-4th], Notre Dame, Feb 16, 2019
Doubles: 2 [t-4th], Oregon, Mar 18, 2018
Triples: 2 [t-1st], Oklahoma State, Mar 02, 2018
Home runs: 2 [t-1st], Washington State, Mar 15, 2019
Total bases: 8 [t-9th], Washington State, Mar 15, 2019
RBI: 4, Washington State, Mar 15, 2019
Runs scored: 3 [t-8th], Notre Dame, Feb 16, 2019
Walks: 2, UC Davis, Feb 23, 2019; at Arizona, May 18, 2018
Hit by pitch: 1, 4 times
Struck out: 4 [t-1st], at Washington State, Mar 31, 2018
Sac flies: 1 [t-4th], Michigan State, Mar 03, 2019; at Washington State, Mar 31, 2018
Sac bunts: 2 [t-2nd], at Oregon State, Apr 28, 2018
At bats: 6 [t-6th], Notre Dame, Feb 16, 2019; at Arizona, May 19, 2018
Stolen bases: 1, 6 times
Caught stealing: 1 [t-3rd], USC, Apr 07, 2018
Field chances: 7, Pepperdine, Feb 26, 2019; Washington State, Mar 15, 2019
Putouts: 3, Washington State, Mar 15, 2019
Assists: 5, UC Davis, Feb 23, 2019; Pepperdine, Feb 26, 2019


2018 Sun Devil Baseball

GAME BY GAME



Carter ALDRETE #21 INF/OF

Junior - 6'2 - 205
Bats/Throws: R/R
Monterey, Calif.
Monterey



Hunter BISHOP #4 OF

Junior - 6'5 - 210
Bats/Throws: L/R
Ramona, Calif.
Ramona

Date	Opponent	Pos	AB	R	H	RBI	2B	3B	HR	BB	SO	CS	HBP	SAC	SF	GDP	K	PO	A	E	Avg	
Feb 16	NOTRE DAME	*of	4	1	0	0	0	0	0	1	0	0	0	0	0	0	2	3	0	0	0.000	
Feb 16	NOTRE DAME	*of2b	5	3	3	8	0	0	2	1	0	0	0	0	0	0	1	1	0	0	0.333	
Feb 17	NOTRE DAME	*of2b	3	1	1	2	0	0	0	1	0	0	0	0	0	0	1	2	0	0	0.333	
Feb 20	SAN DIEGO	*of	3	1	1	1	0	0	0	0	0	0	0	0	0	1	0	0	0	0	0.333	
Feb 23	UC DAVIS-1	*of	4	0	0	0	0	0	0	0	0	0	0	0	0	0	1	3	0	0	0.283	
Feb 24	UC DAVIS-2	*of2b	5	1	2	0	0	0	0	0	0	0	0	0	0	0	1	1	0	0	0.297	
Feb 24	UC DAVIS	*of2b	5	1	1	3	0	0	0	0	0	0	0	0	0	0	0	1	4	0	0.216	
Feb 26	PEPPERDINE	*of	3	0	1	0	0	0	0	1	0	0	0	0	0	0	1	4	0	0	0.281	
Mar 01	MICHIGAN STATE	*2b	5	0	0	0	0	0	0	0	0	0	0	0	0	0	1	4	0	0	0.213	
Mar 02	MICHIGAN STATE	*2b	4	0	1	1	0	0	0	0	0	0	0	0	0	0	1	0	2	3	0.244	
Mar 03	MICHIGAN STATE	*2b	5	3	3	3	0	0	1	0	0	0	0	0	0	0	0	2	1	0	0.283	
Mar 05	at Fullerton	*2b	4	1	1	0	1	0	0	1	0	0	0	0	0	1	1	1	4	1	0.280	
Mar 08	XAVIER	*2b	1	1	3	2	0	0	1	0	0	0	0	0	0	1	1	2	0	0	0.383	
Mar 09	XAVIER	*2b	3	1	1	1	0	0	0	1	0	0	0	0	0	0	1	1	3	0	0.310	
Mar 10	XAVIER	*2b	5	0	1	1	0	0	0	0	0	0	0	0	0	0	2	3	2	0	0.309	
Mar 13	NEW MEXICO STATE	*2b	3	0	0	0	0	0	0	2	0	0	0	0	0	0	2	0	2	0	0.288	
Mar 15	WASHINGTON STATE	*2b	4	1	1	1	0	0	0	0	0	0	0	0	0	0	1	0	1	4	0.286	
Mar 16	WASHINGTON STATE	*2b	4	0	0	0	0	0	0	0	0	0	0	0	0	0	2	3	0	0	0.210	
Mar 17	WASHINGTON STATE	*of	3	0	1	0	0	0	0	0	0	0	0	0	0	1	1	0	0	0	0.213	
Mar 20	CAL BAPTIST	*of2b	4	1	2	2	1	0	0	1	0	0	0	0	0	0	0	2	0	0	0.282	
Totals		20gs	57	15	29	23	5	0	4	9	0	0	1	0	0	3	3	18	38	40	1	0.282

On base pct. .351 • Slugging pct. .499

Date	Opponent	Pos	AB	R	H	RBI	2B	3B	HR	BB	SO	CS	HBP	SAC	SF	GDP	K	PO	A	E	Avg	
Feb 15	NOTRE DAME	*of	4	2	2	0	1	0	0	1	1	0	0	0	0	0	0	0	0	0	0	0.500
Feb 16	NOTRE DAME	*of	5	2	2	2	1	0	0	0	0	0	0	0	0	0	1	0	0	0	0	0.444
Feb 17	NOTRE DAME	*of	5	3	4	3	1	0	1	0	0	0	0	0	0	0	0	0	0	0	0	0.571
Feb 20	SAN DIEGO	*of	4	2	1	0	1	0	0	0	0	0	0	0	0	0	1	3	0	0	0	0.500
Feb 23	UC DAVIS-1	*of	3	0	0	0	0	0	0	0	1	0	0	0	0	0	0	2	1	0	0	0.429
Feb 23	UC DAVIS-2	*of	3	3	1	1	0	0	0	1	2	0	0	0	0	0	0	0	0	0	0	0.417
Feb 24	UC DAVIS	*of	2	1	1	1	0	0	0	2	0	0	0	0	0	0	0	0	0	0	0	0.423
Feb 26	PEPPERDINE	*of	3	1	0	0	0	0	0	1	1	0	0	0	0	0	0	1	2	0	0	0.379
Mar 01	MICHIGAN STATE	*of	4	2	2	4	0	0	2	1	0	0	0	0	0	0	0	0	1	3	0	0.394
Mar 02	MICHIGAN STATE	*of	5	0	1	0	0	0	0	0	0	0	0	0	0	0	0	0	1	1	0	0.368
Mar 03	MICHIGAN STATE	*of	4	2	1	2	0	0	1	2	1	0	0	0	0	0	0	0	1	0	0	0.357
Mar 05	at Fullerton	*of	5	1	2	0	0	0	0	0	0	0	0	0	0	0	0	0	3	0	0	0.362
Mar 08	XAVIER	*of	2	5	2	3	1	0	1	2	1	0	0	0	0	0	0	0	0	4	0	0.388
Mar 09	XAVIER	*of	4	2	2	2	1	0	0	1	0	0	0	0	0	0	0	0	0	3	0	0.396
Mar 10	XAVIER	*of	5	1	3	5	0	0	0	1	0	0	0	0	0	0	0	0	4	0	0	0.414
Mar 13	NEW MEXICO STATE	*of	4	3	4	3	0	0	2	1	1	0	0	0	0	0	0	0	0	4	0	0.452
Mar 15	WASHINGTON STATE	*of	4	0	2	0	1	0	0	0	0	0	0	0	0	0	0	1	0	0	0	0.455
Mar 16	WASHINGTON STATE	*of	3	0	1	2	0	0	0	1	0	0	0	0	0	0	0	1	1	0	0	0.449
Mar 17	WASHINGTON STATE	*of	4	1	1	1	1	0	0	1	1	0	0	0	0	0	0	0	4	0	0	0.438
Mar 20	CAL BAPTIST	*of	4	3	2	4	0	0	2	1	0	0	0	0	0	0	0	0	0	2	0	0.442
Totals		20gs	77	34	34	33	6	2	12	16	8	1	3	0	0	2	11	40	0	0	0	0.442

On base pct. .552 • Slugging pct. 1.039

#21 Aldrete, Carter - 1 appearance (All games)																					
Date	Opponent	GS	IP	H	R	ER	BB	SO	2B	3B	HR	WP	BK	HBP	IBB	Score	W-L	Sv	ERA	NP	
Mar 20	CAL BAPTIST	0	1.0	1	1	1	2	1	0	0	0	0	0	0	0	0	15-9	0-0	0	9.00	22
Totals		0	1.0	1	1	1	2	1	0	0	0	0	0	0	0	0	15-9	0-0	0	9.00	-



Blake BURZELL #24 OF

Freshman - 6'6 - 225
Bats/Throws: R/R
Laguna Beach, Calif.
Laguna Beach



Dom CACCHIONE #35 RHP


Freshman - 6'2 - 175
Bats/Throws: R/R
Menlo Park, Calif.
Sacred Heart Prep

Date	Opponent	GS	IP	H	R	ER	BB	SO	2B	3B	HR	WP	BK	HBP	IBB	Score	W-L	Sv	ERA	NP
Feb 16	NOTRE DAME	2.0	1	0	0	1	2	0	0	0	0	0	0	0	0	20-7	1-0	0	0.00	32
Feb 17	NOTRE DAME	0.2	1	0	0	0	0	0	0	0	0	0	0	0	0	16-5	1-0	0	0.00	10
Feb 23	UC DAVIS-2	1.0	0	0	0	0	0	0	0	0	0	0	0	0	0	13-3	1-0	0	0.00	10
Feb 26	PEPPERDINE	1.2	0	0	0	0	1	0	0	0	0	0	0	0	0	4-3	1-0	1	0.00	29
Mar 02	MICHIGAN STATE	2.0	0	0	0	0	4	0	0	0	0	0	0	0	0	8-5	1-0	1	0.00	38
Mar 05	at Fullerton	0.1	0	3	2	1	1	0	0	0	0	0	0	0	0	8-4	1-0	1	2.35	16
Mar 10	XAVIER	1.0	3	3	3	1	0	1	0	0	0	0	0	0	0	11-6	1-0	1	5.19	19
Mar 13	NEW MEXICO STATE	0.2	1	0	0	0	0	0	0	0	0	0	0	0	0	7-3	1-0	1	4.82	12
Mar 17	WASHINGTON STATE	0.2	1	2	2	1	0	0	0	0	0	1	0	2	0	6-5	1-0	1	6.30	17
Mar 20	CAL BAPTIST	1.0	1	1	1	0	3	0	0	0	0	0	0	0	0	15-9	1-0	1	6.55	13
Totals		0	11.0	8	9	8	4	11	1	0	1	1	0	4	0	106-50	1-0	1	6.55	-

Date	Opponent	GS	IP	H	R	ER	BB	SO	2B	3B	HR	WP	BK	HBP	IBB	Score	W-L	Sv	ERA	NP	
Feb 16	NOTRE DAME		0.2	0	0	0	0	0	0	0	0	0	0	0	0	20-7	0-0	0	0.00	6	
Feb 20	SAN DIEGO		2.2	3	2	1	2	0	0	0	0	0	0	0	0	12-2	0-0	0	2.70	39	
Feb 24	UC DAVIS		2.0	2	1	0	2	0	0	0	0	0	0	0	0	17-2	0-0	0	1.69	29	
Mar 03	MICHIGAN STATE		1.0	0	0	0	1	0	0	0	0	0	0	0	0	13-2	0-0	0	1.42	10	
Mar 08	XAVIER		1.0	0	0	0	2	1	0	0	0	0	0	0	0	12-0	0-0	0	1.23	26	
Mar 20	CAL BAPTIST		0.1	0	0	0	0	0	0	0	0	0	0	0	0	15-9	0-0	0	1.17	3	
			0	5	3	1	3	6	1	0	0	0	0	0	2	0	89-22	0-0	0	1.17	-

2018 Sun Devil Baseball

GAME BY GAME



Nick CHEEMA #40 C

Junior - 5'11 - 195
Bats/Throws: R/R
Weatherford, Calif.
Aleda/Central Arizona



Brady CORRIGAN #30 RHP

Sophomore - 6'2 - 210
Bats/Throws: R/R
Plainfield, Ill.
Plainfield North

Date	Opponent	Pos	AB	R	H	RBI	2B	3B	HR	BB	SO	CS	HBP	SAC	ST	GDP	K	PO	A	E	Avg
Feb 17	NOTRE DAME	ph/c	1	0	0	0	0	0	0	0	0	0	0	0	0	0	1	3	0	0	.000
Feb 23	UC DAVIS	ph	1	0	0	0	0	0	0	0	0	0	0	0	0	0	0	0	0	0	.333
Feb 24	UC DAVIS	ph	1	0	0	0	0	0	0	0	0	0	0	0	0	0	1	1	0	0	.250
Mar 03	MICHIGAN STATE	ph/c	1	0	0	0	0	0	0	0	0	0	0	0	0	0	0	0	0	0	.200
Mar 08	XAVIER	ph	1	0	0	0	0	0	0	0	0	0	0	0	0	0	0	4	1	0	.286
Mar 20	CAL BAPTIST	c	2	0	1	0	0	0	0	0	0	0	0	0	0	0	0	0	0	0	.286
Totals		ogs	7	0	2	0	0	0	0	0	0	0	0	0	0	0	3	8	1	0	.286

On base pct. .286 • Slugging pct. .286

Date	Opponent	GS	IP	H	R	ER	BB	SO	2B	3B	HR	WP	BK	HBP	IBB	Score	W-L	Sv	ERA	NP
Feb 15	NOTRE DAME	0.2	0	0	0	0	1	1	0	0	0	0	0	0	0	10-1	0-0	0	0.00	16
Feb 17	NOTRE DAME	1.0	1	0	0	0	0	1	0	0	0	0	0	0	0	16-5	0-0	0	0.00	15
Feb 20	SAN DIEGO	2.2	1	0	0	0	3	1	0	0	0	1	0	0	0	12-2	0-0	0	0.00	33
Feb 26	PEPPERDINE	2.0	3	1	1	0	2	1	0	0	0	0	0	0	0	4-3	1-0	0	1.42	30
Mar 02	MICHIGAN STATE	1.0	1	1	1	1	2	0	0	0	0	0	0	0	0	8-5	1-0	0	2.45	17
Mar 05	at Fullerton	2.2	1	0	0	2	6	0	0	0	0	0	0	0	0	6-4	2-0	0	1.80	46
Mar 10	XAVIER	1.1	1	0	0	2	3	0	0	0	0	0	0	0	0	11-6	2-0	0	1.59	34
Mar 13	NEW MEXICO STATE	1.1	2	2	2	2	2	0	0	0	0	0	0	0	0	7-3	2-0	0	2.84	34
Mar 16	WASHINGTON STATE	1.2	3	2	1	0	0	2	0	0	0	0	0	0	0	8-7	2-0	0	3.14	34
Mar 17	WASHINGTON STATE	2.0	3	0	0	0	3	1	0	0	0	0	0	1	0	6-5	2-0	0	2.76	32
Mar 20	CAL BAPTIST	0.2	1	0	0	0	0	0	0	0	0	0	0	0	0	15-9	2-0	0	2.65	12
Totals		0	17.0	17	6	5	8	23	4	0	0	1	0	1	0	103-50	2-0	0	2.65	-



RJ DABOVICH #11 RHP

Sophomore - 6'3 - 215
Bats/Throws: R/R
Pueblo, Colo.
Pueblo West/Central Arizona




Colby DAVIS #22 RHP

Sophomore - 6'8 - 235
Bats/Throws: R/R
Scottsdale, Ariz.
Chaparral

Date	Opponent	GS	IP	H	R	ER	BB	SO	2B	3B	HR	WP	BK	HBP	IBB	Score	W-L	Sv	ERA	NP
Feb 17	NOTRE DAME	*	5.0	4	3	3	5	4	1	0	0	0	0	0	0	16-5	1-0	0	5.40	88
Feb 24	UC DAVIS	*	7.0	4	1	1	1	3	1	0	1	0	0	1	0	17-2	2-0	0	3.00	78
Mar 03	MICHIGAN STATE	*	6.0	4	1	1	2	5	0	0	0	1	0	0	0	13-2	3-0	0	2.50	74
Mar 10	XAVIER	*	6.1	5	3	1	3	6	2	0	1	0	0	0	0	11-6	4-0	0	2.22	90
Mar 17	WASHINGTON STATE	*	3.2	6	3	2	1	3	1	0	0	1	0	1	0	6-5	4-0	0	2.57	86
Totals		5	28.0	23	11	8	12	21	5	0	2	2	0	2	0	63-20	4-0	0	2.57	-

Date	Opponent	GS	IP	H	R	ER	BB	SO	2B	3B	HR	WP	BK	HBP	IBB	Score	W-L	Sv	ERA	NP
Mar 20	CAL BAPTIST	0	0.2	4	3	3	1	1	1	1	0	0	0	0	0	15-9	0-0	0	40.50	25
Totals		0	0.2	4	3	3	1	1	1	1	0	0	0	0	0	15-9	0-0	0	40.50	-



Myles DENSON

#17
OF

Junior - 6'2 - 185
Bats/Throws: R/R
Las Vegas, Nev.
Bishop Gorman

Date	Opponent	Pos	AB	R	H	RBI	2B	3B	HR	BB	SB	CS	HBP	SAC	SF	GDP	K	PO	A	E	Avg	
Feb 15	NOTRE DAME	ph/of	1	0	0	0	0	0	0	0	0	0	0	0	0	0	0	0	0	0	.000	
Feb 16	NOTRE DAME	ph/of	1	0	0	0	0	0	0	0	0	0	0	0	0	0	0	0	0	0	.000	
Feb 17	NOTRE DAME	ph	1	0	1	1	0	0	0	0	0	0	0	0	0	0	0	0	0	0	.500	
Feb 20	SAN DIEGO	ph	1	0	1	0	0	0	0	0	0	0	0	0	0	0	0	0	0	0	.667	
Feb 23	UC DAVIS-2	*dh	5	1	3	3	1	0	0	0	0	0	0	0	0	0	1	0	0	0	.625	
Feb 24	UC DAVIS	ph/of	2	1	1	0	0	1	0	0	0	0	0	0	0	1	0	1	0	0	.600	
Mar 01	MICHIGAN STATE	*of	4	1	2	1	1	1	0	0	0	0	0	0	0	0	0	0	0	0	.571	
Mar 02	MICHIGAN STATE	*of	5	1	1	0	0	0	0	0	0	0	0	0	0	0	2	1	0	0	.474	
Mar 03	MICHIGAN STATE	*of	5	0	3	1	0	0	0	0	0	0	0	0	0	0	0	1	0	0	.500	
Mar 05	at Fullerton	*of	3	0	0	0	0	0	0	0	0	0	0	0	0	1	3	0	0	0	.444	
Mar 08	XAVIER	*of	3	0	0	0	0	0	0	0	0	0	0	0	0	0	0	3	0	0	.400	
Mar 09	XAVIER	*of	3	0	0	0	0	0	0	0	0	0	0	0	0	0	1	1	0	0	.364	
Mar 13	NEW MEXICO STATE	*of	4	0	1	0	0	0	0	0	0	0	0	0	0	0	0	2	0	0	.351	
Mar 15	WASHINGTON STATE	*of	4	0	3	0	1	0	0	0	0	0	0	0	0	0	1	0	0	0	.390	
Mar 16	WASHINGTON STATE	*of	3	0	1	0	0	0	0	0	0	0	0	0	0	0	0	2	0	0	.386	
Mar 17	WASHINGTON STATE	*dh	4	0	0	0	0	0	0	0	0	0	0	0	0	0	2	0	0	0	.354	
Mar 20	CAL BAPTIST	*of	1	0	0	0	0	0	0	0	0	0	0	0	0	0	0	3	0	0	.347	
Totals		11gs	49	5	17	8	3	2	0	2	0	0	0	0	1	0	1	7	18	1	0	.347

On base pct. .373 • Slugging pct. .490




Sam FERRI

#9
C

RS Sophomore - 5'11 - 185
Bats/Throws: R/R
Norridge, Ill.
Notre Dame College

Date	Opponent	Pos	AB	R	H	RBI	2B	3B	HR	BB	SB	CS	HBP	SAC	SF	GDP	K	PO	A	E	Avg	
Feb 15	NOTRE DAME	*c	4	1	2	3	1	0	0	0	0	0	0	0	0	0	0	1	13	1	0	.500
Feb 16	NOTRE DAME	*c	3	0	0	0	0	0	0	0	0	0	0	0	0	0	0	3	5	1	0	.286
Feb 17	NOTRE DAME	*c	3	1	0	0	0	0	0	0	0	0	0	0	0	0	0	0	5	1	0	.200
Feb 20	SAN DIEGO	*c	3	2	1	2	0	0	0	0	0	0	0	0	0	0	0	0	4	2	0	.231
Feb 23	UC DAVIS-1	*c	3	0	2	0	0	0	0	0	0	0	0	0	0	0	0	0	6	1	0	.312
Feb 24	UC DAVIS	*c	3	2	0	0	0	0	0	0	0	0	0	0	0	0	0	0	2	0	0	.294
Feb 26	PEPPERDINE	*c	3	1	1	0	0	0	0	0	0	0	0	0	0	0	0	0	1	5	0	.300
Mar 01	MICHIGAN STATE	*c	4	2	2	1	0	0	0	0	0	0	0	0	0	0	0	1	6	1	0	.333
Mar 02	MICHIGAN STATE	*c	5	3	2	0	0	0	0	0	0	0	0	0	0	0	0	1	12	3	0	.345
Mar 05	at Fullerton	*c	4	0	0	1	0	0	0	0	0	0	0	0	0	0	0	0	11	1	0	.303
Mar 08	XAVIER	*c	3	0	2	1	1	0	0	0	0	0	0	0	0	0	0	0	1	6	0	.333
Mar 09	XAVIER	*c	3	1	1	0	0	0	0	0	0	0	0	0	0	0	0	0	9	0	0	.333
Mar 13	NEW MEXICO STATE	*c	4	0	1	1	0	1	0	0	0	0	0	0	0	0	0	0	1	12	0	.326
Mar 15	WASHINGTON STATE	*c	3	0	0	0	0	0	0	0	0	0	0	0	0	0	0	0	3	2	0	.304
Mar 16	WASHINGTON STATE	*c	4	2	2	2	0	0	1	0	0	0	0	0	0	0	0	0	4	3	0	.320
Mar 17	WASHINGTON STATE	*c	0	0	0	0	0	0	0	0	0	0	0	0	0	0	0	0	3	0	0	.320
Mar 20	CAL BAPTIST	*c	3	0	0	0	0	0	0	0	0	0	0	0	0	0	0	0	5	0	0	.302
Totals		16gs	53	15	16	11	4	1	1	3	0	0	2	1	0	0	0	9	111	16	1	.302

On base pct. .362 • Slugging pct. .472



Dusty GARCIA

#10
OF

Freshman - 6'0 - 175
Bats/Throws: L/R
Port Orchard, Wash.
South Kitsap

Date	Opponent	Pos	AB	R	H	RBI	2B	3B	HR	BB	SB	CS	HBP	SAC	SF	GDP	K	PO	A	E	Avg
Feb 16	NOTRE DAME	ph/of	2	0	0	0	0	0	0	0	0	0	0	0	0	0	0	0	0	0	.000
Feb 17	NOTRE DAME	ph/of	1	0	0	0	0	0	0	0	0	0	0	0	0	0	0	1	0	0	.000
Feb 20	SAN DIEGO	of	1	0	1	0	1	0	0	0	0	0	0	0	0	0	0	2	0	1	.250
Feb 23	UC DAVIS-1	ph/of	0	1	0	0	0	0	0	0	0	0	0	0	0	0	0	0	0	0	.250
Feb 23	UC DAVIS-2	ph/of	2	0	0	0	0	0	0	0	0	0	0	0	0	0	0	0	0	0	.167
Feb 24	UC DAVIS	ph/of	1	0	0	0	0	0	0	0	0	0	0	0	0	0	0	0	0	0	.143
Mar 01	MICHIGAN STATE	ph/of	1	0	0	0	0	0	0	0	0	0	0	0	0	0	0	0	0	0	.125
Mar 03	MICHIGAN STATE	*dh	3	1	1	0	0	0	2	0	0	0	0	0	0	0	2	0	0	0	.182
Mar 08	XAVIER	ph/of	1	0	0	0	0	0	0	0	0	0	0	0	0	0	1	1	0	0	.167
Mar 10	XAVIER	*of	3	1	1	0	0	0	0	0	0	0	0	0	0	0	1	3	0	0	.200
Mar 13	NEW MEXICO STATE	ph/of	0	0	0	0	0	0	0	0	0	0	0	0	0	0	0	0	0	0	.200
Mar 15	WASHINGTON STATE	ph/of	1	1	0	0	0	0	0	0	0	0	0	0	0	0	0	1	1	0	.188
Mar 16	WASHINGTON STATE	ph/of	2	1	1	0	0	0	0	0	0	0	0	0	0	0	0	1	0	0	.222
Mar 17	WASHINGTON STATE	ph/of	2	1	1	0	0	0	0	0	0	0	0	0	0	0	0	1	0	0	.222
Totals		2gs	18	6	4	0	1	0	0	5	2	0	0	0	0	0	6	10	0	1	.222

On base pct. .391 • Slugging pct. .278




Trevor HAUVER

#18
OF

Sophomore - 6'0 - 205
Bats/Throws: L/R
Chandler, Ariz.
Perry

Date	Opponent	Pos	AB	R	H	RBI	2B	3B	HR	BB	SB	CS	HBP	SAC	SF	GDP	K	PO	A	E	Avg	
Feb 15	NOTRE DAME	*of	1	1	0	0	0	0	0	0	0	0	0	0	0	0	0	0	1	0	0	.333
Feb 16	NOTRE DAME	*of	2	3	1	0	0	0	0	3	0	0	0	0	0	0	0	1	1	0	0	.250
Feb 17	NOTRE DAME	*of	5	2	1	0	0	0	0	1	0	0	0	0	0	0	0	0	1	1	0	.273
Feb 20	SAN DIEGO	*of	3	1	1	1	0	0	0	0	0	0	0	0	0	0	0	2	3	0	0	.333
Feb 23	UC DAVIS-1	*of	4	1	2	1	1	0	0	0	0	0	0	0	0	0	0	0	1	0	0	.350
Feb 23	UC DAVIS-2	*of	5	1	2	0	0	0	0	0	0	0	0	0	0	0	0	0	2	1	0	.417
Feb 24	UC DAVIS	*of2b	4	4	3	7	1	0	1	1	0	0	0	0	0	1	0	0	3	1	0	.383
Feb 26	PEPPERDINE	*of	4	1	1	2	0	0	0	0	0	0	0	0	0	0	0	1	4	1	0	.393
Mar 01	MICHIGAN STATE	*of	3	0	1	0	0	0	0	0	0	0	0	0	0	0	0	0	0	2	0	.405
Mar 02	MICHIGAN STATE	*of	6	2	3	1	1	0	0	0	0	0	0	0	0	0	0	3	3	0	0	.405
Mar 03	MICHIGAN STATE	*of	5	2	2	3	0	0	2	1	0	0	0	0	0	0	0	0	1	2	0	.404
Mar 05	at Fullerton	*of	5	0	2	1	1	0	0	0	0	0	0	0	0	0	0	1	1	0	0	.365
Mar 08	XAVIER	*of	5	0	0	0	0	0	0	0	0	0	0	0	0	0	0	0	3	0	0	.405
Mar 09	XAVIER	*of	5	1	1	0	0	0	0	0	0	0	0	0	0	0	0	2	4	0	0	.351
Mar 10	XAVIER	*of	3	2	2	0	0	0	0	0	0	0	0	0	0	0	0	1	0	0	0	.367
Mar 13	NEW MEXICO STATE	*of	4	2	3	1	0	0	1	1	0	0	0	0	0	0	0	0	1	0	0	.391
Mar 15	WASHINGTON STATE	*of	4	1	2	0	0	0	0	0	0	0	0	0	0	0	0	0	1	1	0	.397
Mar 16	WASHINGTON STATE	*of	3	2	1	0	0	0	0	0	0	0	0	0	0	0	0	0	1	0	0	.394
Mar 17	WASHINGTON STATE	*of	4	0	0	0	0	0	0	0	0	0	0	0	0	0	0	0	0	1	0	.373
Mar 20	CAL BAPTIST	*of	3	3	1	0	0	0	0	1	0	0	0	0	0	0	0	0	1	0	0	.372
Totals		20gs	78	29	29	20	4	0	6	19	0	1	0	0	2	0	17	35	2	2	.372	

On base pct. .485 • Slugging pct. .654



Luke LaFlam #29 RHP

Freshman - 6'2 - 200
Bats/Throws: R/R
Aurora, Colo.
Grandview

Date	Opponent	GS	IP	H	R	ER	BB	SO	2B	3B	HR	WP	BK	HBP	IBB	Score	W-L	Sv	ERA	NP
Feb 16	NOTRE DAME		1.0	2	0	0	0	1	0	0	0	0	0	0	0	20-7	0-0	0	0.00	15
Feb 23	UC DAVIS-2		1.0	0	0	0	0	3	0	0	0	0	0	0	0	13-3	0-0	0	0.00	12
Totals		0	2.0	2	0	0	0	4	0	0	0	0	0	0	0	33-10	0-0	0	0.00	-



Will LEVINE #12 RHP

Sophomore - 6'2 - 200
Bats/Throws: R/R
Mission Viejo, Calif.
Mission Viejo

Date	Opponent	GS	IP	H	R	ER	BB	SO	2B	3B	HR	WP	BK	HBP	IBB	Score	W-L	Sv	ERA	NP
Feb 16	NOTRE DAME		0.1	1	2	2	3	1	0	0	0	0	1	0	0	20-7	0-0	0	54.00	19
Mar 03	MICHIGAN STATE		1.0	2	1	1	0	1	0	0	0	1	0	0	0	13-2	0-0	0	20.25	19
Mar 08	XAVIER		1.0	0	0	0	0	1	0	0	0	0	0	0	0	12-0	0-0	0	11.57	10
Mar 20	CAL BAPTIST		0.1	3	4	3	2	0	0	0	0	1	0	0	0	15-9	0-0	0	20.25	23
Totals		0	2.2	6	7	6	5	3	0	0	0	2	1	0	0	60-18	0-0	0	20.25	-



Marc LIDD #31 INF

Freshman - 6'4 - 210
Bats/Throws: R/R
Irvine, Calif.
Crean Lutheran

Date	Opponent	Pos	AB	R	H	RBI	2B	3B	HR	BB	SB	CS	HBP	SAC	SF	GDP	K	PO	A	E	Avg
Feb 17	NOTRE DAME	ph/rb	1	0	0	0	0	0	0	0	0	0	0	0	0	0	1	0	0	0	0.000
Feb 23	UC DAVIS-2	ph/rb	1	0	0	0	0	0	0	0	0	0	0	0	0	0	1	2	0	0	0.000
Feb 24	UC DAVIS	1b	1	0	1	0	0	0	0	0	0	0	0	0	0	0	1	0	0	0	0.333
Mar 03	MICHIGAN STATE	ph/2b	1	0	0	0	0	0	0	0	0	0	0	0	0	0	1	0	0	0	0.250
Mar 08	XAVIER	ph/rb	2	1	1	0	0	1	0	0	0	0	0	0	0	0	0	0	0	0	0.333
Mar 10	XAVIER	ph	1	0	0	0	0	0	0	0	0	0	0	0	0	0	0	0	0	0	0.286
Mar 15	WASHINGTON STATE	ph	1	0	0	0	0	0	0	0	0	0	0	0	0	0	0	0	0	0	0.250
Mar 20	CAL BAPTIST	ph/rb	1	0	0	0	0	0	0	0	0	0	0	0	0	0	1	0	1	0	0.222
Totals		ogs	9	1	2	0	0	1	0	0	0	0	0	0	0	0	2	5	1	1	0.222

On base pct. .222 • Slugging pct. .556

#31 Lidd, Marc - 1 appearance (All games)

Date	Opponent	GS	IP	H	R	ER	BB	SO	2B	3B	HR	WP	BK	HBP	IBB	Score	W-L	Sv	ERA	NP
Feb 20	SAN DIEGO		1.0	0	0	0	1	1	0	0	0	0	0	0	0	12-2	0-0	0	0.00	17
Totals		0	1.0	0	0	0	1	1	0	0	0	0	0	0	0	12-2	0-0	0	0.00	-




Lyle LIN #22 RHP

Sophomore - 6'8 - 235
Bats/Throws: R/R
Scottsdale, Ariz.
Chaparral

Date	Opponent	Pos	AB	R	H	RBI	2B	3B	HR	BB	SB	CS	HBP	SAC	SF	GDP	K	PO	A	E	Avg	
Feb 15	NOTRE DAME	*dh	3	1	1	2	0	0	0	1	0	0	0	0	0	0	0	0	0	0	0.333	
Feb 16	NOTRE DAME	*dh/c	6	2	3	3	0	0	0	0	0	0	0	0	0	0	1	2	0	0	0.444	
Feb 17	NOTRE DAME	*dh	3	2	1	2	0	0	0	1	0	0	0	0	0	0	0	0	0	0	0.417	
Feb 20	SAN DIEGO	*dh/c	4	1	0	0	0	0	0	1	0	0	0	0	0	0	0	3	3	0	0.312	
Feb 23	UC DAVIS-1	*dh/c	3	0	0	1	0	0	0	0	0	0	0	0	0	1	0	0	0	0	0.263	
Feb 23	UC DAVIS-2	*c	5	2	3	6	1	0	1	0	0	0	0	0	0	0	0	0	12	1	0.333	
Feb 24	UC DAVIS	*dh/c	6	1	2	2	1	0	0	0	0	0	0	0	0	0	0	0	0	0	0.333	
Feb 26	PEPPERDINE	*dh	4	1	2	1	0	0	1	0	0	0	0	0	0	0	1	0	0	0	0.353	
Mar 01	MICHIGAN STATE	*dh/c	4	0	3	1	0	0	0	1	0	0	0	0	0	0	0	0	1	0	0.355	
Mar 02	MICHIGAN STATE	*dh	4	0	0	1	0	0	0	1	0	0	0	0	0	0	0	0	0	0	0.357	
Mar 03	MICHIGAN STATE	*c	4	2	1	0	0	0	0	1	0	0	0	0	0	0	0	0	8	0	0.348	
Mar 05	at Fullerton	*dh	3	0	0	1	0	0	0	0	0	0	0	0	0	1	0	0	0	0	0.327	
Mar 08	XAVIER	*dh/c	4	1	3	4	0	0	1	0	0	0	0	0	0	0	0	0	0	0	0.358	
Mar 09	XAVIER	*dh	4	2	2	1	1	0	0	0	0	0	0	0	0	0	0	0	2	1	0.368	
Mar 10	XAVIER	*c	4	1	0	0	0	0	0	1	0	0	0	0	0	0	0	0	9	0	0.344	
Mar 13	NEW MEXICO STATE	*dh	5	0	0	0	0	0	0	0	0	0	0	0	0	0	0	2	0	0	0.318	
Mar 15	WASHINGTON STATE	*dh/c	4	0	1	0	0	0	0	0	0	0	0	0	0	0	0	2	2	0	0.314	
Mar 16	WASHINGTON STATE	*dh	4	0	0	0	0	0	0	0	0	0	0	0	0	0	0	3	0	0	0.297	
Mar 17	WASHINGTON STATE	*c	5	1	1	0	0	0	0	0	0	0	0	0	0	0	0	0	9	0	0.291	
Mar 20	CAL BAPTIST	*dh	5	1	2	1	0	0	0	0	0	0	0	0	0	0	0	1	0	0	0.298	
Totals		20gs	84	18	25	26	3	0	3	7	0	0	0	0	0	4	0	15	52	1	1	0.298

On base pct. .337 • Slugging pct. .440



Alec MARSH #8 RHP

Junior - 6'2 - 220
Bats/Throws: R/R
Milwaukee, Wis.
Ronald Reagan


Date	Opponent	GS	IP	H	R	ER	BB	SO	2B	3B	HR	WP	BK	HBP	IBB	Score	W-L	Sv	ERA	NP
Feb 15	NOTRE DAME	*	6.2	4	1	1	1	10	1	0	1	0	0	0	0	10-1	1-0	0	1.35	88
Feb 23	UC DAVIS-1	*	8.0	7	2	1	1	5	2	0	0	0	0	1	0	3-2	2-0	0	1.23	101
Mar 01	MICHIGAN STATE	*	7.0	5	0	0	2	6	1	0	0	0	0	0	0	8-0	3-0	0	0.83	96
Mar 05	at Fullerton	*	2.0	2	1	0	1	3	1	0	0	0	0	0	0	6-4	3-0	0	0.76	41
Mar 09	XAVIER	*	5.0	6	3	1	3	6	2	0	1	1	0	0	0	8-3	4-0	0	0.94	88
Totals		4	28.2	24	7	3	8	30	7	0	2	1	0	1	0	35-10	4-0	0	0.94	-



Chaz MONTOYA #3 LHP

Junior - 6'0 - 160
Bats/Throws: L/L
Glendale, Ariz.
Centennial


Date	Opponent	GS	IP	H	R	ER	BB	SO	2B	3B	HR	WP	BK	HBP	IBB	Score	W-L	Sv	ERA	NP
Feb 16	NOTRE DAME		1.0	0	0	0	0	0	0	0	0	0	0	0	0	20-7	0-0	0	0.00	16
Feb 17	NOTRE DAME		1.0	2	1	1	2	2	0	0	1	0	0	0	0	16-5	0-0	0	4.50	29
Feb 20	SAN DIEGO		1.1	1	0	0	1	3	0	0	0	0	0	0	0	12-2	1-0	0	2.70	26
Feb 23	UC DAVIS-2		1.0	0	0	0	0	2	0	0	0	0	0	0	0	13-3	1-0	0	2.08	13
Feb 26	PEPPERDINE		0.1	1	1	0	0	0	0	0	0	0	0	0	0	4-3	1-0	0	1.93	7
Mar 03	MICHIGAN STATE		1.0	1	0	0	0	2	0	0	0	0	0	0	0	13-2	1-0	0	1.59	18
Mar 05	at Fullerton		1.2	0	0	0	0	0	0	0	0	0	0	0	0	6-4	1-0	0	1.23	15
Mar 10	XAVIER		0.1	0	0	0	0	0	0	0	0	0	0	0	0	11-8	1-0	0	1.17	6
Mar 13	NEW MEXICO STATE		1.2	0	0	0	0	3	0	0	0	0	0	0	0	7-3	1-0	1	0.96	16
Totals		0	9.1	5	2	1	3	12	0	0	1	0	0	0	0	102-35	1-0	1	0.96	-



Sam ROMERO #26 RHP

Freshman - 6'2 - 195
Bats/Throws: R/R
Phoenix, Ariz.
Alhambra/Phoenix College

Date	Opponent	GS	IP	H	R	ER	BB	SO	2B	3B	HR	WP	BK	HBP	IBB	Score	W-L	Sv	ERA	NP
Feb 15	NOTRE DAME		0.1	1	0	0	0	0	0	0	0	0	0	0	0	20-7	0-0	0	0.00	9
Feb 16	NOTRE DAME		0.2	0	0	0	2	1	0	0	0	0	0	0	0	16-5	0-0	0	0.00	18
Feb 20	SAN DIEGO	*	1.1	3	0	0	1	0	0	0	0	0	0	1	0	12-2	0-0	0	0.00	31
Feb 23	UC DAVIS-1		1.0	2	1	1	0	0	0	0	1	0	0	0	0	13-3	0-0	0	2.70	15
Mar 01	MICHIGAN STATE		2.0	2	0	0	2	0	0	0	1	0	0	0	0	8-0	0-0	0	1.69	25
Mar 05	at Fullerton	*	2.1	4	0	0	0	2	1	0	0	0	0	0	0	6-4	0-0	0	1.17	38
Mar 09	XAVIER	*	1.0	0	0	0	0	0	0	0	0	0	0	0	0	8-3	0-0	0	1.04	8
Mar 13	NEW MEXICO STATE	*	2.2	3	1	1	0	3	0	0	1	0	0	1	0	7-3	0-0	0	1.59	49
Mar 15	WASHINGTON STATE	*	2.2	2	0	0	0	2	0	0	0	0	0	0	0	6-0	0-0	0	1.29	33
Mar 20	CAL BAPTIST	*	5.0	4	0	0	1	5	0	0	0	0	0	1	0	15-9	1-0	0	0.95	75
Totals		4	19.0	21	2	2	4	15	1	0	2	1	0	3	0	111-36	1-0	0	0.95	-



Drew SWIFT #6 INF

Sophomore - 6'0 - 155
Bats/Throws: R/R
Chandler, Ariz.
Hamilton

Date	Opponent	Pos	AB	R	H	RBI	2B	3B	HR	BB	CS	HBP	SAC	SF	GDP	K	PO	A	E	Avg
Feb 15	NOTRE DAME	*2b	3	1	0	0	0	0	1	0	0	0	0	0	0	0	2	0	2	0.000
Feb 16	NOTRE DAME	*2b/ss	5	3	2	1	1	0	0	0	0	0	0	0	0	2	5	0	2	250
Feb 17	NOTRE DAME	*2b/ss	3	3	1	2	0	0	2	0	0	0	0	0	0	0	3	3	0	273
Feb 20	SAN DIEGO	*2b	4	1	3	3	0	0	0	0	0	0	0	0	0	1	0	1	3	400
Feb 23	UC DAVIS-1	*2b	2	1	1	0	0	0	0	0	0	0	0	1	0	1	0	4	0	412
Feb 23	UC DAVIS-2	*2b/ss	3	1	0	0	0	0	2	0	0	0	0	0	0	1	1	5	0	360
Feb 24	UC DAVIS	*2b/ss	2	3	2	1	0	0	1	0	0	0	0	0	0	0	3	1	0	409
Feb 26	PEPPERDINE	*2b	3	0	0	0	0	0	0	0	0	0	0	0	0	0	3	1	1	360
Mar 17	WASHINGTON STATE	*2b	4	0	3	2	1	0	0	0	0	0	0	0	0	0	1	2	0	414
Mar 20	CAL BAPTIST	*2b	3	3	1	0	0	0	2	0	0	0	0	0	0	1	2	1	0	406
Totals		10gs	32	16	13	9	5	0	8	0	0	0	0	1	1	2	20	27	1	406

On base pct. .512 • Slugging pct. .562



Erik TOLMAN #15 LHP


Freshman - 6'2 - 190
Bats/Throws: L/L
Lake Forest, Calif.
El Toro

Date	Opponent	Pos	AB	R	H	RBI	2B	3B	HR	BB	SO	CS	HBP	SAC	SF	GDP	K	PO	A	E	Avg
Feb 23	UC DAVIS-2	of	0	0	0	0	0	0	0	0	0	0	0	0	0	0	0	0	0	0	.000
Feb 24	UC DAVIS	of	2	0	0	0	0	0	0	0	0	0	0	0	0	0	0	0	0	0	.000
Mar 10	XAVIER	dh	3	2	3	1	0	0	0	0	0	0	1	0	0	0	0	0	0	0	.600
Mar 20	CAL BAPTIST	of	1	0	0	0	0	0	0	0	0	0	0	0	0	0	1	0	0	0	.500
Totals		1gs	6	2	3	1	0	0	0	0	0	0	1	0	0	0	1	0	0	0	.500

On base pct. .571 • Slugging pct. .500

#15 Tolman,Erik - 9 appearances (All games)

Date	Opponent	GS	IP	H	R	ER	BB	SO	2B	3B	HR	WP	BK	HBP	IBB	Score	W-L	Sv	ERA	NP
Feb 15	NOTRE DAME		1.2	1	0	0	3	0	0	0	0	0	0	0	0	10-1	0-0	0	0.00	30
Feb 17	NOTRE DAME		0.2	1	1	1	1	0	0	0	0	0	0	0	0	16-5	0-0	0	3.86	24
Feb 23	UC DAVIS-1		1.0	0	0	0	0	0	0	0	0	0	0	0	0	3-2	0-0	1	2.70	8
Feb 26	PEPPERDINE	*	5.0	3	1	0	1	2	0	0	0	2	0	1	0	4-3	0-0	1	1.08	75
Mar 02	MICHIGAN STATE		3.0	1	0	0	1	1	0	0	0	1	0	1	0	8-5	1-0	1	0.79	38
Mar 09	XAVIER		3.0	0	0	0	0	4	0	0	0	0	0	0	0	8-3	1-0	1	0.63	45
Mar 13	NEW MEXICO STATE		2.2	1	0	0	2	4	0	0	0	1	0	0	0	7-3	2-0	1	0.53	52
Mar 16	WASHINGTON STATE		0.1	1	1	1	2	0	1	0	0	0	0	0	0	8-7	2-0	1	1.04	17
Mar 17	WASHINGTON STATE		2.1	1	0	0	2	4	0	0	0	0	0	1	0	6-5	3-0	1	0.92	52
Totals		1	19.2	9	3	2	9	19	1	0	0	4	0	3	0	70-34	3-0	1	0.92	-



Spencer TORKELSON #20 INF

Sophomore - 6'1 - 220
Bats/Throws: R/R
Petaluma, Calif.
Casa Grande

Date	Opponent	Pos	AB	R	H	RBI	2B	3B	HR	BB	SO	CS	HBP	SAC	SF	GDP	K	P	A	E	Avg	
Feb 15	NOTRE DAME	*1b	4	1	2	3	1	0	0	1	0	0	0	0	0	0	0	7	0	0	.500	
Feb 16	NOTRE DAME	*1b	5	2	3	2	0	0	0	0	0	0	0	0	0	1	8	2	0	0	.556	
Feb 17	NOTRE DAME	*1b	5	2	4	4	1	0	0	0	0	0	0	0	0	0	1	6	0	0	.943	
Feb 20	SAN DIEGO	*1b	5	1	2	3	0	0	1	1	0	0	0	0	0	0	1	7	1	0	.579	
Feb 23	UC DAVIS-1	*1b	4	0	2	1	0	0	0	0	0	0	0	0	0	0	0	9	1	0	.565	
Feb 23	UC DAVIS-2	*1b	5	1	2	1	0	0	0	0	0	0	0	0	0	0	0	10	0	0	.536	
Feb 24	UC DAVIS	*1b	3	2	2	1	0	0	0	1	0	0	0	0	0	1	0	9	1	0	.548	
Feb 26	PEPPERDINE	*1b	4	0	0	0	0	0	0	0	0	0	0	0	0	0	2	7	2	0	.486	
Mar 01	MICHIGAN STATE	*1b	5	1	2	0	0	0	0	0	0	0	0	0	0	0	1	13	2	0	.475	
Mar 02	MICHIGAN STATE	*1b	5	2	2	4	1	0	1	1	0	0	0	0	0	0	1	10	1	0	.487	
Mar 03	MICHIGAN STATE	*1b	3	1	1	0	0	0	0	3	0	0	0	0	0	0	0	6	0	0	.458	
Mar 05	at Fullerton	*1b	3	0	0	0	0	0	0	2	0	0	0	0	0	0	2	7	0	0	.431	
Mar 08	XAVIER	*1b	3	3	1	0	0	0	2	0	0	0	0	0	0	0	5	1	0	0	.426	
Mar 09	XAVIER	*1b	4	1	1	1	0	0	0	0	0	0	0	0	0	0	2	7	1	0	.414	
Mar 10	XAVIER	*1b	4	0	0	0	0	0	0	1	0	0	0	0	0	0	1	6	2	0	.387	
Mar 13	NEW MEXICO STATE	*1b	4	1	1	0	0	0	0	1	0	0	0	0	0	0	0	5	0	0	.379	
Mar 15	WASHINGTON STATE	*1b	3	1	1	0	0	0	0	1	0	0	0	0	0	0	0	11	3	0	.377	
Mar 16	WASHINGTON STATE	*1b	4	1	2	1	0	0	1	0	0	0	0	0	0	0	1	10	2	0	.384	
Mar 17	WASHINGTON STATE	*1b	5	1	2	0	0	0	0	0	0	0	0	0	0	0	1	4	0	0	.385	
Mar 20	CAL BAPTIST	*1b	4	2	2	3	1	0	0	1	0	0	0	0	0	0	1	4	1	0	.390	
Totals		20gs	82	23	32	24	5	0	3	15	0	0	0	0	0	2	0	15	151	19	0	.390

On base pct. .475 • Slugging pct. .561



Boyd VANDER KOOI #19 RHP

Sophomore - 6'5 - 220
Bats/Throws: R/R
Mesa, Ariz.
Skyline

Date	Opponent	GS	IP	H	R	ER	BB	SO	2B	3B	HR	WP	BK	HBP	IBB	Score	W-L	Sv	ERA	NP
Feb 16	NOTRE DAME	*	3.2	6	5	5	2	3	0	0	1	2	0	1	1	20-7	0-0	0	12.27	72
Feb 23	UC DAVIS-2	*	5.0	5	2	2	4	8	1	0	0	1	0	0	0	13-3	1-0	0	7.27	82
Mar 02	MICHIGAN STATE	*	5.0	4	4	2	2	6	0	0	1	1	0	0	0	8-5	1-0	0	5.93	77
Mar 08	XAVIER	*	7.0	5	0	0	2	6	1	0	0	1	0	1	0	12-0	2-0	0	3.92	95
Totals		4	20.2	20	11	9	10	23	2	0	2	4	0	2	1	53-15	2-0	0	3.92	-



Alika WILLIAMS #5 INF

Sophomore - 6'2 - 180
Bats/Throws: R/R
San Diego, Calif.
Rancho Bernardo

Date	Opponent	Pos	AB	R	H	RBI	2B	3B	HR	BB	SO	CS	HBP	SAC	SF	GDP	K	PO	A	E	Avg	
Feb 15	NOTRE DAME	*ss	4	2	1	2	0	0	0	0	0	0	0	0	0	0	0	1	2	4	0	.250
Feb 16	NOTRE DAME	*ss	3	1	2	0	0	0	0	0	0	0	0	0	0	0	0	1	1	1	0	.429
Feb 17	NOTRE DAME	*ss	1	1	0	0	0	0	0	0	0	0	0	0	0	0	0	0	3	0	0	.375
Feb 20	SAN DIEGO	*ss	3	1	1	0	0	0	0	1	0	0	0	0	0	0	0	2	2	0	0	.364
Feb 23	UC DAVIS-1	*ss	3	0	1	0	1	0	0	0	0	0	0	0	0	0	0	2	4	0	0	.357
Feb 23	UC DAVIS-2	*ss	2	1	1	1	1	0	0	0	0	0	0	0	0	0	0	1	0	1	0	.375
Feb 24	UC DAVIS	*ss	3	1	1	0	0	0	0	0	0	0	0	0	0	0	0	0	0	0	0	.368
Feb 26	PEPPERDINE	*ss	4	0	1	1	0	0	0	0	0	0	0	0	0	0	0	2	0	0	0	.348
Mar 01	MICHIGAN STATE	*ss	3	1	1	1	0	0	0	1	1	0	0	0	0	0	0	0	5	1	0	.346
Mar 02	MICHIGAN STATE	*ss	5	0	1	0	0	0	0	0	0	0	0	0	0	0	0	1	2	2	0	.323
Mar 03	MICHIGAN STATE	*ss	5	2	4	3	3	0	0	0	0	0	0	0	0	0	0	3	3	0	0	.389
Mar 05	at Fullerton	*ss	3	2	2	3	0	0	1	1	0	0	0	0	0	0	0	0	4	0	0	.410
Mar 08	XAVIER	*ss	3	1	1	0	0	0	2	0	1	0	0	0	0	0	1	0	0	1	0	.405
Mar 09	XAVIER	*ss	4	0	0	0	0	0	0	0	0	0	0	0	0	0	0	1	2	0	0	.370
Mar 10	XAVIER	*ss	3	2	1	1	0	0	0	2	0	0	0	0	0	0	0	1	0	2	0	.367
Mar 13	NEW MEXICO STATE	*ss	4	0	2	2	0	0	0	1	1	0	0	0	0	0	0	1	1	1	0	.377
Mar 15	WASHINGTON STATE	*ss	4	1	1	0	0	0	0	0	0	0	0	0	0	0	0	2	3	2	0	.368
Mar 16	WASHINGTON STATE	*ss	4	1	1	0	1	0	0	0	0	0	0	0	0	0	0	1	3	1	0	.381
Mar 17	WASHINGTON STATE	*ss	4	2	4	2	0	0	0	1	1	0	0	0	0	0	0	3	3	1	0	.400
Mar 20	CAL BAPTIST	*ss	3	1	1	2	0	0	0	2	0	0	1	0	0	0	0	2	3	0	0	.397
Totals		20gs	68	20	27	19	6	0	1	12	3	3	3	1	0	1	10	25	43	3	0	.397

On base pct. .506 • Slugging pct. .529



Gage WORKMAN

#14
INF

Sophomore - 6'4 - 200

Bats/Throws: R/R

Queen Creek, Ariz.

Basha

Date	Opponent	Pos	AB	R	H	RBI	2B	3B	HR	BB	SB	CS	HBP	SAC	SF	GDP	K	PO	A	E	Avg
Feb 15	NOTRE DAME	*3b	4	0	0	0	0	0	0	0	0	0	0	0	0	0	2	1	1	0	.000
Feb 16	NOTRE DAME	*3b	6	3	4	2	1	0	0	0	0	0	0	0	0	0	1	1	0	0	.400
Feb 17	NOTRE DAME	*3b	5	1	2	1	0	0	0	0	0	0	0	0	0	0	1	1	4	0	.400
Feb 20	SAN DIEGO	*3b	4	2	2	2	0	0	0	1	1	0	0	0	0	0	2	1	0	0	.421
Feb 23	UC DAVIS-1	*3b	3	0	1	0	0	0	0	0	0	0	0	0	0	0	1	0	5	1	.409
Feb 23	UC DAVIS-2	*3b	3	2	3	1	0	1	0	2	0	0	0	0	0	0	0	1	2	0	.480
Feb 24	UC DAVIS	*3b/ss	5	1	3	2	0	0	0	0	0	0	0	0	0	0	1	1	4	1	.500
Feb 26	PEPPERDINE	*3b	4	0	1	0	0	0	0	0	0	0	0	0	0	0	1	1	5	1	.471
Mar 01	MICHIGAN STATE	*3b	4	1	1	0	0	0	0	0	0	0	0	0	0	0	0	0	2	0	.447
Mar 02	MICHIGAN STATE	*3b	5	0	0	0	0	0	0	0	0	0	0	0	0	0	2	0	2	0	.395
Mar 03	MICHIGAN STATE	*3b	4	0	0	1	0	0	0	0	0	0	0	0	1	0	2	2	3	0	.362
Mar 05	at Fullerton	*3b	3	2	1	0	0	0	1	0	0	0	0	0	0	0	0	0	1	0	.360
Mar 08	XAVIER	*3b	3	0	1	0	0	0	0	1	1	0	0	0	0	0	1	0	1	0	.358
Mar 09	XAVIER	*3b	3	0	1	1	1	0	0	1	0	0	0	0	0	0	1	0	0	0	.357
Mar 10	XAVIER	*3b	4	1	1	0	0	0	1	0	0	0	0	0	0	1	1	0	2	1	.350
Mar 13	NEW MEXICO STATE	*3b	4	0	0	0	0	0	0	1	0	0	0	0	0	0	3	1	0	0	.328
Mar 15	WASHINGTON STATE	*3b	4	2	2	4	0	0	2	0	0	0	0	0	0	0	2	3	4	0	.338
Mar 16	WASHINGTON STATE	*3b	3	1	1	2	0	0	1	1	1	0	0	0	0	0	0	0	1	0	.338
Mar 17	WASHINGTON STATE	*3b	3	1	0	0	0	0	1	0	0	0	0	0	0	0	1	1	0	0	.324
Mar 20	CAL BAPTIST	*3b	5	0	2	1	1	0	0	0	0	0	0	0	0	0	3	0	1	1	.329
Totals		20gs	79	17	26	17	3	1	3	10	3	0	0	0	1	1	23	15	39	5	.329

On base pct. .400 • Slugging pct. .506

2019 Sun Devil Baseball
Overall Statistics for Arizona State (as of Mar 20, 2019)
(All games Sorted by Batting avg)

Record: 20-0 Home: 19-0 Away: 1-0 Pac-12: 3-0

Player	avg	gp-gs	ab	r	h	2b	3b	hr	rbi	tb	slg%	bb	hp	so	gdp	ob%	sf	sh	sb-att	po	a	e	fld%
Bishop,Hunter	.442	20-20	77	34	34	6	2	12	33	80	1.039	16	3	11	2	.552	0	0	8-9	40	0	0	1.000
Williams,Alika	.397	20-20	68	20	27	6	0	1	19	36	.529	12	3	10	1	.506	0	1	3-6	25	43	3	.958
Torkelson,Spencer	.390	20-20	82	23	32	5	0	3	24	46	.561	15	0	15	0	.475	2	0	0-0	151	19	0	1.000
Hauver,Trevor	.372	20-20	78	29	29	4	0	6	20	51	.654	19	0	17	0	.485	2	0	0-1	35	2	2	.949
Denson,Myles	.347	17-11	49	5	17	3	2	0	6	24	.490	2	0	7	1	.373	0	1	0-0	18	1	0	1.000
Workman,Gage	.329	20-20	79	17	26	3	1	3	17	40	.506	10	0	23	1	.400	1	0	3-3	15	39	5	.915
Ferri,Sam	.302	17-16	53	15	16	4	1	1	11	25	.472	3	2	9	0	.362	0	1	0-0	111	16	1	.992
Lin,Lyle	.298	20-20	84	18	25	3	0	3	26	37	.440	7	0	15	0	.337	4	0	0-0	52	1	1	.981
Aldrete,Carter	.284	20-20	81	16	23	3	0	4	23	38	.469	9	1	18	3	.351	3	0	0-0	38	35	1	.986

Tolman,Erik	.500	4-1	6	2	3	0	0	0	1	3	.500	0	1	1	0	.571	0	0	0-0	3	5	0	1.000
Swift,Drew	.406	10-10	32	16	13	5	0	0	9	18	.563	8	0	2	1	.512	1	1	0-0	20	27	1	.979
Cheema,Nick	.286	6-0	7	0	2	0	0	0	0	2	.286	0	0	3	0	.286	0	0	0-0	8	1	0	1.000
Garcia,Dusty	.222	14-2	18	6	4	1	0	0	0	5	.278	5	0	6	0	.391	0	0	2-2	10	0	1	.909
Lidd,Marc	.222	8-0	9	1	2	0	0	1	1	5	.556	0	0	2	0	.222	0	0	0-0	5	1	1	.857
Dabovich,RJ	.000	1-1	1	0	0	0	0	0	0	0	.000	0	0	1	0	.000	0	0	0-0	2	5	0	1.000
La Flam,Luke	.000	1-0	0	1	0	0	0	0	0	0	.000	0	0	0	0	.000	0	0	0-0	0	0	0	.000
Montoya,Chaz	.000	2-0	0	0	0	0	0	0	0	0	.000	1	0	0	0	1.000	0	0	0-0	0	0	0	.000
Totals	.349	20	724	203	253	43	6	34	190	410	.566	107	10	140	9	.433	13	4	16-21	546	203	18	.977
Opponents	.234	20	676	69	158	24	1	10	59	214	.317	74	20	179	15	.325	6	8	14-19	491	173	35	.950

LOB - Team (165), Opp (169). DPs turned - Team (21), Opp (14). CI - Team (0), Opp (1). IBB - Team (0), Opp (1). Picked off - Williams,A 1.

(All games Sorted by Earned run avg)

Player	era	w-l	app	gs	cg	sho	sv	ip	h	r	er	bb	so	2b	3b	hr	b/avg	wp	hp	bk	sfa	sha
Marsh,Alec	0.77	5-0	6	5	0	0/2	0	35.0	30	7	3	10	34	8	0	2	.234	1	3	0	1	1
Montoya,Chaz	0.87	2-0	11	0	0	0/0	2	10.1	6	2	1	3	13	0	0	1	.167	0	0	0	0	0
Tolman,Erik	0.92	3-0	9	1	0	0/0	1	19.2	9	3	2	9	19	1	0	0	.136	4	3	0	0	0
Romero,Sam	0.95	1-0	10	4	0	0/2	0	19.0	21	2	2	4	15	1	0	2	.280	1	3	0	0	0
Cacchione,Dom	1.17	0-0	6	0	0	0/1	0	7.2	5	3	1	3	6	1	0	0	.179	0	2	0	1	0
Dabovich,RJ	2.57	4-0	5	5	0	0/0	0	28.0	23	11	8	12	21	5	0	2	.219	2	2	0	0	1
Corrigan,Brady	2.65	2-0	11	0	0	0/0	0	17.0	17	6	5	8	23	4	0	0	.266	1	1	0	1	1
Vander Kooi,Boyd	4.33	2-0	5	5	0	0/1	0	27.0	26	15	13	12	27	2	1	2	.260	4	2	0	0	4
Burzell,Blake	6.55	1-0	10	0	0	0/0	1	11.0	8	9	8	4	11	1	0	1	.195	1	4	0	1	1

La Flam,Luke	0.00	0-0	2	0	0	0/0	0	2.0	2	0	0	0	4	0	0	0	.286	0	0	0	0	0
Lidd,Marc	0.00	0-0	1	0	0	0/0	0	1.0	0	0	0	1	1	0	0	0	.000	0	0	0	0	0
Aldrete,Carter	9.00	0-0	1	0	0	0/0	0	1.0	1	1	1	2	1	0	0	0	.250	0	0	0	0	0
Levine,Will	20.25	0-0	4	0	0	0/1	0	2.2	6	7	6	5	3	0	0	0	.429	2	0	1	1	0
Davis,Colby	40.50	0-0	1	0	0	0/0	0	0.2	4	3	3	1	1	1	0	0	.800	0	0	0	1	0
Totals	2.62	20-0	20	20	0	3/3	4	182.0	158	69	53	74	179	24	1	10	.234	16	20	1	6	8
Opponents	9.35	0-20	20	20	0	0/0	0	163.2	253	203	170	107	140	43	6	34	.349	30	10	1	13	4

PB - Team (2), Cheema,N 1, Ferri,S 1, Opp (6). Pickoffs - Team (2), Ferri,S 1, Marsh,A 1, Opp (1). SBA/ATT - Ferri,S (12-16), Vander Kooi (3-4), Marsh,A (3-4), Dabovich,RJ (3-3), Corrigan,B (1-2), Lin,L (2-2), Romero,S (1-2), Montoya,C (2-2), Tolman,E (0-1), Burzell,B (1-1).