

ASU 2019-2020 SCHEDULE

Date Opp. (TV/Radio).....FINAL/TIP

11/9 Colorado (ESPN2)..... L, 71-81

AIR FORCE RESERVE TIP-OFF/TEMPE

11/14 CCSU (P12/92.3 FM)..... W, 90-49

11/17 Rider (P12/620 AM)..... W, 92-55

AIR FORCE RESERVE TIP-OFF/CONN

11/23 St. John's (ESPN3/620 AM) W, 80-67

11/24 #7 UVA (ESPN/620 AM) L, 45-48

11/26 @Princeton (ESPN+/620).... W, 67-65

12/3 @San Fran (CBSSN/98.7).... W, 71-67

12/7 Louisiana (P12/620 AM)..... W, 77-65

12/11 Prairie View (P12/620 AM) .. W, 88-79

12/14 Georgia (P12/620 AM)..... W, 79-59

12/18 St. Mary's (Phoenix) (P12/98.7).....7

12/21 Creighton (P12/620 AM).....6:30

12/28 Texas Southern (P12/98.7 FM)1

1/4 @Arizona (P12/98.7 FM).....7:30

1/9 @Oregon St. (ESPN2/U/98.7).....8 PT

1/11 @Oregon (P12/98.7 FM).....7:30

1/16 Colorado (ESPN2).....7

1/18 Utah (P12).....7

1/25 Arizona (P12).....7:30

1/29 @Washington St. (ESPN2).....8 PT

2/1 @Washington (P12).....7:30 PT

2/6 UCLA (ESPN2/U).....9

2/8 USC (FS1).....8

2/13 @Stanford (ESPN2/U).....8 PT

2/16 @California (ESPN2).....3 PT

2/20 Oregon (ESPN2).....7

2/22 Oregon St. (ESPN2/U).....6

2/27 @UCLA (P12).....8 PT

2/29 @USC (ESPN2/U).....5 PT

3/5 Washington (ESPN2/U).....7

3/7 Washington State (P12).....4:30

3/11 Pac-12 Tournament.....Las Vegas

FINAL FOUR TRIVIA

Coach Hurley (1992) and Danny Manning (1988) are the only current college coaches who earned NCAA Final Four MOP honors.

TURNED IT AROUND FAST

Buffalo was 285-369 (.436) in 22 seasons after going Division I (1991-2013). The Bulls were 42-20 (.677) in Coach Hurley's two seasons. He is 123-80 (.606) in eight years as a head coach and 81-60 (.574) at ASU.

SUN DEVIL

M E N ' S B A S K E T B A L L

@SUNDEVILHOOPS (8-2) CONTINUES WITH SOLID PAIR OF LOCAL GAMES BEFORE X-MAS

Wed., Dec. 18 - St. Mary's 7 p.m./Pac-12 Net/98.7 FM at Talking Stick Arena (Phoenix)

Sat., Dec. 21 - Creighton 6:30 p.m./Pac-12/620 AM Teams split last two meetings

Sat., Dec. 28 - Texas Southern 1 p.m./Pac-12/98.7 FM Last tilt before Pac-12 begins

A Wednesday (Dec. 18) 7 p.m. tilt at Phoenix's Talking Stick Arena will match 2019 NCAA Tournament teams as the Arizona State Sun Devil men's hoops team (8-2) -- coming off back-to-back NCAA Tournaments for the first time since 1980-81 and the only Pac-12 team to make the NAAs the past two seasons -- meets St. Mary's on Dec. 18 at 7 p.m. on Pac-12 Network in the Basketball Hall of Fame Showcase. ASU has won five straight and is 29-5 in regular season non-conference games in the past three seasons (including an 18-1 mark at home) as it closes its pre-holiday slate with a home game vs. Creighton on Saturday, Dec. 21 at 6:30 p.m. A national stat nugget to start the game notes: ASU is holding opponents to just .265 from the three-point stripe, best in the Pac-12 and 12th in the nation heading into the week. Also Romello White leads the Pac-12 in rebounding (10.78 per game).

ROMELLO PLAYING WELL: Junior Romello White -- who had 18 points and 17 rebounds vs. Georgia on Dec. 14 -- is averaging 16.3 points and 14.5 rebounds and is 22-of-26 (.846) from the field in his past four games. He is shooting .638 (273-of-428) from the field in his 74-game career.

GAME #10 -- ASU 79, GEORGIA 59: ASU got great games from it proven stars as Romello White had 18 points and 17 rebounds and Remy Martin had 23 points and six assists in just 19 minutes to lead ASU to a convincing home win. ASU shot 18-of-29 (.621) in the second half and held Georgia to just 2-of-24 (.083) from the three-point stripe as ASU led by as many as 24 in the final minutes. Georgia had a lead for just 1:38 of clock time. Alonzo Verge Jr. (15 points), Kimani Lawrence (11 points) and Jaelen House (six steals) all provided a lift off the bench.

SOME SOLID DUBS: Bobby Hurley has led ASU to a 46-14 regular season non-conference record in his five years, with notable wins over NC State, at Creighton, Texas A&M, UNLV (twice), Stephen F. Austin, Kansas State, Xavier, St. John's (twice), Kansas (twice), Vanderbilt and Georgia (twice).

SUN DEVIL DATA: ASU has held six opponents under 40 percent shooting and is holding opponents to just .265 (54-of-204) from the three-point stripe...has 93 steals, while opponents have just 58...quietly, Elias Valtonen is 10-of-19 (.526) from the three-point stripe in his career...ASU is 7-0 in the past two years when Taeshon Cherry scores double-digits...freshman Jalen Graham is 17-of-25 (.680) from the field...freshman Jaelen House is 23-of-25 (.920) from the free throw line and has 22 steals...ASU is giving up just 63.5 points per game and holding opponents to just .393 from the field.

CLOSE OUT AND HAND UP: ASU is defending the three at a school-record pace. Sun Devil opponents are shooting just 54-of-204 (.265) from the three-point stripe, easily the best mark in Sun Devil history 10 games into the season.

SUN DEVIL BEST THREE-POINT DEFENSE TEAMS

.317, 2009-10 (181-571)

.319, 2008-09 (212-665)

.326, 2012-13 (175-536)

.333, 1994-95 (137-411)

.334, 2018-19 (292-874)

ASU MEDIA RELATIONS: ASU men's basketball SID Doug Tammaro can be reached directly at 480-734-7795 or via e-mail at tammaro@asu.edu. The ASU website is: www.TheSunDevils.com.

Pos #	Name	Yr.	Ht./Wt.	2019-2020 SUN DEVIL ROSTER NOTES
F 00	Mickey Mitchell	Sr.	6-7/225	Working his way back from back injury last year that kept him out all but six games
G 1	Remy Martin	Jr.	6-0/175	One of the most exciting players in the nation who makes the 15-foot jumper
G 2	Rob Edwards	Sr.	6-5/205	Transfer from Cleveland State had solid 2018-19 season after overcoming injuries
G 3	Caleb Christopher	Fr.	6-1/180	Carson (Calif.) product from Mayfair High School
G 4	Kimani Lawrence	Jr.	6-8/220	Can guard 5 positions and play 4 of them
F 5	Elias Valtonen	So.	6-7/210	His turn to see the court; solid summer playing overseas
G 10	Jaelen House	Fr.	6-1/160	Combo guard is lightning fast from Shadow Mountain High School/dad is Eddie
G 11	Alonzo Verge Jr.	Jr.	6-3/167	Got a lot of buckets in junior college, but passing is big-time as well
G 12	Micah Burno	Fr.	6-0/200	Chaparral High School product
F 15	John Olmsted	Fr.	6-10/215	Walkon with skills and height from Morenci, Ariz.
F 20	Khalid Thomas	Jr.	6-9/210	JC transfer from College of Southern Idaho/Portland product
F 22	Andre Allen	Jr.	6-9/215	JC transfer from Arizona Western; 13.3 ppg/8.4 rpg last season
F 23	Romello White	Jr.	6-8/220	Three-year starter from Atlanta who played for Jerry Stackhouse in club hoops
F 24	Jalen Graham	Fr.	6-9/220	Long and skilled freshman from Phoenix's Mountain Pointe High School showing flashes
G 25	Grant Fogerty	Sr.	6-0/175	Senior walkon from nearby Desert Mountain HS
F 30	Kyle Feit	So.	6-4/190	IMG Academy (Fla.) walkon who sat last year with injury
F 35	Taeshon Cherry	So.	6-9/220	Sun Devils are 7-0 when he scores in double digits

Head Coach: Bobby Hurley/42-20 at Buffalo (2013-15); 1992 Final Four MOP

Coaching Staff: Rashon Burno (Associate HC), Eric Brown, Rasheen Davis

Special Assistant to HC: Ben Wood **Operations:** Derrick Wrobel



REMY'S GREAT START: Junior Remy Martin is off to a solid start for the Sun Devils as he posted a career-high 33 points at Princeton on Nov. 26 and already has six 20-point games (13 in career). He is averaging 20.3 points per game this year after averaging 11.3 in his first two years.

REMY MARTIN: FIRST TWO YEARS/2019-20

FG (PCT): 246-582 (.422)/70-152 (.461)

3PT (PCT): 66-200 (.330)/18-50 (.360)

PPG: 11.3/20.3

LOTS OF HOTEL PENS: ASU played five of its first seven in Shanghai, Connecticut, New Jersey and San Francisco as it spent 17 of its first 32 nights of the season in a hotel and flew 20,134 miles on nine flights. When Coach Hurley took the ASU job in April of 2015 he said ASU was going to play some folks and not be afraid to go on the road. ASU's tally of non-conference states in his five years is at 11 with other trips to the Bahamas (vs. Kentucky) and China. ASU has played non-conference games in New York (MSG and Barclays), Nebraska (Creighton), at Kentucky, Nevada (at UNLV), Florida (Old Spice Classic), California (San Francisco and San Diego State), at Kansas, at Georgia, Tennessee (Vanderbilt) and New Jersey (at Princeton).

BACK HURTS FROM CARRYING LEAGUE HERE: In Bobby Hurley's first four seasons, ASU led the league in wins over ranked out-of-conference teams during the regular season with a 5-5 mark with wins over Kansas (twice), Xavier, Mississippi State and Texas A&M. Four of the wins were away from Tempe. UCLA was 4-6 and Arizona 3-4. Take out ASU's 5-5 mark and the rest of the league was 15-42 in those four seasons and seven of the teams had one or zero wins.

PRETTY COOL: ASU had been to four NCAA Tournaments (1995, 2003, 2009 and 2014) in 26 seasons (1992-2017) and not been to the NCAA Tournament in back-to-back years since 1980-81. Remy Martin, Kimani Lawrence and Romello White have now gone to the Dance in each of their first two seasons.

PHYSICAL: Top wingspans on the team are Jalen Graham (7-2), Romello White (7-0) and Kimani Lawrence (6-11 1/2). Best standing vertical is Graham (32.5"), while Remy Martin is next (31.5") while best approach verticals are Remy (40.5"), Jaelen House (39.5") and Graham (39").

ROAD: ASU won at Princeton (67-65/Nov. 26) and San Francisco (71-67/Dec. 3), as it is 7-2 (.778) in out-of-conference road games under Bobby Hurley, after going 8-22 (.267) in its previous 30 efforts.

**ASU OUT OF CONFERENCE ROADIES
UNDER BOBBY HURLEY (7-2)**

ASU 71, San Francisco 67 (Dec. 3, 2019)

ASU 67, Princeton 65 (Nov. 26, 2019)

Vanderbilt 81, ASU 65 (Dec. 17, 2018)

#20 ASU 76, Georgia 74 (Dec. 15, 2018)

#16 ASU 95, #2 Kansas 85 (Dec. 10, 2017)

ASU 74, San Diego State 63 (Dec. 10, 2016)

ASU 66, UNLV 56 (Dec. 16, 2015)

#5 Kentucky 72, ASU 58 (Dec. 5, 2015)

ASU 79, Creighton 77 (Dec. 2, 2015)

2018-19 REVIEW: ASU was 23-11 and 12-6 (second) in the Pac-12 after being picked sixth in the preseason media poll...beat No. 1 Kansas on Dec. 22, ASU's first win over No. 1 at home and second all-time (won at Oregon State in March of 1981)...notched first NCAA Tournament win since 2009 with a 74-65 victory over St. John's on March 20...prior to its past two NCAA appearances under Bobby Hurley, ASU had made the NCAA Tournament three times in previous 22 seasons (1996-2017).

NOVEMBER TOUGH: Not many have been better early than the Sun Devils in the past three seasons, as they are 16-2 the past three seasons in November. Also worth a darn: the win list includes five teams that would eventually make NCAA Tournament that same season.

ASU 16-2 NOVEMBER RECORD PAST THREE SEASONS

ASU 67, @Princeton 65 (Nov. 26, 2019)
 #7 Virginia 48, ASU 45 (Nov. 24, 2019)
 ASU 80, St. John's 67 (Nov. 23, 2019)
 ASU 92, Rider 55 (Nov. 17, 2019)
 ASU 90, Central Connecticut State 49 (Nov. 14, 2019)
 Colorado 81, ASU 71 at Shanghai (Nov. 9, 2019)
 ASU 89, Omaha 71 (Nov. 28, 2018)
 ASU 87, Utah State 82 at Las Vegas (Nov. 21, 2018)/2019 MWC Champ and NCAA Team
 ASU 72, #16 Mississippi State 67 at Las Vegas (Nov. 19, 2018)/2019 NCAA Team
 ASU 90, Long Beach State 58 (Nov. 12, 2018)
 ASU 80, McNeese State 52 (Nov. 9, 2018)
 ASU 102, Cal State Fullerton 94, 2 OT (Nov. 6, 2018)
 ASU 102, #15 Xavier 86 at Las Vegas (Nov. 24, 2017)/eventual No. 1 seed in 2018
 ASU 92, Kansas State 90 at Las Vegas (Nov. 23, 2017)/Elite Eight in 2018
 ASU 99, UC Irvine 78 (Nov. 19, 2017)
 ASU 97, NAU 62 (Nov. 17, 2017)
 ASU 90, San Diego State 68 (Nov. 14, 2017)/2018 NCAA team and MWC Tourney champ
 ASU 94, Idaho State 74 (Nov. 10, 2017)

WHO WE LOST: Three regular rotation players are gone from last year, including All-Pac-12 performers Zylan Cheatham and Lu Dort (Pac-12 Freshman of the Year), as well as De'Quon Lake.

SOLID: ASU finished second in the Pac-12 for just the fourth time in its 41-year Pac-10/12 history last year (2009-10, 1980-81 and 1979-80). ASU won 12 loop games for just the sixth time.

BEST PAC-12 RECORDS

16-2 (1): 1980-81
 15-3 (2): 1979-80
 12-6 (4): 2018-19, 2009-10, 1994-95, 1982-83

ROMELLO WHITE

TOP REBOUNTING GAMES

17 vs. Georgia (Dec. 14, 2019)
 16 vs. Prairie View A&M (Dec. 11, 2019)
 15 vs. San Diego State (Nov. 14, 2017)
 14 vs. Louisiana (Dec. 7, 2019)
 14 vs. Texas Southern (Dec. 1, 2018)
 14 at Washington (Feb. 1, 2018)
 13 vs. San Francisco (Dec. 2, 2018)
 11 (6 times)

REMY MARTIN 20+ SCORING TILTS (13)

33 at Princeton (11/26/19)
 31 vs. Arizona (1/31/19)
 27 at Arizona (3/9/19)
 24 at California (1/9/19)
 23 vs. Georgia (12/14/19)
 23 vs. Colorado/China (11/9/19)
 22 vs. Utah (1/3/19)
 21 vs. Prairie View A&M (12/11/19)
 21 vs. #7 Virginia (11/23/19)
 21 at Georgia (12/15/18)
 21 at #2 Kansas (12/10/17)
 20 vs. Rider (11/17/19)
 20 vs. Colorado/Las Vegas (3/7/18)

ROMELLO WHITE TOP SCORING TILTS

25 vs. Northern Arizona (11/17/17)
 22 vs. St. John's at STAPLES (12/8/17)
 21 at Washington State (2/4/18)
 19 vs. Louisiana (12/7/19)
 19 vs. UCLA (3/13/19)
 19 vs. Colorado (1/5/19)
 19 vs. Texas Southern (12/1/18)
 19 at Stanford (1/17/18)
 19 vs. Kansas State in LV (11/23/17)

ROMELLO WHITE

DOUBLE-DOUBLES (12)

18/17 vs. Georgia
 14/16 vs. Prairie View A&M (12/11/19)
 19/14 vs. Louisiana (12/7/19)
 14/11 at San Francisco (12/3/19)
 18/11 vs. Princeton (12/29/18)
 19/14 vs. Texas Southern (12/1/18)
 13/11 vs. California (3/1/18)
 10/14 at Washington (2/1/18)
 10/11 at Colorado (1/4/18)
 14/11 vs. UC Irvine (11/9/17)
 16/15 vs. San Diego State (11/14/17)
 16/13 vs. San Francisco (2/2/17)

REGULAR SEASON

NON-CONFERENCE RECORDs UNDER BOBBY HURLEY (46-14)

2019-20: 8-2
 2018-19: 9-3
 2017-18: 12-0
 2016-17: 7-6
 2015-16: 10-3

BOBBY HURLEY YEAR-BY-YEAR

TOTALS: 123-80 (7 SEASONS)

ASU: 81-60

2019-20: 8-2
2018-19: 23-11
2017-18: 20-12
2016-17: 15-18
2015-16: 15-17

BUFFALO (42-20/.677)

2014-15: 23-10
2013-14: 19-10

COACH AS PLAYER: Coach Hurley's 145 assists in 20 games is a NCAA Tournament record. Other numbers:

.583: In the 1992 Final Four, Coach made 7-of-12 three pointers en route to the Most Outstanding Player honors.

.667: In the April 4, 1992 Final Four game vs. Indiana, Coach went 6-of-9 from the three-point stripe.

2: In addition to 1992 Most Outstanding Player honors, Coach also earned 1991 All-Tournament Team honors.

9: In the 1991 title game vs. Kansas on April 1, he posted nine assists.

119: 119-26 (.821) in his four years at Duke.

18-2: 18-2 in NCAA Tournament career.

3-PTERS IN NCAA TOURNAMENT

47, Lee Humphrey, UF, 2004-07
43, Shelvin Mack, Butler, 2009-11
42, Bobby Hurley, Duke, 1990-93

NCAA TOURNAMENT GAMES

23, Christian Laettner, Duke, 1989-92
22, Greg Koubek, Duke, 1988-91
22, Brian Davis, Duke, 1989-92
21, Wayne Turner, Kentucky, 1996-99
20, Thomas Hill, Duke, 1990-93
20, Bobby Hurley, Duke, 1990-93
20, Grant Hill, Duke, 1991-94
20, Antonio Lang, Duke, 1991-94

GONNA' PLAY FOLKS: Bobby Hurley is going to play some folks. In his first year after looking at a schedule he inherited that included tilts against NC State in Brooklyn, at Creighton, at UNLV and against eventual No. 18 Texas A&M, he put the wheels in motion to play at Kentucky and filled a holiday break hole that could have been a yawner with Stephen F. Austin. In 2016-17, the squad played No. 1 Kentucky in the Bahamas, Purdue in New York City, at San Diego State, and finished a series with No. 9 Creighton. Kansas returned a trip to Tempe last year after ASU's win on Dec. 10, 2017. Coach Hurley has played six top-10 non-conference opponents in his five years, after ASU faced one in the previous 17 seasons.

ASU REGULAR SEASON OOC GAMES VS. TOP-10 TEAMS (SINCE JOINING PAC-10)

#7 Virginia 48, ASU 45 (Nov. 24, 2019 at Mohegan Sun Resort)
#18 ASU 80, #1 Kansas 76 (Dec. 22, 2018)
#16 ASU 95 @#2 Kansas 85 (Dec. 10, 2017)
#9 Creighton 96, ASU 85 (Dec. 20, 2016)
#1 Kentucky 115, ASU 69 (Nov. 28, 2016 at Bahamas)
@#5 Kentucky 72, ASU 58 (Dec. 12, 2015)
#7 Duke 64, ASU 53 (Nov. 25, 2009 at MSG)
#2 Kansas 90, ASU 88, OT (Nov. 26, 1997 at MSG)
ASU 97, #7 Maryland 90 (November 23, 1994 at Maui)
@#8 Oklahoma St. 87, ASU 69 (December 2, 1993)
@#9 Kentucky 94, ASU 68 (December 14, 1991)
@#2 Kansas 90, ASU 67 (December 22, 1989)
#10 North Carolina 85, ASU 66 (December 23, 1984 at Tokyo)
#6 Missouri 48, ASU 47 (December 27, 1982 at Honolulu)

DOWN GOES RANKED TEAM: ASU has defeated six ranked teams in Bobby Hurley's Sun Devil tenure, including five out of conference. The Nov. 24, 2017, Xavier win was the highest ranked non-conference team ASU had topped since it beat No. 7 Maryland in the 1994 Maui Invitational...until it won at #2 Kansas on Dec. 10...until it beat #2 Kansas on Dec. 22, 2018.

@SUNDEVILHOOPS OOC WINS VS. RANKED TEAMS PAC-10/12 ERA

#18 ASU 80, #1 Kansas 76 (Dec. 22, 2018)/Bobby Hurley
ASU 72, #15 Mississippi State 67 (Nov. 19, 2018)/Bobby Hurley
#16 ASU 95, @#2 Kansas 85 (Dec. 10, 2017)/Bobby Hurley
ASU 102, #15 Xavier 86 (Nov. 24, 2017 at Las Vegas)/Bobby Hurley
ASU 67, #18 Texas A&M 54 (Dec. 5, 2015)/Bobby Hurley
ASU 79, #25 Marquette 77 (Nov. 25, 2013)/Herb Sendek
ASU 77, #17 Xavier 55 (Dec. 15, 2007)/Herb Sendek
ASU 97, #7 Maryland 90 (Nov. 23, 1994 at Maui Invitational)/Bill Frieder
ASU 79, #13 Michigan 62 (Nov. 22, 1994 at Maui Invitational)/Bill Frieder
#14 ASU 71, #7 Ohio State 58 (Dec. 20, 1980)/Ned Wulk
ASU 96, #12 Iowa 88 (Dec. 6, 1980)/Ned Wulk

REMY: Everyone loves Remy. Those in maroon and gold really love Remy because his two best scoring games last year were wins over Arizona -- 31 in 95-88 double OT win on Jan. 31 and 27 in final game of regular season on road on March 9).led ASU to first sweep over Arizona since 2008-09 and first win in Tucson since 2010...40-inch vertical jump... second-team All-Pac-12 by the league's coaches in 2018-19...notched 21 points, eight rebounds, five assists and three steals to spark Sun Devils back from an 18-point deficit to a 76-74 victory at Georgia on Dec. 15, 2018, leading to his Dec. 17 Pac-12 Player of the Week Award. Had 12 points, five boards, two assists and two steals in the second half, including back-to-back baskets inside the final 3:11 which gave ASU its first lead of game at 71-70....led Pac-12 with a 2.4 assist-to-turnover ratio and second in league at five apg..had his November and early December of 2018 ruined by a bum ankle.

ROB EDWARDS: Dropped buckets in big wins in 2018-19, with 15 off the bench vs. #1 Kansas, 19 vs. Arizona, 28 at Utah and 13 at Oregon State...when he scored 15, ASU was 6-1 in 2018-19...entered ASU with 909 points in 63 games (14.4 ppg.)...71-of-85 (.835) from the free throw line in 2018-19...missed six games early and only scored 14 points in the first nine games (14 in opener, six DNP's due to a back injury and zero points vs. Nevada and Georgia)...stats last year look a lot better when you remember he went from Nov. 7-Dec. 16 without scoring. In those three games he did play, he was 4-of-26 (.154) from field and 2-of-9 (.222) from three and had 14 points (all against CSF in the opener).

ROB EDWARDS TOP SUN DEVIL SCORING TILTS

28 at Utah (2/16/19)
23 vs. CCSU (11/14/19)
20 vs. Colorado/China (11/9/19)
19 vs. Arizona (1/31/19)
17 vs. Louisiana (12/7/19)
16 vs. California (2/24/19)
16 vs. Stanford (2/20/19)
15 vs. Oregon (3/15/19)
15 vs. UCLA 3/14/19)
15 vs. #1 Kansas (12/22/18)

ROMELLO WHITE PAST NOTES: When he shoots it, he usually makes it. Romello made .625 of his shots in his first two seasons including 120-of-184 in his freshman year...coached by Jerry Stackhouse in the Atlanta AAU circuit...started 63 of 65 games his first two years and led team in offensive boards in each of the past two seasons with 77 last year and 79 in 2017-18...has two of the best field goal percentage mark's in Sun Devil history as he shot .652 in freshman year (fourth in Sun Devil record book) and .598 last year (ninth-best).)

KIMANI NOTES: Long-armed and mobile swingman could guard any and all positions...seems to find himself in the right place at the right time..good mid-range jumper and helps in any and all rebounding and defensive categories...posted double digits in 14 games in 2018-19 and team was 5-0 when he scored 15...best game was 22-point effort vs. Mississippi State in Las Vegas on Nov. 19, which included the game-clinching three-pointer with the scored tied and 29 seconds left...had 10 points in 2019-20 opener vs. Colorado in China...had 11 off the bench vs. Georgia on Dec. 14.

PAC-12 VS. OOC RANKED TEAMS (REGULAR SEASON) IN CBH ERA

Oregon: 5-2
Arizona State: 5-6
UCLA: 4-7
Arizona: 3-6
Colorado: 2-4
Washington: 2-7
USC/WSU: 1-3
Utah: 1-4
Oregon State: 0-1
California: 0-5
Stanford: 0-9

THAT HALFTIME STAT: ASU has 23 wins (11 on the road) when trailing at the half under Bobby Hurley in five seasons, after going 12-64 (.157) the previous five seasons. It did it seven times in 2017-18 and did it in 2018-19 at Georgia, vs. No. 1 Kansas, at California, at UCLA, vs. Cal and at Oregon State. This year it has comeback wins over St. John's and at Princeton.

KIMANI LAWRENCE

TOP SCORING GAMES

22 vs. #22 Mississippi State (11/19/18)
18 vs. Omaha (11/28/18)
16 vs. Cal State Fullerton (11/6/18)
16 vs. McNeese State (11/9/18)
15 at UCLA (1/24/19)
13 vs. Washington State (2/7/19)
13 vs. Texas Southern (12/1/18)
13 vs. Long Beach State (11/12/18)

BUTTS IN SEATS: The past two seasons have resulted in the best average attendance marks in Sun Devil history.

TOP AVERAGE SEASON

TENDANCE MARKS

2017-18: 10,603
2018-19: 10,538
1995-96: 9,514
2008-09: 9,354
1994-95: 9,333

TEAM LEADERS IN 2019-20

(includes shared)

Scoring: Martin (8), Edwards (1),
House (1), White (2)

Rebounding: White (8), Martin (1),
Edwards (1)

Assists: Martin (7), Verge (2),
House (3), White (1)

THREE-POINT NOTE

Entering 2019-20 ASU has made a three-point-er in 621 straight games. The last time ASU did not make a three-pointer was in an 89-57 win over Washington in Tempe on Feb. 10, 2001.

TAESHON CHERRY DOUBLE-DIGIT SCORING GAMES (7-0)

19 vs. Nebraska-Omaha (Nov. 28, 2018)
15 vs. Oregon (Jan. 19, 2019)
15 vs. Utah State (Nov. 21, 2018)
14 vs. Texas Southern (Dec. 1, 2018)
12 vs. Oregon State (Jan. 17, 2019)
11 vs. Stanford (Feb. 20, 2019)
10 at San Francisco (Dec. 3, 2019)

Sun Devil Men's Basketball Head Coach Bobby Hurley

SUN DEVIL NOTABLES UNDER HEAD COACH BOBBY HURLEY



Hurley coaching courtside against No. 1 Kansas.

- Named 14th men's basketball coach of ASU on April 9, 2015.
- Sun Devils matched highest ranking in school history (third) in December of 2017.
- Finished second in Pac-12 in 2018-19 (12-6) for just the fourth time in school history (41 seasons).
- Defeated No. 1 Kansas on Dec. 22, 2018, the program's only home victory against the nation's top-ranked team.
- Notched its first NCAA Tournament win since 2009 and posted 23 wins for just the eighth time in school history in 2018-19.
- Prior to its past two NCAA appearances, ASU had made the NCAA Tournament three times in the previous 22 seasons (1996-2017).
- ASU has averaged 80.04 points per game the past two seasons, tops in the Pac-12.
- ASU had not made March Madness in back-to-back years since 1980-81, yet now ASU is the only Pac-12 school to make the NCAAs the last two seasons.
- Won exempt tournaments in November of 2017 and 2018 after not winning one since November of 1994.
- In 2017-18 ASU averaged a school-record 10,603 fans, as the 4,103 extra bodies from 2016-17 to 2017-18 was the second-best increase in all of college hoops.



Hurley celebrating with the team after beating No.1 Kansas in 2018.

THE STAT CREW SYSTEM
Arizona St. Combined Team Statistics (as of Dec 15, 2019)
All games

Overall record: 8-2 Conf: 0-0 Home: 5-0 Away: 2-0 Neutral: 1-2

##	Player	gp-gs	min	avg	Total		3-Point		F-Throw		Rebounds				pf	dq	a	to	blk	stl	pts	avg
					fg-fga	fg%	3fg-fga	3fg%	ft-fa	ft%	off	def	tot	avg								
01	Remy Martin	10-10	322	32.2	70-152	.461	18-50	.360	45-60	.750	3	33	36	3.6	13	0	40	27	1	23	203	20.3
23	Romello White	9-8	254	28.2	40-55	.727	0-0	.000	34-54	.630	27	70	97	10.8	16	0	7	19	11	3	114	12.7
02	Rob Edwards	10-10	277	27.7	39-103	.379	20-55	.364	17-22	.773	8	30	38	3.8	24	0	3	17	0	7	115	11.5
11	Alonzo Verge Jr.	7-3	167	23.9	26-75	.347	2-19	.105	13-17	.765	9	18	27	3.9	9	0	19	10	0	9	67	9.6
10	Jaelen House	10-0	224	22.4	20-65	.308	7-27	.259	23-25	.920	6	26	32	3.2	24	0	23	14	1	22	70	7.0
35	Taeshon Cherry	9-1	153	17.0	17-46	.370	5-24	.208	5-7	.714	7	11	18	2.0	26	1	7	4	1	4	44	4.9
04	Kimani Lawrence	10-6	151	15.1	18-45	.400	2-15	.133	5-16	.313	8	17	25	2.5	21	1	2	10	3	8	43	4.3
24	Jalen Graham	10-2	124	12.4	17-25	.680	0-0	.000	1-2	.500	10	14	24	2.4	17	0	6	10	13	3	35	3.5
05	Elias Valtonen	10-7	189	18.9	10-24	.417	6-11	.545	7-13	.538	4	24	28	2.8	22	0	5	7	1	4	33	3.3
30	Kyle Feit	3-0	6	2.0	2-4	.500	1-3	.333	3-4	.750	0	1	1	0.3	0	0	0	1	0	0	8	2.7
20	Khalid Thomas	10-3	81	8.1	8-15	.533	3-8	.375	4-8	.500	3	12	15	1.5	6	0	2	1	1	7	23	2.3
03	Caleb Christopher	4-0	21	5.3	1-5	.200	1-1	1.000	1-2	.500	1	1	2	0.5	3	0	0	1	0	1	4	1.0
25	Grant Fogerty	3-0	5	1.7	0-0	.000	0-0	.000	1-2	.500	0	0	0	0.0	0	0	0	0	0	1	1	0.3
15	John Olmsted	2-0	4	2.0	0-1	.000	0-0	.000	0-0	.000	1	1	2	1.0	0	0	1	0	0	0	0	0.0
12	Micah Burno	3-0	5	1.7	0-0	.000	0-0	.000	0-0	.000	0	0	0	0.0	1	0	0	1	0	1	0	0.0
22	Andre Allen	4-0	13	3.3	0-0	.000	0-0	.000	0-0	.000	0	4	4	1.0	2	0	0	0	0	0	0	0.0
00	Mickey Mitchell	2-0	4	2.0	0-0	.000	0-0	.000	0-0	.000	0	0	0	0.0	0	0	0	0	0	0	0	0.0
Team											8	23	31				2					
Total.....		10	2000		268-615	.436	65-213	.305	159-232	.685	95	285	380	38.0	184	2	115	124	32	93	760	76.0
Opponents.....		10	2000		233-593	.393	54-204	.265	115-187	.615	113	285	398	39.8	203	8	99	180	36	58	635	63.5

TEAM STATISTICS	ASU	OPP	Date	Opponent	Score	Att.
SCORING	760	635	11/08/19	vs Colorado	L 71-81	4328
Points per game	76.0	63.5	11/14/19	CENTRAL CONN. ST.	w 90-49	7496
Scoring margin	+12.5	-	11/17/19	RIDER	w 92-55	7472
FIELD GOALS-ATT	268-615	233-593	11/23/19	vs St. John's (NY)	w 80-67	7682
Field goal pct	.436	.393	11/24/19	vs Virginia	L 45-48	5822
3 POINT FG-ATT	65-213	54-204	11/26/19	at PRIN	w 67-65	2727
3-point FG pct	.305	.265	12/03/19	at San Francisco	w 71-67	2892
3-pt FG made per game	6.5	5.4	12/07/19	LOUISIANA	w 77-65	7685
FREE THROWS-ATT	159-232	115-187	12/11/19	PRAIRIE VIEW	w 88-79	6889
Free throw pct	.685	.615	12/14/19	GEORGIA	w 79-59	9067
F-Throws made per game	15.9	11.5				
REBOUNDS	380	398				
Rebounds per game	38.0	39.8				
Rebounding margin	-1.8	-				
ASSISTS	115	99				
Assists per game	11.5	9.9				
TURNOVERS	124	180				
Turnovers per game	12.4	18.0				
Turnover margin	+5.6	-				
Assist/turnover ratio	0.9	0.6				
STEALS	93	58				
Steals per game	9.3	5.8				
BLOCKS	32	36				
Blocks per game	3.2	3.6				
ATTENDANCE	38609	23451				
Home games-Avg/Game	5-7722	2-2810				
Neutral site-Avg/Game	-	3-5944				

* - Conference game

Score by Periods	1st	2nd	Totals
Arizona St.	348	412	760
Opponents	309	326	635

THE STAT CREW SYSTEM
Arizona St. Team Game-by-Game Comparison (as of Dec 15, 2019)
All games

Opponent	1st	2nd	Score	Mar	Total FG	FG Pct	3-Pointers	3FG Pct	Free Throws	FT Pct	Rebounds	Assist	T/Over	Block	Steal	Fouls
Colorado	29/42	42/39	71-81	(10)	25-65/30-65	.385/.462	8-20/6-16	.400/.375	13-18/15-25	.722/.600	36/48 (12)	12/12	16/18	6/3	10/6	24/14
CENTRAL CONN. ST.	43/23	47/26	90-49	+41	29-65/17-57	.446/.298	7-27/4-17	.259/.235	25-33/11-21	.758/.524	46/39 +7	19/9	11/23	5/5	14/6	18/28
RIDER	43/24	49/31	92-55	+37	35-82/23-60	.427/.383	10-32/3-21	.313/.143	12-20/6-14	.600/.429	45/47 (2)	15/10	7/29	6/3	16/7	18/22
St. John's (NY)	31/40	49/27	80-67	+13	28-61/25-66	.459/.379	5-19/3-16	.263/.188	19-26/14-22	.731/.636	39/41 (2)	9/9	13/16	4/4	6/4	19/21
Virginia	21/26	24/22	45-48	(3)	17-42/18-49	.405/.367	5-19/5-16	.263/.313	6-10/7-7	.600/1000	26/31 (5)	7/6	15/13	2/5	8/4	13/13
PRIN	26/31	41/34	67-65	+2	24-53/27-57	.453/.474	8-16/7-26	.500/.269	11-17/4-9	.647/.444	28/35 (7)	10/13	8/11	1/3	5/3	15/17
San Francisco	35/30	36/37	71-67	+4	26-62/24-66	.419/.364	5-12/8-28	.417/.286	14-19/11-16	.737/.688	42/41 +1	9/5	12/11	2/6	7/7	16/17
LOUISIANA	38/26	39/39	77-65	+12	28-67/21-49	.418/.429	6-26/8-24	.231/.333	15-22/15-20	.682/.750	42/34 +8	13/7	12/20	1/3	10/4	18/20
PRAIRIE VIEW	43/36	45/43	88-79	+9	23-51/25-58	.451/.431	5-17/8-16	.294/.500	37-51/21-33	.725/.636	34/39 (5)	9/16	13/20	4/3	8/6	25/31
GEORGIA	39/31	40/28	79-59	+20	33-67/23-66	.493/.348	6-25/2-24	.240/.083	7-16/11-20	.438/.550	42/43 (1)	12/12	17/19	1/1	9/11	18/20

Note: Game totals are displayed in the format TEAM/OPPONENT for each category

Individual Career History

Taeshon Cherry

			Total		3-Point		F-Throws		Rebounds											Scoring	
Season	gp-gs	min/avg	fg-fga	pct	fg-fga	pct	ft-fta	pct	off	def	tot	avg	pf	fo	ast	to	blk	stl	pts	avg	
2018-19	30-3	523/17.4	63-161	.391	40-116	.345	10-14	.714	14	64	78	2.6	69	2	10	15	7	17	176	5.9	
2019-20	9-1	153/17.0	17-46	.370	5-24	.208	5-7	.714	7	11	18	2.0	26	1	7	4	1	4	44	4.9	
TOTAL	39-4	676/17.3	80-207	.386	45-140	.321	15-21	.714	21	75	96	2.5	95	3	17	19	8	21	220	5.6	

Rob Edwards

			Total		3-Point		F-Throws		Rebounds											Scoring	
Season	gp-gs	min/avg	fg-fga	pct	fg-fga	pct	ft-fta	pct	off	def	tot	avg	pf	fo	ast	to	blk	stl	pts	avg	
2015-16*	32-29	994/31.1	130-331	.393	49-124	.395	89-119	.748	21	104	125	3.9	71	0	46	109	1	37	398	12.4	
2016-17*	31-30	964/31.1	167-404	.413	63-178	.354	114-149	.765	29	110	139	4.5	68	0	53	95	5	41	511	16.5	
2018-19	28-21	820/29.3	94-273	.344	51-136	.375	71-85	.835	9	83	92	3.3	55	0	36	37	5	28	310	11.1	
2019-20	10-10	277/27.7	39-103	.379	20-55	.364	17-22	.773	8	30	38	3.8	24	0	3	17	0	7	115	11.5	
TOTAL	38-31	1097/28.9	133-376	.354	71-191	.372	88-107	.822	17	113	130	3.4	79	0	39	54	5	35	425	11.2	
All*	101-90	3055/30.2	430-1111	.387	183-493	.371	291-375	.776	67	327	394	3.9	218	0	138	258	11	113	1334	13.2	

* Statistics from prior team/school

Kimani Lawrence

			Total		3-Point		F-Throws		Rebounds											Scoring	
Season	gp-gs	min/avg	fg-fga	pct	fg-fga	pct	ft-fta	pct	off	def	tot	avg	pf	fo	ast	to	blk	stl	pts	avg	
2017-18	19-0	186/9.8	22-48	.458	3-15	.200	11-13	.846	10	23	33	1.7	31	0	3	9	8	7	58	3.1	
2018-19	34-15	851/25.0	99-236	.419	33-105	.314	62-83	.747	36	83	119	3.5	89	2	43	46	8	19	293	8.6	
2019-20	10-6	151/15.1	18-45	.400	2-15	.133	5-16	.313	8	17	25	2.5	21	1	2	10	3	8	43	4.3	
TOTAL	63-21	1188/18.9	139-329	.422	38-135	.281	78-112	.696	54	123	177	2.8	141	3	48	65	19	34	394	6.3	

Remy Martin

			Total		3-Point		F-Throws		Rebounds											Scoring	
Season	gp-gs	min/avg	fg-fga	pct	fg-fga	pct	ft-fta	pct	off	def	tot	avg	pf	fo	ast	to	blk	stl	pts	avg	
2017-18	32-0	762/23.8	107-236	.453	23-62	.371	71-94	.755	22	73	95	3.0	48	0	94	43	2	36	308	9.6	
2018-19	32-28	1042/32.6	139-346	.402	43-138	.312	92-125	.736	21	80	101	3.2	43	0	160	67	1	40	413	12.9	
2019-20	10-10	322/32.2	70-152	.461	18-50	.360	45-60	.750	3	33	36	3.6	13	0	40	27	1	23	203	20.3	
TOTAL	74-38	2126/28.7	316-734	.431	84-250	.336	208-279	.746	46	186	232	3.1	104	0	294	137	4	99	924	12.5	

Mickey Mitchell

			Total		3-Point		F-Throws		Rebounds											Scoring	
Season	gp-gs	min/avg	fg-fga	pct	fg-fga	pct	ft-fta	pct	off	def	tot	avg	pf	fo	ast	to	blk	stl	pts	avg	
2015-16*	23-7	295/12.8	17-48	.354	1-4	.250	12-23	.522	20	44	64	2.8	41	0	15	24	6	7	47	2.0	
2017-18	24-11	541/22.5	50-99	.505	7-20	.350	33-49	.673	35	90	125	5.2	72	2	39	33	13	21	140	5.8	
2018-19	6-0	53/8.8	5-7	.714	1-1	1.000	1-8	.125	6	10	16	2.7	7	0	6	6	0	1	12	2.0	
2019-20	2-0	4/2.0	0-0	.000	0-0	.000	0-0	.000	0	0	0	0.0	0	0	0	0	0	0	0	0.0	
TOTAL	32-11	598/18.7	55-106	.519	8-21	.381	34-57	.596	41	100	141	4.4	79	2	45	39	13	22	152	4.8	
All*	55-18	893/16.2	72-154	.468	9-25	.360	46-80	.575	61	144	205	3.7	120	2	60	63	19	29	199	3.6	

* Statistics from prior team/school

Elias Valtonen

			Total		3-Point		F-Throws		Rebounds											Scoring	
Season	gp-gs	min/avg	fg-fga	pct	fg-fga	pct	ft-fta	pct	off	def	tot	avg	pf	fo	ast	to	blk	stl	pts	avg	
2018-19	21-0	78/3.7	5-9	.556	4-8	.500	2-2	1.000	1	7	8	0.4	7	0	2	6	4	3	16	0.8	
2019-20	10-7	189/18.9	10-24	.417	6-11	.545	7-13	.538	4	24	28	2.8	22	0	5	7	1	4	33	3.3	
TOTAL	31-7	267/8.6	15-33	.455	10-19	.526	9-15	.600	5	31	36	1.2	29	0	7	13	5	7	49	1.6	

Individual Career History

Romello White

Season	gp	gs	min/avg	Total		3-Point		F-Throws		Rebounds										Scoring				
				fg	fga	pct	fg	fga	pct	ft	fta	pct	off	def	tot	avg	pf	fo	ast	to	blk	stl	pts	avg
2017-18	31	31	752/24.3	120	184	.652	0	0	.000	85	154	.552	79	141	220	7.1	100	6	13	44	23	8	325	10.5
2018-19	34	32	851/25.0	113	189	.598	0	0	.000	70	121	.579	77	100	177	5.2	106	5	11	45	24	13	296	8.7
2019-20	9	8	254/28.2	40	55	.727	0	0	.000	34	54	.630	27	70	97	10.8	16	0	7	19	11	3	114	12.7
TOTAL	74	71	1857/25.1	273	428	.638	0	0	.000	189	329	.574	183	311	494	6.7	222	11	31	108	58	24	735	9.9

THE STAT CREW SYSTEM
Arizona St. Points-Rebounds-Assists (as of Dec 15, 2019)
All games

Opponent	Date	Score		00 MITCHELL,M	01 MARTIN,REM	02 EDWARDS,RO	03 CHRISTOPHE	04 LAWRENCE,K	05 VALTONEN,E	10 HOUSE,JAE
vs Colorado	11/08/19	71-81	L	DNP	23-9-8	20-1-0	DNP	10-6-0	1-4-0	7-1-1
CENTRAL CONN. ST.	11/14/19	90-49	w	DNP	14-2-3	23-4-1	4-2-0	6-5-1	1-3-0	14-4-5
RIDER	11/17/19	92-55	w	DNP	20-3-3	5-3-0	0-0-0	2-2-0	6-3-1	20-5-2
vs St. John's (NY)	11/23/19	80-67	w	DNP	19-4-2	13-7-0	0-0-0	1-1-0	10-2-2	11-6-3
vs Virginia	11/24/19	45-48	L	DNP	21-1-3	10-6-0	DNP	0-3-0	0-3-0	0-4-3
at PRIN	11/26/19	67-65	w	DNP	33-4-3	3-1-1	DNP	0-0-0	4-3-0	2-5-2
at San Francisco	12/03/19	71-67	w	DNP	14-6-5	5-5-0	DNP	7-2-0	6-2-0	0-1-1
LOUISIANA	12/07/19	77-65	w	DNP	15-1-4	17-5-1	DNP	2-3-0	0-2-2	9-4-1
PRAIRIE VIEW	12/11/19	88-79	w	0-0-0	21-3-3	14-1-0	DNP	4-1-1	5-3-0	5-1-2
GEORGIA	12/14/19	79-59	w	0-0-0	23-3-6	5-5-0	0-0-0	11-2-0	0-3-0	2-1-3

Opponent	Date	Score		11 ALONZO VE	12 BURNQ,MICA	15 OLMSTED,JO	20 THOMAS,KHA	22 ALLEN,ANDR	23 WHITE,ROME	24 GRAHAM,JAL
vs Colorado	11/08/19	71-81	L	4-6-2	DNP	DNP	0-1-0	0-2-0	DNP	6-3-1
CENTRAL CONN. ST.	11/14/19	90-49	w	10-2-5	0-0-0	0-0-0	0-2-0	0-1-0	2-11-1	10-4-3
RIDER	11/17/19	92-55	w	11-6-4	0-0-0	0-2-1	2-0-0	0-1-0	11-7-1	4-4-0
vs St. John's (NY)	11/23/19	80-67	w	DNP	0-0-0	DNP	0-0-0	0-0-0	15-9-0	4-4-0
vs Virginia	11/24/19	45-48	L	DNP	DNP	DNP	0-0-1	DNP	10-3-0	2-0-0
at PRIN	11/26/19	67-65	w	DNP	DNP	DNP	14-2-1	DNP	11-9-3	0-1-0
at San Francisco	12/03/19	71-67	w	3-1-2	DNP	DNP	3-5-0	DNP	14-11-0	9-4-1
LOUISIANA	12/07/19	77-65	w	4-3-2	DNP	DNP	2-3-0	DNP	19-14-0	0-2-1
PRAIRIE VIEW	12/11/19	88-79	w	20-4-2	DNP	DNP	2-2-0	DNP	14-16-1	0-1-0
GEORGIA	12/14/19	79-59	w	15-5-2	DNP	DNP	0-0-0	DNP	18-17-1	0-1-0

Opponent	Date	Score		25 FOGERTY,GR	30 FEIT,KYLE	35 CHERRY,TAE
vs Colorado	11/08/19	71-81	L	DNP	DNP	DNP
CENTRAL CONN. ST.	11/14/19	90-49	w	1-0-0	1-1-0	4-2-0
RIDER	11/17/19	92-55	w	0-0-0	5-0-0	6-3-3
vs St. John's (NY)	11/23/19	80-67	w	0-0-0	2-0-0	5-3-2
vs Virginia	11/24/19	45-48	L	DNP	DNP	2-1-0
at PRIN	11/26/19	67-65	w	DNP	DNP	0-1-0
at San Francisco	12/03/19	71-67	w	DNP	DNP	10-3-0
LOUISIANA	12/07/19	77-65	w	DNP	DNP	9-2-2
PRAIRIE VIEW	12/11/19	88-79	w	DNP	DNP	3-0-0
GEORGIA	12/14/19	79-59	w	DNP	DNP	5-3-0

SUN DEVIL INDIVIDUAL NOTES/HIGHS/GAME-BY-GAME (UPDATED DEC. 17, 2019)

#1 REMY MARTIN CARER HIGHS

POINTS: 33 at Princeton (11/26/19)
REBOUNDS: 9 vs. Colorado/China (11/9/19)
ASSISTS: 11 at UCLA (1/24/19)
FG MADE: 10 vs. UTAH (1/3/19)
FG ATT: 23 at Princeton (11/26/19)
3-PT MADE: 5 vs. ARIZONA (1/31/19)
FT MADE: 8 vs. ARIZONA (1/31/19)/vs. LBSU (11/12/18)
FT ATT.: 14 vs. vs. ARIZONA (1/31/19)
MINUTES: 41 vs. ARIZONA (1/31/19)

#2 ROB EDWARDS SUN DEVIL HIGHS

CLEVELAND STATE POINTS: 32 at Oakland (1/16/17)
ASU POINTS: 28 at Utah (2/16/19)
3-POINT FIELD GOALS: 4 (2x) vs. Colorado/China (11/9/19)
REBOUNDS: 8 vs. St. John's (3/20/19)
MINUTES: 41 vs. CAL STATE FULLERTON (11/6/18)

#4 KIMANI LAWRENCE SUN DEVIL HIGHS

POINTS: 22 vs. #15 Mississippi State (11/19/18)
REBOUNDS: 8 (2x) at Vanderbilt (12/17/18)
ASSISTS: 5 (2x) vs. TEXAS SOUTHERN (12/1/18)
MINUTES: 39 (2x) vs. TEXAS SOUTHERN (12/1/18)

#5 ELIAS VALTONEN CAREER HIGHS

POINTS: 10 vs. St. John's (11/23/19)
REBOUNDS: 4 vs. Colorado (11/9/19)
ASSISTS: 2 vs. St. John's (11/23/19)
MINUTES: 28 vs. St. John's (11/23/19)

#10 JAELEN HOUSE CAREER HIGHS

POINTS: 20 vs. RIDER (11/17/19)
REBOUNDS: 6 vs. St. John's (11/23/19)
ASSISTS: 5 vs. CCSU (11/14/19)
STEALS: 6 vs. Georgia (12/14/19)
MINUTES: 30 (twice)

#11 ALONZO VERGE JR. CAREER HIGHS

POINTS: 11 vs. RIDER (11/17/19)
REBOUNDS: 6 (twice)
ASSISTS: 5 vs. CCSU (11/14/19)
MINUTES: 29 vs. Colorado (11/9/19)


#23 ROMELLO WHITE CAREER HIGHS

✓ AAU coach was Jerry Stackhouse
POINTS: 25 vs Northern Arizona (11/17/17)
REBOUNDS: 15 vs San Diego State (11/14/17)
FG MADE: 10 (2x) at Washington State (2/4/18)
FG ATTEMPTED: 12 vs Northern Arizona (11/17/17)
FREE THROWS MADE: 11 at Stanford (1/17/18)
FREE THROWS ATTEMPTED: 14 at Stanford (1/17/18)
BLOCKS: 3 vs Idaho State
MINUTES: 39 vs Kansas State (11/23/17)

#35 TAESHON CHERRY CAREER HIGHS

POINTS: 19 vs. Nebraska Omaha (11/28/18)
REBOUNDS: 6 vs. OREGON STATE (1/17/19)
STEALS: 4 vs. #1 KANSAS (12/22/18)
3-PT FG MADE: 5 VS. OREGON (1/19/19)
MINUTES: 31 vs. (2x) vs. TEXAS SOUTHERN (12/1/18)


2019-20 SUN DEVIL TV ROSTER



00 MICKEY MITCHELL
F 6-7 225 SR
Orlando, FL



1 REMY MARTIN
G 6-0 175 JR
Chatsworth, CA



2 ROB EDWARDS
G 6-5 205 SR
Detroit, MI




3 CALEB CHRISTOPHER
G 6-1 180 FR
Carson, CA




4 KIMANI LAWRENCE
F 6-8 220 JR
Providence, RI



5 ELIAS VALTONEN
G 6-7 195 SO
Eura, Finland



10 JAELEN HOUSE
G 6-2 160 FR
Phoenix, AZ




11 ALONZO VERGE, JR.
G 6-3 165 JR
Chicago, IL




12 MICAH BURNO
G 6-0 180 FR
Scottsdale, AZ



15 JOHN OLMSTED
F 6-10 215 FR
Morenci, AZ



20 KHALID THOMAS
F 6-9 210 JR
Portland, OR



22 ANDRE ALLEN
F 6-9 210 JR
Los Angeles, CA



23 ROMELLO WHITE
F 6-8 245 JR
Atlanta, GA



24 JALEN GRAHAM
F 6-9 205 FR
Phoenix, AZ



25 GRANT FOGERTY
G 6-0 175 SR
Scottsdale, AZ



30 KYLE FEIT
G 6-4 190 SO
West Palm Beach, FL



35 TAESHON CHERRY
F 6-8 210 SO
El Cajon, CA