

# ASU 2018-2019 SCHEDULE

Date Opp. (TV/Radio).....FINAL/TIP

11/6 CS Fullerton (P12).... W, 102-94 2OT

## MGM RESORTS MAIN EVENT-TEMPE

11/9 McNeese State (P12)..... W, 80-52

11/12 LBSU (P12)..... W, 90-58

11/15 @San Francisco (P12)..... PPD

## MGM MAIN EVENT/T-MOBILE

11/19 #15 Miss. St. (ESPNJ)..... W, 72-67

11/21 Utah State (ESPNJ)..... W, 87-82

11/28 Omaha (P12/620 AM)..... W, 89-71

12/1 Texas Southern (P12/98.7)..... W, 83-71

12/7 #6 Nevada at HoopHall Classic

(@STAPLES/ESPN2/620)..... 9 PT

12/15 @Georgia (SEC/620)..... 6 ET

12/17 @Vanderbilt (SEC/620)..... 6 CT

12/22 #2 Kansas (ESPN2/620)..... 7

12/29 Princeton (P12/620)..... 2

1/3 Utah (P12)..... 6

1/5 Colorado (P12)..... 4

1/9 @California (P12)..... 6 PT

1/12 @Stanford (P12)..... 3 PT

1/17 Oregon St. (FS1)..... 8

1/19 Oregon (P12)..... 7:30

1/24 @ UCLA (FS1)..... 8 PT

1/26 @USC (ESPNJ)..... 5 PT

1/31 Arizona (ESPN2)..... 7

2/7 Wash. St. (P12)..... 6

2/9 Washington (ESPN2)..... 8

2/13 @Colorado (FS1)..... 8:30

2/16 @Utah (FS1)..... 8:10

2/20 Stanford (ESPN2)..... 7

2/24 California (P12)..... 4

2/28 Oregon (P12)..... 8 PT

3/3 @Oregon St. (ESPNJ)..... 5 PT

3/9 @Arizona (CBS)..... 2

## (Pac-12 Tournament/Las Vegas)

3/13

-16 T-Mobile Arena..... TBD

## FINAL FOUR TRIVIA

Coach Hurley (1992) and Danny Manning (1988) are only current college coaches who earned Final Four MOP.

## TURNED IT AROUND FAST

Buffalo was 285-369 (.436) in 22 seasons after going DI (1991-2013). The Bulls were 42-20 (.678) in Coach Hurley's two seasons. He is 99-67 (.592) in six years as a head coach.

# SUN DEVIL

## M E N ' S B A S K E T B A L L

### #20 @SUNDEVILHOOOPS (7-0) TRIES FOR ANOTHER WIN OVER A RANKED TEAM

Fri, Dec. 7 - vs. #5 Nevada (8-0) 9 PT/ESPN2/620 AM at STAPLES Center

Sat., Dec. 15 - at Georgia (5-3) 6 ET/SEC/620 AM ASU 4-1 OOC on road under BH

Mon., Dec. 17 - at Vanderbilt (5-2) 6 CT/SEC/620 AM home-&-home/ASU won last year

The Arizona State Sun Devils (20-12 in 2017-18 and 7-0 in 2018-19) -- who advanced to the NCAA Tournament for the first time since 2014 last year -- meet No. 6 Nevada (8-0) at STAPLES Center in Los Angeles on Friday, Dec. 7, for a 9 p.m. PT ESPN2 tip with Dave Feldman and Jay Bilas on the call. ASU has defeated five ranked teams in Bobby Hurley's tenure (including four out of conference and three of them away from home). The Nov. 24, 2017, Xavier win last year was the highest ranked OOC team ASU had topped since it beat No. 7 Maryland in the 1994 Maui Invitational...until it won at #2 Kansas on Dec. 10. ASU followed that up with a win over No. 15 Mississippi State this year on Nov. 19. Both ASU and Nevada are one of 11 unbeaten entering play Wednesday. ASU nationally ranks second in rebounds per game (46.0), seventh in rebound margin (+13.0) and 20th in scoring (86.1). Zylan Cheatham, the current Pac-12 Player of the Week, registered ASU's second triple double in the Dec. 1 win over Texas Southern.

### ASU WINS VS. RANKED TEAMS UNDER BOBBY HURLEY

ASU 72, #15 Mississippi State 67 (Nov. 19, 2018/Las Vegas)

ASU 95, at #2 Kansas 85 (Dec. 10, 2017)

ASU 102, #15 Xavier 86 (Nov. 24, 2017/Las Vegas)

ASU 74, #23 USC 67 (Feb. 12, 2016)

ASU 67, #18 Texas A&M 54 (Dec. 5, 2015)

**20:** The Sun Devils have won 20 straight regular season out of conference games, the sixth-best streak in the Pac-12 in the past 23 seasons. ASU and Nevada enters this week as one of 11 undefeated teams remaining.

### LONGEST REGULAR SEASON PAC-12 OUT OF CONFERENCE WIN STREAKS (1996-PRESENT)

39, Arizona, 12/20/11-12/19/14

26, Stanford, 11/11/99-11/24/01

24, Washington, 12/5/04-12/4/06

23, USC, 12/3/15-11/22/17

21, Washington State, 12/5/06-11/29/08

**20, Arizona State, 12/17/16-present**

**WILD STAT:** ASU is 7-0 for just the second time in the past 38 seasons...but the for second year in a row. Yup, you read that right. ASU had not been 7-0 since the 1980-81 team that was led by Byron Scott, Fat Lever and Alton Lister, but last year ASU started 12-0.

### BEST STARTS IN ASU HISTORY

**12-0/2017-18 (Bobby Hurley)**

9-0/1974-75 (Ned Wulk)

**7-0/2018-19 (Bobby Hurley)**

7-0/1980-81 (Ned Wulk)

**GAME #7: ASU 83, TEXAS SOUTHERN 71/DEC. 1, 2018:** Texas Southern went the distance as ASU led for 39:02 but could never put the Tigers away until the final four minutes. Zylan Cheatham posted the second triple double in school history with 14 points, 13 rebounds and 10 assists. ASU placed five players in double digits as Romello White led the way with 19 points and 14 rebounds on 9-of-10 shooting. Luguentz Dort had 18 points, Taeshon Cherry 14 and Kimani Lawrence 13. ASU never trailed, but TSU cut it to 63-57 with under 10 minutes remaining and to 69-61 with 6:35 left but ASU went on a 7-0 run to put it away.

**ASU MEDIA RELATIONS:** ASU men's basketball SID Doug Tammara can be reached directly at 480-734-7795 or via e-mail at tammara@asu.edu. The ASU website is: [www.TheSunDevils.com](http://www.TheSunDevils.com).

POS #	SUN DEVIL	YR	HT/WT	2018-2019 SUN DEVIL ROSTER NOTES
G 0	Luguentz Dort	FR	6-4/215	Top-100 recruit who is strong and gets in the lane with ease; speaks French
G 1	Remy Martin	SO	6-0/170	Top-100 2017 signee; energizer bunny, 2018 Pac-12 Co-Sixth Man of the Year
G 2	Rob Edwards	JR	6-4/205	Transfer from Cleveland State who was team's leader scorer
F 3	Mickey Mitchell	JR	6-7/225	Played lot of minutes as freshman at Ohio State in 2015-16; Orlando resident
G 5	Kyle Feit	FR	6-4/190	Product of IMG Academy
F 10	Vitaliy Shibel	SO	6-9/210	Sophomore who had ACL injury and redshirted 2016-17/from the Ukraine
G 11	Elias Valtonen	FR	6-7/195	Finland native with solid shooting stroke
G 14	Kimani Lawrence	SO	6-7/200	Long sophomore can guard 5 positions & play 4 of them/ <u>missed first 13 games last year</u>
G 21	Jack Roggin	FR	6-0/165	Walk-on from Southern California
F 23	Romello White	SO	6-8/220	Atlanta product who had Jerry Stackhouse as his AAU coach
G 24	Jordan Salzman	SO	5-10/175	Walkon from New York
G 25	Grant Fogerty	SO	6-0/175	Local walkon addition from Desert Mountain High School in Scottsdale
G 31	Trevor Thompson	SO	6-2/175	Second-year walkon from Moon Valley High School in Phoenix
F 32	De'Quon Lake	SR	6-10/225	JC transfer originally from Virgin Islands/24 points, 8 boards, 3 blocks in 2017-18 opener
C 34	Uros Plavsic	FR	7-0/240	Serbian big man with good athletic ability/PLAN IS TO REDSHIRT THIS YEAR
F 35	Taeshon Cherry	FR	6-8/210	San Diego big man who was in everyone's top-75
F 45	Zylan Cheatham	SR	6-8/201	Transfer from San Diego State who is local product and ready to put on the uni
<b>Head Coach:</b> Bobby Hurley/42-20 at Buffalo (2013-15); 1992 Final Four MOP				
<b>Coaching Staff:</b> Rashon Burno, Anthony Coleman, Drazen Zlovacic				
<b>Special Assistant to HC:</b> Ben Wood			<b>Video:</b> Justin McLean	
<b>Operations:</b> Derrick Wrobel			<b>Performance:</b> Daniel Marshall	

**KIMANI IS BACK:** Kimani Lawrence's freshman season stats gets an asterisk. Last year he started in all three exhibition games and had 15 points and nine boards vs. Northern State and 18 points and five boards vs. Arizona Christian. The night before the season opener he suffered a stress fracture in left foot that kept him out until Pac-12 play. In the opener vs. Cal State Fullerton he matched his three-point total from last season (three) and posted 16 points (previous best was nine) and minutes (36 previous best was 25). He has been in double figures every game and had 22 points including the game-winning three pointer in the Nov. 19 win over No. 15 Mississippi State.

#### KIMANI LAWRENCE QUICK NOTES

- √ Double-figures all seven games this year
- √ 14-34 (.412) from 3 this year/3-15 last year
- √ 33-38 (.868) from FT line in career
- √ 6-11 1/2 wingspan

**SWEET LU:** One of the most impressive newcomers in all of college basketball is Luguentz Dort, who earned Nov. 26 Pac-12 Player of the Week and Andy Katz's National Player of the Week after averaging 25 points and eight rebounds as ASU won the MGM Resorts Main Event in Las Vegas (Nov. 19-21). Dort is the first sun freshman to garner the league's weekly award since James Harden in January of 2008.

#### TOP SCORING GAMES FOR LUGUENTZ DORT

- 33 vs. Utah State @Las Vegas, Nov. 21, 2018
- 28 vs. Cal State Fullerton, Nov. 6, 2018
- 25 vs. McNeese State, Nov. 9, 2018

**WINGSPAN:** ASU has six players with wingspan of at least 6-11: Uros Pavsic (7-2.5), De'Quon Lake (7-2), Zylan Cheatham (7-0.5), Romello White (7-0.25), Vitaliy Shibel (6-11.75) and Kimani Lawrence (6-11.5).

**SAME CITY/TIME/RESULT AS LAST YEAR:** Thanksgiving week in Las Vegas has been really good to ASU. ASU won the 2017 Continental Tire Invitational at Orleans Arena on Nov. 23-24 with wins over 2018 Elite Eight member Kansas State (92-90) and then dropped 102 on No. 15 Xavier for a 16-point win. Those wins vaulted ASU into the rankings for the first time since James Harden was in uniform (2008-09), gave it a 6-0 start for just the second time in 32 seasons and was its first exempt tournament title since Bill Frieder's gang won the 1994 Maui Invitational. ASU then beat No. 15 Mississippi State on Nov. 19 and Utah State on Nov. 21 this season to win the MGM Resorts Main Event.

**RUN AND JUMP:** Best approach vertical on the team is Zylan Cheatham at 41.5 inches, with Remy Martin not far behind at 40 inches.

**REFRESH:** ASU's top three scorers are gone and took with them many games, points and fun times, but the Sun Devil have six lettermen, a pair of high-level transfers and a top-20 recruiting class. Last year then third-year head coach Bobby Hurley (two-time NCAA champion, 1992 Final Four MOP and NCAA career assist leader) and the Sun Devils were the final undefeated team (12-0), beat No. 1 seeds Xavier and Kansas and went 5-2 against NCAA Tournament teams (Kansas State, UCLA and San Diego State). ASU averaged 10,603 fans, topping the 9,514 school record set in 1995-96.

**REMY!!!:** The Pac-12 Sixth Man of the Year officially returned in 30+ seasons in 2017-18 and freshman Remy Martin shared the award with CU's Devon Collier. The previous Pac-10 Sixth Man of the Year was awarded from 1984-87. Martin – with zero starts -- averaged 9.6 points, had 94 assists and was 71-of-94 (.755) from the free throw line in 23.8 minutes per game. He had 20 double-figure scoring games (15 of final 21). He had a season-best 21 at No. 2 Kansas on Dec. 10. Against Utah on Jan. 25, he had a personal second-half 10-0 run in 2:18 that gave ASU a three-point lead after being down seven. At WSU on Feb. 4, he had all 10 points in the final 6:20 as ASU outscored WSU 19-9 in final seven minutes. He had 20 in the Pac-12 Tournament loss to Colorado.

**JUMP:** Best standing verticals on the team: De'Quon Lake and Luguentz Dort both did 34 inches, while Zylan Cheatham is at 33.5 inches.

**TALENT UPGRADE:** From 2002-16, ASU signed six top-85 players according to 247Sports/Scout.com. It is very possible ASU could have a five-man lineup on the floor this year alone with top-85 recruits in Remy Martin (77) at the point, Luguentz Dort (33) and Kimani Lawrence (58) on the wings and Taeshon Cherry (29) and Romello White (81) underneath.

**TOP-85 247SPORTS/SCOUT.COM ASU SIGNEES (2002-2018)**

- 23. James Harden, 2007
- 29. Taeshon Cherry, 2018**
- 33. Luguentz Dort, 2018**
- 34. Jahii Carson, 2011
- 41. Sam Cunliffe, 2016
- 55. Ike Diogu, 2002
- 58. Kimani Lawrence, 2017**
- 77. Remy Martin, 2017**
- 79. Keala King, 2010
- 81. Romello White, 2016**

**WHAT HAS CHANGED:** The 2017-18 season saw a lot of upgrades for Sun Devil basketball beyond the NCAA Tournament appearance as attendance records were busted and it won a dozen straight for just the second time in school history. Below is a list of what was truth last year at this time and what ASU can flash the fork about now.

**LAST YEAR AT THIS TIME / #FORKSUP NOW**

- 5,807 attendance in BH first year/10,603 in third year (school record)
- 11-game win streak in 1980-81 was awesome/12-0 start
- 8-22 in road OOC games prior to CBH/4-1 under Bobby Hurley
- 12 wins trail at half previous 5 seasons/15 under BH in 3 seasons
- Averaged 80+ points twice in Pac-12 history/82.7 last year led Pac-12

**#DUNK-KWON:** De'Quon Lake is 110-of-153 (.719) from the field with 50 dunks in his 39-game career. He has 74 offensive rebounds and posted five dunks against both Idaho State and San Diego State in December of 2017. He also had seven blocks vs. Pacific. ASU is 10-2 when he scores in double digits and 8-2 when he gets at least seven boards.

**TOP-10:** From 1995-96 through 2014-15, ASU played two top-10 teams outside of Pac-12 play in the regular season (No. 7 Duke on 11/25/09 and No. 2 Kansas on 11/26/97 both in Madison Square Garden). Last year's Dec. 10 game at Kansas was the third straight season ASU played a top-10 non-conference team. ASU played Kentucky in Coach Hurley's first two seasons, hosted No. 9 Creighton in December of 2017 and started the home-and-home with Kansas last December.

**PRO-NUN-SEE-A-SHUNS**

- Luguentz Dort (LOU-gentz)
- Vitaliy Shibel (Vigh-tal-ee Shy-bell)
- Elias Valtonen (E-lie-as Val-tow-nen)
- De'Quon Lake (Deh-Quon)
- Uros Plavsic (ur-rose Plav-sick)
- Taeshon Cherry (Tay-shawn)
- Zylan (Zigh-lan)

**REMY MARTIN TOP SCORING TILTS**

- 21 at #2 Kansas (12/10/18)
- 20 vs. Colorado/Las Vegas (3/7/18)
- 16 vs. #15 Miss. St./Las Vegas (11/19/18)
- 15 vs. Long Beach State (11/12/18)
- 15 at Oregon (2/22/18)

**ROMELLO WHITE TOP SCORING TILTS**

- 25 vs. Northern Arizona (Nov. 17, 2017)
- 22 vs. St. John's at STAPLES (Dec. 8, 2017)
- 21 at Washington State (Feb. 4, 2018)
- 19 vs. Texas Southern (Dec. 1, 2018)
- 19 at Stanford (Jan. 17, 2018)
- 19 vs. Kansas State in LV (Nov. 23, 2017)

**ROMELLO WHITE DOUBLE-DOUBLES**

- 19/14 vs. Texas Southern (Dec. 1, 2018)
- 13/11 vs. California (Mar. 1, 2018)
- 10/14 at Washington (Feb. 1, 2018)
- 10/11 at Colorado (Jan. 4, 2018)
- 16/13 vs. USF (Dec. 2, 2017)
- 14/11 vs. UC Irvine (Nov. 19, 2017)
- 16/15 vs. San Diego State (Nov. 14, 2017)

**ZYLAN CHEATHAM ASU**

**DOUBLE-DOUBLES**

- 14/13/10 vs. Texas Southern (Dec. 1, 2018)
- 16/12/6 vs. McNeese State (Nov. 9, 2018)

**DE'QUON LAKE DOUBLE-DOUBLES (2)**

- 11/12 vs. Kansas State (11/23/17)
- 17/10 vs. Northern Arizona (11/17/17)

**COACH AS A PLAYER:** Coach Hurley's Duke career has been talked about a lot. His 145 assists (in 20 games) is a NCAA Tournament record. Here is a numbers breakdown:

**.583:** In the 1992 Final Four, Coach made 7-of-12 three pointers en route to the Most Outstanding Player honors.

**.667:** In the April 4, 1992 Final Four game vs. Indiana, Coach went 6-of-9 from the three-point stripe.

**2:** In addition to 1992 Most Outstanding Player honors, Coach also earned 1991 All-Tournament Team honors.

**9:** In the 1991 title game vs. Kansas on April 1, he posted nine assists.

**16:** In the 1991 Final Four he posted 16 assists.

**119:** Coach Hurley went 119-26 (.821) in his four years at Duke.

**18-2:** Coach Hurley went 18-2 in his NCAA Tournament career.

### 3-PTERS IN TOURNAMENT CAREER

47, Lee Humphrey, Florida, 2004-07 (15)

43, Shelvin Mack, Butler, 2009-11 (13)

**42, Bobby Hurley, Duke, 1990-93 (20)**

### NCAA TOURNAMENT GAMES

23, Christian Laettner, Duke, 1989-92

22, Greg Koubek, Duke, 1988-91

22, Brian Davis, Duke, 1989-92

21, Wayne Turner, Kentucky, 1996-99

20, Thomas Hill, Duke, 1990-93

**20, Bobby Hurley, Duke, 1990-93**

20, Grant Hill, Duke, 1991-94

20, Antonio Lang, Duke, 1991-94

----

**ONE BAD ONE:** Villanova was the only team to have zero double-digit defeats in 2017-18, but ASU came close as it was one of just eight teams with one double-digit loss. The others were Cincinnati, Clemson, Duke, Nevada, Purdue, Virginia and Wichita State.

**DORTING:** Luguentz Dort's 53 points in first two games (28 vs. CSF and 25 vs. McNeese State) were the third-most by a Pac-12 freshman in his first two career games since 1996-97. Only Washington's Markelle Fulz (65 in 2016-17) and Oregon's Tajuan Porter (55 in 2006-07) had better point production in their first two games than Dort in the past 23 seasons.

### FWIW LUGUENTZ DORT PHYSICAL STUFF

**HT:** 6-4 -- **WT:** 215 -- **WINGSPAN:** 6-8.75 -- **BORN:** April of 1999

**STANDING VERTICAL:** 34" (tied for best on team with De'Quon Lake)

**APPROACH VERTICAL:** 39" (third on team behind Zylan at 41.5 and Remy at 40)

**GAME #6: ASU 89, OMAHA 71/NOV. 28, 2018:** Omaha led 25-17 with under 10 minutes remaining in the first half but ASU closed the half on a 33-15 run and then hit three three-pointers in the first three minutes to put the Mavericks away. Luguentz Dort and Taeshon Cherry each had 19 while Kimani Lawrence added 18, including four three-pointers. Zylan Cheatham posted 13 points, 12 rebounds and nine assists as ASU shot .516 (.33-of-64) from the floor and out-rebounded Omaha 41-27. ASU posted nine steals.

**GAME #5: ASU 87, UTAH STATE 82/NOV. 21, 2018 (LAS VEGAS):** ASU held off Utah State behind Tournament MVP Luguentz Dort's 33 points. Freshman Taeshon Cherry added 15 points off the bench, while Remy Martin added 13 and Kimani Lawrence 10. Zylan Cheatham added a career-best six assists. ASU put 50 on USU in the second half, forced 20 turnovers and was 7-of-14 from the three-point stripe to move to 5-0 for just the third time in 33 seasons. Utah State (5-1) took a 47-44 lead with 15:53 left, but ASU went on a 10-3 run.

### MOST POINTS BY A SUN DEVIL FRESHMAN

35, Mario Bennett vs. #5 Arizona, Feb. 20, 1992

34, Jahii Carson vs. Stanford @Pac-12 Tournament (Las Vegas), Mar. 13, 2013

33, Luguentz Dort vs. Utah State @Las Vegas, Nov. 21, 2018

**GAME #4: ASU 72, #15 MISSISSIPPI STATE 67/NOV. 19, 2018 (LAS VEGAS):** ASU got after it early as it led by 15 at the half behind 27-12 advantage on the boards and held MSU to just 10-of-33 from the floor, but MSU -- who won 25 games in 2017-18 -- fought back to tie it with 1:01 left. Kimani Lawrence (career-high 22 points and 9-of-14 shooting) buried a three with 29 seconds left and shot clock winding down, ASU got a stop and Remy Martin hit two free throws to seal it. ASU got 16 points from Martin (6-7 FTs, seven assists and no turnovers in 35 minutes), 12 points and nine boards from Zylan Cheatham and 17 points and nine boards from Luguentz Dort.

**GAME #3: ASU 90, LONG BEACH 58/NOV. 12, 2018:** ASU took control early and in a game that had one lead change as six Sun Devils scored in double digits. ASU led 38-16 at the half and collected 63 rebounds, most since it had 63 vs. Utah on Nov. 27, 2002. It held LBSU to just .274 from the field, ASU's best defensive effort since Feb. 11, 2010, when it held Oregon State to 14-of-47 (.246). Remy Martin had 15 points while Luguentz Dort had 12 points and 12 rebounds.

**GAME #2: ASU 80, McNEESE STATE 52/NOV. 9, 2018:** McNeese State jumped out to an 8-3 lead but Luguentz Dort (25 points), Zylan Cheatham (16 points, 12 rebounds and six assists) and Kimani Lawrence (16 points and six rebounds) led ASU as the Sun Devils outscored the Cowboys 47-29 in the second half. ASU held McNeese State to .319 from the field (15-of-47) and the 52 points allowed is the fewest in the Coach Hurley era at Arizona State.

### FEWEST POINTS BY ASU OPPONENT UNDER BOBBY HURLEY

52 by McNeese State, 11/9/18

53 by California, 3/1/18

53 by Kennesaw State, 11/18/15



**GAME #1: ASU 102, CAL STATE FULLERTON 94 (2 OT)/NOV. 6, 2018:** ASU topped topped 2018 Big West Champion Cal State Fullerton – and its four returning starters – 102-94 in double overtime in a Nov. 6 opener that was as good as it looks on the box score. ASU's 102 points was the most in an opener since it scored 111 vs. Jacksonville in 1996, as it placed five in double figures. Luguentz Dort's 28 points is the most by a Sun Devil freshman in a debut, and the most by any Sun Devil in an opener since Jeremy Veal had 32 on Nov. 16, 1997. ASU had 20 offensive rebounds and placed all five starters in double digits.

**MOST OFFENSIVE REBOUNDS BY ASU PAST 13 SEASONS (2006-19)**

- 23 vs. Oregon State (Jan. 13, 2007)
- 22 vs. Northern Colorado (Nov. 28, 2006)
- 21 vs. Houston Baptist (Nov. 25, 2010 @Alaska)
- 20 vs. Cal State Fullerton (Nov. 6, 2018)**
- 20 vs. USC (Mar. 11, 2015 @Pac-12 Tournament)

**NO. 3:** ASU reached No. 3 in the Associated Press poll last year in late December, matching its best ranking in history. It entered the polls after beating Kansas State and #15 Xavier in the Continental Tire Invitational on Thanksgiving weekend. It moved to No. 5 after winning at No. 2 Kansas 95-85 on Dec. 10 and reached No. 3 and was the last undefeated team when it took the floor on Dec. 30, in the Pac-12 opener at Arizona. The No. 3 ranking is the best in school history, matched only on March 9, 1981 when ASU was 22-3 and on Jan. 7, 1963, when ASU was 10-1.

**CLOSE:** ASU played 15 Pac-12 regular season games decided by single digits, the most by any Pac-12 team in past 22 seasons. In its perfect (12-0) non-conference action, ASU played one single digit game (92-90 over Kansas State in Las Vegas). ASU's only three league margins in double digits were wins over California (84-53), Colorado (80-66) and at Washington State (88-78).

**GONNA' PLAY SOME FOLKS:** Bobby Hurley is going to make an attempt to play some folks. In his first year after looking at a schedule he inherited that included tilts against NC State/Marquette in Brooklyn, at Creighton, at UNLV and against eventual No. 18 Texas A&M, he put the wheels in motion to make it even better by agreeing to play at Kentucky and filled a holiday break hole that could have been a yawner with Stephen F. Austin. In 2016-17, the squad played No. 1 Kentucky in the Bahamas, Purdue in New York City, at San Diego State, in Orlando for three games, and finished a series with No. 9 Creighton. Kansas returns the trip to Wells Fargo Dec. 22 after ASU's win last season, and ASU also played No. 15 Xavier and hosted 2017 NCAA Tournament product Vanderbilt. Coach Hurley has played four top-10 non-conference opponents in his three years, after ASU faced one in the previous 17 seasons.

**ASU REGULAR SEASON OOC GAMES VS. TOP-10 TEAMS (SINCE JOINING PAC-10)**

- #20 ASU vs. #6 Nevada at STAPLES Center (Dec. 7, 2018)
- ASU 95 @#2 Kansas 85 (Dec. 10, 2017)
- #9 Creighton 96, ASU 85 (Dec. 20, 2016)
- #1 Kentucky 115, ASU 69 (Nov. 28, 2016 at Bahamas)
- @#5 Kentucky 72, ASU 58 (Dec. 12, 2015)
- #7 Duke 64, ASU 53 (Nov. 25, 2009 at MSG)
- #2 Kansas 90, ASU 88, OT (Nov. 26, 1997 at MSG)
- ASU 97, #7 Maryland 90 (November 23, 1994 at Maui)
- @#8 Oklahoma St. 87, ASU 69 (December 2, 1993)
- @#9 Kentucky 94, ASU 68 (December 14, 1991)
- @#2 Kansas 90, ASU 67 (December 22, 1989)
- #10 North Carolina 85, ASU 66 (December 23, 1984 at Tokyo)
- #6 Missouri 48, ASU 47 (December 27, 1982 at Honolulu)

**THREE-POINT NOTE**

Entering 2018-19 ASU had made a three-point-er in 587 straight games. The last time ASU did not make a three-point-er was in an 89-57 win over Washington in Tempe on Feb. 10, 2001.

**ASU OOC WINS VS. RANKED TEAMS  
PAC-10/12 ERA**

- √ ASU 72, #15 Mississippi State 67  
(Nov. 19, 2018 at Las Vegas/Bobby Hurley)
- √ #16 ASU 95, @#2 Kansas 85  
(Dec. 10, 2017)/Bobby Hurley
- √ ASU 102, #15 Xavier 86  
(Nov. 24, 2017 at Las Vegas)/Bobby Hurley
- √ ASU 67, #18 Texas A&M 54  
(Dec. 5, 2015)/Bobby Hurley
- √ ASU 79, #25 Marquette 77  
(Nov. 25, 2013)/Herb Sendek
- √ ASU 77, #17 Xavier 55  
(Dec. 15, 2007)/Herb Sendek
- √ ASU 97, #7 Maryland 90  
(Nov. 23, 1994 at Maui)/Bill Frieder
- √ ASU 79, #13 Michigan 62  
(Nov. 22, 1994 at Maui)/Bill Frieder
- √ #14 ASU 71, #7 Ohio State 58  
(Dec. 20, 1980)/Ned Wulk
- √ ASU 96, #12 Iowa 88  
(Dec. 6, 1980)/Ned Wulk

**12-GAME DUB STREAK:** Much was made about the best start in school history last year that not much was said about the win streak as it stood alone. Only four ASU teams have posted 11-game winning streaks.

**ASU TOP WINNING STREAKS**

- 18: 1961-62
- 12: 2017-18**
- 11: 1980-81 and 1962-63

## SUN DEVIL CAREER HIGHS

---

### #0 LUGUENTZ DORT SUN DEVIL HIGHS

**POINTS:** 33 vs. Utah State (11/21/18)  
**REBOUNDS:** 12 vs. Long Beach State (11/12/18)  
**ASSISTS:** 4 (3x) vs. Nebraska Omaha (11/28/18)

### #1 REMY MARTIN SUN DEVIL HIGHS

**POINTS:** 21 at #2 Kansas (12/10/17)  
**REBOUNDS:** 7 vs. Longwood (12/19/17)  
**ASSISTS:** 9 vs. Longwood (12/19/17)  
**FG MADE:** 8 at #2 Kansas (12/10/17)  
**FG ATT:** 13 at #17 Arizona (12/30/17)  
**FT MADE:** 6 vs. #15 Mississippi State (11/19/18)  
**FT ATT.:** 7 vs. #15 Mississippi State (11/19/18)  
**MINUTES:** 35 vs. #15 Mississippi State (11/19/18)

### #3 MICKEY MITCHELL SUN DEVIL HIGHS

**POINTS:** 12 (2x) at California (1/20/18)  
**REBOUNDS:** 13 vs. Vanderbilt (12/17/17)  
**ASSISTS:** 5 vs. Oregon (1/11/18)  
**MINUTES:** 33 at Stanford (1/17/18)

### #10 VITALIY SHIBEL SUN DEVIL HIGHS

**POINTS:** 11 vs. St. John's (12/8/17)  
**REBOUNDS:** 8 vs Idaho State (11/10/17)  
**3PT MADE:** 3 at Cal (1/20/18) and vs. St. John's (12/8/17)  
**ASSISTS:** 4 vs. Idaho State (11/10/17)  
**MINUTES:** 28 vs. St. John's (12/8/17)

### #14 KIMANI LAWRENCE SUN DEVIL HIGHS

**POINTS:** 22 vs. #15 Mississippi State (11/19/18)  
**REBOUNDS:** 8 vs. Texas Southern (12/1/18)  
**ASSISTS:** 5 (2x) vs. Texas Southern (12/1/18)

### #23 ROMELLO WHITE CAREER HIGHS

√ AAU coach was Jerry Stackhouse  
**POINTS:** 25 vs Northern Arizona (11/17/17)  
**REBOUNDS:** 15 vs San Diego State (11/14/17)  
**FG MADE:** 10 (2x) at Washington State (2/4/18)  
**FG ATTEMPTED:** 12 vs Northern Arizona (11/17/17)  
**FREE THROWS MADE:** 11 at Stanford (1/17/18)  
**FREE THROWS ATTEMPTED:** 14 at Stanford (1/17/18)  
**BLOCKS:** 3 vs Idaho State  
**MINUTES:** 39 vs Kansas State (11/23/17)

### #32 DE'QUON LAKE CAREER HIGHS

**POINTS:** 24 vs Idaho State (11/10/17)  
**REBOUNDS:** 12 (2x) at Oregon (2/22/18)  
**FG MADE:** 8 vs Idaho State (11/10/17)  
**FG ATTEMPTED:** 9 vs. Utah (1/25/18)  
**FREE THROWS MADE:** 8 (2x) Longwood (12/19/17)  
**FREE THROWS ATTEMPTED:** 14 vs Idaho State (11/10/17)  
**BLOCKS:** 7 vs. Pacific (12/22/17)  
**MINUTES:** 29 vs Kansas State (11/23/17)

### #35 TAESHON CHERRY CAREER HIGHS

**POINTS:** 19 vs. Nebraska Omaha (11/28/18)  
**REBOUNDS:** 5 (2x) vs. Long Beach State (11/12/18)

### #45 ZYLAN CHEATHAM SUN DEVIL HIGHS

**POINTS:** 16 vs. McNeese State (11/9/18)  
**REBOUNDS:** 13 vs. Texas Southern (12/1/18)  
**ASSISTS:** 10 vs. Texas Southern (12/1/18)



**WE WILL  
CONTINUE TO  
SEEK OUT THE  
OPPORTUNITY  
TO COMPETE  
AGAINST THE  
BEST.**

**BOBBY HURLEY**  
HEAD COACH // SUN DEVIL HOOPS

Coach Bobby Hurley and his staff have played non-conference games against some of the best in college basketball and has proven it is not afraid to go on the road. Expect the effort to schedule the best to continue.

### **SUN DEVIL TEAMS PLAYED OR TO BE PLAYED SINCE HIRING OF BOBBY HURLEY**

Creighton (Big East)  
Georgia (SEC)  
Kansas (Big 12)  
Kansas State (Big 12)  
Kentucky (SEC)

Marquette (Big East)  
Mississippi State (SEC)  
NC State (ACC)  
Purdue (Big 10)  
San Diego State (MWC)

St. John's (Big East)  
Texas A&M (Big 12)  
UNLV (MWC)  
Vanderbilt (SEC)  
Xavier (Big East)



# 2018-19 SUN DEVIL TV ROSTER




**0 LUGUENTZ DORT**

G 6-4 215 FR  
Montreal, Canada




**1 REMY MARTIN**

G 6-0 170 SO  
Chatsworth, CA




**2 ROB EDWARDS**

G 6-4 205 RS-JR  
Detroit, MI



**3 MICKEY MITCHELL**

F 6-7 225 RS-JR  
Orlando, FL



**5 KYLE FEIT**

G 6-4 190 FR  
West Palm Beach, FL



**10 VITALIY SHIBEL**

F 6-9 220 SO  
Ivano-Frankivsk, Ukraine



**11 ELIAS VALTONEN**

G 6-7 195 FR  
Eura, Finland



**14 KIMANI LAWRENCE**

F 6-7 210 SO  
Providence, RI




**21 JACK ROGGIN**

G 6-0 165 SO  
Calabasas, CA




**23 ROMELLO WHITE**

F 6-8 235 SO  
Atlanta, GA




**24 JORDAN SALZMAN**

G 5-10 165 SO  
Locust Valley, N.Y.



**25 GRANT FOGERTY**

G 5-11 170 SO  
Scottsdale, AZ



**31 TREVOR THOMPSON**

G 6-2 175 RS-FR  
Phoenix, AZ



**32 DE'QUON LAKE**

F 6-9 235 SR  
Charlotte Amalie, St. Thomas



**34 UROS PLAVSIC**

C 7-0 240 FR  
Smederevo, Serbia



**35 TAESHON CHERRY**

F 6-8 210 FR  
El Cajon, CA



**45 ZYLAN CHEATHAM**

F 6-8 215 RS-SR  
Phoenix, AZ



**2018-19 @SunDevilHoops**  
**ASU Combined Team Statistics (as of Dec 01, 2018)**  
**All games**

Overall record: 7-0 Conf: 0-0 Home: 5-0 Away: 0-0 Neutral: 2-0

#	Player	gp-gs	min	avg	Total		3-Point		F-Throw		Rebounds				pf	dq	a	to	blk	stl	pts	avg
					fg-fga	fg%	3fg-fga	3fg%	ft-fa	ft%	off	def	tot	avg								
00	Dort,Luguentz	7-7	247	35.3	50-115	.435	13-39	.333	39-62	.629	15	31	46	6.6	19	0	18	25	1	15	152	21.7
14	Lawrence,Kimani	7-7	238	34.0	36-81	.444	14-34	.412	22-25	.880	11	23	34	4.9	15	0	18	14	3	5	108	15.4
02	Edwards,Rob	1-1	41	41.0	4-15	.267	2-5	.400	4-4	1.000	0	6	6	6.0	4	0	2	1	0	0	14	14.0
45	Cheatham,Zylan	7-7	220	31.4	27-51	.529	2-7	.286	31-51	.608	18	49	67	9.6	22	1	36	20	6	9	87	12.4
01	Martin,Remy	5-4	158	31.6	17-45	.378	3-16	.188	21-27	.778	2	12	14	2.8	5	0	20	10	1	6	58	11.6
35	Cherry,Taeshon	7-2	158	22.6	23-47	.489	12-28	.429	5-6	.833	3	22	25	3.6	18	0	4	2	4	4	63	9.0
23	White,Romello	7-7	171	24.4	21-34	.618	0-0	.000	12-21	.571	16	28	44	6.3	22	1	3	11	4	4	54	7.7
32	Lake,De'Quon	7-0	113	16.1	19-25	.760	0-0	.000	6-8	.750	15	25	40	5.7	25	2	3	15	9	1	44	6.3
03	Mitchell,Mickey	5-0	45	9.0	4-6	.667	1-1	1.000	1-8	.125	2	10	12	2.4	6	0	4	4	0	1	10	2.0
10	Shibel,Vitaliy	4-0	27	6.8	2-6	.333	2-5	.400	0-0	.000	2	3	5	1.3	6	0	0	1	0	0	6	1.5
05	Feit,Kyle	4-0	5	1.3	2-3	.667	1-2	.500	0-0	.000	0	2	2	0.5	1	0	0	1	0	0	5	1.3
11	Valtonen,Elias	5-0	21	4.2	0-1	.000	0-1	.000	2-2	1.000	1	0	1	0.2	1	0	0	1	2	0	2	0.4
24	Salzman,Jordan	2-0	2	1.0	0-2	.000	0-0	.000	0-0	.000	0	0	0	0.0	0	0	0	0	0	0	0	0.0
25	Fogerty,Grant	2-0	2	1.0	0-0	.000	0-0	.000	0-0	.000	0	0	0	0.0	0	0	0	0	0	0	0	0.0
31	Thompson,Trevor	1-0	1	1.0	0-0	.000	0-0	.000	0-0	.000	0	0	0	0.0	0	0	0	0	0	0	0	0.0
21	Roggin,Jack	1-0	1	1.0	0-0	.000	0-0	.000	0-0	.000	0	0	0	0.0	0	0	0	0	0	0	0	0.0
Team											13	13	26					1				
Total.....		7	1450		205-431	.476	50-138	.362	143-214	.668	98	224	322	46.0	144	4	108	106	30	45	603	86.1
Opponents.....		7	1450		168-436	.385	59-189	.312	100-149	.671	67	164	231	33.0	171	9	90	105	17	46	495	70.7

TEAM STATISTICS	ASU	OPP	Date	Opponent	Score	Att.
SCORING						
Points per game	603	495	11/6/18	CSU FULLERTON	Wo2 102-94	9145
Scoring margin	86.1	70.7	11/9/18	MCNEESE STATE	w 80-52	8515
	+15.4	-	11/12/18	LONG BEACH STATE	w 90-58	8818
FIELD GOALS-ATT	205-431	168-436	11/19/18	vs Mississippi State	w 72-67	2507
Field goal pct	.476	.385	11/21/18	vs Utah State	w 87-82	3157
3 POINT FG-ATT	50-138	59-189	11/28/18	NEBRASKA OMAHA	w 89-71	6951
3-point FG pct	.362	.312	12/01/18	TEXAS SOUTHERN	w 83-71	10085
3-pt FG made per game	7.1	8.4	* - Conference game			
FREE THROWS-ATT	143-214	100-149				
Free throw pct	.668	.671				
F-Throws made per game	20.4	14.3				
REBOUNDS	322	231				
Rebounds per game	46.0	33.0				
Rebounding margin	+13.0	-				
ASSISTS	108	90				
Assists per game	15.4	12.9				
TURNOVERS	106	105				
Turnovers per game	15.1	15.0				
Turnover margin	-0.1	-				
Assist/turnover ratio	1.0	0.9				
STEALS	45	46				
Steals per game	6.4	6.6				
BLOCKS	30	17				
Blocks per game	4.3	2.4				
ATTENDANCE	43514	5664				
Home games-Avg/Game	5-8703	0-0				
Neutral site-Avg/Game	-	2-2832				

Score by Periods	1st	2nd	OT	OT2	Totals
ASU	271	313	6	13	603
Opponents	201	283	6	5	495

**2018-19 @SunDevilHoops**  
**ASU Team Game-by-Game Comparison (as of Dec 01, 2018)**  
**All games**

Opponent	1st	2nd	Score	Mar	Total FG	FG Pct	3-Pointers	3FG Pct	Free Throws	FT Pct	Rebounds	Assist	T/Over	Block	Steal	Fouls
CSU FULLERTON	34/31	49/52	102-94	+8	33-78/34-74	.423/.459	10-26/7-24	.385/.292	26-44/19-26	.591/.731	58/42 +16	11/7	17/17	2/3	3/7	26/36
MCNEESE STATE	33/23	47/29	80-52	+28	27-58/15-47	.466/.319	5-19/5-20	.263/.250	21-27/17-29	.778/.586	43/30 +13	15/10	11/17	6/1	9/1	23/22
LONG BEACH STATE	38/16	52/42	90-58	+32	29-65/17-62	.446/.274	5-16/9-31	.313/.290	27-36/15-24	.750/.625	63/30 +33	17/14	18/16	7/4	7/11	23/27
Mississippi State	39/24	33/43	72-67	+5	26-58/25-69	.448/.362	7-17/8-30	.412/.267	13-18/9-10	.722/.900	40/34 +6	15/16	12/10	2/5	5/6	13/17
Utah State	37/35	50/47	87-82	+5	26-52/25-56	.500/.446	7-14/7-23	.500/.304	28-42/25-33	.667/.758	29/34 (5)	13/15	16/20	3/1	8/6	27/28
NEBRASKA OMAHA	50/40	39/31	89-71	+18	33-64/28-61	.516/.459	8-21/13-26	.381/.500	15-22/2-5	.682/.400	41/27 +14	19/14	13/18	5/2	9/5	13/19
TEXAS SOUTHERN	40/32	43/39	83-71	+12	31-56/24-67	.554/.358	8-25/10-35	.320/.286	13-25/13-22	.520/.591	48/34 +14	18/14	19/7	5/1	4/10	19/22

Note: Game totals are displayed in the format TEAM/OPPONENT for each category

**2018-19 @SunDevilHoops**  
**ASU Points-Rebounds-Assists (as of Dec 01, 2018)**  
**All games**

				00	01	02	03	05	10	11
Opponent	Date	Score		DORT,LUGUE	MARTIN,REM	EDWARDS,RO	MITCHELL,M	FEIT,KYLE	SHIBEL,VIT	VALTONEN,E
CSU FULLERTON	11/6/18	102-94	w	28-9-1	8-5-3	14-6-2	2-1-0	DNP	DNP	0-0-0
MCNEESE STATE	11/9/18	80-52	w	25-2-1	6-3-5	DNP	1-3-1	2-0-0	0-2-0	0-0-0
LONG BEACH STATE	11/12/18	90-58	w	12-12-4	15-2-5	DNP	5-6-3	3-2-0	0-2-0	2-1-0
vs Mississippi State	11/19/18	72-67	w	17-9-2	16-2-7	DNP	0-0-0	DNP	DNP	DNP
vs Utah State	11/21/18	87-82	w	33-7-4	13-2-0	DNP	2-2-0	DNP	DNP	DNP
NEBRASKA OMAHA	11/28/18	89-71	w	19-5-4	DNP	DNP	DNP	0-0-0	3-0-0	0-0-0
TEXAS SOUTHERN	12/01/18	83-71	w	18-2-2	DNP	DNP	DNP	0-0-0	3-1-0	0-0-0

				14	23	32	35	45
Opponent	Date	Score		LAWRENCE,K	WHITE,ROME	LAKE,DE'QU	CHERRY,TAE	CHEATHAM,Z
CSU FULLERTON	11/6/18	102-94	w	16-6-2	10-6-0	9-9-0	3-5-0	12-9-3
MCNEESE STATE	11/9/18	80-52	w	16-6-1	1-2-0	7-5-0	6-3-1	16-12-6
LONG BEACH STATE	11/12/18	90-58	w	13-3-2	12-9-1	10-7-0	6-5-1	12-9-1
vs Mississippi State	11/19/18	72-67	w	22-5-1	1-5-1	4-5-2	0-2-1	12-9-1
vs Utah State	11/21/18	87-82	w	10-2-2	3-5-0	3-3-1	15-2-0	8-3-6
NEBRASKA OMAHA	11/28/18	89-71	w	18-4-5	8-3-0	9-11-0	19-4-1	13-12-9
TEXAS SOUTHERN	12/01/18	83-71	w	13-8-5	19-14-1	2-0-0	14-4-0	14-13-10



## Individual Career History

### Cheatham,Zylan

			Total		3-Point		F-Throws		Rebounds											Scoring	
Season	gp-gs	min/avg	fg-fga	pct	fg-fga	pct	ft-fta	pct	off	def	tot	avg	pf	fo	ast	to	blk	stl	pts	avg	
2015-16*	38-26	791/20.8	93-176	.528	3-17	.176	111-155	.716	62	143	205	5.4	87	2	36	72	26	22	300	7.9	
2016-17*	31-22	726/23.4	95-183	.519	2-12	.167	90-119	.756	69	125	194	6.3	83	2	43	60	18	33	282	9.1	
2018-19	7-7	220/31.4	27-51	.529	2-7	.286	31-51	.608	18	49	67	9.6	22	1	36	20	6	9	87	12.4	
TOTAL	7-7	220/31.4	27-51	.529	2-7	.286	31-51	.608	18	49	67	9.6	22	1	36	20	6	9	87	12.4	
All*	76-55	1737/22.9	215-410	.524	7-36	.194	232-325	.714	149	317	466	6.1	192	5	115	152	50	64	669	8.8	

\* Statistics from prior team/school

### Edwards,Rob

			Total		3-Point		F-Throws		Rebounds											Scoring	
Season	gp-gs	min/avg	fg-fga	pct	fg-fga	pct	ft-fta	pct	off	def	tot	avg	pf	fo	ast	to	blk	stl	pts	avg	
2015-16*	32-29	994/31.1	130-331	.393	49-124	.395	89-119	.748	21	104	125	3.9	71	0	46	109	1	37	398	12.4	
2016-17*	31-30	964/31.1	167-404	.413	63-178	.354	114-149	.765	29	110	139	4.5	68	0	53	95	5	41	511	16.5	
2018-19	1-1	41/41.0	4-15	.267	2-5	.400	4-4	1.000	0	6	6	6.0	4	0	2	1	0	0	14	14.0	
TOTAL	1-1	41/41.0	4-15	.267	2-5	.400	4-4	1.000	0	6	6	6.0	4	0	2	1	0	0	14	14.0	
All*	64-60	1999/31.2	301-750	.401	114-307	.371	207-272	.761	50	220	270	4.2	143	0	101	205	6	78	923	14.4	

\* Statistics from prior team/school

### Lake,De'Quon

			Total		3-Point		F-Throws		Rebounds											Scoring	
Season	gp-gs	min/avg	fg-fga	pct	fg-fga	pct	ft-fta	pct	off	def	tot	avg	pf	fo	ast	to	blk	stl	pts	avg	
2017-18	32-1	546/17.1	91-128	.711	0-0	.000	47-71	.662	59	108	167	5.2	91	5	4	14	43	9	229	7.2	
2018-19	7-0	113/16.1	19-25	.760	0-0	.000	6-8	.750	15	25	40	5.7	25	2	3	15	9	1	44	6.3	
TOTAL	39-1	659/16.9	110-153	.719	0-0	.000	53-79	.671	74	133	207	5.3	116	7	7	29	52	10	273	7.0	

### Lawrence,Kimani

			Total		3-Point		F-Throws		Rebounds											Scoring	
Season	gp-gs	min/avg	fg-fga	pct	fg-fga	pct	ft-fta	pct	off	def	tot	avg	pf	fo	ast	to	blk	stl	pts	avg	
2017-18	19-0	186/9.8	22-48	.458	3-15	.200	11-13	.846	10	23	33	1.7	31	0	3	9	8	7	58	3.1	
2018-19	7-7	238/34.0	36-81	.444	14-34	.412	22-25	.880	11	23	34	4.9	15	0	18	14	3	5	108	15.4	
TOTAL	26-7	424/16.3	58-129	.450	17-49	.347	33-38	.868	21	46	67	2.6	46	0	21	23	11	12	166	6.4	

### Martin,Remy

			Total		3-Point		F-Throws		Rebounds											Scoring	
Season	gp-gs	min/avg	fg-fga	pct	fg-fga	pct	ft-fta	pct	off	def	tot	avg	pf	fo	ast	to	blk	stl	pts	avg	
2017-18	32-0	762/23.8	107-236	.453	23-62	.371	71-94	.755	22	73	95	3.0	48	0	94	43	2	36	308	9.6	
2018-19	5-4	158/31.6	17-45	.378	3-16	.188	21-27	.778	2	12	14	2.8	5	0	20	10	1	6	58	11.6	
TOTAL	37-4	920/24.9	124-281	.441	26-78	.333	92-121	.760	24	85	109	2.9	53	0	114	53	3	42	366	9.9	

### Mitchell,Mickey

			Total		3-Point		F-Throws		Rebounds											Scoring	
Season	gp-gs	min/avg	fg-fga	pct	fg-fga	pct	ft-fta	pct	off	def	tot	avg	pf	fo	ast	to	blk	stl	pts	avg	
2015-16*	23-7	295/12.8	17-48	.354	1-4	.250	12-23	.522	20	44	64	2.8	41	0	15	24	6	7	47	2.0	
2017-18	24-11	541/22.5	50-99	.505	7-20	.350	33-49	.673	35	90	125	5.2	72	2	39	33	13	21	140	5.8	
2018-19	5-0	45/9.0	4-6	.667	1-1	1.000	1-8	.125	2	10	12	2.4	6	0	4	4	0	1	10	2.0	
TOTAL	29-11	586/20.2	54-105	.514	8-21	.381	34-57	.596	37	100	137	4.7	78	2	43	37	13	22	150	5.2	
All*	52-18	881/16.9	71-153	.464	9-25	.360	46-80	.575	57	144	201	3.9	119	2	58	61	19	29	197	3.8	

\* Statistics from prior team/school

### Shibel,Vitaliy

			Total		3-Point		F-Throws		Rebounds											Scoring	
Season	gp-gs	min/avg	fg-fga	pct	fg-fga	pct	ft-fta	pct	off	def	tot	avg	pf	fo	ast	to	blk	stl	pts	avg	
2017-18	32-20	332/10.4	19-55	.345	11-44	.250	10-12	.833	11	48	59	1.8	73	3	17	13	9	4	59	1.8	
2018-19	4-0	27/6.8	2-6	.333	2-5	.400	0-0	.000	2	3	5	1.3	6	0	0	1	0	0	6	1.5	
TOTAL	36-20	359/10.0	21-61	.344	13-49	.265	10-12	.833	13	51	64	1.8	79	3	17	14	9	4	65	1.8	

Individual Career History

White,Romello

Season	gp-gs	min/avg	Total		3-Point		F-Throws		Rebounds											Scoring	
			fg-fga	pct	fg-fga	pct	ft-fta	pct	off	def	tot	avg	pf	fo	ast	to	blk	stl	pts	avg	
2017-18	31-31	752/24.3	120-184	.652	0-0	.000	85-154	.552	79	141	220	7.1	100	6	13	44	23	8	325	10.5	
2018-19	7-7	171/24.4	21-34	.618	0-0	.000	12-21	.571	16	28	44	6.3	22	1	3	11	4	4	54	7.7	
TOTAL	38-38	923/24.3	141-218	.647	0-0	.000	97-175	.554	95	169	264	6.9	122	7	16	55	27	12	379	10.0	

**2018-19 @SunDevilHoops**  
**ASU Game-by-Game Highs (as of Dec 01, 2018)**  
**All games**

Opponent	Date	Score	Points	Rebounds	Assists	Steals	Blocked shots
CSU FULLERTON	11/6/18	102-94	28-Dort,Luguentz	9-Lake,De'Quon Dort,Luguentz Cheatham,Zylan	3-Cheatham,Zylan Martin,Remy	3-Dort,Luguentz	2-Lake,De'Quon
MCNEESE STATE	11/9/18	80-52	25-Dort,Luguentz	12-Cheatham,Zylan	6-Cheatham,Zylan	3-Dort,Luguentz	3-Lake,De'Quon
LONG BEACH STATE	11/12/18	90-58	15-Martin,Remy	12-Dort,Luguentz	5-Martin,Remy	2-Cheatham,Zylan Martin,Remy	2-Cheatham,Zylan
vs Mississippi State	11/19/18	72-67	22-Lawrence,Kimani	9-Cheatham,Zylan Dort,Luguentz	7-Martin,Remy	2-Dort,Luguentz	1-White,Romello Cheatham,Zylan
vs Utah State	11/21/18	87-82	33-Dort,Luguentz	7-Dort,Luguentz	6-Cheatham,Zylan	2-Martin,Remy Dort,Luguentz	1-Lake,De'Quon Cheatham,Zylan Cherry,Taeshon
NEBRASKA OMAHA	11/28/18	89-71	19-Cherry,Taeshon Dort,Luguentz	12-Cheatham,Zylan	9-Cheatham,Zylan	3-Dort,Luguentz	2-Lawrence,Kimani
TEXAS SOUTHERN	12/01/18	83-71	19-White,Romello	14-White,Romello	10-Cheatham,Zylan	2-Cheatham,Zylan	1-Lake,De'Quon Cherry,Taeshon White,Romello Lawrence,Kimani Cheatham,Zylan



# 2018-19 @SUNDEVILHOOPS BOX SCORES GAMES 1-4

## Official Basketball Box Score -- Game Totals -- Final Statistics CSU Fullerton vs Arizona State 11/6/18 6 p.m. at Tempe, Ariz. (Wells Fargo Arena)

### CSU Fullerton 94 • 0-1

#	Player	*	Total		3-Ptr		Rebounds			PF	TP	A TO Blk Stl				Min
			FG-FGA	FG-FGA	FT-FTA	Off	Def	Tot	A			TO	Blk	Stl		
00	Allman, Kyle	*	13-26	5-11	4-6	2	5	7	4	35	0	5	0	1	46	
05	Clare, Davon	*	5-9	1-3	0-0	1	6	7	5	11	0	2	1	0	37	
10	Awosika, Austen	*	3-9	0-0	3-5	0	6	6	5	9	7	2	2	1	42	
14	Ahmad, Khalil	*	10-22	1-6	10-12	1	4	5	3	31	0	3	0	2	48	
24	Pitts, Josh	*	0-1	0-0	0-0	0	0	0	4	0	0	1	0	0	4	
01	Smith, Jamal	*	0-1	0-1	0-0	0	1	1	5	0	0	3	0	1	14	
11	Arnold, Wayne	*	0-2	0-2	0-0	0	0	0	1	0	0	0	0	0	8	
21	Heinzl, Dominik	*	1-1	0-0	0-0	0	1	1	0	2	0	0	0	0	6	
22	Kuljuhovic, Amel	*	1-1	0-0	0-1	0	3	3	5	2	0	1	0	2	20	
23	Ozegovic, Gaber	*	0-0	0-0	0-0	0	0	0	1	0	0	0	0	0	2	
33	Wang, Johnny	*	1-2	0-1	2-2	0	4	4	3	4	0	0	0	0	23	
Team						3	5	8								
Totals			34-74	7-24	19-26	7	35	42	36	94	7	17	3	7	250	
FG % 1st Half: 11-25			44.0%	2nd half: 18-32	56.3%	OT: 5-17	29.4%	Game: 34-74	45.9%	Deadball Rebounds						
3FG % 1st Half: 3-10			30.0%	2nd half: 3-7	42.9%	OT: 1-7	14.3%	Game: 7-24	29.2%	Rebounds						
FT % 1st Half: 6-7			85.7%	2nd half: 13-19	68.4%	OT: 0-0	0.0%	Game: 19-26	73.1%	2						

### Arizona State 102 • 1-0

#	Player	Total		3-Ptr		Rebounds			PF	TP	A TO Blk Stl				Min
		FG-FGA	FG-FGA	FT-FTA	FT-FTA	Off	Def	Tot			A	TO	Blk	Stl	
14	Lawrence,Kimani	r 4-10	3-6	5-6	3	3	6	3	16	2	1	0	0	0	36
23	White,Romello	r 5-8	0-0	0-2	2	4	6	4	10	0	2	0	0	0	35
43	Cheatham,Zylan	r 2-5	1-2	7-13	4	5	9	5	12	3	4	0	0	0	34
00	Dort,Luguentz	g 9-22	3-7	7-13	3	6	9	3	28	1	4	0	3	3	36
02	Edwards,Rob	g 4-15	2-5	4-4	0	6	6	4	14	2	1	0	0	0	41
01	Martin,Remy	* 3-8	0-3	2-4	1	4	5	1	8	3	0	0	0	0	31
03	Mitchell,Mickey	* 1-2	0-0	0-0	0	1	1	1	2	0	0	0	0	0	5
11	Valtonen,Elias	* 0-0	0-0	0-0	0	0	0	0	0	0	0	0	0	0	2
32	Lake,De'Quon	* 4-5	0-0	1-2	5	4	9	4	9	0	5	2	0	0	15
35	Cherry,Taeshon	* 1-3	1-3	0-0	0	5	5	1	3	0	0	0	0	0	15
Team						2	0	2							
Totals		33-78	10-26	26-44		20	38	58	26	102	11	17	2	3	250
FG % 1st Half: 12-36		33.3%	2nd half: 16-29	55.2%	OT: 5-13	38.5%	Game: 33-78	42.3%	Deadball Rebounds						
3FG % 1st Half: 4-12		33.3%	2nd half: 6-10	60.0%	OT: 0-4	0.0%	Game: 10-26	38.5%							
FT % 1st Half: 6-10		60.0%	2nd half: 11-19	57.9%	OT: 9-15	60.0%	Game: 26-44	59.1%							

Officials: Mike Scypfers, Kevin Brill, D.G. Nelson

Technical fouls: CSU Fullerton-None. Arizona State-None.

Attendance: 9145

CSUF #5-Clare fouls out 1:46 in 1OT; CSUF #22-Kuljuhovic fouls out 1:45 in 1OT

CSUF #1-Smith fouls out with 4:19 in 2OT; CSUF #10-Awosika fouls 2:01 in 2OT

Score by periods	1st	2nd	OT	OT2	Total
CSU Fullerton	31	52	6	5	94
Arizona State	34	49	6	13	102

Points	In	Off	2nd	Fast	Bench
CSU	42	15	7	16	8
ASU	40	17	19	8	22

Last FG - CSF OT2-00:27, ASU OT2-00:48.

Largest lead - CSF by 5 1st-13:09, ASU by 10 OT2-00:48.

CSF led for 11:41. ASU led for 31:07. Game was tied for 07:12.

Score tied - 13 times.

Lead changed - 13 times.

## Official Basketball Box Score -- Game Totals -- Final Statistics McNeese State vs Arizona State 11/9/18 7 p.m. at Tempe, Ariz. (Wells Fargo Arena)

### McNeese State 52 • 0-2

#	Player	Total		3-Ptr		Rebounds			PF	TP	A TO Blk Stl				Min
		FG-FGA	FG-FGA	FT-FTA	FT-FTA	Off	Def	Tot			A	TO	Blk	Stl	
00	Hines, Malik	* 0-0	0-0	1-6	0	1	1	4	1	3	3	0	0	0	24
02	Harvey, James	* 2-9	2-8	2-2	1	0	1	1	8	0	2	0	0	0	32
05	Hunt, Kevin	* 4-11	2-4	5-5	1	1	2	4	15	3	2	0	0	0	25
14	Touchett, Trey	* 2-6	1-4	0-0	0	4	4	5	0	1	0	0	0	0	23
24	Robinson, Will	* 3-8	0-1	3-6	0	5	5	3	9	0	1	0	0	0	30
03	Laku, Richard	* 0-0	0-0	0-0	0	0	0	0	0	1	0	0	0	0	2
10	Greenwood, Jarren	* 0-1	0-1	0-0	0	0	0	0	0	2	0	0	0	0	9
11	Hutchinson, Myles	* 0-2	0-0	0-0	0	0	0	0	0	1	2	0	0	0	7
22	Brown, Roydell	* 3-8	0-2	3-6	4	4	8	3	9	0	2	0	1	0	31
23	Kennedy, Shamarkus	* 0-1	0-0	3-4	1	4	5	3	3	0	4	1	0	0	15
30	Brown, AJ	* 1-1	0-0	0-0	0	0	0	0	2	0	0	0	0	0	2
Team						3	1	4							
Totals		15-47	5-20	17-29		10	20	30	22	52	10	17	1	1	200
FG % 1st Half: 6-24		25.0%	2nd half: 9-23	39.1%	Game: 15-47	31.9%	Deadball Rebounds								
3FG % 1st Half: 2-11		18.2%	2nd half: 3-9	33.3%	Game: 5-20	25.0%									
FT % 1st Half: 9-12		75.0%	2nd half: 8-17	47.1%	Game: 17-29	58.6%									

### Arizona State 80 • 2-0

#	Player	Total		3-Ptr		Rebounds			PF	TP	A TO Blk Stl				Min
		FG-FGA	FG-FGA	FT-FTA	FT-FTA	Off	Def	Tot			A	TO	Blk	Stl	
00	Dort,Luguentz	* 10-18	2-6	3-3	1	1	2	2	25	1	1	1	3	0	30
01	Martin,Remy	* 1-5	1-5	3-4	1	2	3	2	6	5	4	0	1	0	28
14	Lawrence,Kimani	* 6-12	2-4	2-2	2	4	6	2	16	1	2	0	1	0	28
23	White,Romello	* 0-2	0-0	1-2	0	2	2	3	1	0	0	1	0	0	22
43	Cheatham,Zylan	* 4-8	0-2	8-11	3	9	12	3	16	6	1	1	2	0	27
03	Mitchell,Mickey	* 0-1	0-0	1-2	1	2	3	1	1	1	2	0	0	0	11
05	Felt,Kyle	* 1-1	0-0	0-0	0	0	0	0	2	0	0	0	0	0	1
10	Shibei,Vitaliy	* 0-0	0-0	0-0	2	0	2	2	0	0	0	0	0	0	5
11	Valtonen,Elias	* 0-0	0-0	0-0	0	0	0	0	0	0	0	0	0	0	2
24	Salzman,Jordan	* 0-1	0-0	0-0	0	0	0	0	0	0	0	0	0	0	1
25	Fogerty,Grant	* 0-0	0-0	0-0	0	0	0	0	0	0	0	0	0	0	1
31	Thompson,Trevor	* 0-0	0-0	0-0	0	0	0	0	0	0	0	0	0	0	1
32	Lake,De'Quon	* 3-5	0-0	1-1	1	4	5	5	7	0	0	3	0	0	16
35	Cherry,Taeshon	* 2-5	0-2	2-2	1	2	3	3	6	1	1	0	0	0	27
Team						3	2	5							
Totals		27-58	5-19	21-27		15	28	43	23	80	15	11	6	9	200
FG % 1st Half: 11-29		37.9%	2nd half: 16-29	55.2%	Game: 27-58	46.6%	Deadball Rebounds								
3FG % 1st Half: 1-8		12.5%	2nd half: 4-11	36.4%	Game: 5-19	26.3%									
FT % 1st Half: 10-14		71.4%	2nd half: 11-13	84.6%	Game: 21-27	77.8%									

Officials: Bob Staffen, Rodrick Dixon, Daryl Gelinan

Technical fouls: McNeese State-None. Arizona State-None.

Attendance: 8515

Score by periods	1st	2nd	Total
McNeese State	33	29	52
Arizona State	23	47	80

Points	In	Off	2nd	Fast	Bench
MCN	18	12	5	2	14
ASU	42	26	12	16	16

Last FG - MCN 2nd-00:51, ASU 2nd-01:09.

Largest lead - MCN by 5 1st-16:17, ASU by 32 2nd-04:44.

MCN led for 06:17. ASU led for 32:51. Game was tied for 00:17.

Score tied - 0 times.

Lead changed - 1 time.

## Official Basketball Box Score -- Game Totals -- Final Statistics Long Beach State vs Arizona State 11/12/18 7 p.m. at Tempe, Ariz. (Wells Fargo Arena)

### Long Beach State 58 • 1-2

#	Player	Total		3-Ptr		Rebounds			PF	TP	A TO Blk Stl				Min
		FG-FGA	FG-FGA	FT-FTA	Off	Def	Tot	A			TO	Blk	Stl		
02	Roberts, Jordan	r	1-3	0-0	0-0	0	3	3	1	2	1	1	0	0	15
05	Riggins, Mason	r	3-5	0-0	0-0	1	5	6	4	6	1	0	1	0	27
24	Yussuf, Temidayo	c	0-1	0-0	1-2	2	3	5	5	1	0	2	0	1	16
10	Alberts, Bryan	g	3-10	2-6	0-0	1	1	2	8	1	1	1	0	3	26
15	Booker, Deishuan	g	1-8	0-4	6-7	0	1	1	4	8	5	0	0	2	20
01	Freeman, Ron		1-8	1-7	5-10	0	0	0	8	2	0	0	4	16	
03	Cobb, Drew		0-1	0-0	0-0	0	1	1	0	0	0	1	0	0	9
04	Byers, KJ		1-3	1-2	1-3	2	3	5	3	4	2	2	2	0	18
11	Griffin, Jordan		3-8	3-7	0-0	0	0	0	0	9	0	0	1	0	14
12	Jackson, Breyon		0-2	0-0	2-2	1	1	2	0	2	0	0	0	0	10
13	Mims, Demetrius		2-2	1-1	0-0	0	1	1	4	5	0	1	0	0	6
20	Richard, Breamon		1-3	0-0	0-0	0	0	0	2	2	1	1	0	1	9
23	Maxhuni, Edon		1-8	1-4	0-0	0	0	0	2	3	1	2	0	0	14
	Team					0	4	4			1				20
	Totals		17-62	9-31	15-24	7	23	30	27	58	14	16	4	11	100
	FG % 1st Half: 6-32	18.8%	2nd half: 11-30	36.7%	Game: 17-62	27.4%									Deadball
3FG	% 1st Half: 2-15	13.3%	2nd half: 7-16	43.8%	Game: 9-31	29.0%									Rebounds
FT	% 1st Half: 2-5	40.0%	2nd half: 13-19	68.4%	Game: 15-24	62.5%									2

# 2018-19 @SUNDEVILHOOPS BOX SCORES GAMES 5-7

## Official Basketball Box Score -- Game Totals -- Final Statistics Arizona State vs Utah State 11/21/18 8:00pm at T-Mobile Arena Las Vegas, NV

### Arizona State 87 • 5-0

#	Player	Total		3-Ptr		Rebounds			PF	TP	A	TO	Blk	Stl	Min
		FG-FGA	FG-FGA	FT-FTA	Off Def Tot										
00	Dort,Luguentz	* 10-15	2-3	11-14	2 5 7	3	33	4	5	0	2	39			
01	Martin,Remy	* 5-13	1-2	2-2	0 2 2	0	13	0	3	0	2	34			
14	Lawrence,Kimani	* 1-8	1-4	7-8	0 2 2	4	10	2	3	0	0	36			
23	White,Romello	* 1-3	0-0	1-1	3 2 5	5	3	0	2	0	0	20			
45	Cheatham,Zylan	* 2-4	0-0	4-8	0 3 3	4	8	6	2	1	1	25			
03	Mitchell,Mickey	1-1	0-0	0-6	0 2 2	2	2	0	0	0	1	12			
32	Lake,De'Quon	1-1	0-0	1-1	1 2 3	5	3	1	1	1	1	13			
35	Cherry,Taeshon	5-7	3-5	2-2	0 2 2	4	15	0	0	1	1	21			
Team					1 2 3										
Totals		26-52	7-14	28-42	7 22 29	27	87	13	16	3	8	200			
FG % 1st Half: 11-29 37.9% 2nd half: 15-23 65.2% Game: 26-52 50.0% Deadball Rebounds 9															
3FG % 1st Half: 3-6 50.0% 2nd half: 4-8 50.0% Game: 7-14 50.0%															
FT % 1st Half: 12-19 63.2% 2nd half: 16-23 69.6% Game: 28-42 66.7%															

### Utah State 82 • 5-1

#	Player	Total		3-Ptr		Rebounds			PF	TP	A	TO	Blk	Stl	Min
		FG-FGA	FG-FGA	FT-FTA	Off Def Tot										
04	Ainge,Crew	* 1-3	1-3	0-0	1 1 2	4	3	3	2	0	0	17			
05	Merrill,Sam	* 8-18	3-7	8-9	0 5 5	4	27	1	0	0	0	35			
10	Taylor,Quinn	* 2-3	0-1	3-5	1 4 5	5	7	2	2	0	1	25			
22	Miller,Brock	* 4-12	2-8	0-0	0 1 1	1	10	1	1	0	1	30			
23	Queta,Neemias	* 2-3	0-0	1-2	4 5 9	5	5	1	5	1	0	21			
01	Knight,Tauriawn	0-0	0-0	0-0	0 0 0	0	0	1	0	0	0	4			
02	Brown Jr.,Dwayne	4-8	0-2	6-6	2 2 4	3	14	2	2	0	1	25			
03	Knight III,John	3-7	0-0	7-11	0 3 3	3	13	2	2	0	2	20			
21	Fakira,Ben	0-0	0-0	0-0	0 0 0	2	0	0	0	0	0	4			
24	Brito,Diogo	1-2	1-2	0-0	0 2 2	1	3	2	3	0	1	19			
Team					2 1 3			3							
Totals		25-56	7-23	25-33	10 24 34	28	82	15	20	1	6	200			
FG % 1st Half: 13-29 44.8% 2nd half: 12-27 44.4% Game: 25-56 44.6% Deadball Rebounds 7															
3FG % 1st Half: 5-13 38.5% 2nd half: 2-10 20.0% Game: 7-23 30.4%															
FT % 1st Half: 4-5 80.0% 2nd half: 21-28 75.0% Game: 25-33 75.8%															

Officials: Ray Natili, Kelly Self, Marques Pettigrew  
Technical fouls: Arizona State-None. Utah State-None.  
Attendance: 3157  
MGM Resorts Main Event Championship Game

Score by periods	1st	2nd	Total
Arizona State	37	50	87
Utah State	35	47	82

## Official Basketball Box Score -- Game Totals -- Final Statistics Nebraska Omaha vs Arizona State 11/28/18 7 p.m. at Tempe, Ariz. (Wells Fargo Stadium)

### Nebraska Omaha 71 • 3-5

#	Player	Total		3-Ptr		Rebounds			PF	TP	A	TO	Blk	Stl	Min
		FG-FGA	FG-FGA	FT-FTA	Off Def Tot										
00	Gibson,JT	* 4-11	4-7	0-0	0 1 1	3	12	2	5	0	1	31			
10	Akinwale,Ayo	* 1-4	0-1	0-0	0 2 2	3	2	2	2	0	1	19			
21	Jackson,Zach	* 6-13	4-6	1-1	0 1 1	4	17	1	0	0	0	33			
40	Pile,Matt	* 7-8	0-0	1-3	0 5 5	4	15	1	4	2	1	26			
44	Hahn,Mitch	* 2-5	0-2	0-0	0 2 2	0	4	1	5	0	0	28			
01	Duplechan,Elishja	1-6	0-2	0-0	0 2 2	1	2	4	0	0	0	20			
13	Tut,Wanjang	2-5	1-3	0-0	1 2 3	1	5	1	1	0	2	20			
20	Miller,Hayden	2-4	2-3	0-0	1 1 2	0	6	1	0	0	0	8			
22	Barney,Brett	2-4	1-1	0-1	1 2 3	3	5	1	0	0	0	13			
33	Tricker,Evan	1-1	1-1	0-0	0 0 0	0	3	0	0	0	0	2			
Team					4 2 6			1							
Totals		28-61	13-26	2-5	7 20 27	19	71	14	18	2	5	200			
FG % 1st Half: 16-30 53.3% 2nd half: 12-31 38.7% Game: 28-61 45.9% Deadball Rebounds 2															
3FG % 1st Half: 6-12 50.0% 2nd half: 7-14 50.0% Game: 13-26 50.0%															
FT % 1st Half: 2-4 50.0% 2nd half: 0-1 0.0% Game: 2-5 40.0%															

### Arizona State 89 • 6-0

#	Player	Total		3-Ptr		Rebounds			PF	TP	A	TO	Blk	Stl	Min
		FG-FGA	FG-FGA	FT-FTA	Off Def Tot										
00	Dort,Luguentz	* 6-18	0-6	7-10	1 4 5	1	19	4	0	0	3	38			
14	Lawrence,Kimani	* 7-12	4-6	0-0	2 2 4	0	18	5	4	2	2	39			
23	White,Romello	* 3-4	0-0	2-3	1 2 3	3	8	0	2	0	1	15			
35	Cherry,Taeshon	* 8-12	3-6	0-0	0 4 4	1	19	1	1	1	1	31			
45	Cheatham,Zylan	* 5-10	0-0	3-5	5 7 12	4	13	9	4	0	2	34			
05	Feit,Kyle	0-0	0-0	0-0	0 0 0	0	0	0	0	0	0	0+			
10	Shibel,Vitaliy	1-3	1-2	0-0	0 0 0	2	3	0	0	0	0	11			
11	Valtonen,Elias	0-1	0-1	0-0	0 0 0	0	0	0	1	1	0	9			
32	Lake,De'Quon	3-4	0-0	3-4	4 7 11	2	9	0	1	1	0	23			
Team					1 1 2										
Totals		33-64	8-21	15-22	14 27 41	13	89	19	13	5	9	200			
FG % 1st Half: 18-31 58.1% 2nd half: 15-33 45.5% Game: 33-64 51.6% Deadball Rebounds 4															
3FG % 1st Half: 4-9 44.4% 2nd half: 4-12 33.3% Game: 8-21 38.1%															
FT % 1st Half: 10-15 66.7% 2nd half: 5-7 71.4% Game: 15-22 68.2%															

Officials: Michael Greenstein, Kevin Brill, Marques Pettigrew  
Technical fouls: Nebraska Omaha-None. Arizona State-None.  
Attendance: 6951  
ASU #10-Shibel assessed Flagrant 1 at 4:50 in first half.

Score by periods	1st	2nd	Total
Nebraska Omaha	40	31	71
Arizona State	50	39	89

Points	In	Off	2nd	Fast	Bench
Paint	Paint	T/O	Chance	Break	
OMA	28	14	5	12	21
ASU	40	20	17	12	12

Last FG - OMA 2nd-01:12, ASU 2nd-00:18.  
Largest lead - OMA by 8 1st-09:50, ASU by 26 2nd-09:36.  
OMA led for 06:52, ASU led for 29:57. Game was tied for 03:11.

## Official Basketball Box Score -- Game Totals -- Final Statistics Texas Southern vs Arizona State 12/01/18 7:30 p.m. at Tempe, Ariz. (Wells Fargo Arena)

### Texas Southern 71 • 3-5

#	Player	Total		3-Ptr		Rebounds			PF	TP	A	TO	Blk	Stl	Min
		FG-FGA	FG-FGA	FT-FTA	Off Def Tot										
00	Butler, Devocio	r 6-13	3-6	3-4	0 2 2	3	18	3	0	0	3	36			
01	Combs, Jeremy	r 2-5	1-1	0-2	4 3 7	4	5	2	1	0	2	29			
05	Reed, Trayvon	c 3-4	0-0	1-2	1 5 6	5	7	1	0	0	0	17			
03	Patterson, Jalyn	g 4-17	4-14	2-2	2 2 4	3	14	4	4	0	4	37			
04	Bruce, Derrick	g 4-17	2-11	2-2	0 3 3	3	12	2	1	0	0	37			
11	McClelland, Cainan	0-0	0-0	0-0	0 1 1	0	0	0	1	1	1	3			
12	Jones, John	1-3	0-1	0-0	0 0 0	1	2	0	0	0	0	3			
15	Hopkins, Justin	4-8	0-2	5-10	2 4 6	2	13	1	0	0	0	32			
20	Armstrong, Tyrik	0-0	0-0	0-0	0 1 1	0	0	1	0	0	0	4			
44	Dobbins, Michael	0-0	0-0	0-0	0 0 0	1	0	0	0	0	0	2			
Team					3 1 4										
Totals		24-67	10-35	13-22	12 22 34	22	71	14	7	1	10	200			
FG % 1st Half: 10-34 29.4% 2nd half: 14-33 42.4% Game: 24-67 35.8% Deadball Rebounds 4															
3FG % 1st Half: 4-19 21.1% 2nd half: 6-16 37.5% Game: 10-35 28.6%															
FT % 1st Half: 8-12 66.7% 2nd half: 5-10 50.0% Game: 13-22 59.1%															