



SUN DEVIL

SOFTBALL



2024 SCHEDULE & RESULTS

All times local to Arizona (MST)

Feb 8	Wisconsin	Canceled
Feb 9	#20 Northwestern	L 2-0
Feb 9	St. Thomas (MN)	W 9-4
Feb 10	Boise State	L 6-4
Feb 10	Maine	W (5) 9-1
Feb 15	BYU	W 10-6
Feb 16	#21 Virginia Tech	L (5) 9-0
Feb 16	Illinois State	W (5) 8-0
Feb 17	Memphis	W (5) 13-5
Feb 17	Cal State Fullerton	L 4-3
Feb 21	UTEP (DH)	PAC12 NETWORK 1:00 pm
Feb 21	UTEP (DH)	PAC12 NETWORK Game 2
Feb 22	Texas State	5:00 pm
Feb 23	Seton Hall	4:00 pm
Feb 23	Ohio State	6:30 pm
Feb 24	Utah Valley	4:00 pm
Feb 24	Idaho State	6:30 pm
Feb 25	New Mexico State	11:30 am
Mar 1	UC San Diego	4:30 pm
Mar 1	James Madison	7:00 pm
Mar 2	North Florida	4:30 pm
Mar 2	Omaha	7:00 pm
Mar 8	at Washington*	7:00 pm
Mar 9	at Washington*	3:00 pm
Mar 10	at Washington*	12:00 pm
Mar 12	Grand Canyon	6:00 pm
Mar 15	Oregon State*	6:00 pm
Mar 16	Oregon State*	5:00 pm
Mar 17	Oregon State*	12:00 pm
Mar 22	at Oregon*	PAC12 NETWORK 5:00 pm
Mar 23	at Oregon*	PAC12 NETWORK 2:00 pm
Mar 24	at Oregon*	PAC12 NETWORK 12:00 pm
Mar 27	at San Diego (DH)	12:00 pm
Mar 27	at San Diego (DH)	Game 2
Apr 5	at Stanford*	PAC12 NETWORK 7:00 pm
Apr 6	at Stanford*	PAC12 NETWORK 5:00 pm
Apr 7	at Stanford*	PAC12 NETWORK 1:00 pm
Apr 12	Utah*	6:00 pm
Apr 13	Utah*	5:00 pm
Apr 14	Utah*	12:00 pm
Apr 16	at Grand Canyon	6:00 pm
Apr 19	at Arizona*	PAC12 NETWORK 5:00 pm
Apr 20	at Arizona*	PAC12 NETWORK 4:00 pm
Apr 21	at Arizona*	PAC12 NETWORK 2:00 pm
Apr 26	California*	6:00 pm
Apr 27	California*	5:00 pm
Apr 28	California*	12:00 pm
May 3	UCLA*	6:00 pm
May 4	UCLA*	5:00 pm
May 5	UCLA*	12:00 pm


ARIZONA STATE SUN DEVILS (5-4, 0-0 PAC-12) vs UTEP MINERS / AT SUN DEVIL CLASSIC

February 21-25 | Tempe, Arizona | Farrington Stadium

	Arizona State	UTEP	Texas State	Seton Hall
Date	Megan Bartlett	February 21	February 22	February 23
Time	168-138	1:00 pm (DH)	5:00 pm	4:00 pm
Weather		69°	71°	80°
Record	5-4	10-2	8-4	1-3
OPS	.940	.940	.785	.716
ERA	4.33	2.62	2.14	6.51
	Ohio State	Utah Valley	Idaho State	New Mexico State
Date	February 23	February 24	February 24	February 25
Time	6:30 pm	4:00 pm	6:30 pm	11:30 am
Weather	74°	82°	76°	75°
Record	6-1	4-5	10-1	7-2
OPS	1.052	.643	.882	.973
ERA	2.18	5.43	1.63	2.26

PROJECTED STARTERS Based on most starts this season

Pos	#	NAME	OPS	HR	RBI
rf	44	Tanya Windle	.697	0	3
ss	5	Alesia Denby	1.580	4	11
cf	38	Kelsey Hall	1.197	0	2
c	18	Sara Kinch	1.157	2	9
1b	33	Shannon Cunningham	1.125	1	5
dp	17	Jordyn VanHook	.000	0	0
3b	13	Kayla Lissy	.936	0	2
2b	3	Libby Walsh	.722	1	6
lf	21	Yannixa Acuña	1.071	0	3
Pos	#	NAME	ERA	WHIP	K/7
rhp	11	Mac Osborne	2.26	1.15	6.78
rhp	31	Kylee Magee	3.32	1.66	9.39
rhp	8	Marissa Schuld	5.60	1.30	7.70



LEADING OFF

- Sun Devil softball continues its 22-game homestand to begin the season with eight games in five days this week, including six during the Sun Devil Classic.
- Arizona State enters the busy stretch at 5-4 on the season following a 3-2 performance during last weekend's Littlewood Classic.
- ASU currently leads the Pac-12 and ranks 11th in the country with 19 doubles and their 2.11 doubles per game is 16th in the nation.
- The Sun Devils have been aggressive on the bases this season and they currently rank No. 2 in the conference with 22 stolen bases and at 2.22 steals per game.

1972, 1973 AIAW CHAMPIONS • 2008, 2011 NCAA NATIONAL CHAMPIONS
32 NCAA POSTSEASON APPEARANCES • 12 NCAA WCWS APPEARANCES



2024 ARIZONA STATE ROSTER

#	FULL NAME	POS.	B/T	HT.	YR.	HOMETOWN / HIGH SCHOOL / PREVIOUS SCHOOL
00	Maddie Pomykalski	UTL	R/R	5-9	Fr.	Frankfort, Ill. / Lincoln Way East / Texas
2	Jada Lewis	OF	L/R	5-5	Fr.	Vallejo, Calif. / Centennial
3	Libby Walsh	INF	R/R	5-8	Fr.	Plainville, Mass. / King Philip Regional
4	Ayden Allen	INF	R/R	5-10	So.	Prosper, Texas / Prosper / Houston
5	Alesia Denby	INF	R/R	5-5	Gr.	Murrieta, Calif. / Vista Murrieta / Fresno State
8	Marissa Schuld	RHP/UTL	R/R	5-3	Gr.	Scottsdale, Ariz. / Pinnacle / Arizona
10	Kenzie Brown	RHP	L/R	5-11	Jr.	Lake City, Ill. / Arthur-Lovington-Atwood-Hammond / Tulsa
11	Mac Osborne	RHP	R/R	5-9	Sr.	Richlands, Va. / Richlands / Virginia Tech
13	Kayla Lissy	INF	L/R	5-5	Sr.	Valrico, Fla. / Durant / Ball State
14	Deborah Jones	RHP	R/R	6-0	Sr.	Unionville, Ind. / Bloomington North / Ball State
17	Jordyn VanHook	INF	R/R	5-10	Gr.	Woodland Hills, Calif. / El Camino Real Charter
18	Sara Kinch	C	R/R	5-10	Sr.	Temecula, Calif. / Great Oak HS / Minnesota
21	Yannixa Acuña	OF	L/R	5-4	So.	Tucson, Ariz. / Salpointe Catholic
25	Audrey LeClair	UTL	L/R	5-8	Gr.	Phoenix, Ariz. / Phoenix Country Day / Michigan
27	Meika Lauppe	RHP	R/R	5-10	Fr.	Pleasant Grove, Calif. / East Nicolaus
31	Kylee Magee	RHP	R/R	5-9	So.	Anaheim, Calif. / Canyon
32	Samantha Swan	C/UTL	R/R	5-3	Fr.	Georgetown, Texas / Georgetown
33	Shannon Cunningham	UTL	R/R	5-9	So.	Tustin, Calif. / Foothill
38	Kelsey Hall	OF	R/R	5-7	Gr.	Sacramento, Calif. / Bella Vista / Boise State
41	Makenzie Macfarlane	C/INF	R/R	5-7	Gr.	Rocklin, Calif. / Whitney / Utah State
44	Tanya Windle	OF	L/R	5-6	So.	Peoria, Ariz. / Cactus / Utah Tech

COACHING STAFF

Head Coach: Megan Bartlett (Second Season at ASU / Seventh Season Overall)

Assistant Coach: Jimmy Kolaitis

Assistant Coach: Jeremy Manley

Assistant Coach: Hailey Decker

SUPPORT STAFF

Softball Operations: Giorgie Loomis

Athletic Trainer: Tanner Spoden

Strength and Conditioning Coach: Peter Alosi

Graduate Assistant: Mary Iakopo

Graduate Assistant: Yanni Acuña

Student Manager: Nick Sanchez

ROSTER BREAKDOWN

BY HOME STATE

CALIFORNIA (9)

Shannon Cunningham, Alesia Denby, Kelsey Hall, Sara Kinch, Meika Lauppe, Jada Lewis, Makenzie Macfarlane, Kylee Magee, Jordyn VanHook

ARIZONA (4)

Yannixa Acuña, Audrey LeClair, Marissa Schuld, Tanya Windle

ILLINOIS (2)

Kenzie Brown, Maddie Pomykalski

TEXAS (2)

Ayden Allen, Samantha Swan

FLORIDA (1)

Kayla Lissy

INDIANA (1)

Deborah Jones

MASSACHUSETTS (1)

Libby Walsh

VIRGINIA (1)

Mac Osborne

BY CLASS

GRADUATES (6)

Alesia Denby, Kelsey Hall, Audrey LeClair, Makenzie Macfarlane, Marissa Schuld, Jordyn VanHook

SENIORS (4)

Deborah Jones, Sara Kinch, Kayla Lissy, Mac Osborne

JUNIORS (1)

Kenzie Brown

SOPHOMORES (5)

Yannixa Acuña, Ayden Allen, Shannon Cunningham, Kylee Magee, Tanya Windle

FRESHMEN (5)

Meika Lauppe, Jada Lewis, Maddie Pomykalski, Samantha Swan, Libby Walsh

RETURNER/NEWCOMER

RETURNERS (10)

Yannixa Acuña, Kenzie Brown, Shannon Cunningham, Deborah Jones, Sara Kinch, Kayla Lissy, Kylee Magee, Mac Osborne, Marissa Schuld, Jordyn VanHook

TRANSFERS (6)

Ayden Allen, Alesia Denby, Kelsey Hall, Audrey LeClair, Makenzie Macfarlane, Tanya Windle

FRESHMEN (5)

Meika Lauppe, Jada Lewis, Maddie Pomykalski, Samantha Swan, Libby Walsh

PRONUNCIATION GUIDE

2	Alesia (uh-lee-see-uh) Denby
21	Yannixa (Yaya (yaw-yaw)) Acuña (ah-coon-ya)
30	Meika (me-kuh) Lauppe (loop-ee)
31	Kylee (kigh-lee) Magee (muh-gee)
55	Maddie Pomykalski (palm-uh-cow-ski)
AC	Jimmy Kolaitis (coal-eye-tis)
GA	Mary Iakopo (eye-uh-ko-po)
GA	Yannira (Yanni (yawn-ee)) Acuña (ah-coon-ya)

SUN DEVIL MEDIA RELATIONS

Softball Contact	Josh Fisher
Cell	801-703-5025
Email	josh.fisher@asu.edu
Twitter	@joshfisheraz
Website	TheSunDevils.com



SUN DEVIL NOTES

Softball Ready for Eight Games in Five Days at Club Farrington

Stretch begins with doubleheader against UTEP before hosting Sun Devil Classic

The season-opening homestand for Sun Devil softball continues this week, with the team hosting eight games over five days. The action begins on Wednesday with a doubleheader against UTEP that starts at 1 p.m. MST.

ASU will begin Sun Devil Classic play against Texas State on Thursday. They will host Texas State and Seton Hall on Friday and then Ohio State and Utah Valley on Saturday. The week concludes on Sunday against New Mexico State.

The Wednesday doubleheader with UTEP will air on the Pac-12 Network with Chris Harris on the call. The team's six games of the Sun Devil Classic will be available on the ASU Live Stream and through the Pac-12 Now app.

The Sun Devil Classic will feature 21 games over four days at both Farrington Stadium and the GCU Softball Stadium. More details and the full schedule can be found at TheSunDevils.com.

ABOUT THE SUN DEVILS

Arizona State brings a 5-4 record into the week after completing a 3-2 week at the Littlewood Classic. They have three run-rule victories and one shutout through the first two weekends.

ASU is batting .313 and scoring 6.22 runs per game on the season. Behind their Pac-12-leading 22 doubles, the Sun Devils have a .940 OPS. They have added eight home runs and two triples.

Sun Devil pitchers have a 4.33 ERA and 1.60 WHIP entering the week. They are allowing the opposition to hit .286 with a .829 OPS. ASU is third in the Pac-12 with 54 strikeouts and 6.87 per seven innings.

FAST STARTS

ASU bats have been ready to play from the start, as the Sun Devils have scored 24 runs in the first inning of games this season. That accounts for 43 percent of the team's total runs. The team has scored in the first inning in six of the nine games, including a 10-run first against Memphis on February 17.

TAKE TWO

Doubles have been aplenty for the Sun Devils through the season's first two weeks. ASU has knocked 19 doubles this season, the most in the Pac-12 and 11th-most in the NCAA. They have hit a double in eight of the nine games and have four games with multiple doubles.

THIEVERY

The Sun Devils have also used the team's speed to rack up 20 stolen bases. That total ranks second in the Pac-12 and 20th nationally. They have swiped those bases without being caught and trail only Troy (22) and Virginia (21) in stolen bases without being caught this season.

DYNAMIC DENBY

Alesia Denby continued her hot start to the season with another two home runs last week. She begins this week batting .440 with a conference-best 1.580 OPS. Her four home runs are tied for the conference lead, and she is second in doubles and extra-base hits.

Denby has recorded a hit in seven of the nine games, with four multi-hit games. She also has four multi-RBI games for 11 total runs driven in.

HALL BALL

Kelsey Hall jump-started her season last week, going 9-for-14 during the Littlewood Classic. She is now batting .440 on the season and is on a five-game hitting streak at the moment.

Hall has a hit in seven of the nine games, and she tallied multiple hits in a game three times. Her four doubles have her tied for second in the Pac-12.

SAME BUT DIFFERENT

Yannixa Acuña carried her successful opening weekend into week two, and she is third on the team with a .429 batting average. She carries a three-game hitting streak into play and has three stolen bases, three RBIs, and three runs scored.

OSBORNE IN THE CIRCLE

Mac Osborne is off to a 3-0 start and holds a 2.26 ERA and 1.60 WHIP in the circle this season. She is one of six pitchers in the Pac-12 with at least three wins after making five appearances and three starts to lead the team with 21.2 innings pitched.

Osborne ranks fifth in the conference with 21 strikeouts and eighth in getting 6.78 per seven innings. She has at least four strikeouts in an appearance three times, including a career-high 10 against Maine.

AROUND THE DIAMOND

- Sara Kinch hit a pair of home runs during the Littlewood Classic, including a grand slam against BYU, and she has two doubles and nine RBIs on the season.

- Kayla Lissy is batting .263 while adding a team-best six walks to give her a .462 on-base percentage. Four of her five hits are doubles, and she has been on base in all but one game.

- Tanya Windle has an average of .333 on the season after posting five hits during the Littlewood Classic. She has recorded a hit in five of the seven games she has played, scoring six runs and driving in three.

- Kylee Magee earned her first win of the season against Illinois State after holding the Redbirds scoreless over three innings. Magee has tallied 17 strikeouts in 12.2 innings and is second in the Pac-12 at 9.39 strikeouts per seven innings.

SERIES HISTORY



Overall	7-3
Home	4-1
Away	3-2
Neutral Site	0-0
Streak	Won 5
Last 10	7-3
First / Last Meeting	2006 / 2022

TEXAS STATE

Overall	5-2
Home	4-0
Away	0-0
Neutral Site	1-2
Streak	Lost 1
Last 10	5-2
First / Last Meeting	2003 / 2022



Overall	1-0
Home	1-0
Away	0-0
Neutral Site	0-0
Streak	Won 1
Last 10	1-0
First / Last Meeting	2014 / 2014



Overall	10-4
Home	2-2
Away	0-0
Neutral Site	8-2
Streak	Won 1
Last 10	6-4
First / Last Meeting	1990 / 2020

UTAH VALLEY

Overall	1-0
Home	1-0
Away	0-0
Neutral Site	0-0
Streak	Won 1
Last 10	1-0
First / Last Meeting	2007 / 2007

IDAHO STATE

Overall	7-0
Home	6-0
Away	0-0
Neutral Site	1-0
Streak	Won 7
Last 10	7-0
First / Last Meeting	1979 / 2014



Overall	41-8
Home	22-2
Away	5-3
Neutral Site	14-3
Streak	Won 2
Last 10	9-1
First / Last Meeting	1972 / 2022





SEASON SCHEDULE / RESULTS *All times local to Arizona (MST)*

DATE	OPPONENT	W/L	SCORE / TIME	INN	ASU R-H-E	OPP R-H-E	ASU PITCHER(S) OF RECORD	TIME	ATT	OVR REC	P12 REC	PL	GB
Feb 8	Wisconsin						Canceled						
Feb 9	#20 Northwestern	L	2-0	7	0-4-0	2-7-0	L: Magee (0-1)	2:15	938	0-1	--	--	--
Feb 9	St. Thomas (MN)	W	9-4	7	9-10-2	4-8-2	W: Osborne (1-0) / S: Schuld (1)	2:32	863	1-1	--	--	--
Feb 10	Boise State	L	6-4	7	4-7-2	6-9-0	L: Schuld (0-1)	2:30	1021	1-2	--	--	--
Feb 10	Maine	W	9-1	5	9-6-1	1-2-2	W: Osborne (2-0)	1:25	786	2-2	--	--	--
Feb 15	BYU	W	10-6	7	10-9-1	6-8-1	W: Osborne (3-0)	2:19	1040	3-2	--	--	--
Feb 16	#21 Virginia Tech	L	9-0	5	0-2-0	9-11-0	L: Jones (0-1)	1:37	839	3-3	--	--	--
Feb 16	Illinois State	W	8-0	5	8-10-1	0-1-2	W: Magee (1-0)	1:21	755	4-3	--	--	--
Feb 17	Memphis	W	13-5	5	13-12-2	5-10-0	W: Lauppe (1-0)	1:44	880	5-3	--	--	--
Feb 17	Cal State Fullerton	L	4-3	7	3-6-2	4-9-2	L: Schuld (0-2)	2:47	762	5-4	--	--	--
Feb 21	UTEP (DH)		1:00 PM										
Feb 21	UTEP (DH)		Game 2										
Feb 22	Texas State		5:00 PM										
Feb 23	Seton Hall		4:00 PM										
Feb 23	Ohio State		6:30 PM										
Feb 24	Utah Valley		4:00 PM										
Feb 24	Idaho State		6:30 PM										
Mar 25	New Mexico State		11:30 AM										
Mar 1	UC San Diego		4:30 PM										
Mar 1	James Madison		7:00 PM										
Mar 2	North Florida		4:30 PM										
Mar 2	Omaha		7:00 PM										
Mar 8	at Washington*		7:00 PM										
Mar 9	at Washington*		3:00 PM										
Mar 10	at Washington*		12:00 PM										
Mar 12	Grand Canyon		6:00 PM										
Mar 15	Oregon State*		6:00 PM										
Mar 16	Oregon State*		5:00 PM										
Mar 17	Oregon State*		12:00 PM										
Mar 22	at Oregon*		5:00 PM										
Mar 23	at Oregon*		2:00 PM										
Mar 24	at Oregon*		12:00 PM										
Mar 27	at San Diego (DH)		12:00 PM										
Mar 27	at San Diego (DH)		Game 2										
Apr 5	at Stanford*		7:00 PM										
Apr 6	at Stanford*		5:00 PM										
Apr 7	at Stanford*		1:00 PM										
Apr 12	Utah*		6:00 PM										
Apr 13	Utah*		5:00 PM										
Apr 14	Utah*		12:00 PM										
Apr 16	at Grand Canyon		6:00 PM										
Apr 19	at Arizona*		5:00 PM										
Apr 20	at Arizona*		4:00 PM										
Apr 21	at Arizona*		2:00 PM										
Apr 26	California*		6:00 PM										
Apr 27	California*		5:00 PM										
Apr 28	California*		12:00 PM										
May 3	UCLA*		6:00 PM										
May 4	UCLA*		5:00 PM										
May 5	UCLA*		12:00 PM										





ASU WHEN

BY SCHEDULE

February	5-4
March	
April	
May	
Sunday	
Monday	
Tuesday	
Wednesday	
Thursday	1-0
Friday	2-2
Saturday	2-2
Game 1 of Day/DH	1-3
Game 2 of Day/DH	3-1

SERIES RECORDS

Overall	
... At Home	
... On Road	
Series Openers	
... At Home	
... On Road	
Game 2 of Series	
... At Home	
... On Road	
Game 3 of Series	
... At Home	
... On Road	
Rubber Games	
... At Home	
... On Road	
Sweeps/Were Swept	
... At Home	
... On Road	

BY GAME

Day games	1-3
Night games (6 pm)	4-1
Extra innings	
Shutouts	1-2
vs. Ranked Opponent	0-2
... vs. Top-10 Opponent	

BY UNIFORM (Jersey/Pants)

Black/Black	2-2
Maroon/Maroon	2-2
White & Maroon/White	1-0

BY OPPONENT CONFERENCE

ACC	0-1
America East	1-0
American	1-0
Atlantic Sun	
Big 12	1-0
Big East	
Big Sky	
Big Ten	0-1
Big West	0-1
Conference USA	
Missouri Valley	1-0
Mountain West	0-1
Pac-12	
Summit League	1-0
Sun Belt	
West Coast	
Western Athletic	

BY OPPOSING PITCHER

vs. Left starter	3-1
vs. Right starter	2-3
Starter earns decision	5-2
Reliever earns decision	0-2
Starter 4+ IP	0-2
Starter less than 4 IP	5-2

BY ASU PITCHER

Starter earns decision	4-2
Reliever earns decision	1-2
Starter 4+ IP	3-2
Starter less than 4 IP	2-2

BY SCORING / MARGIN

Scores first	2-2
Opp. scores first	3-2
1-Run games	0-1
2-Run games	0-2
5+Run games	4-1
Scoring 0-2 runs	0-2
... 3-5 runs	0-2
... 6-9 runs	3-0
... 10+ runs	2-0
Opponent 0-2 runs	2-1
... 3-5 runs	2-1
... 6-9 runs	1-2
... 10+ runs	0-0

BY STATS

Recording 0-3 hits	0-1
Recording 4-6 hits	1-1
Recording 7-9 hits	1-2
Recording 10+ hits	3-0
Allowing 0-3 hits	2-0
Allowing 4-6 hits	
Allowing 7-9 hits	2-3
Allowing 10+ hits	1-1
Out-hit opponent	5-0
Out-hit by opponent	0-4
Hits are tied	0-0
Hit 0 home runs	0-4
... 1 home run	2-0
... 2+ home runs	3-0
Opponent 0 home runs	4-1
... 1 home run	0-1
... 2+ HRs	1-2
Made 0 errors	0-2
... 1 error	3-0
... 2+ errors	2-2
Opp. made 0 errors	1-3
... 1 error	1-1
... 2+ errors	3-0

LEADING AFTER

Inning	1	2	3	4	5	6
W-L	4-2	5-2	5-1	5-1	2-1	2-1

TRAILING AFTER

Inning	1	2	3	4	5	6
W-L	0-2	0-2	0-2	0-3	0-2	0-2

TIED AFTER

Inning	1	2	3	4	5	6
W-L	1-0	0-0	0-1	0-0	0-0	0-0

HEROICS

COME FROM BEHIND WINS (2)

DATE	OPPONENT	DEFICIT	FINAL
Feb 9	St. Thomas	2-0 (M1)	9-4
Feb 15	BYU	2-0 (M1)	10-6
Feb 17	Memphis	3-0 (M1)	13-5

LAST AT-BAT WINS (0)

DATE	OPPONENT	SCORE	FINAL
------	----------	-------	-------

WALK-OFF WINS (0)

DATE	OPPONENT	SCORE	FINAL
------	----------	-------	-------



OFFENSIVE BREAKDOWN

BY MONTH	AVG	OPS	R	H	2B	3B	HR	BB	SO	SB	LOB
February	.313	.940	56	67	19	2	8	31	52	20	49
March											
April											
May											
BY LOCATION	AVG	OPS	R	H	2B	3B	HR	BB	SO	SB	LOB
Home	.313	.940	56	67	19	2	8	31	52	20	49
Away											
Neutral											
BY OPPONENT	AVG	OPS	R	H	2B	3B	HR	BB	SO	SB	LOB
Arizona											
ASU Invitational											
California											
Grand Canyon											
Kajikawa Classic	.273	.879	22	27	11	2	3	15	27	9	24
Littlewood Classic	.348	.992	34	40	8	0	5	16	25	11	25
Oregon											
Oregon State											
San Diego											
Stanford											
Sun Devil Classic											
UCLA											
Utah											
UTEP											
Washington											

BATTING SIUTATIONAL STASTICS

vs. LEFT HAND PITCHING	H	AB	AVG	WITH RISP	H	AB	AVG	WITH 3RD & LT 2 OUT	RBI	OPS	PCT		
Sun Devils	24	67	.358	Sun Devils	27	78	.346	Sun Devils	12	20	.600		
Opponents	--	--	--	Opponents	22	75	.293	Opponents	9	15	.600		
vs. RIGHT HAND PITCHING	H	AB	AVG	WITH BASES LOADED	H	AB	AVG	ADVANCING RUNNERS	ADV	OPS	PCT		
Sun Devils	43	147	.293	Sun Devils	4	6	.667	Sun Devils	62	127	.488		
Opponents	65	227	.286	Opponents	1	7	.143	Opponents	61	133	.459		
WITH BASES EMPTY	H	AB	AVG	WITH 2 OUTS	H	AB	AVG						
Sun Devils	27	99	.273	Sun Devils	22	75	.293						
Opponents	33	108	.306	Opponents	21	78	.269						
WITH RUNNERS ON BASE	H	AB	AVG	AS LEADOFF	RCH	OPS	PCT	2OUT	ADV	RCH	RCH		
Sun Devils	40	115	.348	Sun Devils	17	50	.340	RBI <th>OUT</th> <th>LOB</th> <th>ERR</th> <th>FC</th>	OUT	LOB	ERR	FC	
Opponents	32	119	.269	Opponents	25	55	.455	Sun Devils	17	18	49	3	7
								Opponents	11	21	58	7	8

SCORING BY INNING

	1	2	3	4	5	6	7	EX	TOT
Sun Devils	24	6	13	9	2	2	0		56
Opponents	12	4	8	5	4	1	3		37

MARGIN OF VICTORY

	1	2	3	4	5	6	7	8+
Sun Devils				1	1			3
Opponents	1	2						1

SUN DEVILS AT THE PLATE

DETAILED HITTING

PLAYER	MULTI-HIT GAMES					GW RBI	MULTI-RBI GAMES					--- HITS ---		2-OUT RBI
	2	3	4	5+	TOT		2	3	4	5+	TOT	INFIELD	BUNT	
Acuña	1	1			2	1	1				1	1		2
Allen	1				1						0	1		
Cunningham					0	1		1			1			2
Denby	4	1			5		3		1		4			5
Hall	2	1			3						0	2		1
Kinch					0		2		1		3			4
LeClair					0						0			
Lewis					0						0			
Lissy	1				1						0		1	1
Macfarlane					0						0			1
Pomykalski					0						0			
Schuld					0						0			
Swan	1				1						0			
VanHook					0						0			
Walsh	1				1	1			1		1	1		1
Windle		1			1		1				1	1		
TOTALS	11	4	0	0	15	3	7	1	3	0	11	6	1	17

PLAYER	PINCH HITTING			HITTING STREAK			SEASON HIGH	
	H	AB	AVG	CAREER	SEASON	ACTIVE	HITS	RBIs
Acuña	0	2	.000	3	3	3	3	2
Allen				2	2		2	
Cunningham	0	3	.000	3	3		3	3
Denby				8	5		2	4
Hall				10	5	5	3	1
Kinch				7	1	1	1	4
LeClair	1	3	.333	11	1		1	1
Lewis				1	1	1	1	
Lissy				13	2	2	2	1
Macfarlane	0	2	.000	5	1		1	1
Pomykalski								
Schuld	0	1	.000	9				1
Swan	0	1	.000	1	1	1	2	1
VanHook				13				
Walsh	0	1	.000	2	2		2	4
Windle				16	3		3	2
TOTALS	1	13	.077					

BATTED AROUND

DATE	OPPONENT	INN	PA	R	H	E	LOB	FINAL
Feb 10	MAINE	3rd	12	7	3	2	2	9-1
Feb 17	MEMPHIS	1st	14	10	8	0	1	13-5

APPROACHING MILESTONES

MILESTONE	# (NEED)
Alesia Denby	
• 200 games played	192 (8)
• 40 doubles	34 (6)
Kelsey Hall	
• 100 Career Runs	97 (3)
• 25 Career HRs	24 (1)
• 100 Career RBIs	95 (5)
Deborah Jones	
• 250 Career Ks	247 (3)
Makenzie Macfarlane	
• 50 Career RBIs	46 (4)
Kylee Magee	
• 100 strikeouts	76 (24)
Marissa Schuld	
• 4th ASU Saves List (10)	9 (1)
• 150 Career Ks	147 (3)
Jordyn VanHook	
• 50 Career Runs	48 (2)
• 25 Career HRs	24 (1)
• t-23rd ASU HRs List (27)	24 (3)
Tanya Windle	
• 100 career hits	83 (17)



HOME RUN BREAKDOWN

SUN DEVIL HOME RUNS

	ASU	Opp
Home	8	9
Road	0	0
Conference	0	0
Non-Conference	8	9
ASU Leading	4	5
ASU Trailing	3	4
Tied	1	0
Go-Ahead	1	0
February	8	9
March		
April		
May		
1st Inning	3	0
2nd Inning	2	3
3rd Inning	1	5
4th Inning	1	0
5th Inning	0	0
6th Inning	1	0
7th Inning	0	1
Extra-Innings	0	0
vs. LHP	4	0
vs. RHP	4	9
With 0 Outs	1	2
With 1 Out	4	2
With 2 Outs	3	5
Back-to-Back	0	0
Pinch-Hit	0	0
Walk-Off	0	0

#	PLAYER	OPPONENT	DATE	INN	ON	OUT	COUNT	SCORE	FINAL
1	Alesia Denby (1)	St. Thomas	Feb 9	1	1	0	1-1	0-2	9-4
2	Alesia Denby (2)	St. Thomas	Feb 9	4	0	2	0-0	5-2	9-4
3	Shannon Cunningham (1)	Maine	Feb 10	2	1	1	3-1	0-0	9-1
4	Sara Kinch (1)	BYU	Feb 15	1	3	2	2-0	0-2	10-6
5	Alesia Denby (3)	BYU	Feb 15	6	1	2	0-0	8-6	10-6
6	Libby Walsh (1)	Illinois State	Feb 16	2	0	1	2-0	2-0	8-0
7	Sara Kinch (2)	Illinois State	Feb 16	3	1	1	1-1	3-0	8-0
8	Alesia Denby (4)	Memphis	Feb 17	1	0	1	2-1	0-3	13-5

% – Leadoff Game ^ – Leadoff Inning # – Walkoff ! – Pinch hit

INDIVIDUAL HR BREAKDOWN

2024	SOLO	2R	3R	GS	TOT
Denby	2	2			4
Kinch		1		1	2
Cunningham		1			1
Walsh	1				1

CAREER	'20	'21	'22	'23	'24	TOT
Denby	2	1	9	10	4	26
Hall			13	11		24
VanHook	3	2		19		24
Kinch		9	7	1	2	19
Lissy		2	3	1		6
Macfarlane	2	2		2		6
LeClair			1	3		4
Windle				4		4
Cunningham				1	1	2
Schuld	2					2
Walsh					1	1





SUN DEVILS IN THE FIELD

PITCHERS	CH	PO	A	E	F%
Magee	4	1	3	0	1.000
Osborne	4	0	4	0	1.000
Schuld	3	0	3	0	1.000
Lauppe	2	0	2	0	1.000
Jones	0	0	0	0	.000

CATCHERS	CH	PO	A	E	F%
Kinch	35	30	4	1	.971
Swan	27	23	3	1	.963

FIRST BASE	CH	PO	A	E	F%
Cunningham	33	32	1	0	1.000
Allen	15	14	1	0	1.000
Macfarlane	13	13	0	0	1.000

SECOND BASE	CH	PO	A	E	F%
LeClair	4	4	0	0	1.000
Walsh	29	10	15	4	.862

THIRD BASE	CH	PO	A	E	F%
LeClair	1	1	0	0	1.000
Lissy	28	5	19	4	.857

SHORTSTOP	CH	PO	A	E	F%
Denby	21	8	13	0	1.000

OUTFIELD	CH	PO	A	E	F%
Hall	7	7	0	0	1.000
Windle	4	4	0	0	1.000
LeClair	3	2	1	0	1.000
Lewis	2	2	0	0	1.000
Acuna	10	9	0	1	.900
Allen	0	0	0	0	.000
Cunningham	0	0	0	0	.000



SUN DEVIL HITTER NOTES



21 YAYA ACUNA

OF • L/R • 5-4 • Sophomore
Tucson, Ariz. / Salpointe Catholic

.429 AVG	1.071 OPS	0 HR	3 RBI
Littlewood	4-9 .989 OPS	0 HR	1 RBI
Last 10	9-21 1.071 OPS	0 HR	3 RBI
Current Streak	3 games (4-6; 1.417 OPS)		

- Currently 11th in the Pac-12 with her .429 batting average while sitting 10th with a .500 on base percentage
- Ended the Littlewood Classic with her second three-game hitting streak of the season
- Reached base four times – two hits & two walks – against Cal State Fullerton
- Her three stolen bases place her 10th in the conference

CAREER STATISTICS

SEASON	AVG	OBP	SLG	OPS	GP	GS	AB	R	H	2B	3B	HR	RBI	BB	HBP	SO	SF	SH	SB
2023	.556	.600	.556	1.156	25	0	9	7	5	0	0	0	0	1	0	2	0	0	4
2024	.429	.500	.571	1.071	9	7	21	3	9	1	1	0	3	3	0	1	0	1	3
Career	.467	.529	.567	1.096	34	7	30	10	14	1	1	0	3	4	0	3	0	1	7



4 AYDEN ALLEN

INF • R/R • 5-10 • Sophomore
Prosper, Texas / Prosper / Houston

.333 AVG	.956 OPS	0 HR	0 RBI
Littlewood	0-2 .000 OPS	0 HR	0 RBI
Last 10	3-10 .864 OPS	0 HR	1 RBI
Current Streak	0-3 (3 games)		

- Doubled for first career hit during a 2-for-2 performance against St. Thomas
- Has three starts in her six appearances this season
- Had two hits as a pinch hitter during the Littlewood Classic
- Went 1-for-3 with another double against Boise State

CAREER STATISTICS

SEASON	AVG	OBP	SLG	OPS	GP	GS	AB	R	H	2B	3B	HR	RBI	BB	HBP	SO	SF	SH	SB
2023 (Houston)	.000	.000	.000	.000	4	0	3	0	0	0	0	0	1	0	0	1	1	1	0
2024	.333	.400	.556	.956	6	3	9	2	3	2	0	0	0	1	0	3	0	0	0
Career	.250	.286	.417	.702	10	3	12	2	3	2	0	0	1	1	0	4	1	1	0



33 SHANNON CUNNINGHAM

C/UTL • R/R • 5-9 • Sophomore
Tustin, Calif. / Foothill

.375 AVG	1.125 OPS	1 HR	5 RBI
Littlewood	3-10 .862 OPS	0 HR	2 RBI
Last 10	6-16 1.125 OPS	1 HR	5 RBI
Current Streak	0-3 (1 game)		

- Started all five games of the Littlewood Classic and finished 3-for-10 with a double and two RBIs
- Had a hit in three straight games from Virginia Tech through Memphis contests
- Went 3-for-3 with a home run and three RBIs against Maine
- The home run was her first since hitting one at Utah on April 8, 2023

CAREER STATISTICS

SEASON	AVG	OBP	SLG	OPS	GP	GS	AB	R	H	2B	3B	HR	RBI	BB	HBP	SO	SF	SH	SB
2023	.234	.333	.383	.716	32	11	47	6	11	4	0	1	8	5	2	15	0	0	1
2024	.375	.500	.625	1.125	9	6	16	5	6	1	0	1	5	4	0	4	0	0	0
Career	.270	.378	.444	.823	41	17	63	11	17	5	0	2	13	9	2	19	0	0	1

SUN DEVIL HITTER NOTES


5 ALESIA DENBY
INF • R/R • 5-5 • Graduate
Murrieta, Calif. / Vista Murrieta / Fresno State

.440 AVG	1.580 OPS	4 HR	11 RBI
Littlewood	.385 1.529 OPS	2 HR	5 RBI
Last 10	12-28 1.485 OPS	4 HR	11 RBI
Current Streak	0-1 (1 game)		

- Tied with two others for the Pac-12 lead with four home runs while leading with her 1.080 slugging percentage
- Also sits second with four doubles, and third with 11 RBIs and 27 total bases
- Has a hit in seven of the nine games and has reached base in every outing
- Ranks 46th among active players in the NCAA with her 192 games played

CAREER STATISTICS

SEASON	AVG	OBP	SLG	OPS	GP	GS	AB	R	H	2B	3B	HR	RBI	BB	HBP	SO	SF	SH	SB
2020 (Fresno St.)	.250	.351	.500	.851	25	25	64	13	16	2	4	2	18	8	2	25	0	0	3
2021 (Fresno St.)	.222	.290	.325	.615	49	49	126	21	28	6	2	1	13	12	2	24	5	1	9
2022 (Fresno St.)	.293	.376	.547	.922	55	55	150	29	44	11	0	9	32	15	6	31	2	1	8
2023 (Fresno St.)	.314	.421	.615	1.036	54	54	169	39	53	11	5	10	31	27	5	30	1	1	13
2024	.440	.500	1.080	1.580	9	9	25	11	11	4	0	4	11	3	1	3	1	0	2
Career	.285	.373	.536	.909	192	192	534	113	152	34	11	26	105	65	16	113	9	3	35


38 KELSEY HALL
OF • R/R • 5-7 • Graduate
Sacramento, Calif. / Bella Vista / Boise State

.440 AVG	1.197 OPS	0 HR	2 RBI
Littlewood	9-14 1.545 OPS	0 HR	1 RBI
Last 10	11-28 1.076 OPS	0 HR	2 RBI
Current Streak	5 games (9-14; 1.545 OPS)		

- Finished 9-for-14 (.643) with three doubles during the Littlewood Classic
- Ranks eighth in the Pac-12 in batting average and seventh in on base percentage
- Enters the week riding a team-best five-game hitting streak that included three multi-hit games
- First hit as a Sun Devil was a triple against St. Thomas and it was her first triple since Feb. 19, 2022

CAREER STATISTICS

SEASON	AVG	OBP	SLG	OPS	GP	GS	AB	R	H	2B	3B	HR	RBI	BB	HBP	SO	SF	SH	SB
2020 (Fresno St.)	.197	.243	.303	.546	24	23	66	13	13	3	2	0	9	3	1	15	0	1	4
2021 (Fresno St.)	.111	.111	.222	.333	3	3	9	1	1	1	0	0	0	0	0	1	0	0	0
2022 (Boise St.)	.392	.497	.783	1.280	46	38	120	37	47	6	1	13	32	19	6	21	0	3	5
2023 (Boise St.)	.385	.504	.854	1.358	43	35	96	39	37	12	0	11	52	21	3	19	1	1	3
2024	.440	.517	.680	1.197	9	9	25	7	11	4	1	0	2	3	1	5	0	0	3
Career	.345	.444	.680	1.124	125	108	316	97	109	26	4	24	95	46	11	61	1	5	15


18 SARAH KINCH
C • R/R • 5-10 • Senior
Temecula, Calif. / Great Oak / Minnesota

.278 AVG	1.157 OPS	2 HR	9 RBI
Littlewood	3-9 1.500 OPS	2 HR	7 RBI
Last 10	5-19 1.101 OPS	2 HR	9 RBI
Current Streak	1 game (1-2; 1.250 OPS)		

- Hit two home runs – including a grand slam – and drove in seven during the Littlewood Classic
- Her nine RBIs are second on the team and rank 10th in the Pac-12
- Has reached base in eight of the nine games this season
- Has already tied or surpassed her season totals for doubles, home runs, and RBIs from 2023

CAREER STATISTICS

SEASON	AVG	OBP	SLG	OPS	GP	GS	AB	R	H	2B	3B	HR	RBI	BB	HBP	SO	SF	SH	SB
2021 (Minnesota)	.252	.350	.504	.855	44	42	119	17	30	3	0	9	17	13	5	34	0	3	1
2022 (Minnesota)	.233	.305	.425	.730	52	51	146	16	34	7	0	7	36	11	5	43	2	5	0
2023	.143	.208	.222	.431	28	23	63	2	9	2	0	1	8	5	1	14	3	0	0
2024	.278	.435	.722	1.157	9	9	18	4	5	2	0	2	9	4	1	7	0	0	0
Career	.225	.311	.431	.741	133	125	346	39	78	14	0	19	70	33	12	98	5	8	1
• at Arizona State	.173	.263	.333	.596	37	32	81	6	14	4	0	3	17	9	2	21	3	0	0

SUN DEVIL HITTER NOTES


**25 AUDREY
LECLAIR**
UTL • L/R • 5-8 • Graduate
 Phoenix, Ariz. / Phoenix Country Day / Michigan

.091 AVG	.258 OPS	0 HR	1 RBI
Littlewood	1-5 .400 OPS	0 HR	1 RBI
Last 10	1-14 .205 OPS	0 HR	1 RBI
Current Streak	0-3 (2 games)		

- Sealed the team's win against Memphis by throwing a runner out at the plate from left field
- Drove in a run with her first hit as a Sun Devil in the win over Illinois State
- Totals include a pair of runs scored and two stolen bases
- Has played first, second, third, and all three outfield positions in the first nine games

CAREER STATISTICS

SEASON	AVG	OBP	SLG	OPS	GP	GS	AB	R	H	2B	3B	HR	RBI	BB	HBP	SO	SF	SH	SB
2020 (Michigan)	.000	.000	.000	.000	11	0	0	2	0	0	0	0	0	0	0	0	0	0	1
2021 (Michigan)	.167	.167	.167	.333	31	0	6	7	1	0	0	0	1	0	0	0	0	0	4
2022 (Michigan)	.306	.344	.403	.747	50	43	124	28	38	5	2	1	14	7	0	5	0	3	10
2023 (Michigan)	.262	.299	.408	.707	48	47	130	17	34	6	2	3	15	7	0	6	0	1	9
2024	.091	.167	.091	.258	8	3	11	2	1	0	0	0	1	1	0	4	0	0	2
Career	.273	.311	.387	.699	148	93	271	56	74	11	4	4	31	15	0	15	0	4	26


**2 JADA
LEWIS**
OF • L/R • 5-5 • Freshman
 Vallejo, Calif. / Centennial

.250 AVG	.650 OPS	0 HR	0 RBI
Littlewood	1-4 .650 OPS	0 HR	0 RBI
Last 10	1-4 .650 OPS	0 HR	0 RBI
Current Streak	1 game (1-2; 1.167 OPS)		

- Made her collegiate debut by starting in left field against Virginia Tech
- Notched first career hit with a single against Memphis
- Has a stolen base and a run scored in each of her last two appearances
- Did competitive gymnastics for five years and started a business at the age of 13

CAREER STATISTICS

SEASON	AVG	OBP	SLG	OPS	GP	GS	AB	R	H	2B	3B	HR	RBI	BB	HBP	SO	SF	SH	SB
2024	.250	.400	.250	.650	3	2	4	2	1	0	0	0	0	1	0	3	0	0	2


**13 KAYLA
LISSY**
INF • L/R • 5-5 • Senior
 Valrico, Fla. / Durant / Ball State

.263 AVG	.936 OPS	0 HR	2 RBI
Littlewood	3-9 1.056 OPS	0 HR	1 RBI
Last 10	6-21 .940 OPS	0 HR	2 RBI
Current Streak	2 games (3-5; 1.714 OPS)		

- Ranks second in the Pac-12 with four doubles while ranking fifth in stolen bases (4) and sixth in walks (6)
- Recorded first multi-hit game as a Sun Devil with a 2-for-4 outing against Cal State Fullerton that included a double and RBI
- Has a hit or a walk in seven of the nine games this season
- Snagged two stolen bases in a game against St. Thomas and Memphis

CAREER STATISTICS

SEASON	AVG	OBP	SLG	OPS	GP	GS	AB	R	H	2B	3B	HR	RBI	BB	HBP	SO	SF	SH	SB
2021 (Ball St.)	.366	.432	.559	.991	51	47	145	43	53	4	9	2	18	14	3	25	0	1	18
2022 (Ball St.)	.330	.362	.509	.872	35	35	106	23	35	6	2	3	17	6	1	25	3	1	8
2023	.181	.244	.217	.461	38	37	83	5	15	0	0	1	1	6	1	28	0	2	3
2024	.263	.462	.474	.935	9	9	19	6	5	4	0	0	2	6	1	6	0	0	4
Career	.306	.371	.459	.829	133	128	353	77	108	14	11	6	38	32	6	84	3	4	33
• at Arizona State	.196	.293	.265	.558	47	46	102	11	20	4	0	1	3	12	2	34	0	2	7

SUN DEVIL HITTER NOTES



41

MAKENZIE MACFARLANE

C/INF • R/R • 5-7 • Graduate
 Rocklin, Calif. / Whitney / Utah State

.167 AVG	.453 OPS	0 HR	1 RBI
Littlewood	0-2 .000 OPS	0 HR	0 RBI
Last 10	1-10 .350 OPS	0 HR	1 RBI
Current Streak	0-3 (3 games)		



Has appeared in six games (two starts) this season



Notched first hit as a Sun Devil with a 1-for-2 outing against St. Thomas



Also delivered first ASU RBI in the win over the Tommies



Has an identical twin sister, Mazie, who plays softball at Maryland after the duo played together at Utah State

CAREER STATISTICS

SEASON	AVG	OBP	SLG	OPS	GP	GS	AB	R	H	2B	3B	HR	RBI	BB	HBP	SO	SF	SH	SB
2020 (Utah St.)	.306	.367	.458	.825	24	24	72	9	22	5	0	2	9	7	0	8	0	0	0
2021 (Utah St.)	.214	.298	.291	.588	40	40	117	5	25	3	0	2	11	13	1	10	0	1	0
2022 (Utah St.)	.236	.314	.274	.587	43	35	106	7	25	2	1	0	10	12	0	18	0	3	0
2023 (Utah St.)	.213	.310	.307	.617	44	44	127	22	27	6	0	2	15	17	1	14	0	1	0
2024	.167	.286	.167	.452	6	2	6	0	1	0	0	0	1	1	0	2	0	0	0
Career	.234	.317	.318	.634	157	145	428	43	100	16	1	6	46	50	2	52	0	5	0



00

MADDIE POMYKALSKI

UTL • R/R • 5-9 • Freshman
 Frankfort, Ill. / Lincoln Way East / Texas

AVG	OPS	HR	RBI
	OPS	HR	RBI
Last 10	OPS	HR	RBI
Current Streak			



Joins the Sun Devils after taking a redshirt season at Texas in 2023



Expected to miss the season with an injury



Was listed at No. 75 in the nation and No. 14 among infielders in Extra Inning Softball's Class of 2022 Player Rankings



Hit .440 with 13 home runs, 22 doubles, seven triples and 52 RBIs in 59 games during 2021 spring/summer

CAREER STATISTICS

SEASON	AVG	OBP	SLG	OPS	GP	GS	AB	R	H	2B	3B	HR	RBI	BB	HBP	SO	SF	SH	SB
2023 (Texas)									Redshirt										
2024	.000	.000	.000	.000															



8

MARISSA SCHULD

RHP/UTL • R/R • 5-3 • Graduate
 Scottsdale, Ariz. / Pinnacle / Arizona

.000 AVG	.000 OPS	0 HR	1 RBI
Littlewood	0-0 .000 OPS	0 HR	0 RBI
Last 10	0-5 .000 OPS	0 HR	1 RBI
Current Streak	0-6 (4 games)		



Drove in a run with a sacrifice fly against Boise State

CAREER STATISTICS

SEASON	AVG	OBP	SLG	OPS	GP	GS	AB	R	H	2B	3B	HR	RBI	BB	HBP	SO	SF	SH	SB
2019 (Arizona)	.000	.000	.000	.000	9	2	4	1	0	0	0	0	0	0	0	1	0	0	0
2020 (Arizona)	.350	.435	.525	.960	17	15	40	6	14	1	0	2	6	3	3	7	0	0	0
2022	.211	.286	.368	.654	33	15	19	1	4	1	1	0	2	1	1	9	0	0	0
2023	.188	.257	.219	.476	33	12	32	6	6	1	0	0	5	2	1	4	0	0	0
2024	.000	.000	.000	.000	2	1	3	0	0	0	0	0	1	0	0	1	1	0	0
Career	.245	.318	.357	.675	94	45	98	14	24	3	1	2	14	6	5	22	1	0	0
• at Arizona State	.185	.250	.259	.509	68	28	54	7	10	2	1	0	8	3	2	14	1	0	0



SUN DEVIL HITTER NOTES



32 SAMANTHA SWAN

C/UTL • R/R • 5-3 • Freshman
Georgetown, Texas / Georgetown

.300 AVG	.733 OPS	0 HR	2 RBI
Littlewood	2-5 .800 OPS	0 HR	1 RBI
Last 10	3-10 .733 OPS	0 HR	2 RBI
Current Streak	1 game (2-3; 1.333 OPS)		



Tallied first career multi-hit game by going 2-for-3 with two runs and an RBI against Memphis



Picked up first career stolen base in the Memphis win



Doubled in first career at bat and picked up first career RBI with sac fly in second plate appearance against St. Thomas



Ranked No. 49 in the country by Extra Inning Softball coming out of high school

CAREER STATISTICS

SEASON	AVG	OBP	SLG	OPS	GP	GS	AB	R	H	2B	3B	HR	RBI	BB	HBP	SO	SF	SH	SB
2024	.300	.333	.400	.733	5	3	10	4	3	1	0	0	2	1	0	0	1	0	1



17 JORDYN VANHOOK

INF • R/R • 5-10 • Graduate
Woodland Hills, Calif. / El Camino Real Charter

.000 AVG	.000 OPS	0 HR	0 RBI
Littlewood	0-8 .000 OPS	0 HR	0 RBI
Last 10	1-11 .182 OPS	0 HR	0 RBI
Current Streak	0-8 (4 games)		



Returned from injury to play in four games during the Littlewood Classic



Led the Pac-12 – and ranked seventh in the NCAA – with 19 home runs during the 2023 season.



Became the first Sun Devil to lead the Pac-12 in home runs since 2006



Homered in consecutive games nine times, including twice homering in four straight contests

CAREER STATISTICS

SEASON	AVG	OBP	SLG	OPS	GP	GS	AB	R	H	2B	3B	HR	RBI	BB	HBP	SO	SF	SH	SB
2020	.462	.529	1.154	1.683	14	1	13	7	6	0	0	3	7	2	1	2	1	0	0
2021	.171	.286	.343	.629	22	9	35	7	6	0	0	2	9	6	0	12	1	0	2
2022	.176	.263	.176	.440	20	1	17	5	3	0	0	0	2	1	1	7	0	0	0
2023	.293	.379	.767	1.146	48	47	133	29	39	6	0	19	35	18	1	41	1	1	0
2024	.000	.000	.000	.000	4	4	8	0	0	0	0	0	0	0	0	3	0	0	0
Career	.262	.351	.641	.992	108	62	206	48	54	6	0	24	53	27	3	65	3	1	2



SUN DEVIL HITTER NOTES


3 LIBBY WALSH
INF • R/R • 5-7 • Freshman
 Plainville, Mass. / King Philip Regional

.222 AVG	.722 OPS	1 HR	6 RBI
Littlewood	4-11 1.053 OPS	1 HR	6 RBI
Last 10	4-18 .722 OPS	1 HR	6 RBI
Current Streak	0-1 (1 game)		

- ☼ Drove in six runs while going 4-for-11 at the plate during the Littlewood Classic
- ☼ Posted first career hit and RBI in the win over BYU
- ☼ Connected on her first career home run in first multi-hit game against Illinois State
- ☼ Drove in four runs and stole a base against Memphis

CAREER STATISTICS

SEASON	AVG	OBP	SLG	OPS	GP	GS	AB	R	H	2B	3B	HR	RBI	BB	HBP	SO	SF	SH	SB
2024	.222	.333	.389	.722	9	7	18	4	4	0	0	1	6	2	1	7	0	1	2


44 TANYA WINDLE
OF • L/R • 5-6 • Sophomore
 Peoria, Ariz. / Cactus / Utah Tech

.333 AVG	.697 OPS	0 HR	3 RBI
Littlewood	5-14 .757 OPS	0 HR	3 RBI
Last 10	7-25 .588 OPS	0 HR	3 RBI
Current Streak	0-4 (1 game)		

- ☼ Delivered five hits and three RBIs while starting all five games of the Littlewood Classic
- ☼ Finished 3-for-4 with an RBI and two runs scored in the win over BYU
- ☼ Has twice scored multiple runs in a game
- ☼ 2023 WAC Freshman of the Year has recorded a hit in 52 of her 60 career games played

CAREER STATISTICS

SEASON	AVG	OBP	SLG	OPS	GP	GS	AB	R	H	2B	3B	HR	RBI	BB	HBP	SO	SF	SH	SB
2023 (Utah Tech)	.432	.505	.636	1.141	53	53	176	53	76	10	7	4	33	22	6	12	2	1	16
2024	.333	.364	.333	.697	7	7	21	6	7	0	0	0	3	1	0	3	0	0	1
Career	.421	.491	.604	1.095	60	60	197	59	83	10	7	4	36	23	6	15	2	1	17



SUN DEVILS IN THE CIRCLE

	W-L	ERA	IP	H	R	ER	BB	SO	BAA	WHIP
Starters	4-2	5.58	37.2	52	32	30	19	40	.315	1.88
Relievers	1-2	1.62	17.1	13	5	4	4	14	.210	0.98
BY MONTH	W-L	ERA	IP	H	R	ER	BB	SO	BAA	WHIP
February	5-4	4.33	55.0	65	37	34	23	54	.286	1.60
March										
April										
May										
BY LOCATION	W-L	ERA	IP	H	R	ER	BB	SO	BAA	WHIP
Home	5-4	4.33	55.0	65	37	34	23	54	.286	1.60
Away										
Neutral										
BY OPPONENT	W-L	ERA	IP	H	R	ER	BB	SO	BAA	WHIP
Arizona										
ASU Invitational										
California										
Grand Canyon										
Kajikawa Classic	2-2	2.96	26.0	26	13	11	13	35	.257	1.50
Littlewood Classic	3-2	5.55	29.0	39	24	23	10	19	.310	1.69
Oregon										
Oregon State										
San Diego										
Stanford										
Sun Devil Classic										
UCLA										
Utah										
UTEP										
Washington										

SCORELESS INNINGS

SCORELESS INNINGS PITCHED	Total
Mac Osborne	15
Kylee Magee	8
Marissa Schuld	4
Meika Lauppe	3
Kenzie Brown	
Deborah Jones	
TOTAL	30

SCORELESS INNINGS STREAK

	Active	Season	Career
Kenzie Brown			13.0
Deborah Jones			12.0
Meika Lauppe	1.0	2.1	2.1
Kylee Magee	3.0	5.2	6.2
Mac Osborne	0.2	7.2	12.0
Marissa Schuld		3.1	16.2

PERFECT INNINGS PITCHED

	Total
Mac Osborne	5
Kylee Magee	1
Marissa Schuld	1
Kenzie Brown	
Deborah Jones	
Meika Lauppe	
TOTAL	7

STRIKEOUTS & WALKS

PITCHER	K	K%	KL	KL%	K/7	SEASON HIGH	CAREER HIGH	BB	BB%	K/BB
Brown		0.00%		0.00%	0.00		9		0.00%	0.00
Jones	1	4.76%	0	0.00%	2.10	1	12	2	9.52%	0.50
Lauppe	4	10.00%	0	0.00%	3.82	3	3	5	12.50%	0.80
Magee	17	27.42%	3	17.65%	9.39	11	11	8	12.90%	2.13
Osborne	21	23.08%	2	9.52%	6.78	10	10	7	7.69%	3.00
Schuld	11	23.91%	0	0.00%	7.70	5	10	1	2.17%	11.00
TEAM TOTALS	54	20.77%	5	9.26%	6.87			23	8.85%	2.35

K% = K/BF KL% = KL/K BB% = BB/BF

SUN DEVILS IN THE CIRCLE

INDIVIDUAL BREAKDOWN

STARTING PITCHERS *Stats are for starts only.*

PITCHER	GS	IP	IP/ GS	TP/ GS	W-L	ERA	BAA	WHIP	BB/7	K/7	AFTER LOSS
Brown											
Jones	1	3.1	3.33	85.00	0-1	18.90	.500	3.30	4.20	2.10	0-0
Lauppe	1	5.0	5.00	87.00	1-0	5.60	.400	2.40	2.80	4.20	0-0
Magee	3	12.2	4.22	91.67	1-1	3.32	.255	1.66	4.42	9.39	1-0
Osborne	3	14.2	4.89	80.67	2-0	2.86	.246	1.50	3.34	9.07	2-0
Schuld	1	2.0	2.00	49.00	0-0	17.50	.500	2.50	0.00	0.00	0-0
TEAM TOTALS	9	37.2	4.19	82.00	4-2	5.58	.315	1.88	3.53	7.43	3-0

INNINGS	TEAM	Brown	Jones	Lauppe	Magee	Osborne	Schuld
0.0-3.2	1 (0-1)		1 (0-1)		2 (1-1)		1 (0-1)
4.0-4.2	1 (1-0)					1 (1-0)	
5.0-5.2	1 (1-0)			1 (1-0)		2 (1-0)	
6.0-6.2	(0-0)						
7.0+	1 (0-1)				1 (0-1)		
Total Starts	4 (2-2)		1 (0-1)	1 (1-0)	3 (1-2)	3 (2-0)	1 (0-1)
Run Support	49		0	13	9	21	6
RS/7	9.11		0.00	18.20	4.97	10.02	21.00
Team Record when Starting			0-1	1-0	1-2	2-1	1-0

FROM THE BULLPEN *Stats are for relief appearances only.*

PITCHER	APP	IP	W-L	SV	ERA	BAA	WHIP	BB/7	K/7	1ST BATTER FACED				INHERITED RUNNERS		
										AB	H	AVG	K	RI	LOB	PCT
Brown												.000				.000
Jones												.000				.000
Lauppe	2	2.1	0-0	0	0.00	.333	2.57	9.00	3.00	0	0	.000	0	3		.000
Magee												.000				.000
Osborne	2	7.0	1-0	0	1.00	.130	0.43	0.00	2.00	2	0	.000	0			.000
Schuld	3	8.0	0-2	1	2.63	.233	1.00	0.88	9.63	3	0	.000	2	6	6	1.000
TOTALS	7	17.1	1-2	1	1.62	.210	0.98	1.62	5.65	5	0	.000	2	9	6	.667

SUN DEVIL PITCHER NOTES



10 KENZIE BROWN

RHP • L/R • 5-11 • Junior

Lake City, Ill. / Arthur-Lovington-Atwood-Hammond / Tulsa


ERA	WHIP	W-L
OPP AVG	K/7	BB/7
5+ Strikeouts	SEASON	9 CAREER
4+ IP & 2 ER of less	SEASON	9 CAREER

- Had surgery on February 6 and is expected to miss the 2024 season
- During her first season in Tempe in 2023, led the Sun Devils in appearances with 31 (five starts)
- Finished the season with a 10-2 record and a 4.35 ERA with 76 strikeouts in 74 innings
- Logged a career-high nine strikeouts and also had her first career shutout and complete game against Memphis in her Sun Devil debut

CAREER STATISTICS

SEASON	ERA	WHIP	BAVG	K/7	W	L	APP	GS	CG	SHO	SV	IP	H	R	ER	BB	SO	2B	3B	HR
2022 (Tulsa)	6.78	2.16	.285	5.98	3	7	22	9	0	0	0	52.2	63	66	51	51	45	16	2	9
2023	4.35	1.59	.245	7.19	10	2	31	4	1	1	0	74.0	71	57	46	47	76	4	1	9
2024	0.00	0.00	.000	0.00																
Career	5.36	1.83	.262	6.69	13	9	53	13	1	1	0	126.2	134	123	97	98	121	20	3	18
• at Arizona State	4.35	1.59	.245	7.19	10	2	31	4	1	1	0	74.0	71	57	46	47	76	4	1	9

date	opponent	gs	dec	ip	h	r	er	bb	k	np
------	----------	----	-----	----	---	---	----	----	---	----



14 DEBORAH JONES

RHP • R/R • 6-0 • Senior

Unionville, Ind. / Bloomington North / Ball State

18.90 ERA	3.30 WHIP	0-1 W-L
.500 OPP AVG	2.10 K/7	4.20 BB/7
5+ Strikeouts	SEASON	19 CAREER
4+ IP & 2 ER of less	SEASON	29 CAREER

- Made her first appearance of the season with the start against No. 21 Virginia Tech on February 16.
- Made 15 appearances in relief for the Sun Devils in 2023, going 2-1 with a 3.13 ERA and 17 strikeouts
- Held the opponent scoreless in eight of her 15 appearances
- Recorded her first win as a Sun Devil against Illinois State, pitching three scoreless innings in relief, allowing only one walk and striking out five


CAREER STATISTICS

SEASON	ERA	WHIP	BAVG	K/7	W	L	APP	GS	CG	SHO	SV	IP	H	R	ER	BB	SO	2B	3B	HR
2020 (Ball State)	1.63	1.19	.221	5.61	7	2	14	11	4	2	0	68.2	55	23	16	27	55	6	1	3
2021 (Ball State)	3.64	1.56	.261	4.95	12	7	30	16	6	2	3	111.2	114	72	58	60	79	22	0	8
2022 (Ball State)	2.52	1.37	.225	6.29	6	8	25	17	8	3	1	105.2	91	57	38	54	95	14	0	6
2023	3.13	1.57	.281	5.33	2	1	15	0	0	0	0	22.1	25	12	10	10	17	4	0	0
2024	18.90	3.30	.500	2.10	0	1	1	1	0	0	0	3.1	9	9	9	2	1	4	0	2
Career	2.94	1.43	.246	5.55	27	19	85	45	18	7	4	311.2	294	173	131	153	247	50	1	19
• at Arizona State	5.18	1.79	.318	4.91	2	2	16	1	0	0	0	25.2	34	21	19	12	18	8	0	2

date	opponent	gs	dec	ip	h	r	er	bb	k	np
F16	Virginia Tech	*	L	3.1	9	9	9	2	1	85



SUN DEVIL PITCHER NOTES

**27 MEIKA LAUPPE****RHP • R/R • 5-10 • Freshman**
Pleasant Grove, Calif. / East Nicolaus**3.82 ERA 2.45 WHIP 1-0 W-L****.382 OPP AVG 3.82 K/7 4.77 BB/7****5+ Strikeouts SEASON CAREER****4+ IP & 2 ER of less SEASON CAREER**

Earned first career win – in first career start – by recording three strikeouts against Memphis on February 17

Held No. 21 Virginia Tech scoreless in 1.2 innings of relief on February 16

Went 0.2 innings with a strikeout in her collegiate debut against St. Thomas

Went 43-3 with a 0.55 ERA and 574 strikeouts during high school career, including 179 strikeouts and 22-2 record with 0.30 ERA as a senior

CAREER STATISTICS

SEASON	ERA	WHIP	BAVG	K/7	W	L	APP	GS	CG	SHO	SV	IP	H	R	ER	BB	SO	2B	3B	HR
2024	3.82	2.45	.382	3.82	1	0	3	1	1	0	0	7.1	13	5	4	5	4	4	0	0

date	opponent	gs	dec	ip	h	r	er	bb	k	np
F9	St. Thomas (MN)			0.2	1	0	0	2	1	21
F16	Virginia Tech			1.2	2	0	0	1	0	17
F17	Memphis	*	W	5.0	10	5	4	2	3	87

**31 KYLEE MAGEE****RHP • R/R • 5-9 • Sophomore**
Anaheim, Calif. / Canyon**3.32 ERA 1.66 WHIP 1-1 W-L****.255 OPP AVG 9.39 K/7 4.42 BB/7****5+ Strikeouts 1 SEASON 5 CAREER****4+ IP & 2 ER of less 1 SEASON 7 CAREER**

Picked up first win of the season by holding Illinois State to one hit over three scoreless innings

Allowed just two runs with a career-high 11 strikeouts in a complete game outing against No. 20 Northwestern

It was the first time a Sun Devil pitcher had 10-plus strikeouts in a game since March 15, 2022

Games was her seventh with two earned runs or fewer and four-plus innings pitched and her fifth with five-plus strikeouts

CAREER STATISTICS

SEASON	ERA	WHIP	BAVG	K/7	W	L	APP	GS	CG	SHO	SV	IP	H	R	ER	BB	SO	2B	3B	HR
2023	3.64	1.79	.278	5.51	4	6	21	20	3	2	0	75.0	82	54	39	52	59	12	1	4
2024	3.32	1.66	.255	9.39	1	1	3	3	1	0	0	12.2	13	6	6	8	17	1	0	4
Career	3.59	1.77	.275	6.07	5	7	24	23	4	2	0	87.2	95	60	45	60	76	13	1	8

date	opponent	gs	dec	ip	h	r	er	bb	k	np
F9	Northwestern	*	L	7.0	7	2	2	5	11	151
F10	Boise State	*		2.2	5	4	4	1	2	65
F16	Illinois State	*	W	3.0	1	0	0	2	4	59



SUN DEVIL PITCHER NOTES



11 MAC OSBORNE

RHP • R/R • 5-9 • Senior
Richlands, Va. / Richlands / Virginia Tech

2.26 ERA **1.15 WHIP** **3-0 W-L**

.214 OPP AVG **6.78 K/7** **2.26 BB/7**

5+ Strikeouts **2 SEASON** **8 CAREER**

4 IP & 2 ER of less **3 SEASON** **16 CAREER**

✦ Tied for second in the Pac-12 with three wins and is fifth with 21 strikeouts and 8th by averaging 6.78 strikeouts per seven innings

✦ Won her third straight decision by holding BYU to one run on three hits in five relief innings

✦ Limited Cal State Fullerton to a pair of runs on seven hits while striking out five over 5.2 innings

✦ Set a career high with 10 strikeouts while allowing only two hits in a complete game victory over Maine

CAREER STATISTICS

SEASON	ERA	WHIP	BAVG	K/7	W	L	APP	GS	CG	SHO	SV	IP	H	R	ER	BB	SO	2B	3B	HR
2021 (Va. Tech)	2.76	1.16	.247	3.37	2	1	15	5	1	0	0	45.2	43	21	18	10	22	6	1	7
2022 (Va. Tech)	4.88	1.60	.259	4.40	2	0	6	1	0	0	0	14.1	14	10	10	9	9	3	0	2
2023	3.82	1.59	.270	5.06	4	11	23	19	4	3	0	84.1	93	60	46	41	61	10	1	6
2024	2.26	1.15	.214	6.78	3	0	5	3	1	0	0	21.2	18	8	7	7	21	3	0	0
Career	3.42	1.42	.256	4.77	11	12	49	28	6	3	0	166.0	168	99	81	67	113	22	2	15
• at Arizona State	3.50	1.50	.259	5.42	7	11	28	22	5	3	0	106.0	111	68	53	48	82	13	1	6

date	opponent	gs	dec	ip	h	r	er	bb	k	np
F9	St. Thomas (MN)	*	W	4.0	6	4	4	4	4	84
F10	Maine	*	W	5.0	2	1	0	1	10	67
F15	BYU		W	5.0	3	1	1	0	1	68
F16	Illinois State			2.0	0	0	0	0	1	22
F17	Cal State Fullerton	*		5.2	7	2	2	2	5	91



8 MARISSA SCHULD

RHP/UTL • R/R • 5-3 • Graduate
Scottsdale, Ariz. / Pinnacle / Arizona

5.60 ERA **1.30 WHIP** **0-2 W-L**

.300 OPP AVG **7.70 K/7** **0.70 BB/7**

5+ Strikeouts **1 SEASON** **10 CAREER**

4 IP & 2 ER of less **1 SEASON** **14 CAREER**

✦ Ranks fifth in the Pac-12 by recording 7.70 strikeouts per seven innings

✦ Earned her first save of the season – and ninth of her career – in the win over St. Thomas

✦ Held the Tommies to just one hit with two strikeouts in the final 2.1 innings, including stranding three inherited runners

✦ Is tied for 1th among active NCAA pitchers with her nine career saves and the total is fifth in Sun Devil history

CAREER STATISTICS

SEASON	ERA	WHIP	BAVG	K/7	W	L	APP	GS	CG	SHO	SV	IP	H	R	ER	BB	SO	2B	3B	HR
2019 (Arizona)	0.48	0.95	.232	3.82	2	0	5	2	0	0	0	14.2	13	4	1	1	8	0	0	0
2020 (Arizona)	0.00	0.67	.182	4.67	0	0	3	0	0	0	0	3.0	2	0	0	0	2	1	0	0
2022	2.09	0.90	.215	7.48	10	2	27	10	4	1	3	87.0	70	31	26	8	93	10	1	12
2023	3.93	1.30	.267	5.01	2	6	25	5	1	0	5	51.2	55	32	29	12	37	11	2	8
2024	5.60	1.30	.300	7.70	0	2	4	1	0	0	1	10.0	12	9	8	1	11	0	1	3
Career	2.69	1.05	.238	6.35	14	10	64	18	5	1	9	166.1	152	76	64	22	151	22	4	23
• at Arizona State	2.97	1.06	.240	6.64	12	10	56	16	5	1	9	148.2	137	72	63	21	141	21	4	23

date	opponent	gs	dec	ip	h	r	er	bb	k	np
F9	St. Thomas (MN)		S	2.1	1	0	0	0	2	33
F10	Boise State		L	4.1	4	2	1	0	5	66
F15	BYU	*		2.0	5	5	5	0	0	49
F17	Cal State Fullerton		L	1.1	2	2	2	1	4	30



TOP GAME CHANGING PLAYS OF SEASON

Win probability calculations courtesy D1Softball.com and 6-4-3 Charts

Date	Opponent	Score	Inning	Bases	Outs	Play	Before	After	Change	Final
Feb 16	BYU	0-2	B1	Loaded	2	Kinch grand slam	33.78	79.54	45.76	10-6
Feb 10	Maine	0-0	B2	1st	1	Cunningham 2-run home run	63.26	84.79	21.53	9-1
Feb 16	Illinois State	0-0	B1	1st	0	Denby single, advanced to third on error, Windle scores	73.75	92.45	18.70	8-0
Feb 9	St. Thomas	0-2	B1	2nd	0	Denby solo home run	50.66	68.86	18.20	9-4
Feb 16	BYU	8-5	T6	Loaded	0	Osborne induces 6-4-3 double play	73.12	89.25	16.13	10-6
Feb 17	Memphis	2-3	B1	Loaded	1	Swan RBI single	63.31	79.04	15.73	13-5
Feb 9	St. Thomas	0-0	T1	2nd	0	Swan throws out base stealer	42.60	57.99	15.39	9-4

LOWEST WIN PROBABILITY IN VICTORIES

Date	Opponent	Score	Inning	Bases	Outs	Win Prob
Feb 9	St. Thomas	0-2	T1	2nd	2	31.63
Feb 10	Maine	0-0	T1	1st	0	53.60
Feb 16	BYU	0-2	T1	1st	1	25.33
Feb 16	Illinois State	0-0	T1	1st & 2nd	2	61.67
Feb 17	Memphis	0-3	B1	Empty	1	24.44



HIGHS & LOWS

TEAM BATTING

Most Runs - Sun Devils	13	vs. Memphis (Feb 17)
Most Runs - Opp	11	vs. Virginia Tech (Feb 16)
Most Runs - Both Teams	18	vs. Memphis (Feb 17)
Most Runs - Inning - Sun Devils	10	vs. Memphis (Feb 17)
Most Runs - Inning - Opp	4	vs. Virginia Tech (Feb 16)
Most Hits - Sun Devils	12	vs. Memphis (Feb 17)
Most Hits - Opp	11	vs. Virginia Tech (Feb 16)
Most Hits - Both Teams	22	vs. Memphis (Feb 17)
Fewest Hits - Sun Devils	2	vs. Virginia Tech (Feb 16)
Most Extra-Base Hits - Sun Devils	7	vs. St. Thomas (Feb 9)
Most Extra-Base Hits - Opp	6	vs. Virginia Tech (Feb 16)
Most Singles - Sun Devils	7	(2x) vs. Memphis (Feb 17)
Most Doubles - Sun Devils	5	vs. Boise State (Feb 10)
Most Triples - Sun Devils	2	vs. St. Thomas (Feb 9)
Most Home Runs - Sun Devils	2	(2x) vs. Illinois State (Feb 16)
Most Home Runs - Opp	4	vs. Boise State (Feb 10)
Most Stolen Bases - Sun Devils	6	vs. Memphis (Feb 17)
Most Stolen Bases - Opp	2	vs. Memphis (Feb 17)
Most Left on Base - Sun Devils	13	vs. Cal State Fullerton (Feb 17)
Most Left on Base - Opp	10	(2x) vs. Cal State Fullerton (Feb 17)

TEAM PITCHING & DEFENSE

Most Strikeouts - Sun Devils	11	vs. Northwestern (Feb 9)
Most Strikeouts - Opp	11	vs. Northwestern (Feb 9)
Fewest Strikeouts - Sun Devils	1	(2x) vs. Virginia Tech (Feb 16)
Fewest Strikeouts - Opp	1	vs. Illinois State (Feb 16)
Most Walks - Sun Devils	6	vs. St. Thomas (Feb 9)
Most Walks - Opp	6	(2x) vs. Maine (Feb 10)
Fewest Walks - Sun Devils	1	(2x) vs. Maine (Feb 10)
Fewest Walks - Opp	1	(3x) vs. Cal State Fullerton (Feb 17)
Fewest Hits Allowed - Sun Devils	1	vs. Illinois State (Feb 16)
Most Errors - Sun Devils	2	(4x) vs. Cal State Fullerton (Feb 17)
Most Errors - Opp	2	(3x) vs. Illinois State (Feb 16)
Most Double Plays - Sun Devils	2	vs. St. Thomas (Feb 9)
Most Double Plays - Opp	1	vs. Illinois State (Feb 16)

TEAM MISCELLANEOUS

Longest Winning Streak	2	(2x) Feb 16 – Feb 17
Longest Losing Streak	1*	(4x) Feb 17
Longest Game - Innings	7	(3x) vs. Boise State (Feb 10)
Longest Game - Time (Overall)	2:47	vs. Cal State Fullerton (Feb 17)
Longest Game - Time (7-inn game)	2:47	vs. Cal State Fullerton (Feb 17)
Shortest Game - Time (Overall)	1:21	vs. Illinois State (Feb 16)
Shortest Game - Time (7-inn game)	2:15	vs. Northwestern (Feb 9)
Largest Crowd (Home)	1040	vs. BYU (Feb 15)
Largest Crowd (Road)		
Consecutive Games - Home Run	2	(2x) Feb 16 – Feb 17
Consecutive Games - XBH	9*	Feb 9 – Feb 17
Consecutive Games - Stolen Base	3*	(2x) Feb 16 – Feb 17
Consecutive Errorless Games	1	(2x) Feb 16

INDIVIDUAL BATTING

Most Runs	3 (2x)	Lissy,Kayla vs Memphis (Feb 17)
Most Hits	3 (3x)	Hall,Kelsey vs Memphis (Feb 17)
Most RBIs	4 (3x)	Walsh,Libby vs Memphis (Feb 17)
Most Doubles	2	Hall,Kelsey vs Memphis (Feb 17)
Most Triples	1 (2x)	Acuña,Yannixa vs St. Thomas (Feb 9)
Most Home Runs	2	Denby,Alesia vs St. Thomas (Feb 9)
Most Total Bases	8	Denby,Alesia vs St. Thomas (Feb 9)
Most Walks	2 (4x)	Acuña,Yannixa vs Cal State Fullerton (Feb 17)
Most Stolen Bases	2 (3x)	Lissy,Kayla vs Memphis (Feb 17)

INDIVIDUAL FIELDING

Most Putouts	13	Cunningham,Shannon vs BYU (Feb 15)
Most Assists	5 (2x)	Lissy,Kayla vs BYU (Feb 15)
Most Errors	2 (2x)	Lissy,Kayla vs Cal State Fullerton (Feb 17)

INDIVIDUAL PITCHING

Most Strikeouts	11	Magee,Kylee vs Northwestern (Feb 9)
Most IP	7.0	Magee,Kylee vs Northwestern (Feb 9)
Fewest Hits - CG	2	Osborne,Mac vs Maine (Feb 10)
Most Hits Allowed	10	Lauppe,Meika vs Memphis (Feb 17)
Most Runs Allowed	9	Jones,Deborah vs Virginia Tech (Feb 16)
Most ER Allowed	9	Jones,Deborah vs Virginia Tech (Feb 16)
Most Walks	5	Magee,Kylee vs Northwestern (Feb 9)

THE LAST TIME

BATTING

AN ASU TEAM

Had 10+ hits	12 vs. Memphis (2/17/24)
Had 15+ hits	15 vs. San Diego State (5/21/22)
Scored 5+ runs	13 vs. Memphis (2/17/24)
Scored 10+ runs	13 vs. Memphis (2/17/24)
Scored 15+ runs	15 vs. Michigan State (3/4/23)
Scored 20+ runs	21 vs. Grand Canyon (4/6/21)
Hit 4+ doubles	4 vs. Memphis (2/17/24)
Hit a triple	2 vs. St. Thomas (2/9/24)
Hit 2+ triples	2 vs. St. Thomas (2/9/24)
Hit 2+ home runs	2 vs. Illinois State (2/16/24)
Hit 3+ home runs	3 at Oregon State (5/5/23)
Hit 4+ home runs	4 vs. Boise State (3/4/23)
Hit 5+ home runs	6 vs. UTEP (3/6/21)
Hit 6+ home runs	6 vs. UTEP (3/6/21)
Stole 4+ bases	6 vs. Memphis (2/17/24)
10+ Runners LOB	13 vs. Cal State Fullerton (2/17/24)

A SUN DEVIL PLAYER

Had 3+ hits	Kelsey Hall [3] vs. Memphis (2/17/24)
Had 4+ hits	Jazmine Hill [4] vs. Northwestern (5/28/22)
Scored 3+ runs	Kayla Lissy [3] vs. Memphis (2/17/24)
Scored 4+ runs	Jazmine Hill [4] vs. Illinois State (2/19/22)
Had 3+ RBIs	Libby Walsh [4] vs. Memphis (2/17/24)
Had 4+ RBIs	Libby Walsh [4] vs. Memphis (2/17/24)
Had 5+ RBIs	Jazmine Hill [7] vs. Michigan State (3/4/23)
Had 6+ RBIs	Jazmine Hill [7] vs. Michigan State (3/4/23)
Had 7+ RBIs	Jazmine Hill [7] vs. Michigan State (3/4/23)
Hit 2+ doubles	Kelsey Hall [2] vs. Memphis (2/17/24)
Hit a triple	Yannixa Acuña vs. St. Thomas (2/9/24)
Hit 2+ triples	Makenna Harper [2] vs. CSUN (2/9/23)
Hit 2+ home runs	Alesia Denby [2] vs. St. Thomas (2/9/24)
Hit walk-off home run	Emily Cazares vs. UCLA (5/8/22)
Hit a grand slam	Sara Kinch vs. BYU (2/15/24)
Led off 1st inn. with HR	Yanni Acuña at California (3/24/23)
Stole 3+ bases	Yanni Acuña [5] at Utah (4/8/23)
Stole 4+ bases	Yanni Acuña [5] at Utah (4/8/23)
Stole 5+ bases	Yanni Acuña [5] at Utah (4/8/23)
Drew 3+ walks	Cydney Sanders [3] vs. Northwestern (5/29/22)
Drew 4+ walks	Cheyenne Coyle [4] vs. Arizona (3/30/14)

AN OPPOSING TEAM

Had 10+ hits	10 vs. Memphis (2/17/24)
Had 15+ hits	16 vs. UCLA (5/7/22)
Scored 5+ runs	5 vs. Memphis (2/17/24)
Scored 10+ runs	13 at Arizona (5/10/23)
Scored 15+ runs	15 vs. Arizona (4/17/21)
Hit 4+ doubles	4 vs. Memphis (2/17/24)
Hit a triple	vs. Cal State Fullerton (2/17/24)
Hit 2+ triples	2 vs. Washington (3/31/23)
Hit 2+ home runs	2 vs. Virginia Tech (2/16/24)
Stole 4+ bases	4 vs. Washington (4/2/23)
10+ Runners LOB	10 vs. Cal State Fullerton (2/17/24)

AN OPPOSING PLAYER

Had 3+ hits	Megan Delgadillo [3] vs. Cal State Fullerton (2/17/24)
Had 4+ hits	Megan Grant [4] at UCLA (4/21/23)
Scored 3+ runs	Addy Greene [3] vs. Virginia Tech (2/16/24)
Had 3+ RBIs	Addy Greene [3] vs. Virginia Tech (2/16/24)
Hit 2+ doubles	Madison Berner [2] vs. Memphis (2/17/24)
Hit a triple	Peyton Toto vs. Cal State Fullerton (2/17/24)
Hit 2+ home runs	Sydney Groves [2] vs. Boise State (2/10/24)

PITCHING

AN ASU TEAM

Threw a no-hitter	vs. Arizona [5 inn.] (3/27/22)
Threw a perfect game	vs. Arizona [5 inn.] (3/27/22)
Threw a shutout	vs. Illinois State [5 inn.] (2/16/24)
Recorded 10+ strikeouts	10 vs. Maine (2/10/24)
Recorded 15+ strikeouts	15 vs. Cal State Fullerton (2/23/20)

A SUN DEVIL PLAYER

Threw a no-hitter	Marissa Schuld vs. Arizona [5 inn.] (3/27/22)
Threw a perfect game	Marissa Schuld vs. Arizona [5 inn.] (3/27/22)
Threw a shutout	Kylee Magee at Oregon State [6 inn.] (5/5/23)
Recorded 10+ strikeouts	Mac Osborne [10] vs. Maine (2/10/24)
Recorded 15+ strikeouts	Giselle Juarez [15] at Oregon State (4/8/18)
Gave up 10+ hits	Meika Lauppe vs. Memphis (2/17/24)
Walked 5+ batters	Kylee Magee [5] vs. Northwestern (2/9/24)

AN OPPOSING TEAM

Threw a no-hitter	vs. UCF (3/17/23)
Threw a shutout	vs. Virginia Tech (2/16/24)
Recorded 10+ strikeouts	11 vs. Northwestern (2/9/24)
Recorded 15+ strikeouts	15 at Oklahoma State (3/17/23)

AN OPPOSING PLAYER

Threw a no-hitter	Grace Jewell vs. UCF (3/17/23)
Threw a shutout	Emma Lemley vs. Virginia Tech (2/16/24)
Recorded 10+ strikeouts	Ashley Miller [11] vs. Northwestern (2/9/24)
Recorded 15+ strikeouts	Kelly Maxwell [15] at Oklahoma State (3/17/23)
Gave up 10+ hits	Danielle Williams [11] vs. Northwestern (5/27/22)
Walked 5+ batters	Ruby Meylan [5] vs. Washington (4/2/23)

FIELDING

AN ASU TEAM

Did not commit an error	vs. Virginia Tech (2/16/24)
Committed 2+ errors	vs. Cal State Fullerton (2/17/24)
Turned a double play	vs. BYU (2/15/24)
Turned a triple play	

A SUN DEVIL PLAYER

Recorded 10+ putouts	Shannon Cunningham [13] vs. BYU (2/15/24)
Recorded 15+ putouts	Cydney Sanders [19] vs. Northwestern (5/27/22)
Recorded 5+ assists	Kayla Lissy [5] vs. BYU (2/15/24)
Committed 2+ errors	Kayla Lissy [2] vs. Cal State Fullerton (2/17/24)

AN OPPOSING TEAM

Did not commit an error	vs. Memphis (2/17/24)
Committed 2+ errors	2 vs. Illinois State (2/16/24)
Turned a double play	vs. Illinois State (2/16/24)
Turned a triple play	

AN OPPOSING PLAYER

Recorded 10+ putouts	Emma Raye [11] vs. Northwestern (2/9/24)
Recorded 15+ putouts	Tuck [15] at Oklahoma State (3/17/23)
Recorded 5+ assists	Aliya Belarde [6] at Utah (4/8/23)
Committed 2+ errors	Aliya Belarde [2] at Utah (4/8/23)

MISCELLANEOUS

AN ASU TEAM

Won in extra-innings	4-2 [8] at California (3/26/23)
Won by run-rule	13-5 [5] vs. Memphis (2/17/24)
6+ runs in an inning	10 vs. Memphis (2/17/24)
10+ runs in an inning	10 vs. Memphis (2/17/24)



STARTERS SUMMARY

2024 BY LINEUP POSITION										CAREER BY SEASON					
PLAYER	1ST	2ND	3RD	4TH	5TH	6TH	7TH	8TH	9TH	2020	2021	2022	2023	2024	CAREER
Alesia Denby		7	2							25	49	55	54	9	192
Makenzie Macfarlane						1	1			24	40	35	44	2	145
Kayla Lissy	2	1			1	1	2		2		47	35	37	9	128
Sara Kinch			1	6	1	1					42	51	23	9	125
Kelsey Hall			6	2	1					23	3	38	35	9	108
Audrey LeClair		1							2	0	0	43	47	3	93
Jordyn VanHook				1	1	2				1	9	1	47	4	62
Tanya Windle	7												53	7	60
Shannon Cunningham					3	1	2						11	6	17
Marissa Schuld							1						11	1	12
Yaya Acuña					1	2	2		2				0	7	7
Libby Walsh								6	1					7	7
Ayden Allen						1		2					0	3	3
Samantha Swan					1		1	1						3	3
Jada Lewis									2					2	2
Maddie Pomykalski													0	0	0

CENTER FIELD

Hall,Kelsey8 (4-4)
LeClair,Audrey1 (1-0)

LEFT FIELD

Acuña,Yannixa.....7 (4-3)
Lewis,Jada.....2 (1-1)

RIGHT FIELD

Windle,Tanya6 (3-3)
Cunningham,Shannon.....1 (1-0)
Allen,Ayden1 (0-1)
Hall,Kelsey1 (1-0)

SHORTSTOP

Denby,Alesia9 (5-4)

SECOND BASE

Walsh,Libby7 (5-2)
LeClair,Audrey2 (0-2)

THIRD BASE

Lissy,Kayla.....9 (5-4)

FIRST BASE

Cunningham,Shannon.....5 (3-2)
Macfarlane,Makenzie.....2 (1-1)
Allen,Ayden2 (1-1)

PITCHER

Magee,Kylee3 (1-2)
Osborne,Mac.....3 (2-1)
Lauppe,Meika.....1 (1-0)
Schuld,Marissa.....1 (1-0)
Jones,Deborah1 (0-1)

DESIGNATED PLAYER

VanHook,Jordyn4 (2-2)
Kinch,Sara.....3 (3-0)
Windle,Tanya.....1 (0-1)
Schuld,Marissa.....1 (0-1)

CATCHER

Kinch,Sara.....6 (2-4)
Swan,Samantha.....3 (3-0)





QUICK FACTS

UNIVERSITY

Location	Tempe, Ariz. 85287-2505
Founded	1885
Enrollment	140,759
Nickname	Sun Devils
Colors	Maroon & Gold
Affiliation	NCAA
Division I Conference	Pac-12
President	Dr. Michael Crow
Interim Athletics Director	Jim Rund
Faculty Representative	Dr. Jeffrey Wilson
Athletic Dept. Phone	480-965-4382

COACHING STAFF

Head Coach	Megan Bartlett
Alma Mater	Notre Dame, 2005
Assistant Coach	Jimmy Kolaitis
Assistant Coach	Jeremy Manley
Assistant Coach	Hailey Decker
Softball Operations	Giorgie Loomis
Graduate Assistant	Mary Iakopo
Graduate Assistant	Yannira Acuña
Strength & Conditioning Coach	Peter Alosi
Athletic Trainer	Tanner Spoden
Student Manager	Nick Sanchez

TEAM INFORMATION

2023 Record	22-26
Pac-12 Record / Finish	6-18 / t-8th
Letterwinners Returning / Lost	10 / 12
Position Starters Returning / Lost	2 / 7
Pitchers Returning / Lost	5 / 0
Newcomers	11

PROGRAM HISTORY

Program Seasons / NCAA	56th / 43rd
Overall Record	1864-927-2 (.668)
NCAA Record	1604-848-2 (.654)
Conference Record	505-477-2 (.514)
Pac-12 Record	385-418-1 (.479)
Conference Championships	6
	1977, 1978, 1980, 2008, 2011, 2022
NCAA/AIAW Tournament Appearances	43
NCAA WCWS Appearances	12
National Championships	4
	1972, 1973, 2008, 2011
All-America Selections	44
All-Conference Selections	58



ALBERTA B. FARRINGTON SOFTBALL STADIUM

Arizona State University unveiled the Alberta B. Farrington Softball Stadium in 2000 as the home of the Sun Devil softball team.

Farrington Stadium features chair-back bleachers and individual seats with a capacity for 1,535 fans. In addition, a grass berm is located just beyond the first baseline.

The stadium has several amenities, making it one of the premier softball stadiums in the Pac-12. Sunken dugouts are lighted for night games and have recessed, individual bat slots and locker room access. In addition, there are coaches' offices, a training room, a built-in concession stand, a team shop, restrooms, and locker rooms for the home team, visiting team, and officials.

Upgrades were started this offseason to provide the team with modern amenities and updates to the locker room, team room, training room, and coaches' offices. It also added a new spectator viewing deck along the third baseline and the project will be completed later this spring.

STADIUM FACTS

Opened (Capacity)	2000 (1,535)
Dimensions	L-202 C-210 R-202
All-Time Stadium Record	660-189 (.777)
All-Time Attendance (Average)	780,546 (.968)

2024 LARGEST CROWDS

1.	1,040	BYU	Feb. 15
2.	1,021	Boise State	Feb. 10
3.	938	Northwestern	Feb. 9
4.	880	Memphis	Feb. 17
5.	863	St. Thomas	Feb. 9
6.	839	Virginia Tech	Feb. 16
7.	786	Maine	Feb. 10
8.	762	Cal State Fullerton	Feb. 17
9.	755	Illinois State	Feb. 16

RANKINGS










		P12	NCAA
Total Att.	7,884	2nd	8th
Average Att.	876	2nd	13th
% to Capacity	57.07	1st	26th

TOP 15 LARGEST CROWDS (Since 2010)

1.	2,264	Arizona	Mar. 30, 2014
2.	2,259	Arizona	Mar. 18, 2016
3.	2,243	Arizona	Mar. 28, 2014
4.	2,239	Arizona	Mar. 29, 2014
5.	2,226	Southern Miss	Apr. 26, 2014
6.	2,212	Arizona	Mar. 18, 2016
7.	2,203	Arizona	Mar. 23, 2012
8.	2,199	Arizona	Mar. 24, 2012
9.	2,188	UCLA	May 10, 2014
10.	2,176	Stanford	Mar. 22, 2014
11.	2,161	Oregon	May 11, 2013
12.	2,142	Oregon State	Mar. 19, 2013
13.	2,121	Arizona	Apr. 22, 2018
14.	2,106	UCLA	Apr. 16, 2011
15.	2,105	UCLA	Apr. 6, 2012



PAC-12 STANDINGS

THROUGH FEBRUARY 18		CONFERENCE				OVERALL					
		W	L	T	PCT	W	L	T	PCT	L10	STREAK
	Arizona	0	0	0	.000	10	1	0	.909	9-1	Won 1
	California	0	0	0	.000	10	1	0	.909	9-1	Won 8
	Washington	0	0	0	.000	6	1	0	.857	6-1	Won 4
	Arizona State	0	0	0	.000	5	4	0	.556	5-4	Lost 1
	Stanford	0	0	0	.000	5	4	0	.556	5-4	Lost 1
	Utah	0	0	0	.000	5	4	0	.556	5-4	Won 1
	Oregon	0	0	0	.000	6	5	0	.545	6-4	Lost 1
	Oregon State	0	0	0	.000	5	5	0	.500	5-5	Lost 1
	UCLA	0	0	0	.000	3	4	0	.429	3-4	Lost 1



STATISTICAL RANKINGS

TEAM RANKINGS

Through Feb 18	NCAA	Pac-12	Stat
Batting Average	59	5	.313
Double Plays per Game	56	3	0.44
Doubles	11	1	19
Doubles per Game	17	1	2.11
Earned Run Average	184	8	4.33
Fielding Percentage	181	9	.955
Hit Batters	143	3	5
Home Runs per game	41	3	0.89
On Base Percentage	49	3	.407
Scoring	42	4	6.22
Shutouts	84	5	1
Slugging Percentage	36	3	.533
Stolen Bases per Game	20	2	2.22
Strikeout-to-Walk Ratio	67	4	2.35
Total Stolen Bases	20	2	20
Triple Plays			
Triples per Game	84	2	0.22
WL Percentage	119	4	.556
Walks	52	5	31

INDIVIDUAL RANKINGS

Through Feb 18	Player	NCAA	Pac-12	Stat
Doubles	Alesia Denby	34	2	4
	Kelsey Hall	34	2	4
	Kayla Lissy	34	2	4
Doubles / Game	Alesia Denby	83	2	0.44
	Kelsey Hall	83	2	0.44
	Kayla Lissy	83	2	0.44
Home Runs	Alesia Denby	10	1	4
	Sara Kinch	95	8	2
Home Runs / Game	Alesia Denby	27	1	0.44
Innings Pitched	Mackenzie Osborne	175	9	21.2
Runs Batted In / Game	Alesia Denby	86	3	1.22
	Sara Kinch	143	6	1.00
Runs / Game	Alesia Denby	50	1	1.22
Sacrifice Flies	Alesia Denby	57	5	1
Saves	Marissa Schuld	24	2	1
Slugging Percentage	Alesia Denby	24	1	1.080
	Sara Kinch	178	8	.722
	Kelsey Hall	230	13	.680
Stolen Bases	Kayla Lissy	89	5	4
	Yannixa Acuna	167	10	3
	Kelsey Hall	167	10	3
Strikeout-to-Walk Ratio	Marissa Schuld	31	2	11.00
Strikeouts	Mackenzie Osborne	92	5	21
	Kylee Magee	148	7	17
Strikeouts / 7 IP	Kylee Magee	33	2	9.4
	Marissa Schuld	92	6	7.7
Total Bases	Alesia Denby	24	2	27
Toughest to Strike Out	Yannixa Acuna	124	7	21.0
Triples / Game	Yannixa Acuna	142	4	0.11
	Kelsey Hall	142	4	0.11
Victories	Mackenzie Osborne	41	2	3
Walks Allowed / 7 IP	Marissa Schuld	55	4	0.70
Walks / Game	Kayla Lissy	145	6	0.67

HONORS

KELSEY HALL

- D1 Softball Preseason Top 100 (#60)
- D1 Softball Preseason Ranking (#14 OF)
- Softball America Preseason Ranking (#22 OF)
- Softball America Preseason Top 100 (#88)

JORDYN VANHOOK

- D1 Softball Preseason Ranking (#11 1B)

LIBBY WALSH

- Softball America Freshman 50 Watchlist

TANYA WINDLE

- D1 Softball Preseason Ranking (#31 OF)





SUN DEVILS IN THE POLLS

USA TODAY / NFCA (Feb. 20)

Rank	Team	Points	Record	Last
1	Oklahoma (32)	800	9-0	1
2	Texas	750	7-0	3
3	Georgia	738	9-0	4
4	Washington	679	6-1	5
5	Tennessee	623	4-2	2
6	LSU	585	8-0	12
7	Oklahoma State	562	6-2	6
8	Duke	557	8-1	10
9	Clemson	496	6-2	8
10	Alabama	494	10-0	11
11	Missouri	474	10-0	14
12	Florida State	459	5-3	7
13	Stanford	447	5-4	9
14	Florida	359	8-1	16
15	Arkansas	353	8-2	15
16	Kentucky	321	6-2	18
17	South Carolina	242	8-1	20
18	Texas A&M	234	9-0	RV
19	UCLA	168	3-4	19
20	Utah	143	5-4	13
21	California	123	10-1	RV
22	Arizona	120	10-1	RV
23	Oregon	119	6-5	17
24	Northwestern	115	5-2	22
25	Mississippi State	113	8-1	NR

ESPN / USA SOFTBALL (Feb. 20)

Rank	Team	Record	Points	Last
1	Oklahoma (21)	9-0	621	1
2	Texas	7-0	604	3
3	Georgia	9-0	569	4
4	Washington	6-1	538	6
5	Tennessee	4-2	506	2
6	Duke	8-1	462	10
7	LSU	8-0	445	12
8	Oklahoma State	6-2	423	8
9	Clemson	6-2	407	7
10	Alabama	10-0	395	11
11	Florida State	5-3	372	5
12	Stanford	5-4	365	9
13	Missouri	10-0	342	15
14	Arkansas	8-2	271	13
15	Kentucky	6-2	253	18
16	Florida	8-1	239	19
17	Texas A&M	9-0	209	25
18	South Carolina	8-1	155	21
19	UCLA	3-4	122	20
20	Mississippi State	8-1	116	-
21	Virginia Tech	7-2-1	111	17
22	Baylor	3-3	110	22
23	Arizona	10-1	108	RV
24	Auburn	4-1-1	92	24
25	Oregon	6-5	69	14

D1SOFTBALL (Feb. 19)

Rank	Team	Record	LW Rec	LW
1	Oklahoma	4-0	4-0	1
2	Texas	5-0	5-0	5
3	Tennessee	3-0	3-0	3
4	Oklahoma State	5-0	5-0	12
5	Georgia	5-0	5-0	6
6	Washington	3-1	3-1	10
7	Duke	3-1	3-1	8
8	Florida State	4-1	4-1	4
9	LSU	5-0	5-0	17
10	Clemson	4-1	4-1	7
11	Missouri	5-0	5-0	NR
12	Alabama	5-0	5-0	11
13	Stanford	3-2	3-2	2
14	Kentucky	4-1	4-1	NR
15	Utah	4-1	4-1	15
16	Virginia Tech	4-0-1	4-0	NR
17	Baylor	0-2	0-2	16
18	Arkansas	4-1	4-1	18
19	Oregon	4-2	4-2	14
20	South Carolina	5-0	5-0	22
21	Indiana	4-1	4-1	NR
22	UCLA	2-3	2-3	9
23	Florida	4-1	4-1	20
24	Northwestern	4-1	4-1	24
25	Texas A&M	4-0	4-0	25

SOFTBALL AMERICA (Feb. 19)

Rank	Team	Record	LW Rec	LW
1	Oklahoma	9-0	5-0	1
2	Texas	7-0	2-0	2
3	Georgia	9-0	4-0	4
4	Washington	6-1	3-0	8
5	Duke	8-1	4-0	5
6	LSU	8-0	3-0	11
7	Tennessee	4-2	1-2	3
8	Missouri	10-0	5-0	13
9	Clemson	6-2	2-1	6
10	Stanford	5-4	2-2	9
11	Oklahoma State	6-2	1-2	10
12	Alabama	10-0	5-0	15
13	Texas A&M	9-0	5-0	19
14	Arkansas	8-2	4-1	12
15	Florida	8-1	4-0	22
16	Florida State	5-3	1-2	7
17	Arizona	10-1	5-1	NR
18	Mississippi State	8-1	4-1	NR
19	Kentucky	6-2	2-1	18
20	South Carolina	8-1	3-1	21
21	Cal	10-1	5-0	NR
22	Baylor	3-3	3-1	16
23	Virginia Tech	7-2-1	3-2	17
24	Auburn	4-1-1	3-0	25
25	Penn State	7-0	2-0	NR

ASU WEEK-BY-WEEK

POLL	DATE	W-L	NFCA	ESPN	D1	SA	NCAA RPI	D1 RPI	MASSEY
Pre	Jan. 30	0-0	--	rv	--	--	--	--	--
1	Feb. 13	2-2	--	--	--	--	--	--	50
2	Feb. 20	5-4	--	--	--	--	--	--	50
3									
4									
5									
6									
7									
8									
9									
10									
11									
12									
13									
14									
Final									





COACHING STAFF



MEGAN BARTLETT

THE BARTLETT FILE

Hometown	Terre Haute, Ind.
Education	University of Notre Dame, 2005
	MBA: Loyola University Chicago, 2007
	JD: Northern Illinois, 2012
Twitter	@coachcbartlett

COACHING CAREER

Loyola University Chicago, GA	2005-07
Northern Illinois, Assistant Coach	2007-12
DePaul, Volunteer Assistant	2013-14
Purdue, Assistant Coach	2014-15
Ball State, Head Coach	2016-20
Texas, Assistant Coach	2021-22
Arizona State, Head Coach	2023-

Megan Bartlett took over as head coach of the Arizona State softball program in the summer of 2022, becoming the eighth head coach in the program's history.

Bartlett guided the Sun Devils through a roster overhaul to finish 2023 with a 22-26 overall record. That included a series win over Women's College World Series participant Washington and an eight-game winning streak early in the season.

With Bartlett at the helm, ASU saw Yanni Acuña be named NFCA All-American, NFCA All-Region, All-Pac-12 Conference, CSC Academic All-American and CSC Academic All-District. Jordan VanHook was also named All-Region, and Kylee Magee was named to the Pac-2 All-Freshman Team.

Prior to taking the Sun Devils, Bartlett spent two seasons as an assistant coach at the University of Texas. That followed five seasons in Indiana as a head coach building the Ball State softball program.

As the head coach at Ball State for five seasons (2016-20), Bartlett led the program to a 141-108 overall record (.567) while registering three consecutive 30-win seasons from 2017-19. Over that stretch, she helped guide the Cardinals to the 2018 Mid-American Conference (MAC) West Division title with that season's 37 victories marking the fourth-most wins in a single season in program history.

Bartlett began her coaching career as a graduate assistant coach at Loyola University Chicago (2005-07), where she was part of the 2007 Horizon League Coaching Staff of the Year while helping her squad to the league's regular season title.

From there, she moved on to become an assistant coach at Northern Illinois (2007-12), working with infielders and outfielders while also serving as the recruiting coordinator, offensive coordinator and camp coordinator. During her stay at NIU, she guided Huskies hitters to multiple single-season records and helped tutor the squad to top 40

national rankings in 2011 in doubles (2nd - 1.81), batting average (24th - .312), scoring (33rd - 5.49) and slugging percentage (39th - .461).

After spending a single campaign at DePaul as a volunteer assistant coach for the 2014 Big East regular season and tournament champions (44-11), Bartlett moved on to become an assistant coach at Purdue (2014-15). During the 2015 season with the Boilermakers, she served as the team's defensive coordinator, helping the squad improve its team fielding percentage from 10th (.956) all the way to third in the Big 10 (.970).

She was a four-year letter winner at Notre Dame (2002-05) under her maiden name Megan Ciolli, helping power the Irish to four NCAA Regional appearances, four Big East regular season championships and two Big East Tournament titles. A two-time NFCA All-American (2004, 2005), she captained the 2005 squad to a 46-15 mark while helping secure the program's first-ever NCAA Regional home contests.

The 2004 Big East Player of the Year, Bartlett completed her playing career at Notre Dame as the program's leader in hits (284) and stolen bases (76) while finishing in the top five in batting average (second - .368) and runs scored (second - 161). She also finished ranked in the UND career top 10 in doubles (ninth - 37), triples (seventh - 9), HRs (ninth - 13) and RBIs (10th - 101).

Bartlett graduated from the University of Notre Dame with a bachelor's degree of business administration in managerial consulting in 2005. She completed her master's of business administration in healthcare administration at Loyola University Chicago in 2007 and went on to earn a juris doctor from Northern Illinois in 2012.

A licensed attorney in the state of Illinois, she is married to Mike Bartlett, a former professional hockey player, and they have two daughters, Vivian and Maren.

ASSISTANT COACHES



JIMMY KOLAITIS
Assistant Coach
Fourth Season



JEREMY MANLEY
Assistant Coach
(Pitching Changes)
Second Season



HAILEY DECKER
Assistant Coach
(1st Base Coach)
First Season

BARTLETT'S COACHING RECORD

Year	School	OVERALL				CONFERENCE			
		W	L	T	%	W	L	T	%
2016	Ball State	22	32	0	.407	8	16	0	.333
2017	Ball State	30	28	0	.517	14	10	0	.583
2018	Ball State	37	19	0	.661	16	7	0	.696
2019	Ball State	34	20	0	.630	9	8	0	.529
2020	Ball State	18	9	0	.667				
2023	Arizona State	22	26	0	.458	6	18	0	.250
2024	Arizona State	5	4	0	.556	0	0	0	.000
7 Season Career		168	138	0	.549	53	59	0	.473
2 Seasons @ Arizona State		27	30	0	.474	6	18	0	.250
5 Seasons @ Ball State		141	108	0	.566	47	41	0	.534


SUPPORT STAFF



GEORGIE LOOMIS
Softball Operations



MARY IAKOPO
Graduate Assistant



YANNI ACUÑA
Graduate Assistant



NICK SANCHEZ
Student Manager



TANNER SPODEN
Athletic Trainer



PETER ALOSI
Strength & Conditioning



SEASON STATISTICS

ALL GAMES Minimum 2.5 Plate Appearances per game | Players must play in 75% of their team's games

SEASON	AVG	OBP	SLG	OPS	GP	GS	AB	R	H	2B	3B	HR	RBI	BB	HBP	SO	SF	SH	SB	ATT
Hall,Kelsey	.440	.517	.680	1.197	9	9	25	7	11	4	1	0	2	3	1	5	0	0	3	3
Denby,Alesia	.440	.500	1.080	1.580	9	9	25	11	11	4	0	4	11	3	1	3	1	0	2	2
Acuna,Yannixa	.429	.500	.571	1.071	9	7	21	3	9	1	1	0	3	3	0	1	0	1	3	3
Kinch,Sara	.278	.435	.722	1.157	9	9	18	4	5	2	0	2	9	4	1	7	0	0	0	0
Lissy,Kayla	.263	.462	.474	.935	9	9	19	6	5	4	0	0	2	6	1	6	0	0	4	4
Cunningham,Shannon	.375	.500	.625	1.125	9	6	16	5	6	1	0	1	5	4	0	4	0	0	0	0
Windle,Tanya	.333	.364	.333	.697	7	7	21	6	7	0	0	0	3	1	0	3	0	0	1	1
Allen,Ayden	.333	.400	.556	.956	6	3	9	2	3	2	0	0	0	1	0	3	0	0	0	0
Swan,Samantha	.300	.333	.400	.733	5	3	10	4	3	1	0	0	2	1	0	0	1	0	1	1
Lewis,Jada	.250	.400	.250	.650	3	2	4	2	1	0	0	0	0	1	0	3	0	0	2	2
Walsh,Libby	.222	.333	.389	.722	9	7	18	4	4	0	0	1	6	2	1	7	0	1	2	2
Macfarlane,Makenzie	.167	.286	.167	.452	6	2	6	0	1	0	0	0	1	1	0	2	0	0	0	0
LeClair,Audrey	.091	.167	.091	.258	8	3	11	2	1	0	0	0	1	1	0	4	0	0	2	2
VanHook,Jordyn	.000	.000	.000	.000	4	4	8	0	0	0	0	0	0	0	0	3	0	0	0	0
Schuld,Marissa	.000	.000	.000	.000	2	1	3	0	0	0	0	0	1	0	0	1	1	0	0	0
Totals	.313	.407	.533	.940	9	9	214	56	67	19	2	8	46	31	5	52	3	2	20	20
Opponents	.286	.362	.467	.829	9	9	227	37	65	12	1	9	34	23	5	54	2	3	6	7

ALL GAMES Minimum 1 IP / Team Game

PITCHER	ERA	WHIP	BAA	W	L	APP	GS	CG	SHO	SV	IP	H	R	ER	BB	SO	2B	3B	HR	WP	HBP
Osborne,Mac	2.26	1.15	.214	3	0	5	3	1	0	0	21.2	18	8	7	7	21	3	0	0	5	0
Magee,Kylee	3.32	1.66	.255	1	1	3	3	1	0	0	12.2	13	6	6	8	17	1	0	4	1	2
Schuld,Marissa	5.60	1.30	.300	0	2	4	1	0	0	1	10.0	12	9	8	1	11	0	1	3	0	3
Lauppe,Meika	3.82	2.45	.382	1	0	3	1	1	0	0	7.1	13	5	4	5	4	4	0	0	0	0
Jones,Deborah	18.90	3.30	.500	0	1	1	1	0	0	0	3.1	9	9	9	2	1	4	0	2	1	0
Totals	4.33	1.60	.286	5	4	9	9	3	1	1	55.0	65	37	34	23	54	12	1	9	7	5
Opponents	7.14	1.96	.313	4	5	9	9	2	2	0	50.0	67	56	51	31	52	19	2	8	9	5

PITCHER	W%	K/7	BB/7	K/BB	H/7	2B/7	3B/7	HR/7
Osborne,Mac	1.000	6.78	2.26	3.00	5.82	0.97	0.00	0.00
Magee,Kylee	.500	9.39	4.42	2.13	7.18	0.55	0.00	2.21
Schuld,Marissa	.000	7.70	0.70	11.00	8.40	0.00	0.70	2.10
Lauppe,Meika	1.000	2.80	4.77	0.80	12.41	3.82	0.00	0.00
Jones,Deborah	.000	2.10	4.20	0.50	18.90	8.40	0.00	4.20
Totals	.556	6.87	2.93	2.35	8.27	1.53	0.13	1.15
Opponents	.444	7.28	4.34	1.68	9.38	2.66	0.28	1.12



SEASON FIELDING STATISTICS

ALL GAMES

Name	FLD%	C	PO	A	E	DP	SBA	CSB	CS%	PB	CI
Cunningham,Shannon	1.000	33	32	1	0	1	0	0	-	0	0
Denby,Alesia	1.000	21	8	13	0	4	0	0	-	0	0
Allen,Ayden	1.000	15	14	1	0	1	0	0	-	0	0
Macfarlane,Makenzie	1.000	13	13	0	0	2	0	0	-	0	0
LeClair,Audrey	1.000	8	7	1	0	0	0	0	-	0	0
Hall,Kelsey	1.000	7	7	0	0	0	0	0	-	0	0
Osborne,Mac	1.000	4	0	4	0	0	2	1	.333	0	0
Windle,Tanya	1.000	4	4	0	0	0	0	0	-	0	0
Magee,Kylee	1.000	4	1	3	0	0	1	0	.000	0	0
Schuld,Marissa	1.000	3	0	3	0	0	1	0	.000	0	0
Lewis,Jada	1.000	2	2	0	0	0	0	0	-	0	0
Lauppe,Meika	1.000	2	0	2	0	0	2	0	.000	0	0
Kinch,Sara	.971	35	30	4	1	0	3	0	.000	0	0
Swan,Samantha	.963	27	23	3	1	0	3	1	.250	1	0
Acuna,Yannixa	.900	10	9	0	1	0	0	0	-	0	0
Walsh,Libby	.862	29	10	15	4	3	0	0	-	0	0
Lissy,Kayla	.857	28	5	19	4	0	0	0	-	0	0
VanHook,Jordyn	.000	0	0	0	0	0	0	0	-	0	0
Jones,Deborah	.000	0	0	0	0	0	0	0	-	0	0
SUN DEVILS	.955	245	165	69	11	4	6	1	.143	1	0
OPPONENTS	.963	218	150	60	8	1	20	0	.000	2	0






MEDIA ROSTER




00
MADDIE
POMYKALSKI
UTL • R/R • 5-9 • FR
Frankfort, Ill.



2
JADA
LEWIS
OF • L/R • 5-5 • FR
Vallejo, Calif.




3
LIBBY
WALSH
INF • R/R • 5-7 • FR
Plainville, Mass.



4
AYDEN
ALLEN
INF • R/R • 5-10 • SO
Prosper, Texas



5
ALESIA
DENBY
INF • R/R • 5-5 • GR
Murrieta, Calif.




8
MARISSA
SCHULD
RHP/UTL • R/R • 5-3 • GR
Scottsdale, Ariz.



10
KENZIE
BROWN
RHP • L/R • 5-11 • JR
Lake City, Ill.



11
MAC
OSBORNE
RHP • R/R • 5-9 • SR
Richlands, Va.



13
KAYLA
LISSY
INF • L/R • 5-5 • SR
Valrico, Fla.




14
DEBORAH
JONES
RHP • R/R • 6-0 • SR
Unionville, Ind.




17
JORDYN
VANHOOK
INF • R/R • 5-10 • GR
Woodland Hills, Calif.




18
SARA
KINCH
C • R/R • 5-10 • SR
Temecula, Calif.




21
YANNIXA
ACUÑA
OF • L/R • 5-4 • SO
Tucson, Ariz.




25
AUDREY
LECLAIR
UTL • L/R • 5-8 • GR
Phoenix, Ariz.



27
MEIKA
LAUPPE
RHP • R/R • 5-10 • FR
Pleasant Grove, Calif.



31
KYLEE
MAGEE
RHP • R/R • 5-9 • SO
Anaheim, Calif.



32
SAMANTHA
SWAN
C/UTL • R/R • 5-3 • FR
Georgetown, Texas




33
SHANNON
CUNNINGHAM
C/UTL • R/R • 5-9 • SO
Tustin, Calif.



38
KELSEY
HALL
OF • R/R • 5-7 • GR
Sacramento, Calif.



41
MAKENZIE
MACFARLANE
C/INF • R/R • 5-7 • GR
Rocklin, Calif.



44
TANYA
WINDLE
OF • L/R • 5-6 • SO
Peoria, Ariz.



MEGAN
BARTLETT
Head Coach

