

ASU 2018-2019 SCHEDULE

Date Opp. (TV/Radio).....FINAL/TIP

11/6 CS Fullerton (P12).... W, 102-94 2OT

MGM RESORTS MAIN EVENT-TEMPE

11/9 McNeese State (P12)..... W, 80-52

11/12 LBSU (P12)..... W, 90-58

11/15 @San Francisco (P12).....PPD

MGM MAIN EVENT/T-MOBILE

11/19 #15 Miss. St. (ESPN)..... W, 72-67

11/21 Utah State (ESPN)..... W, 87-82

11/28 Omaha (P12/620 AM)..... W, 89-71

12/1 Texas Southern (P12/98.7)..... W, 83-71

12/7 #6 Nevada at HoopHall Classic
(@STAPLES/ESPN2/620)..... L, 66-72

12/15 @Georgia (SEC/620)..... W, 76-74

12/17 @Vanderbilt (SEC/620)..... L, 65-81

12/22 #1 Kansas (ESPN2/620)..... W, 80-76

12/29 Princeton (P12/98.7)..... L, 66-67

1/3 Utah (P12/620 AM)..... L, 86-96

1/5 Colorado (P12/98.7 FM)..... W, 83-61

1/9 @California (P12/620 AM)..... W, 80-66

1/12 @Stanford (P12/620 AM)..... L, 71-85

1/17 Oregon St. (FS1/620 AM)..... W, 70-67

1/19 Oregon (P12/98.7 FM)..... W, 78-64

1/24 @UCLA (FS1/620 AM)..... W, 84-73

1/26 @USC (ESPN2/98.7 FM)..... L, 67-69

1/31 Arizona (ESPN2/620 AM)W, 95-88 OT

2/7 Wash. St. (P12/620 AM)..... L, 70-91

2/9 Washington (ESPN/98.7 FM) W, 75-63

2/13 @Colorado (FS1/620 AM)..... L, 73-77

2/16 @Utah (FS1/98.7 FM)..... W, 98-87

2/20 Stanford (ESPN2/98.7 FM)..... W, 80-62

2/24 California (P12/620 AM)..... 4

2/28 @Oregon (P12/98.7 FM)..... 8 PT

3/3 @Oregon St. (ESPN/98.7)..... 5 PT

3/9 @Arizona (CBS)..... 2

(Pac-12 Tournament/Las Vegas)

3/13

-16 T-Mobile Arena.....TBD

FINAL FOUR TRIVIA

Coach Hurley (1992) and Danny Manning (1988) are only current college coaches who earned Final Four MOP.

TURNED IT AROUND FAST

Buffalo was 285-369 (.436) in 22 seasons after going DI (1991-2013). The Bulls were 42-20 (.678) in Coach Hurley's two seasons. He is 111-75 (.597) in six years as a head coach.

SUN DEVIL

M E N ' S B A S K E T B A L L

@SUNDEVILHOOPS (19-8; 10-5) TRAVELS TO OREGON FOR A PAIR

Thur., Feb. 28 - at Oregon (15-12; 6-8) 8 p.m. PT/Pac-12/98.7 FM 79.1 PPG ASU leads P12

Sun., Mar. 3 - at Oregon State (17-9; 9-5) 5 p.m. PT/ESPN/98.7 FM +6.1 rpg ASU leads P12

HITTING THE ROAD: The Arizona State Sun Devils (19-8; 10-5) -- who advanced to the NCAA Tournament for the first time since 2014 last year and just the fourth time in 24 seasons -- move on from their 13-3 home record and will finish the season on the road with three straight, as up first is a Feb. 28 Pac-12 Network matchup at Oregon, with JB Long, Matt Muehlebach and Lewis Johnson on the call.

ATTENDANCE NOTE: Last year ASU averaged a school-record 10,603 fans, as the 4,103 extra bodies from 2016-17 to 2017-18 was the second-best increase in all of college hoops. This year 168,602 entered "The Bank" -- the nickname student broadcaster Braiden Bell tagged Wells Fargo Arena last year -- an average of 10,538 per game, second-best in school history.

FRESH TAKE ON ROB EDWARDS: In the first nine games, Rob Edwards played in just three due to back injury and went scoreless in two. He went from Nov. 7-Dec. 16 without scoring a point. In those three games he did play, he was 4-of-26 (.154) from field and 2-of-9 (.222) from three and had 14 points (all against CSF in the opener). Many didn't notice because ASU was 6-0, and two of the wins were very impressive (current Quad 1 teams Mississippi State and Utah State). In the 19 games since he is shooting 40-of-97 (.412) from three, made 45-of-55 (.818) free throws and is averaging 12.6 points. He dropped buckets in some big wins, with 15 off the bench vs. #1 Kansas, 19 vs. Arizona and 28 at Utah.

CRAZY Z NOTE: Zylan Cheatham is tied for second in the Pac-12 with 11 double-doubles -- but is five points and five rebounds shy of **EIGHT** more. What? Yup digest this...he needed one more point and one more rebound vs. Washington, one more point at UCLA and at Vanderbilt, two more points vs. California and one more rebound **FOUR** times (vs. Oregon, Mississippi State, Long Beach State and Cal State Fullerton). Had he done that, he would be tied for second in the nation with 19.

GET ON THE BOARDS!: ASU, the Pac-12 leader in rebounding margin (+6.1), has outrebounded 21 of 27 opponents this year after doing so just 14 times in 32 games last year. Zylan Cheatham is averaging 12.7 boards in his past nine contests. His 16 double-figure rebounding games leads the Pac-12 as does his 10.8 caroms per contest. He is averaging 11.3 rebounds in Pac-12 play.

13 QUICK SPARKY NOTES (13 FOR 2018 NBA MVP JAMES HARDEN)

✓ 9th in the nation at 41.1 rebounds per game

✓ Leads the Pac-12 in scoring (79.1)

✓ Has held 12 opponents under 40 percent shooting (7 Pac-12 teams)/11-1 in those games

✓ Zylan Cheatham is averaging 11.7 ppg, 10.8 rpg (Pac-12 leader) and 3.5 apg

✓ 5-4 in two-possession games this year after going 4-7 last year (12-16 previous 3 seasons)

✓ 20 halftime-deficit comebacks under Bobby Hurley (12 previous 5 seasons)

✓ Kansas was sixth top-10 OOC opponent Coach Hurley played, ASU faced one in previous 17 seasons

✓ Remy Martin leads P12 in in league games at 6.3 assists per game and 3.3 A/TO

✓ Best approach vertical on team is Zylan Cheatham at 41.5 inches, Remy Martin not far behind at 40

✓ Seven Sun Devils have led the team in scoring this year

✓ Lu Dort is averaging 15.6 ppg. in past seven games

✓ Kimani Lawrence is 66-of-85 (.776) from the free throw line in his two-year career

✓ Remy Martin is averaging 6.9 assists in past nine games

ASU MEDIA RELATIONS: ASU men's basketball SID Doug Tammaro can be reached directly at 480-734-7795 or via e-mail at tammaro@asu.edu. The ASU website is: www.TheSunDevils.com.

POS #	SUN DEVIL	YR	HT/WT	2018-2019 SUN DEVIL ROSTER NOTES
G 0	Luguentz Dort	FR	6-4/215	Top-100 recruit who is strong and gets in the lane with ease; speaks French
G 1	Remy Martin	SO	6-0/170	Top-100 2017 signee; energizer bunny, 2018 Pac-12 Co-Sixth Man of the Year
G 2	Rob Edwards	JR	6-4/205	Transfer from Cleveland State who was CSU's leader scorer
F 3	Mickey Mitchell	JR	6-7/225	Played lot of minutes as freshman at Ohio State in 2015-16--OUT WITH BACK INJURY
G 5	Kyle Feit	FR	6-4/190	Product of IMG Academy
F 10	Vitaliy Shibel	SO	6-9/210	Sophomore who had ACL injury and redshirted 2016-17/from Ukraine
G 11	Elias Valtonen	FR	6-7/195	Finland native with solid shooting stroke
G 14	Kimani Lawrence	SO	6-7/200	Long sophomore can guard 5 positions & play 4 of them/ <u>missed first 13 games last year</u>
G 21	Jack Roggin	FR	6-0/165	Walk-on from Southern California
F 23	Romello White	SO	6-8/220	Atlanta product who had Jerry Stackhouse as his AAU coach
G 24	Jordan Salzman	SO	5-10/175	Walkon from New York
G 25	Grant Fogerty	SO	6-0/175	Local walkon addition from Desert Mountain High School in Scottsdale
G 31	Trevor Thompson	SO	6-2/175	Second-year walkon from Moon Valley High School in Phoenix
F 32	De'Quon Lake	SR	6-10/225	JC transfer originally from Virgin Islands/24 points, 8 boards, 3 blocks in 2017-18 opener
C 34	Uros Plavsic	FR	7-0/240	Serbian big man with good athletic ability/PLAN IS TO REDSHIRT THIS YEAR
F 35	Taeshon Cherry	FR	6-8/210	San Diego big man who was in everyone's top-75/Solid 3-point range
F 45	Zylan Cheatham	SR	6-8/201	Transfer from San Diego State/smart and energetic and vocal leader
Head Coach: Bobby Hurley/42-20 at Buffalo (2013-15); 1992 Final Four MOP; 58-49 (.542) at ASU/4th year				
Coaching Staff: Rashon Burno, Anthony Coleman, Drazen Zlovacic				
Special Assistant to HC: Ben Wood		Video: Justin McLean		
Operations: Derrick Wrobel		Performance: Daniel Marshall		

GAME 18: ASU 78, OREGON 64/JAN. 19, 2019: A game that had six ties and 12 lead changes in the first 30 minutes saw ASU take control with a 19-0 run in just over 3:55. ASU shot .510 (25-of-49) and held Oregon to just .333 (21-of-64) as Zylan Cheatham led the way with 17 points and nine rebounds. Taeshon Cherry had 15 off the bench, including five threes, while Lu Dort had 12 points, Remy Martin 11 points and eight assists and Kimani Lawrence 10 points. ASU went 17-of-21 (.810) from the free throw line, including 12-of-13 (.923) in the second half.

22: Zylan Cheatham had 22 rebounds (seven in overtime) vs. Arizona on Jan. 31, the most in Pac-12 game in the past 19 seasons and the most since Dave Bluthenthal grabbed 28 vs. Arizona State on Jan. 20, 2000 He is just the second Pac-10/12 player to notch two 20-rebound league games since UA/ASU joined the Pac-10 back in the summer of 1978.

20-REBOUND PAC-12 GAMES IN ONE SEASON (1978-79 TO PRESENT)

Zylan Cheatham, ASU (22 vs. UA, 1/31/19; 20 at UCLA, 1/24/19)
Mark McNamara, Cal (22 at UA on 1/30/82; 20 at UW, 1/16/82)

JUMP: Best standing verticals on the team: De'Quon Lake and Luguentz Dort both did 34 inches, while Zylan Cheatham is at 33.5 inches.

REBOUNDING: ASU is outrebounding its opponents by a Pac-12 leading +6.1 boards per game (41.1/34.9), which is an 8.2 rebounds per game turnaround from two seasons ago. ASU only grabbed 32.6 boards per game in 2016-17, Coach Hurley's second season at ASU, and was outrebounded by 7.1 per game, dead last in the league by nearly three boards per tilt. ASU has never led the Pac-12 in rebounding margin.

REMY: Remy had his November and early December ruined by a bum ankle but check out his numbers after first eight games and digest some quick notes...only player with an 11-assist game in a Pac-12 road game this year (11 at UCLA)...one of eight Pac-12 players with 30 points in a league game this year (31 vs. Arizona)...10 made free throws vs. Arizona matches the most in a league tilt this year...A/TO ratio of 2.6/1 (129 assists/49 TOs) leads the league.

REMY MARTIN FIRST 8/PAST 19

FG: 18-55 (.327)/92-218 (.422)

3PT: 4-22 (.182)/33-92 (.359)

APG: 4.0/5.6 / **A-TO:** 2.1/2.8:1

PPG: 10.5/13.7 (leads team)

20+ PT GAMES: 0/4 / **DUNKS:** 0/2

BUCKETS: ASU has been in the Pac-10/12 for more than four decades, but two of its top eight scoring teams have come in two of Bobby Hurley's first three seasons. ASU led the league in scoring last year at 82.7 points per game, third-best in school history since it joined the Pac-12.

TOP SCORING SUN DEVIL TEAMS IN PAC-10/12 HISTORY

84.5/1997-1998 (Don Newman)

84.5/1992-1993 (Bill Frieder/Pac-10 leader)

82.7/2017-2018 (Bobby Hurley/Pac-12 leader)

79.6/1988-1989 (Steve Patterson)

79.1/2018-19 (Bobby Hurley/current Pac-12 leader)

79.3/1999-2000 (Rob Evans/Pac-10 leader)

79.3/1990-1991 (Bill Frieder)

79.2/1980-1981 (Ned Wulk/Pac-10 leader)

78.6/2016-2017 (Bobby Hurley)

HALFWAY: ASU started 6-3 in the Pac-12 for seventh time in its 41 years. It was 8-1 in 1979-80 and 1980-81 and was 6-3 in 2012-13, 1994-95, 1993-94 and 1992-93. ASU had a winning record at the halfway mark for just the sixth time in past 24 seasons.

20 ROAD CAROMS: Zylan Cheatham grabbed 20 rebounds at UCLA on Jan. 24, at the time the most by a Sun Devil since current Orlando Magic assistant coach Mike Batiste grabbed 20 on Nov. 19, 1997 vs. Wagner. Cheatham also put his name along some Pac-12 studs in terms of road game rebounding in the past 23 seasons.

**20 REBOUNDS IN PAC-12 ROAD GAME
(SINCE 1996-97/PAST 23 SEASONS)**

- 21, Kevin Love, UCLA at Oregon State/Jan. 26, 2008
- 21, Tim Young, Stanford at Oregon (OT)/Jan. 16, 1997
- 20, Zylan Cheatham, Arizona State at UCLA/Jan. 24, 2019**
- 20, Mike Moser, Oregon at UCLA (2 OT)/Feb. 27, 2014
- 20, Mark Madsen, Stanford at Washington/Feb. 26, 2000

ROB'S CAREER: Junior Rob Edwards played at Cleveland State from 2015-17, as he entered ASU with 909 points in 63 games (14.4 ppg.). He has 1,150 career points (13.7 average). Included in that is 49-of-59 (.831) from the free throw line this year and .771 (252-of-327) in his career along with 154 three pointers. He missed six games early and only scored 14 points in the first nine games (14 in opener, six DNP's due to a back injury and zero points vs. Nevada and Georgia).

PAC-12 POTW: ASU topped then No. 1 Kansas 80-76 on Dec. 22 behind 15 off-the-bench points from getting healthier Rob Edwards (13 in the second half). He became the fourth Sun Devil to earn Pac-12 Player of the Week. Zylan Cheatham (Dec. 3 Pac-12 Player of the Week) registered ASU's second triple double in the Dec. 1 win over Texas Southern. Remy Martin matched a career-high with 21 points, grabbed a career-best eight rebounds, and added five assists and three steals to spark the Sun Devils back from an 18-point deficit to a 76-74 victory at Georgia on Dec. 15, leading to his Dec. 17 Pac-12 Player of the Week Award. He had 12 points, five boards, two assists and two steals in the second half, including back-to-back baskets inside the final 3:11 which gave ASU its first lead of the game at 71-70. Luguentz Dort earned Nov. 26 Pac-12 Player of the Week and Andy Katz's National Player of the Week after averaging 25 points and eight rebounds as ASU won the MGM Resorts Main Event in Las Vegas (Nov. 19-21). Dort is the first ASU freshman to garner the league's weekly award since James Harden in January of 2008.

20-POINT GAMES FOR LUGUENTZ DORT

- 33 vs. Utah State @Las Vegas, Nov. 21, 2018
- 28 vs. Cal State Fullerton, Nov. 6, 2018
- 25 vs. McNeese State, Nov. 9, 2018
- 24 vs. #6 Nevada, Dec. 7, 2018
- 22 vs. California, Feb. 24, 2019
- 22 vs. Washington State, Feb. 7, 2019
- 21 at Colorado, Feb. 13, 2019

2018-19 SUN DEVIL PAC-12 PLAYERS OF THE WEEK

- Dec. 24: Rob Edwards
- Dec. 17: Remy Martin
- Dec. 3: Zylan Cheatham
- Nov. 26: Luguentz Dort

WINGSPAN: ASU has five players with wingspan of at least 6-11: De'Quon Lake (7-2), Zylan Cheatham (7-0.5), Romello White (7-0.25), Vitaliy Shibel (6-11.75) and Kimani Lawrence (6-11.5).

PRO-NUN-SEE-A-SHUNS

- Luguentz Dort (LOU-gentz)
- Vitaliy Shibel (Vigh-tal-ee Shy-bull)
- Elias Valtonen (Ill-ee-as Val-tow-nen)
- De'Quon Lake (Deh-Quon)
- Uros Plavsic (ur-rose Plav-sick)
- Taeshon Cherry (Tay-shawn)
- Zylan (Zigh-lan)

REMY MARTIN 20+ SCORING TILTS

- 31 vs. Arizona (1/31/19)**
- 24 at California (1/9/19)**
- 22 vs. Utah (1/3/19)**
- 21 at Georgia (12/15/18)**
- 21 at #2 Kansas (12/10/17)
- 20 vs. Colorado/Las Vegas (3/7/18)

ROMELLO WHITE TOP SCORING TILTS

- 25 vs. Northern Arizona (11/17/17)
- 22 vs. St. John's at STAPLES (12/8/17)
- 21 at Washington State (2/4/18)
- 19 vs. Colorado (1/5/19)**
- 19 vs. Texas Southern (12/1/18)**
- 19 at Stanford (1/17/18)
- 19 vs. Kansas State in LV (11/23/17)

ROMELLO WHITE DOUBLE-DOUBLES (8)

- 18/11 vs. Princeton (12/29/18)**
- 19/14 vs. Texas Southern (12/1/18)**
- 13/11 vs. California (3/1/18)
- 10/14 at Washington (2/1/18)
- 10/11 at Colorado (1/4/18)
- 16/13 vs. USF (2/2/17)
- 14/11 vs. UC Irvine (11/9/17)
- 16/15 vs. San Diego State (11/14/17)

ZYLAN CHEATHAM

ASU DOUBLE-DOUBLES (11)

- 24/10 at Utah (2/16)
- 12/10 at Colorado (2/13/19)
- 11/22 vs. Arizona (1/31/19)
- 10/14 at USC (1/26/19)
- 10/13 vs. Oregon State (1/17/19)
- 13/11 vs. #1 Kansas (12/22/18)
- 10/10 at Georgia (12/15/18)
- 13/10 vs. #6 Nevada (12/7/18)
- 14/13/10 vs. Texas Southern (12/1/18)
- 13/12/9 vs. Omaha (11/28/18)
- 16/12/6 vs. McNeese State (11/9/18)

COACH AS A PLAYER: Coach Hurley's Duke career has been talked about a lot. His 145 assists (in 20 games) is a NCAA Tournament record. Here is a numbers breakdown:

.583: In the 1992 Final Four, Coach made 7-of-12 three pointers en route to the Most Outstanding Player honors.

.667: In the April 4, 1992 Final Four game vs. Indiana, Coach went 6-of-9 from the three-point stripe.

2: In addition to 1992 Most Outstanding Player honors, Coach also earned 1991 All-Tournament Team honors.

9: In the 1991 title game vs. Kansas on April 1, he posted nine assists.

16: In the 1991 Final Four he posted 16 asissts.

119: Coach Hurley went 119-26 (.821) in his four years at Duke.

18-2: Coach Hurley went 18-2 in his NCAA Tournament career.

3-PTERS IN TOURNAMENT CAREER

47, Lee Humphrey, Florida, 2004-07 (15)

43, Shelvin Mack, Butler, 2009-11 (13)

42, Bobby Hurley, Duke, 1990-93 (20)

NCAA TOURNAMENT GAMES

23, Christian Laettner, Duke, 1989-92

22, Greg Koubek, Duke, 1988-91

22, Brian Davis, Duke, 1989-92

21, Wayne Turner, Kentucky, 1996-99

20, Thomas Hill, Duke, 1990-93

20, Bobby Hurley, Duke, 1990-93

20, Grant Hill, Duke, 1991-94

20, Antonio Lang, Duke, 1991-94

TAESHON CHERRY

DOUBLE FIGURE GAMES

19 vs. Nebraska-Omaha (11/28/18)

15 vs. Oregon (1/19/19)

15 vs. Utah State (11/21/18)

14 vs. Texas Southern (12/1/18)

12 vs. Oregon State (1/17/19)

FTS: ASU has made some solid free throws late to seal wins...it was 20-of-24 (.833) at Utah, including 17-of-19 (.895) in the second half...15-of-19 (.789) in the second half and overtime vs. Arizona...Rob Edwards hit two with 12 seconds left in 70-67 win over Oregon State to give ASU the three-point lead on Jan. 17...in come-from behind win at Cal, it was 13-of-16 in the second half...made 6-of-8 in final five minutes against Kansas, including two by Rob Edwards with six seconds left to make it a two-possession game...nine of final 11 in second half at Georgia...10-14 in final 4:03 vs. Utah State, including six straight in two-minute stretch after USU buckets...Remy Martin made two with 10 seconds left to make it five-point lead over Mississippi State as ASU made all six in second half...made 8-of-10 in second OT against CSF.

PLAYING FOLKS: Bobby Hurley has made the attempt to play some folks. In his first year after looking at an inherited schedule that included tilts vs. NC State/Marquette in Brooklyn, at Creighton, at UNLV and No. 18 Texas A&M, he put the wheels in motion to make it even better by playing at Kentucky and filled a holiday break hole that could have been a yawner with Stephen F. Austin. In 2016-17, ASU played No. 1 Kentucky in the Bahamas, Purdue in NYC, at San Diego State and vs. No. 9 Creighton. Last year besides Kansas ASU played Xavier and hosted 2017 NCAA Tournament product Vanderbilt. Kansas this year was the sixth top-10 non-conference opponent Coach Hurley played in his four years. ASU faced one in the previous 17 seasons.

ASU REGULAR SEASON OOC GAMES VS. TOP-10 TEAMS UNDER BOBBY HURLEY

#18 ASU 80, #1 Kansas 76 (Dec. 22, 2018)

#6 Nevada 72, ASU 66 at STAPLES Center (Dec. 7, 2018)

ASU 95 @#2 Kansas 85 (Dec. 10, 2017)

#9 Creighton 96, ASU 85 (Dec. 20, 2016)

#1 Kentucky 115, ASU 69 (Nov. 28, 2016 at Bahamas)

@#5 Kentucky 72, ASU 58 (Dec. 12, 2015)

VS. RANKED TEAMS: ASU has defeated six ranked teams in Bobby Hurley's tenure, including five out of conference and three of them away from home. The Nov. 24, 2017, Xavier win was the highest ranked OOC team ASU had topped since it beat No. 7 Maryland in the 1994 Maui Invitational...until it won at #2 Kansas on Dec. 10. ASU followed that up with a Nov. 19 win over No. 15 Mississippi State this year and its second win over No. 1 in school history on Dec. 22.

ASU WINS VS. RANKED TEAMS UNDER BOBBY HURLEY

#18 ASU 80, #1 Kansas 76 (Dec. 22, 2018)

ASU 72, #15 Mississippi State 67 (Nov. 19, 2018/Las Vegas)

#16 ASU 95, at #2 Kansas 85 (Dec. 10, 2017)

ASU 102, #15 Xavier 86 (Nov. 24, 2017/Las Vegas)

ASU 74, #23 USC 67 (Feb. 12, 2016)

ASU 67, #18 Texas A&M 54 (Dec. 5, 2015)

REMY!!!: The Pac-12 Sixth Man of the Year returned for first time since 1987 in 2017-18 and freshman Remy Martin shared the award with CU's Devon Collier. Martin – with zero starts – averaged 9.6 points, had 94 assists and was 71-of-94 (.755) from the free throw line in 23.8 minutes per game. He had 20 double-figure scoring games (15 of final 21) and had a season-best 21 at No. 2 Kansas. At WSU on Feb. 4, he had all 10 points in the final 6:20 as ASU outscored WSU 19-9 in final seven minutes. He injured his ankle on Oct. 10 and reinjured it on Nov. 21 vs. Utah State, as he missed the Omaha and Texas Southern games.

REMY MARTIN 20+ SCORING GAMES

31 vs. Arizona (1/31/19)

24 at California (1/9/19)

22 vs. Utah (1/3/19)

21 at Georgia (12/15/18)

21 at #2 Kansas (12/10/17)

20 vs. Colorado at Las Vegas (3/7/18)

REFRESH: ASU's top three scorers are gone, but ASU returned six lettermen, a pair of high-level transfers and notched a top-20 recruiting class. Last year third-year coach Bobby Hurley and the Sun Devils were the final undefeated team (12-0), beat No. 1 seeds Xavier and Kansas and went 5-2 against NCAA Tournament teams. ASU averaged 10,603 fans, topping the 9,514 school record set in 1995-96.

TALENT UPGRADE: From 2002-16, ASU signed six top-85 players according to 247Sports/Scout.com. At times ASU has had a five-man lineup on the floor this year alone with top-85 recruits in Remy Martin (77) Lugentz Dort (33) and Kimani Lawrence (58) in the backcourt and Taeshon Cherry (29) and Romello White (81) underneath.

TOP-85 247SPORTS/SCOUT.COM ASU SIGNEES (2002-2018)

- 23. James Harden, 2007
- 29. Taeshon Cherry, 2018
- 33. Lugentz Dort, 2018
- 34. Jahii Carson, 2011
- 41. Sam Cunliffe, 2016
- 55. Ike Diogu, 2002
- 58. Kimani Lawrence, 2017
- 77. Remy Martin, 2017
- 79. Keala King, 2010
- 81. Romello White, 2016

WHAT HAS CHANGED: The 2017-18 season saw a lot of upgrades for Sun Devil basketball beyond the NCAA Tournament appearance as attendance records were busted and it won a dozen straight for just the second time in school history. Below is a list of what was truth last year in the fall and what ASU can flash the fork about now.

LAST YEAR AT THIS TIME / #FORKSUP NOW

- 5,807 attendance in BH first year / 10,603 in third year (school record)
- 11-game win streak in 1980-81 was awesome / 12-0 start last year was better
- 8-22 in road OOC games prior to CBH / now 5-2 under Bobby Hurley
- Averaged 80+ points twice in Pac-12 history / 82.7 last year led Pac-12

HALF: ASU has 20 wins (nine on the road) when trailing at the half under Bobby Hurley, after going 12-64 (.157) the previous five seasons. It did it seven times in 2017-18 and did it this year at Georgia, vs. No. 1 Kansas, at California, at UCLA and vs. Cal in Tempe.

20 HALFTIME DEFICIT WINS UNDER COACH HURLEY

- (-6) California 34, ASU 28/Feb. 24, 2019/ASU 69, California 59
- (-1) @UCLA 44, ASU 43/Jan. 24, 2019/ASU 84, @UCLA 73
- (-2) @California 35, ASU 33/Jan. 9, 2019/ASU 80, @California 66
- (-8) #1 Kansas 39, #18 ASU 31/Dec. 22, 2018/#18 ASU 80, #1 Kansas 76
- (-14) @Georgia 47, #20 ASU 33/Dec. 15, 2018/#20 ASU 76, @Georgia 74
- (-4) USC 37, ASU 33/Feb. 8, 2018/ASU 80, USC 77
- (-1) Oregon State 34, ASU 33/Jan. 13, 2018/ASU 77, OSU 75
- (-1) @Utah 36, ASU 35/Jan. 7, 2018/ASU 80, @Utah 77
- (-3) @#2 Kansas 40, #16 ASU 37/Dec. 10, 2017/#16 ASU 95, @KU 85
- (-2) #15 Xavier 46, ASU 44/Nov. 24, 2017/ASU 102, #15 Xavier 86
- (-2) Kansas State 44, ASU 42/Nov. 23, 2017/ASU 92, KSU 90
- (-6) SDSU 40, ASU 34/Nov. 14, 2017/ASU 90, SDSU 68
- (-1) USC 48, ASU 47/Feb. 26, 2017/ASU 83, USC 82
- (-2) @UW 41, ASU 39/Feb. 16, 2017/ASU 83, @UW 81
- (-1) Stanford 33, ASU 32/Feb. 11, 2017/ASU 75, Stanford 69
- (-7) @SDSU 32, ASU 25/Dec. 10, 2016/ASU 74, @SDSU 63
- (-3) #23 USC 30, ASU 27/Feb. 12, 2016/ASU 74, USC 67
- (-12) @UNLV 37, ASU 25/Dec. 16, 2015/ASU 66, @UNLV 56
- (-8) @Creighton 41, ASU 33/Dec. 2, 2015/ASU 79, @Creighton 77
- (-2) UCSB 29, ASU 27/Nov. 29, 2015/ASU 70, UCSB 67

THREE-POINT NOTE

The last time ASU didn't make a three-pointer was Feb. 10, 2001 - 89-57 win over Washington in Tempe - 587 game streak entering this year.

ASU OOC WINS VS. RANKED TEAMS PAC-10/12 ERA

- √ #18 ASU 80, #1 Kansas 76
Dec. 22, 2018/Bobby Hurley
- √ ASU 72, #15 Mississippi State 67
Nov. 19, 2018 at Las Vegas/Bobby Hurley
- √ #16 ASU 95, @#2 Kansas 85
Dec. 10, 2017/Bobby Hurley
- √ ASU 102, #15 Xavier 86
Nov. 24, 2017 at Las Vegas/Bobby Hurley
- √ ASU 67, #18 Texas A&M 54
Dec. 5, 2015/Bobby Hurley
- √ ASU 79, #25 Marquette 77
Nov. 25, 2013/Herb Sendek
- √ ASU 77, #17 Xavier 55
Dec. 15, 2007/Herb Sendek
- √ ASU 97, #7 Maryland 90
Nov. 23, 1994 at Maui/Bill Frieder
- √ ASU 79, #13 Michigan 62
Nov. 22, 1994 at Maui/Bill Frieder
- √ #14 ASU 71, #7 Ohio State 58
Dec. 20, 1980/Ned Wulk
- √ ASU 96, #12 Iowa 88
Dec. 6, 1980/Ned Wulk

SUN DEVIL LEADERS

(INCLUDES SHARED/THEN CAREER)

SCORING: Dort (11), Martin (6/7), Lawrence (1), Cherry (1), White (3), Edwards (4), Cheatham (1)

REBOUNDS: Dort (4), White (4/16), Lake (1/8), Mitchell (0/6), Cheatham (19), Edwards (1)

ASSISTS: Mitchell (0/5), Martin (16/22), White (0/2), Cheatham (10), Dort (1)

DE'QUON LAKE DOUBLE-DOUBLES (2)

- 11/12 vs. Kansas State (11/23/17)
- 17/10 vs. Northern Arizona (11/17/17)

RUN AND JUMP: Best approach vertical on the team is Zylan Cheatham at 41.5 inches, with Remy Martin not far behind at 40 inches.

2018-19 @SunDevilHoops
Arizona State Combined Team Statistics (as of Feb 24, 2019)
All games

Overall record: 19-8 Conf: 10-5 Home: 13-3 Away: 4-4 Neutral: 2-1

##	Player	gp-gs	min	avg	Total		3-Point		F-Throw		Rebounds				pf	dq	a	to	blk	stl	pts	avg
					fg-fga	fg%	3fg-fga	3fg%	ft-fa	ft%	off	def	tot	avg								
00	Dort,Luguentz	27-26	853	31.6	142-350	.406	41-137	.299	118-171	.690	38	85	123	4.6	80	4	67	85	7	40	443	16.4
01	Martin,Remy	25-21	841	33.6	110-273	.403	37-114	.325	67-93	.720	15	63	78	3.1	29	0	129	49	1	34	324	13.0
45	Cheatham,Zylan	27-27	870	32.2	111-210	.529	9-21	.429	84-137	.613	65	226	291	10.8	74	1	94	83	20	23	315	11.7
02	Edwards,Rob	21-15	605	28.8	75-209	.359	42-106	.396	49-59	.831	7	58	65	3.1	44	0	28	21	5	20	241	11.5
14	Lawrence,Kimani	27-15	668	24.7	84-204	.412	28-91	.308	55-73	.753	31	70	101	3.7	72	1	33	39	7	16	251	9.3
23	White,Romello	27-26	671	24.9	91-150	.607	0-0	.000	58-99	.586	66	80	146	5.4	83	4	8	36	15	11	240	8.9
35	Cherry,Taeshon	24-3	444	18.5	56-140	.400	37-100	.370	10-14	.714	14	56	70	2.9	62	2	9	12	6	15	159	6.6
32	Lake,De'Quon	26-2	343	13.2	48-63	.762	0-0	.000	23-38	.605	43	61	104	4.0	64	2	3	22	20	4	119	4.6
03	Mitchell,Mickey	6-0	53	8.8	5-7	.714	1-1	1.000	1-8	.125	6	10	16	2.7	7	0	6	6	0	1	12	2.0
05	Feit,Kyle	4-0	5	1.3	2-3	.667	1-2	.500	0-0	.000	0	2	2	0.5	1	0	0	1	0	0	5	1.3
11	Valtonen,Elias	17-0	60	3.5	5-9	.556	4-8	.500	2-2	1.000	1	3	4	0.2	6	0	1	4	2	2	16	0.9
24	Salzman,Jordan	4-0	5	1.3	0-2	.000	0-0	.000	2-2	1.000	0	0	0	0.0	0	0	0	0	0	1	2	0.5
10	Shibel,Vitaliy	12-0	45	3.8	2-8	.250	2-6	.333	0-0	.000	2	3	5	0.4	11	0	0	3	0	1	6	0.5
25	Fogerty,Grant	5-0	5	1.0	1-1	1.000	0-0	.000	0-0	.000	0	0	0	0.0	0	0	1	0	0	0	2	0.4
31	Thompson,Trevor	4-0	5	1.3	0-1	.000	0-0	.000	0-0	.000	0	0	0	0.0	1	0	0	1	0	1	0	0.0
21	Roggin,Jack	2-0	2	1.0	0-0	.000	0-0	.000	0-0	.000	0	0	0	0.0	2	0	0	0	0	0	0	0.0
Team											54	50	104		2		11					
Total.....		27	5475		732-1630	.449	202-586	.345	469-696	.674	342	767	1109	41.1	538	14	379	373	83	169	2135	79.1
Opponents.....		27	5475		650-1590	.409	234-699	.335	439-614	.715	265	678	943	34.9	583	15	363	378	88	175	1973	73.1

TEAM STATISTICS	ASU	OPP	Date	Opponent	Score	Att.
SCORING	2135	1973	11/6/18	CSU FULLERTON	Wo2 102-94	9145
Points per game	79.1	73.1	11/9/18	MCNEESE STATE	w 80-52	8515
Scoring margin	+6.0	-	11/12/18	LONG BEACH STATE	w 90-58	8818
FIELD GOALS-ATT	732-1630	650-1590	11/19/18	vs Mississippi State	w 72-67	2507
Field goal pct	.449	.409	11/21/18	vs Utah State	w 87-82	3157
3 POINT FG-ATT	202-586	234-699	11/28/18	NEBRASKA OMAHA	w 89-71	6951
3-point FG pct	.345	.335	12/01/18	TEXAS SOUTHERN	w 83-71	10085
3-pt FG made per game	7.5	8.7	12/07/18	vs Nevada	L 66-72	7235
FREE THROWS-ATT	469-696	439-614	12/15/18	at Georgia	w 76-74	9028
Free throw pct	.674	.715	12/17/18	at Vanderbilt	L 65-81	9271
F-Throws made per game	17.4	16.3	12/22/18	KANSAS	w 80-76	14592
REBOUNDS	1109	943	12/29/18	PRINCETON	L 66-67	10030
Rebounds per game	41.1	34.9	* 01/03/19	UTAH	L 86-96	9128
Rebounding margin	+6.1	-	* 01/05/19	COLORADO	w 83-61	10003
ASSISTS	379	363	* 01/09/19	at California	w 80-66	5827
Assists per game	14.0	13.4	* 01/12/19	at Stanford	L 71-85	3969
TURNOVERS	373	378	* 01/17/19	OREGON STATE	w 70-67	9705
Turnovers per game	13.8	14.0	* 01/19/19	OREGON	w 78-64	12751
Turnover margin	+0.2	-	* 01/24/19	at UCLA	w 84-73	7555
Assist/turnover ratio	1.0	1.0	* 01/26/19	at Southern California	L 67-69	5111
STEALS	169	175	* 01-31-19	ARIZONA	Wot 95-88	14731
Steals per game	6.3	6.5	* 02/07/19	WASHINGTON STATE	L 70-91	9517
BLOCKS	83	88	* 02/09/19	WASHINGTON	w 75-63	12686
Blocks per game	3.1	3.3	* 02/13/19	at Colorado	L 73-77	6273
ATTENDANCE	168602	72518	* 02/16/19	at Utah	w 98-87	12585
Home games-Avg/Game	16-10538	8-7452	* 02/20/19	STANFORD	w 80-62	10327
Neutral site-Avg/Game	-	3-4300	* 02/24/19	CALIFORNIA	w 69-59	11618

* = Conference game

Score by Periods	1st	2nd	OT	OT2	Totals
Arizona State	990	1114	18	13	2135
Opponents	913	1044	11	5	1973

2018-19 @SunDevilHoops
Arizona State Combined Team Statistics (as of Feb 24, 2019)
Conference games

RECORD:	OVERALL	HOME	AWAY	NEUTRAL
ALL GAMES	10-5	7-2	3-3	0-0
CONFERENCE	10-5	7-2	3-3	0-0
NON-CONFERENCE	0-0	0-0	0-0	0-0

##	Player	gp-gs	min	avg	Total		3-Point		F-Throw		Rebounds				pf	dq	a	to	blk	stl	pts	avg
					fg-fga	fg%	3fg-fga	3fg%	ft-fa	ft%	off	def	tot	avg								
00	Dort,Luquentz	15-14	452	30.1	74-171	.433	21-79	.266	57-79	.722	19	39	58	3.9	46	4	38	48	5	20	226	15.1
01	Martin,Remy	15-13	524	34.9	70-158	.443	31-77	.403	31-46	.674	8	35	43	2.9	19	0	95	29	0	21	202	13.5
02	Edwards,Rob	15-14	459	30.6	59-153	.386	33-82	.402	36-45	.800	6	43	49	3.3	30	0	21	19	4	15	187	12.5
45	Cheatham,Zylan	15-15	483	32.2	65-122	.533	7-11	.636	42-68	.618	37	133	170	11.3	39	0	48	48	9	12	179	11.9
23	White,Romello	15-14	378	25.2	52-86	.605	0-0	.000	26-49	.531	35	41	76	5.1	47	3	2	22	6	7	130	8.7
14	Lawrence,Kimani	15-3	308	20.5	36-85	.424	10-41	.244	26-38	.684	16	36	52	3.5	44	0	11	18	3	8	108	7.2
35	Cherry,Taeshon	12-0	188	15.7	24-66	.364	20-54	.370	2-4	.500	8	23	31	2.6	34	2	3	7	2	6	70	5.8
32	Lake,De'Quon	14-2	169	12.1	23-30	.767	0-0	.000	13-23	.565	20	28	48	3.4	26	0	0	5	8	1	59	4.2
11	Valtonen,Elias	10-0	37	3.7	5-8	.625	4-7	.571	0-0	.000	0	3	3	0.3	5	0	1	3	0	2	14	1.4
24	Salzman,Jordan	2-0	3	1.5	0-0	.000	0-0	.000	2-2	1.000	0	0	0	0.0	0	0	0	0	0	1	2	1.0
25	Fogerty,Grant	3-0	3	1.0	1-1	1.000	0-0	.000	0-0	.000	0	0	0	0.0	0	0	1	0	0	0	2	0.7
10	Shibel,Vitaliy	7-0	16	2.3	0-2	.000	0-1	.000	0-0	.000	0	0	0	0.0	4	0	0	2	0	1	0	0.0
31	Thompson,Trevor	3-0	4	1.3	0-1	.000	0-0	.000	0-0	.000	0	0	0	0.0	1	0	0	1	0	1	0	0.0
21	Roggin,Jack	1-0	1	1.0	0-0	.000	0-0	.000	0-0	.000	0	0	0	0.0	2	0	0	0	0	0	0	0.0
Team											25	26	51		1		8					
Total.....		15	3025		409-883	.463	126-352	.358	235-354	.664	174	407	581	38.7	298	9	220	210	37	95	1179	78.6
Opponents.....		15	3025		366-875	.418	135-383	.352	241-342	.705	158	368	526	35.1	312	4	212	206	46	109	1108	73.9

TEAM STATISTICS	ASU	OPP	Date	Opponent	Score	Att.
SCORING	1179	1108	*	01/03/19	UTAH	L 86-96 9128
Points per game	78.6	73.9	*	01/05/19	COLORADO	w 83-61 10003
Scoring margin	+4.7	-	*	01/09/19	at California	w 80-66 5827
FIELD GOALS-ATT	409-883	366-875	*	01/12/19	at Stanford	L 71-85 3969
Field goal pct	.463	.418	*	01/17/19	OREGON STATE	w 70-67 9705
3 POINT FG-ATT	126-352	135-383	*	01/19/19	OREGON	w 78-64 12751
3-point FG pct	.358	.352	*	01/24/19	at UCLA	w 84-73 7555
3-pt FG made per game	8.4	9.0	*	01/26/19	at Southern California	L 67-69 5111
FREE THROWS-ATT	235-354	241-342	*	01-31-19	ARIZONA	Wot 95-88 14731
Free throw pct	.664	.705	*	02/07/19	WASHINGTON STATE	L 70-91 9517
F-Throws made per game	15.7	16.1	*	02/09/19	WASHINGTON	w 75-63 12686
REBOUNDS	581	526	*	02/13/19	at Colorado	L 73-77 6273
Rebounds per game	38.7	35.1	*	02/16/19	at Utah	w 98-87 12585
Rebounding margin	+3.7	-	*	02/20/19	STANFORD	w 80-62 10327
ASSISTS	220	212	*	02/24/19	CALIFORNIA	w 69-59 11618
Assists per game	14.7	14.1				
TURNOVERS	210	206				
Turnovers per game	14.0	13.7				
Turnover margin	-0.3	-				
Assist/turnover ratio	1.0	1.0				
STEALS	95	109				
Steals per game	6.3	7.3				
BLOCKS	37	46				
Blocks per game	2.5	3.1				
ATTENDANCE	100466	41320				
Home games-Avg/Game	9-11163	6-6887				
Neutral site-Avg/Game	-	0-0				

* = Conference game

Score by Periods	1st	2nd	OT	Totals
Arizona State	561	606	12	1179
Opponents	531	572	5	1108

2018-19 @SunDevilHoops
Arizona State Points-Rebounds-Assists (as of Feb 24, 2019)
All games

Opponent	Date	Score		00 DORT,LUGUE	01 MARTIN,REM	02 EDWARDS,RO	03 MITCHELL,M	10 SHIBEL,VIT	11 VALTONEN,E	14 LAWRENCE,K
CSU FULLERTON	11/6/18	102-94	w	28-9-1	8-5-3	14-6-2	2-1-0	DNP	0-0-0	16-6-2
MCNEESE STATE	11/9/18	80-52	w	25-2-1	6-3-5	DNP	1-3-1	0-2-0	0-0-0	16-6-1
LONG BEACH STATE	11/12/18	90-58	w	12-12-4	15-2-5	DNP	5-6-3	0-2-0	2-1-0	13-3-2
vs Mississippi State	11/19/18	72-67	w	17-9-2	16-2-7	DNP	0-0-0	DNP	DNP	22-5-1
vs Utah State	11/21/18	87-82	w	33-7-4	13-2-0	DNP	2-2-0	DNP	DNP	10-2-2
NEBRASKA OMAHA	11/28/18	89-71	w	19-5-4	DNP	DNP	DNP	3-0-0	0-0-0	18-4-5
TEXAS SOUTHERN	12/01/18	83-71	w	18-2-2	DNP	DNP	DNP	3-1-0	0-0-0	13-8-5
vs Nevada	12/07/18	66-72	L	24-4-0	5-4-4	0-2-0	2-4-2	DNP	DNP	8-1-1
at Georgia	12/15/18	76-74	w	12-4-1	21-8-5	0-2-0	DNP	0-0-0	0-0-0	8-0-0
at Vanderbilt	12/17/18	65-81	L	10-1-3	9-3-1	14-0-3	DNP	DNP	DNP	7-8-1
KANSAS	12/22/18	80-76	w	13-4-5	10-4-4	15-4-1	DNP	DNP	DNP	7-3-1
PRINCETON	12/29/18	66-67	L	6-6-2	19-2-0	11-2-1	DNP	DNP	0-0-0	5-3-1
UTAH	01/03/19	86-96	L	14-2-4	22-3-6	14-3-1	DNP	0-0-0	0-0-0	2-3-1
COLORADO	01/05/19	83-61	w	14-4-2	0-3-8	9-3-3	DNP	DNP	0-0-1	11-3-2
at California	01/09/19	80-66	w	13-2-3	24-2-8	13-6-2	DNP	DNP	DNP	3-4-1
at Stanford	01/12/19	71-85	L	16-2-0	8-3-1	13-2-3	DNP	0-0-0	3-0-0	10-6-0
OREGON STATE	01/17/19	70-67	w	9-3-3	10-2-3	13-3-2	DNP	DNP	DNP	5-1-1
OREGON	01/19/19	78-64	w	12-2-5	11-3-8	8-2-1	DNP	0-0-0	DNP	10-4-1
at UCLA	01/24/19	84-73	w	16-4-1	15-1-11	10-3-0	DNP	0-0-0	DNP	15-5-1
at Southern California	01/26/19	67-69	L	9-6-0	10-5-7	6-4-0	DNP	0-0-0	3-1-0	10-4-2
ARIZONA	01-31-19	95-88	w	15-4-6	31-1-8	19-1-0	DNP	DNP	DNP	2-0-0
WASHINGTON STATE	02/07/19	70-91	L	22-4-1	9-4-8	6-4-0	DNP	0-0-0	6-0-0	13-8-0
WASHINGTON	02/09/19	75-63	w	15-5-6	13-2-5	12-8-0	DNP	DNP	0-1-0	7-2-0
at Colorado	02/13/19	73-77	L	21-4-2	9-4-6	4-1-2	DNP	DNP	0-1-0	9-3-0
at Utah	02/16/19	98-87	w	17-5-2	16-3-5	28-2-2	DNP	0-0-0	2-0-0	2-3-1
STANFORD	02/20/19	80-62	w	11-5-1	16-5-6	16-5-4	DNP	DNP	0-0-0	7-3-0
CALIFORNIA	02/24/19	69-59	w	22-6-2	8-2-5	16-2-1	DNP	DNP	0-0-0	2-3-1

Opponent	Date	Score		23 WHITE,ROME	24 SALZMAN,JO	25 FOGERTY,GR	32 LAKE,DE'QU	35 CHERRY,TAE	45 CHEATHAM,Z
CSU FULLERTON	11/6/18	102-94	w	10-6-0	DNP	DNP	9-9-0	3-5-0	12-9-3
MCNEESE STATE	11/9/18	80-52	w	1-2-0	0-0-0	0-0-0	7-5-0	6-3-1	16-12-6
LONG BEACH STATE	11/12/18	90-58	w	12-9-1	0-0-0	0-0-0	10-7-0	6-5-1	12-9-1
vs Mississippi State	11/19/18	72-67	w	1-5-1	DNP	DNP	4-5-2	0-2-1	12-9-1
vs Utah State	11/21/18	87-82	w	3-5-0	DNP	DNP	3-3-1	15-2-0	8-3-6
NEBRASKA OMAHA	11/28/18	89-71	w	8-3-0	DNP	DNP	9-11-0	19-4-1	13-12-9
TEXAS SOUTHERN	12/01/18	83-71	w	19-14-1	DNP	DNP	2-0-0	14-4-0	14-13-10
vs Nevada	12/07/18	66-72	L	2-3-1	DNP	DNP	6-2-0	6-4-1	13-10-4
at Georgia	12/15/18	76-74	w	16-2-1	DNP	DNP	4-3-0	5-3-0	10-10-1
at Vanderbilt	12/17/18	65-81	L	9-5-0	DNP	DNP	0-3-0	7-4-1	9-14-0
KANSAS	12/22/18	80-76	w	11-5-1	DNP	DNP	3-3-0	8-2-0	13-11-1
PRINCETON	12/29/18	66-67	L	18-11-0	DNP	DNP	3-5-0	0-1-0	4-9-4
UTAH	01/03/19	86-96	L	7-7-0	DNP	DNP	5-6-0	5-2-0	17-5-3
COLORADO	01/05/19	83-61	w	19-8-1	DNP	DNP	12-7-0	6-2-2	12-7-5
at California	01/09/19	80-66	w	7-4-0	DNP	DNP	3-4-0	0-3-0	17-6-2
at Stanford	01/12/19	71-85	L	3-5-0	2-0-0	2-0-1	4-4-0	2-2-0	8-12-4
OREGON STATE	01/17/19	70-67	w	11-8-0	DNP	DNP	0-2-0	12-6-0	10-13-6
OREGON	01/19/19	78-64	w	5-4-0	DNP	DNP	0-1-0	15-1-1	17-9-1
at UCLA	01/24/19	84-73	w	6-6-0	DNP	DNP	8-2-0	5-3-0	9-20-5
at Southern California	01/26/19	67-69	L	11-7-0	DNP	DNP	8-6-0	DNP	10-14-1
ARIZONA	01-31-19	95-88	w	13-4-1	DNP	DNP	4-3-0	0-2-0	11-22-3
WASHINGTON STATE	02/07/19	70-91	L	4-1-0	DNP	0-0-0	2-2-0	DNP	8-16-2
WASHINGTON	02/09/19	75-63	w	17-8-0	DNP	DNP	2-2-0	DNP	9-9-7
at Colorado	02/13/19	73-77	L	10-3-0	DNP	DNP	0-1-0	8-3-0	12-10-1
at Utah	02/16/19	98-87	w	6-5-0	DNP	DNP	DNP	3-2-0	24-10-3
STANFORD	02/20/19	80-62	w	9-4-0	0-0-0	0-0-0	3-4-0	11-2-0	7-5-2
CALIFORNIA	02/24/19	69-59	w	2-2-0	DNP	DNP	8-4-0	3-3-0	8-12-3

2018-19 @SunDevilHoops
Arizona State Combined Team Statistics (as of Feb 24, 2019)
PAST 5

RECORD:	OVERALL	HOME	AWAY	NEUTRAL
ALL GAMES	4-1	3-0	1-1	0-0
CONFERENCE	4-1	3-0	1-1	0-0
NON-CONFERENCE	0-0	0-0	0-0	0-0

##	Player	gp-gs	min	avg	Total		3-Point		F-Throw		Rebounds				pf	dq	a	to	blk	stl	pts	avg
					fg-fga	fg%	3fg-fga	3fg%	ft-fa	ft%	off	def	tot	avg								
00	Dort,Luquentz	5-5	146	29.2	25-53	.472	10-26	.385	26-30	.867	9	16	25	5.0	14	1	13	14	3	9	86	17.2
02	Edwards,Rob	5-5	158	31.6	27-51	.529	10-23	.435	12-16	.750	2	16	18	3.6	11	0	9	2	0	5	76	15.2
01	Martin,Remy	5-5	183	36.6	20-46	.435	8-22	.364	14-23	.609	4	12	16	3.2	3	0	27	9	0	9	62	12.4
45	Cheatham,Zylan	5-5	147	29.4	21-46	.457	2-2	1.000	16-24	.667	7	39	46	9.2	15	0	16	20	4	5	60	12.0
23	White,Romello	5-4	132	26.4	19-31	.613	0-0	.000	6-13	.462	11	11	22	4.4	19	2	0	8	2	0	44	8.8
35	Cherry,Taeshon	4-0	70	17.5	9-22	.409	7-19	.368	0-0	.000	2	8	10	2.5	13	1	0	3	1	0	25	6.3
14	Lawrence,Kimani	5-0	94	18.8	11-19	.579	5-11	.455	0-1	.000	3	11	14	2.8	13	0	2	7	2	0	27	5.4
32	Lake,De'Quon	4-1	45	11.3	5-6	.833	0-0	.000	3-6	.500	3	8	11	2.8	8	0	0	2	3	1	13	3.3
11	Valtonen,Elias	5-0	14	2.8	1-1	1.000	0-0	.000	0-0	.000	0	2	2	0.4	2	0	0	1	0	0	2	0.4
10	Shibel,Vitaliy	1-0	7	7.0	0-1	.000	0-1	.000	0-0	.000	0	0	0	0.0	1	0	0	0	0	0	0	0.0
24	Salzman,Jordan	1-0	1	1.0	0-0	.000	0-0	.000	0-0	.000	0	0	0	0.0	0	0	0	0	0	0	0	0.0
25	Fogerty,Grant	1-0	1	1.0	0-0	.000	0-0	.000	0-0	.000	0	0	0	0.0	0	0	0	0	0	0	0	0.0
31	Thompson,Trevor	1-0	1	1.0	0-0	.000	0-0	.000	0-0	.000	0	0	0	0.0	0	0	0	0	0	0	0	0.0
21	Roggin,Jack	1-0	1	1.0	0-0	.000	0-0	.000	0-0	.000	0	0	0	0.0	2	0	0	0	0	0	0	0.0
Team											10	6	16				3					
Total.....		5	1000		138-276	.500	42-104	.404	77-113	.681	51	129	180	36.0	101	4	67	69	15	29	395	79.0
Opponents.....		5	1000		118-276	.428	34-114	.298	78-118	.661	53	107	160	32.0	101	1	61	72	18	34	348	69.6

TEAM STATISTICS	ASU	OPP	Date	Opponent	Score	Att.
SCORING	395	348	*	02/09/19	WASHINGTON	W 75-63 12686
Points per game	79.0	69.6	*	02/13/19	at Colorado	L 73-77 6273
Scoring margin	+9.4	-	*	02/16/19	at Utah	W 98-87 12585
FIELD GOALS-ATT	138-276	118-276	*	02/20/19	STANFORD	W 80-62 10327
Field goal pct	.500	.428	*	02/24/19	CALIFORNIA	W 69-59 11618
3 POINT FG-ATT	42-104	34-114	* = Conference game			
3-point FG pct	.404	.298				
3-pt FG made per game	8.4	6.8				
FREE THROWS-ATT	77-113	78-118				
Free throw pct	.681	.661				
F-Throws made per game	15.4	15.6				
REBOUNDS	180	160				
Rebounds per game	36.0	32.0				
Rebounding margin	+4.0	-				
ASSISTS	67	61				
Assists per game	13.4	12.2				
TURNOVERS	69	72				
Turnovers per game	13.8	14.4				
Turnover margin	+0.6	-				
Assist/turnover ratio	1.0	0.8				
STEALS	29	34				
Steals per game	5.8	6.8				
BLOCKS	15	18				
Blocks per game	3.0	3.6				
ATTENDANCE	34631	18858				
Home games-Avg/Game	3-11544	2-9429				
Neutral site-Avg/Game	-	0-0				

Score by Periods	1st	2nd	Totals
Arizona State	183	212	395
Opponents	168	180	348

2018-19 @SunDevilHoops
Arizona State Game-by-Game Highs (as of Feb 24, 2019)
All games

Opponent	Date	Score	Points	Rebounds	Assists	Steals	Blocked shots
CSU FULLERTON	11/6/18	102-94	28-Dort,Luguentz	9-Lake,De'Quon Dort,Luguentz Cheatham,Zylan	3-Cheatham,Zylan Martin,Remy	3-Dort,Luguentz	2-Lake,De'Quon
MCNEESE STATE	11/9/18	80-52	25-Dort,Luguentz	12-Cheatham,Zylan	6-Cheatham,Zylan	3-Dort,Luguentz	3-Lake,De'Quon
LONG BEACH STATE	11/12/18	90-58	15-Martin,Remy	12-Dort,Luguentz	5-Martin,Remy	2-Cheatham,Zylan Martin,Remy	2-Cheatham,Zylan
vs Mississippi State	11/19/18	72-67	22-Lawrence,Kimani	9-Cheatham,Zylan Dort,Luguentz	7-Martin,Remy	2-Dort,Luguentz	1-White,Romello Cheatham,Zylan
vs Utah State	11/21/18	87-82	33-Dort,Luguentz	7-Dort,Luguentz	6-Cheatham,Zylan	2-Martin,Remy Dort,Luguentz	1-Lake,De'Quon Cheatham,Zylan Cherry,Taeshon
NEBRASKA OMAHA	11/28/18	89-71	19-Cherry,Taeshon Dort,Luguentz	12-Cheatham,Zylan	9-Cheatham,Zylan	3-Dort,Luguentz	2-Lawrence,Kimani
TEXAS SOUTHERN	12/01/18	83-71	19-White,Romello	14-White,Romello	10-Cheatham,Zylan	2-Cheatham,Zylan	1-Lake,De'Quon Cherry,Taeshon White,Romello Lawrence,Kimani Cheatham,Zylan
vs Nevada	12/07/18	66-72	24-Dort,Luguentz	10-Cheatham,Zylan	4-Martin,Remy Cheatham,Zylan	1-Martin,Remy Edwards,Rob Dort,Luguentz Cheatham,Zylan	2-Lake,De'Quon
at Georgia	12/15/18	76-74	21-Martin,Remy	10-Cheatham,Zylan	5-Martin,Remy	3-Martin,Remy	None
at Vanderbilt	12/17/18	65-81	14-Edwards,Rob	14-Cheatham,Zylan	3-Edwards,Rob Dort,Luguentz	1-Edwards,Rob Lake,De'Quon Dort,Luguentz Lawrence,Kimani	1-Cheatham,Zylan
KANSAS	12/22/18	80-76	15-Edwards,Rob	11-Cheatham,Zylan	5-Dort,Luguentz	4-Cherry,Taeshon	2-White,Romello
PRINCETON	12/29/18	66-67	19-Martin,Remy	11-White,Romello	4-Cheatham,Zylan	1-Edwards,Rob Martin,Remy Lake,De'Quon Cheatham,Zylan	3-Cheatham,Zylan White,Romello
UTAH	01/03/19	86-96	22-Martin,Remy	7-White,Romello	6-Martin,Remy	2-Cherry,Taeshon Dort,Luguentz Edwards,Rob	2-Lake,De'Quon Cheatham,Zylan
COLORADO	01/05/19	83-61	19-White,Romello	8-White,Romello	8-Martin,Remy	2-Edwards,Rob Cherry,Taeshon Martin,Remy	1-Cheatham,Zylan
at California	01/09/19	80-66	24-Martin,Remy	6-Cheatham,Zylan Edwards,Rob	8-Martin,Remy	2-Dort,Luguentz	1-Edwards,Rob Cheatham,Zylan
at Stanford	01/12/19	71-85	16-Dort,Luguentz	12-Cheatham,Zylan	4-Cheatham,Zylan	2-Martin,Remy Cheatham,Zylan	1-White,Romello
OREGON STATE	01/17/19	70-67	13-Edwards,Rob	13-Cheatham,Zylan	6-Cheatham,Zylan	2-Dort,Luguentz	1-Lake,De'Quon Cherry,Taeshon
OREGON	01/19/19	78-64	17-Cheatham,Zylan	9-Cheatham,Zylan	8-Martin,Remy	2-Martin,Remy Lawrence,Kimani Cherry,Taeshon	1-Cheatham,Zylan Lawrence,Kimani White,Romello
at UCLA	01/24/19	84-73	16-Dort,Luguentz	20-Cheatham,Zylan	11-Martin,Remy	2-Cheatham,Zylan	1-Edwards,Rob
at Southern California	01/26/19	67-69	11-White,Romello	14-Cheatham,Zylan	7-Martin,Remy	2-Lawrence,Kimani	1-Dort,Luguentz
ARIZONA	01-31-19	95-88	31-Martin,Remy	22-Cheatham,Zylan	8-Martin,Remy	2-Edwards,Rob	2-White,Romello
WASHINGTON STATE	02/07/19	70-91	22-Dort,Luguentz	16-Cheatham,Zylan	8-Martin,Remy	4-Dort,Luguentz	1-Lake,De'Quon Dort,Luguentz
WASHINGTON	02/09/19	75-63	17-White,Romello	9-Cheatham,Zylan	7-Cheatham,Zylan	3-Dort,Luguentz	2-Cheatham,Zylan

2018-19 @SunDevilHoops
 Arizona State Game-by-Game Highs (as of Feb 24, 2019)
 All games

Opponent	Date	Score	Points	Rebounds	Assists	Steals	Blocked shots
at Colorado	02/13/19	73-77	21-Dort,Luguentz	10-Cheatham,Zylan	6-Martin,Remy	2-Edwards,Rob Cheatham,Zylan Dort,Luguentz	1-Lawrence,Kimani Cherry,Taeshon
at Utah	02/16/19	98-87	28-Edwards,Rob	10-Cheatham,Zylan	5-Martin,Remy	3-Martin,Remy	1-Lawrence,Kimani White,Romello Cheatham,Zylan
STANFORD	02/20/19	80-62	16-Edwards,Rob Martin,Remy	5-Dort,Luguentz Edwards,Rob Cheatham,Zylan Martin,Remy	6-Martin,Remy	2-Martin,Remy	2-Dort,Luguentz
CALIFORNIA	02/24/19	69-59	22-Dort,Luguentz	12-Cheatham,Zylan	5-Martin,Remy	2-Martin,Remy Edwards,Rob	2-Lake,De'Quon

2018-19 @SunDevilHoops
Arizona State Team Game-by-Game Comparison (as of Feb 24, 2019)
All games

Opponent	1st	2nd	Score	Mar	Total FG	FG Pct	3-Pointers	3FG Pct	Free Throws	FT Pct	Rebounds	Assist	T/Over	Block	Steal	Fouls
CSU FULLERTON	34/31	49/52	102-94	+8	33-78/34-74	.423/.459	10-26/7-24	.385/.292	26-44/19-26	.591/.731	58/42 +16	11/7	17/17	2/3	3/7	26/36
MCNEESE STATE	33/23	47/29	80-52	+28	27-58/15-47	.466/.319	5-19/5-20	.263/.250	21-27/17-29	.778/.586	43/30 +13	15/10	11/17	6/1	9/1	23/22
LONG BEACH STATE	38/16	52/42	90-58	+32	29-65/17-62	.446/.274	5-16/9-31	.313/.290	27-36/15-24	.750/.625	63/30 +33	17/14	18/16	7/4	7/11	23/27
Mississippi State	39/24	33/43	72-67	+5	26-58/25-69	.448/.362	7-17/8-30	.412/.267	13-18/9-10	.722/.900	40/34 +6	15/16	12/10	2/5	5/6	13/17
Utah State	37/35	50/47	87-82	+5	26-52/25-56	.500/.446	7-14/7-23	.500/.304	28-42/25-33	.667/.758	29/34 (5)	13/15	16/20	3/1	8/6	27/28
NEBRASKA OMAHA	50/40	39/31	89-71	+18	33-64/28-61	.516/.459	8-21/13-26	.381/.500	15-22/2-5	.682/.400	41/27 +14	19/14	13/18	5/2	9/5	13/19
TEXAS SOUTHERN	40/32	43/39	83-71	+12	31-56/24-67	.554/.358	8-25/10-35	.320/.286	13-25/13-22	.520/.591	48/34 +14	18/14	19/7	5/1	4/10	19/22
Nevada	36/24	30/48	66-72	(6)	25-62/25-55	.403/.455	5-20/3-18	.250/.167	11-17/19-24	.647/.792	40/31 +9	13/11	17/11	2/7	4/3	25/15
Georgia	33/47	43/27	76-74	+2	26-64/20-47	.406/.426	4-16/8-22	.250/.364	20-27/26-32	.741/.813	38/34 +4	8/11	12/19	0/7	8/6	23/21
Vanderbilt	28/34	37/47	65-81	(16)	21-65/24-55	.323/.436	7-24/12-28	.292/.429	16-20/21-29	.800/.724	42/39 +3	9/13	10/10	1/4	4/3	19/18
KANSAS	31/39	49/37	80-76	+4	26-63/27-65	.413/.415	8-21/7-28	.381/.250	20-32/15-16	.625/.938	41/40 +1	13/13	11/16	5/5	9/6	12/22
PRINCETON	30/37	36/30	66-67	(1)	20-62/20-57	.323/.351	2-15/10-31	.133/.323	24-32/17-22	.750/.773	45/42 +3	8/13	7/11	8/2	4/2	17/24
UTAH	43/39	43/57	86-96	(10)	30-65/29-57	.462/.509	11-28/16-30	.393/.533	15-25/22-27	.600/.815	34/38 (4)	15/19	9/14	5/3	6/7	18/21
COLORADO	44/26	39/35	83-61	+22	32-56/19-58	.571/.328	7-21/5-26	.333/.192	12-19/18-22	.632/.818	42/28 +14	24/10	16/15	1/4	8/10	19/21
California	33/35	47/31	80-66	+14	28-59/20-52	.475/.385	8-26/8-21	.308/.381	16-23/18-24	.696/.750	34/33 +1	16/8	9/13	2/2	6/2	20/20
Stanford	38/40	33/45	71-85	(14)	28-68/32-60	.412/.533	9-20/9-23	.450/.391	6-17/12-19	.353/.632	43/37 +6	9/18	19/14	1/7	7/9	19/17
OREGON STATE	31/22	39/45	70-67	+3	25-57/22-56	.439/.393	10-25/10-29	.400/.345	10-22/13-20	.455/.650	41/34 +7	15/17	11/10	2/2	3/7	21/19
OREGON	39/39	39/25	78-64	+14	25-49/21-63	.510/.333	11-28/10-31	.393/.323	17-21/12-13	.810/.923	31/38 (7)	17/11	15/15	3/1	6/5	15/22
UCLA	43/44	41/29	84-73	+11	31-69/27-66	.449/.409	7-27/9-25	.259/.360	15-21/10-21	.714/.476	48/40 +8	18/17	17/15	1/2	5/7	21/20
Southern California	38/35	29/34	67-69	(2)	19-62/25-60	.306/.417	7-21/8-26	.333/.308	22-25/11-18	.880/.611	49/35 +14	10/14	15/10	1/2	5/9	17/21
ARIZONA	36/33	47/50	95-88	+7	30-54/27-67	.556/.403	9-19/14-28	.474/.500	26-35/20-27	.743/.741	38/35 +3	18/15	13/9	4/0	5/8	23/26
WASHINGTON STATE	33/50	37/41	70-91	(21)	23-68/26-60	.338/.433	5-33/12-30	.152/.400	19-33/27-33	.576/.818	41/48 (7)	11/22	17/19	2/5	15/11	24/24
WASHINGTON	34/26	41/37	75-63	+12	29-47/21-57	.617/.368	6-17/10-32	.353/.313	11-19/11-20	.579/.550	40/23 +17	18/10	24/17	4/2	6/12	19/22
Colorado	32/32	41/45	73-77	(4)	25-59/28-57	.424/.491	10-23/5-18	.435/.278	13-22/16-21	.591/.762	33/39 (6)	11/16	11/12	2/1	7/4	20/16
Utah	47/42	51/45	98-87	+11	34-63/28-52	.540/.538	10-22/8-23	.455/.348	20-24/23-36	.833/.639	35/29 +6	13/14	10/13	3/8	6/7	26/21
STANFORD	42/34	38/28	80-62	+18	27-52/21-56	.519/.375	9-21/2-21	.429/.095	17-27/18-29	.630/.621	37/34 +3	13/10	13/13	4/2	3/5	24/26
CALIFORNIA	28/34	41/25	69-59	+10	23-55/20-54	.418/.370	7-21/9-20	.333/.450	16-21/10-12	.762/.833	35/35 -	12/11	11/17	2/5	7/6	12/16

Note: Game totals are displayed in the format TEAM/OPPONENT for each category

Individual Career History

Cheatham,Zylan

			Total		3-Point		F-Throws		Rebounds											Scoring	
Season	gp-gs	min/avg	fg-fga	pct	fg-fga	pct	ft-fta	pct	off	def	tot	avg	pf	fo	ast	to	blk	stl	pts	avg	
2015-16*	38-26	791/20.8	93-176	.528	3-17	.176	111-155	.716	62	143	205	5.4	87	2	36	72	26	22	300	7.9	
2016-17*	31-22	726/23.4	95-183	.519	2-12	.167	90-119	.756	69	125	194	6.3	83	2	43	60	18	33	282	9.1	
2018-19	27-27	870/32.2	111-210	.529	9-21	.429	84-137	.613	65	226	291	10.8	74	1	94	83	20	23	315	11.7	
TOTAL	27-27	870/32.2	111-210	.529	9-21	.429	84-137	.613	65	226	291	10.8	74	1	94	83	20	23	315	11.7	
All*	96-75	2387/24.9	299-569	.525	14-50	.280	285-411	.693	196	494	690	7.2	244	5	173	215	64	78	897	9.3	

* Statistics from prior team/school

Edwards,Rob

			Total		3-Point		F-Throws		Rebounds											Scoring	
Season	gp-gs	min/avg	fg-fga	pct	fg-fga	pct	ft-fta	pct	off	def	tot	avg	pf	fo	ast	to	blk	stl	pts	avg	
2015-16*	32-29	994/31.1	130-331	.393	49-124	.395	89-119	.748	21	104	125	3.9	71	0	46	109	1	37	398	12.4	
2016-17*	31-30	964/31.1	167-404	.413	63-178	.354	114-149	.765	29	110	139	4.5	68	0	53	95	5	41	511	16.5	
2018-19	21-15	605/28.8	75-209	.359	42-106	.396	49-59	.831	7	58	65	3.1	44	0	28	21	5	20	241	11.5	
TOTAL	21-15	605/28.8	75-209	.359	42-106	.396	49-59	.831	7	58	65	3.1	44	0	28	21	5	20	241	11.5	
All*	84-74	2563/30.5	372-944	.394	154-408	.377	252-327	.771	57	272	329	3.9	183	0	127	225	11	98	1150	13.7	

* Statistics from prior team/school

Lake,De'Quon

			Total		3-Point		F-Throws		Rebounds											Scoring	
Season	gp-gs	min/avg	fg-fga	pct	fg-fga	pct	ft-fta	pct	off	def	tot	avg	pf	fo	ast	to	blk	stl	pts	avg	
2017-18	32-1	546/17.1	91-128	.711	0-0	.000	47-71	.662	59	108	167	5.2	91	5	4	14	43	9	229	7.2	
2018-19	26-2	343/13.2	48-63	.762	0-0	.000	23-38	.605	43	61	104	4.0	64	2	3	22	20	4	119	4.6	
TOTAL	58-3	889/15.3	139-191	.728	0-0	.000	70-109	.642	102	169	271	4.7	155	7	7	36	63	13	348	6.0	

Lawrence,Kimani

			Total		3-Point		F-Throws		Rebounds											Scoring	
Season	gp-gs	min/avg	fg-fga	pct	fg-fga	pct	ft-fta	pct	off	def	tot	avg	pf	fo	ast	to	blk	stl	pts	avg	
2017-18	19-0	186/9.8	22-48	.458	3-15	.200	11-13	.846	10	23	33	1.7	31	0	3	9	8	7	58	3.1	
2018-19	27-15	668/24.7	84-204	.412	28-91	.308	55-73	.753	31	70	101	3.7	72	1	33	39	7	16	251	9.3	
TOTAL	46-15	854/18.6	106-252	.421	31-106	.292	66-86	.767	41	93	134	2.9	103	1	36	48	15	23	309	6.7	

Martin,Remy

			Total		3-Point		F-Throws		Rebounds											Scoring	
Season	gp-gs	min/avg	fg-fga	pct	fg-fga	pct	ft-fta	pct	off	def	tot	avg	pf	fo	ast	to	blk	stl	pts	avg	
2017-18	32-0	762/23.8	107-236	.453	23-62	.371	71-94	.755	22	73	95	3.0	48	0	94	43	2	36	308	9.6	
2018-19	25-21	841/33.6	110-273	.403	37-114	.325	67-93	.720	15	63	78	3.1	29	0	129	49	1	34	324	13.0	
TOTAL	57-21	1603/28.1	217-509	.426	60-176	.341	138-187	.738	37	136	173	3.0	77	0	223	92	3	70	632	11.1	

Shibel,Vitaliy

			Total		3-Point		F-Throws		Rebounds											Scoring	
Season	gp-gs	min/avg	fg-fga	pct	fg-fga	pct	ft-fta	pct	off	def	tot	avg	pf	fo	ast	to	blk	stl	pts	avg	
2017-18	32-20	332/10.4	19-55	.345	11-44	.250	10-12	.833	11	48	59	1.8	73	3	17	13	9	4	59	1.8	
2018-19	12-0	45/3.8	2-8	.250	2-6	.333	0-0	.000	2	3	5	0.4	11	0	0	3	0	1	6	0.5	
TOTAL	44-20	377/8.6	21-63	.333	13-50	.260	10-12	.833	13	51	64	1.5	84	3	17	16	9	5	65	1.5	

White,Romello

			Total		3-Point		F-Throws		Rebounds											Scoring	
Season	gp-gs	min/avg	fg-fga	pct	fg-fga	pct	ft-fta	pct	off	def	tot	avg	pf	fo	ast	to	blk	stl	pts	avg	
2017-18	31-31	752/24.3	120-184	.652	0-0	.000	85-154	.552	79	141	220	7.1	100	6	13	44	23	8	325	10.5	
2018-19	27-26	671/24.9	91-150	.607	0-0	.000	58-99	.586	66	80	146	5.4	83	4	8	36	15	11	240	8.9	
TOTAL	58-57	1423/24.5	211-334	.632	0-0	.000	143-253	.565	145	221	366	6.3	183	10	21	80	38	19	565	9.7	

Official Basketball Box Score -- Game Totals -- Final Statistics
Oregon vs Arizona State
01/19/19 7:30 p.m. at Ned Wulk Court/Wells Fargo Arena (Tempe)

Oregon 64 • 11-7; 2-3

##	Player		Total	3-Ptr	Rebounds			PF	TP	A	TO	Blk	Stl	Min
			FG-FGA	FG-FGA	FT-FTA	Off	Def	Tot						
02	King, Louis	f	6-18	3-8	1-2	2	2	4	4	16	0	4	0	35
13	White, Paul	f	4-10	2-5	2-2	3	1	4	2	12	1	3	0	23
33	Okoro, Francis	f	2-2	0-0	0-0	0	3	3	3	4	0	1	1	17
03	Pritchard, Payton	g	5-12	4-9	6-6	4	2	6	2	20	4	3	0	34
10	Bailey, Victor Jr.	g	0-9	0-4	0-0	0	0	0	0	0	3	2	0	26
00	Richardson, Will		2-7	0-3	0-0	2	0	2	1	4	2	0	0	22
04	Amin, Ehab		1-4	0-1	0-0	1	1	2	5	2	1	1	0	18
05	Norris, Miles		1-1	1-1	3-3	1	2	3	2	6	0	0	0	11
14	Wooten, Kenny		0-0	0-0	0-0	1	5	6	3	0	0	1	0	14
Team						4	4	8						
Totals			21-63	10-31	12-13	18	20	38	22	64	11	15	1	200

FG % 1st Half: 12-28 42.9% 2nd half: 9-35 25.7% Game: 21-63 33.3%
 3FG % 1st Half: 5-12 41.7% 2nd half: 5-19 26.3% Game: 10-31 32.3%
 FT % 1st Half: 10-11 90.9% 2nd half: 2-2 100.0 Game: 12-13 92.3%

Deadball
Rebounds
1

Arizona State 78 • 13-5; 4-2

##	Player		Total	3-Ptr	Rebounds			PF	TP	A	TO	Blk	Stl	Min
			FG-FGA	FG-FGA	FT-FTA	Off	Def	Tot						
23	White, Romello	f	2-3	0-0	1-2	1	3	4	3	5	0	1	1	19
45	Cheatham, Zylan	f	5-6	0-1	7-8	3	6	9	2	17	1	3	1	33
00	Dort, Luguentz	g	4-10	2-6	2-4	0	2	2	2	12	5	5	0	32
01	Martin, Remy	g	4-10	1-3	2-2	0	3	3	1	11	8	3	0	36
02	Edwards, Rob	g	2-5	2-5	2-2	0	2	2	1	8	1	1	0	28
10	Shibel, Vitaliy		0-0	0-0	0-0	0	0	0	0	0	0	0	0	1
14	Lawrence, Kimani		3-5	1-3	3-3	1	3	4	2	10	1	1	1	23
32	Lake, De'Quon		0-0	0-0	0-0	0	1	1	0	0	0	0	0	6
35	Cherry, Taeshon		5-10	5-10	0-0	1	0	1	4	15	1	1	0	22
Team						1	4	5						
Totals			25-49	11-28	17-21	7	24	31	15	78	17	15	3	200

FG % 1st Half: 14-25 56.0% 2nd half: 11-24 45.8% Game: 25-49 51.0%
 3FG % 1st Half: 6-14 42.9% 2nd half: 5-14 35.7% Game: 11-28 39.3%
 FT % 1st Half: 5-8 62.5% 2nd half: 12-13 92.3% Game: 17-21 81.0%

Deadball
Rebounds
1

Officials: Chris Rastatter, Kelly Pfeifer, D.G. Nelson

Technical fouls: Oregon-None. Arizona State-Cherry, Taeshon.

Attendance: 12751

ASU's next game at UCLA on Thursday, Jan. 24 at 8 p.m. PT (FS1/620 AM)

Score by periods	1st	2nd	Total
Oregon	39	25	64
Arizona State	39	39	78

2018-19 @SUNDEVILHOOPS BOX SCORES GAMES 1-4

Official Basketball Box Score -- Game Totals -- Final Statistics CSU Fullerton vs Arizona State 11/6/18 6 p.m. at Tempe, Ariz. (Wells Fargo Arena)

CSU Fullerton 94 • 0-1

#	Player	Total		3-Ptr		Rebounds			PF	TP	A TO Blk Stl				Min
		FG-FGA	FT-FTA	FG-FGA	FT-FTA	Off	Def	Tot			A	TO	Blk	Stl	
00	Allman, Kyle	* 13-26	5-11	4-6	2 5 7	4	35	0 5 0 1	46						
05	Clare, Davon	* 5-9	1-3	0-0	1 6 7	5	11	0 2 1 0	37						
10	Awosika, Austen	* 3-9	0-0	3-5	0 6 6	5	9	7 2 2 1	42						
14	Ahmad, Khalil	* 10-22	1-6	10-12	1 4 5	3	31	0 3 0 2	48						
24	Pitts, Josh	* 0-1	0-0	0-0	0 0 0	4	0	0 1 0 0	4						
01	Smith, Jamal	* 0-1	0-1	0-0	0 1 1	5	0	0 3 0 1	14						
11	Arnold, Wayne	* 0-2	0-2	0-0	0 0 0	1	0	0 0 0 0	8						
21	Heinzl, Dominik	* 1-1	0-0	0-0	0 1 1	0	2	0 0 0 0	6						
22	Kuljuhovic, Amel	* 1-1	0-0	0-1	0 3 3	5	2	0 1 0 2	20						
23	Ozegovic, Gaber	* 0-0	0-0	0-0	0 0 0	1	0	0 0 0 0	2						
33	Wang, Johnny	* 1-2	0-1	2-2	0 4 4	3	4	0 0 0 0	23						
Team					3 5 8										
Totals		34-74	7-24	19-26	7 35 42	36	94	7 17 3 7	250						
FG % 1st Half: 11-25		44.0%	2nd half: 18-32	56.3%	OT: 5-17	29.4%	Game: 34-74	45.9%	Deadball Rebounds						
3FG % 1st Half: 3-10		30.0%	2nd half: 3-7	42.9%	OT: 1-7	14.3%	Game: 7-24	29.2%	2						
FT % 1st Half: 6-7		85.7%	2nd half: 13-19	68.4%	OT: 0-0	0.0%	Game: 19-26	73.1%							

Arizona State 102 • 1-0

#	Player	Total		3-Ptr		Rebounds			PF	TP	A TO Blk Stl				Min
		FG-FGA	FT-FTA	FG-FGA	FT-FTA	Off	Def	Tot			A	TO	Blk	Stl	
14	Lawrence, Kimani	r 4-10	3-6	5-6	3 3 6	3	16	2 1 0 0	36						
23	White, Romello	r 5-8	0-0	0-2	2 4 6	4	10	0 2 0 0	35						
43	Cheatham, Zylan	r 2-5	1-2	7-13	4 5 9	5	12	3 4 0 0	34						
00	Dort, Luguentz	g 9-22	3-7	7-13	3 6 9	3	28	1 4 0 3	36						
02	Edwards, Rob	g 4-15	2-5	4-4	0 6 6	4	14	2 1 0 0	41						
01	Martin, Remy	* 3-8	0-3	2-4	1 4 5	1	8	3 0 0 0	31						
03	Mitchell, Mickey	* 1-2	0-0	0-0	0 1 1	1	2	0 0 0 0	5						
11	Valtonen, Elias	* 0-0	0-0	0-0	0 0 0	0	0	0 0 0 0	2						
32	Lake, De'Quon	* 4-5	0-0	1-2	5 4 9	4	9	0 5 2 0	15						
35	Cherry, Taeshon	* 1-3	1-3	0-0	0 5 5	1	3	0 0 0 0	15						
Team					2 0 2										
Totals		33-78	10-26	26-44	20 38 58	26	102	11 17 2 3	250						
FG % 1st Half: 12-36		33.3%	2nd half: 11-29	55.2%	OT: 5-13	38.5%	Game: 33-78	42.3%	Deadball Rebounds						
3FG % 1st Half: 4-12		33.3%	2nd half: 6-10	60.0%	OT: 0-4	0.0%	Game: 10-26	38.5%	8						
FT % 1st Half: 6-10		60.0%	2nd half: 11-19	57.9%	OT: 9-15	60.0%	Game: 26-44	59.1%							

Officials: Mike Scypfers, Kevin Brill, D.G. Nelson

Technical fouls: CSU Fullerton-None. Arizona State-None.

Attendance: 9145

CSUF #5-Clare fouls out 1:46 in 1OT; CSUF #22-Kuljuhovic fouls out 1:45 in 1OT

CSUF #1-Smith fouls out with 4:19 in 2OT; CSUF #10-Awosika fouls 2:01 in 2OT

Score by periods	1st	2nd	OT	OT2	Total
CSU Fullerton	31	52	6	5	94
Arizona State	34	49	6	13	102

Points	In Paint	Off T/O	2nd Chance	Fast Break	Bench
CSU	42	15	7	16	8
ASU	40	17	19	8	22

Last FG - CSF OT2-00:27, ASU OT2-00:48.

Largest lead - CSF by 5 1st-13:09, ASU by 10 OT2-00:48.

CSF led for 11:41. ASU led for 31:07. Game was tied for 07:12.

Score tied - 13 times.

Lead changed - 13 times.

Official Basketball Box Score -- Game Totals -- Final Statistics McNeese State vs Arizona State 11/9/18 7 p.m. at Tempe, Ariz. (Wells Fargo Arena)

McNeese State 52 • 0-2

#	Player	Total		3-Ptr		Rebounds			PF	TP	A TO Blk Stl				Min
		FG-FGA	FT-FTA	FG-FGA	FT-FTA	Off	Def	Tot			A	TO	Blk	Stl	
00	Hines, Malik	* 0-0	0-0	1-6	0 1 1	4	1	3 3 0 0	24						
02	Harvey, James	* 2-9	2-8	2-2	1 0 1	1	8	0 2 0 0	32						
05	Hunt, Kevin	* 4-11	2-4	5-5	1 1 2	4	15	3 2 0 0	25						
14	Touchette, Trey	* 2-6	1-4	0-0	0 4 4	5	0	1 0 0 0	23						
24	Robinson, Will	* 3-8	0-1	3-6	0 5 5	3	9	0 1 0 0	30						
03	Laku, Richard	* 0-0	0-0	0-0	0 0 0	0	0	1 0 0 0	2						
10	Greenwood, Jarren	* 0-1	0-1	0-0	0 0 0	0	0	2 0 0 0	9						
11	Hutchinson, Myles	* 0-2	0-0	0-0	0 0 0	0	0	1 2 0 0	7						
22	Brown, Roydell	* 3-8	0-2	3-6	4 4 8	3	9	0 2 0 1	31						
23	Kennedy, Shamarkus	* 0-1	0-0	3-4	1 4 5	3	3	0 4 1 0	15						
30	Brown, AJ	* 1-1	0-0	0-0	0 0 0	0	2	0 0 0 0	2						
Team					3 1 4										
Totals		15-47	5-20	17-29	10 20 30	22	52	10 17 1 1	200						
FG % 1st Half: 6-24		25.0%	2nd half: 9-23	39.1%	Game: 15-47	31.9%	Deadball Rebounds								
3FG % 1st Half: 2-11		18.2%	2nd half: 3-9	33.3%	Game: 5-20	25.0%	6								
FT % 1st Half: 9-12		75.0%	2nd half: 8-17	47.1%	Game: 17-29	58.6%									

Arizona State 80 • 2-0

#	Player	Total		3-Ptr		Rebounds			PF	TP	A TO Blk Stl				Min
		FG-FGA	FT-FTA	FG-FGA	FT-FTA	Off	Def	Tot			A	TO	Blk	Stl	
00	Dort, Luguentz	* 10-18	2-6	3-3	1 1 2	2	25	1 1 1 3	30						
01	Martin, Remy	* 1-5	1-5	3-4	1 2 3	2	6	5 4 0 1	28						
14	Lawrence, Kimani	* 6-12	2-4	2-2	2 4 6	2	16	1 2 0 1	28						
23	White, Romello	* 0-2	0-0	1-2	0 2 2	3	1	0 0 1 2	22						
43	Cheatham, Zylan	* 4-8	0-2	8-11	3 9 12	3	16	6 1 1 2	27						
03	Mitchell, Mickey	* 0-1	0-0	1-2	1 2 3	1	1	1 2 0 0	11						
05	Felt, Kyle	* 1-1	0-0	0-0	0 0 0	0	2	0 0 0 0	1						
10	Shibell, Vitality	* 0-0	0-0	0-0	2 0 2	2	0	0 0 0 0	5						
11	Valtonen, Elias	* 0-0	0-0	0-0	0 0 0	0	0	0 0 0 0	2						
24	Salzman, Jordan	* 0-1	0-0	0-0	0 0 0	0	0	0 0 0 0	1						
25	Fogerty, Grant	* 0-0	0-0	0-0	0 0 0	0	0	0 0 0 0	1						
31	Thompson, Trevor	* 0-0	0-0	0-0	0 0 0	0	0	0 0 0 0	1						
32	Lake, De'Quon	* 3-5	0-0	1-1	1 4 5	5	7	0 0 3 0	16						
35	Cherry, Taeshon	* 2-5	0-2	2-2	1 2 3	3	6	1 1 0 0	27						
Team					3 2 5										
Totals		27-58	5-19	21-27	15 28 43	23	80	15 11 6 9	200						
FG % 1st Half: 11-29		37.9%	2nd half: 16-29	55.2%	Game: 27-58	46.6%	Deadball Rebounds								
3FG % 1st Half: 1-8		12.5%	2nd half: 4-11	36.4%	Game: 5-19	26.3%	2								
FT % 1st Half: 10-14		71.4%	2nd half: 11-13	84.6%	Game: 21-27	77.8%									

Officials: Bob Staffen, Rodrick Dixon, Daryl Gelinan

Technical fouls: McNeese State-None. Arizona State-None.

Attendance: 8515

Score by periods	1st	2nd	Total
McNeese State	33	29	52
Arizona State	23	47	80

Points	In Paint	Off T/O	2nd Chance	Fast Break	Bench
MCN	18	12	5	2	14
ASU	42	26	12	16	16

Last FG - MCN 2nd-00:51, ASU 2nd-01:09.

Largest lead - MCN by 5 1st-16:17, ASU by 32 2nd-04:44.

MCN led for 06:17. ASU led for 32:51. Game was tied for 00:17.

Score tied - 0 times.

Lead changed - 1 time.

Official Basketball Box Score -- Game Totals -- Final Statistics Long Beach State vs Arizona State 11/12/18 7 p.m. at Tempe, Ariz. (Wells Fargo Arena)

Long Beach State 58 • 1-2

#	Player	Total		3-Ptr		Rebounds			PF	TP	A TO Blk Stl				Min
		FG-FGA	FT-FTA	FG-FGA	FT-FTA	Off	Def	Tot			A	TO	Blk	Stl	
02	Roberts, Jordan	r	1-3	0-0	0-0	0	3	3	1	2	1	1	0	0	15
05	Riggins, Mason	r	3-5	0-0	0-0	1	5	6	4	6	1	0	1	0	27
24	Yussuf, Temidayo	c	0-1	0-0	1-2	2	3	5	5	1	0	2	0	1	16
10	Alberts, Bryan	g	3-10	2-6	0-0	1	1	2	8	1	1	1	0	3	26
15	Booker, Deishuan	g	1-8	0-4	6-7	0	1	1	4	8	5	4	0	2	20
01	Freeman, Ron		1-8	1-7	5-10	0	0	0	0	8	2	0	0	4	16
03	Cobb, Drew		0-1	0-0	0-0	0	1	1	0	0	0	1	0	0	9
04	Byers, KJ		1-3	1-2	1-3	2	3	5	3	4	2	2	2	0	18
11	Griffin, Jordan		3-8	3-7	0-0	0	0	0	0	9	0	0	1	0	14
12	Jackson, Breyon		0-2	0-0	2-2	1	1	2	0	2	0	0	0	0	10
13	Mims, Demetrius		2-2	1-1	0-0	0	1	1	4	5	0	1	0	0	6
20	Richard, Breamong		1-3	0-0	0-0	0	0	0	2	2	1	1	0	1	9
23	Maxhuni, Edon		1-8	1-4	0-0	0	0	0	2	3	1	2	0	0	14
	Team					0	4	4			1				20
	Totals		17-62	9-31	15-24	7	23	30	27	58	14	16	4	11	100
	FG % 1st Half: 6-32	18.8%	2nd half: 11-30	36.7%	Game: 17-62	27.4%									Deadball
3FG	% 1st Half: 2-15	13.3%	2nd half: 7-16	43.8%	Game: 9-31	29.0%									Rebounds
FT	% 1st Half: 2-5	40.0%	2nd half: 13-19	68.4%	Game: 15-24	62.5%									2

Score tied - 2 times.
Lead changed - 2 times

2018-19 @SUNDEVILHOOPS BOX SCORES GAMES 9-12

Official Basketball Box Score -- Game Totals -- Final Statistics Arizona State vs Georgia 12/15/18 6:00 PM ET at Stegeman Coliseum - Athens, Ga.

Arizona State 76 • 8-1

#	Player	Total		3-Ptr		Rebounds			PF	TP	A TO Blk Stl				Min
		FG-FGA	FG-FGA	FT-FTA	FT-FTA	Off	Def	Tot			A	TO	Blk	Stl	
14	LAWRENCE,KIMANI	f	3-9	2-5	0-0	0	0	0	2	8	0	1	0	1	33
23	WHITE,ROMELLO	f	5-6	0-0	6-7	1	1	2	3	16	1	0	0	0	26
45	CHEATHAM,ZYLAN	f	4-7	0-0	2-2	1	9	10	2	10	1	2	0	0	34
00	DORT,LUGUENTZ	g	2-10	1-2	7-10	1	3	4	4	12	1	3	0	2	28
01	MARTIN,REMY	g	8-20	0-3	5-8	3	5	8	1	21	5	5	0	3	35
02	EDWARDS,ROB		0-6	0-3	0-0	1	1	2	1	0	0	0	0	1	17
10	SHIBEL,VITALIY		0-0	0-0	0-0	0	0	0	1	0	0	0	0	0	2
11	VALTONEN,ELIAS		0-0	0-0	0-0	0	0	0	0	0	0	0	0	0	0+
32	LAKE,DE'QUON		2-2	0-0	0-0	2	1	3	4	4	0	1	0	0	8
35	CHERRY,TAESHON		2-4	1-3	0-0	1	2	3	4	5	0	0	0	1	17
Team						5	1	6	1						
Totals			26-64	4-16	20-27	15	23	38	23	76	8	12	0	8	200
FG % 1st Half: 11-34		32.4%	2nd half: 15-30		50.0%	Game: 26-64		40.6%	Deadball						
3FG % 1st Half: 1-6		16.7%	2nd half: 3-10		30.0%	Game: 4-16		25.0%	Rebounds						
FT % 1st Half: 10-13		76.9%	2nd half: 10-14		71.4%	Game: 20-27		74.1%	3						

Georgia 74 • 5-4

#	Player	Total		3-Ptr		Rebounds			PF	TP	A TO Blk Stl				Min
		FG-FGA	FG-FGA	FT-FTA	FT-FTA	Off	Def	Tot			A	TO	Blk	Stl	
20	HAMMONDS, RAYSHAU	f	6-9	3-4	4-4	1	5	6	5	19	1	3	1	1	27
33	CLAXTON, NICOLAS	f	2-10	1-4	4-5	2	11	13	3	9	3	5	4	1	37
34	OGBEIDE, DEREK	f	1-5	0-1	2-2	1	3	4	4	4	0	2	0	0	13
00	JACKSON II, WILLIAM	g	0-2	0-2	2-2	0	0	0	3	2	1	1	0	0	16
01	HIGHTOWER, TSHAUN	g	1-3	1-2	2-2	0	2	2	0	5	0	1	0	0	14
02	HARRIS, JORDAN		1-2	0-1	1-2	0	2	2	2	3	2	2	0	3	19
04	CRUMP, TYREE		5-10	3-8	6-7	0	1	1	1	19	2	2	0	0	24
05	TOPPIN, JOJO		0-0	0-0	0-0	0	0	0	1	0	0	1	0	0	4
13	WILRIDGE, E'TORRION		1-2	0-0	4-6	0	1	1	1	6	1	1	1	1	22
14	FAGAN, TYE		3-3	0-0	0-0	3	0	3	0	6	1	1	1	0	12
24	O'NEILL, CONNOR		0-0	0-0	0-0	0	0	0	0	0	0	0	0	0	3
25	NGUMEZI, AMANZE		0-1	0-0	1-2	0	1	1	1	1	0	0	0	0	8
32	EDWARDS, MIKE		0-0	0-0	0-0	0	0	0	0	0	0	0	0	0	1
Team						0	1	1							
Totals			20-47	8-22	26-32	7	27	34	21	74	11	19	7	6	200
FG % 1st Half: 11-22		50.0%	2nd half: 9-25		36.0%	Game: 20-47		42.6%	Deadball						
3FG % 1st Half: 5-12		41.7%	2nd half: 3-10		30.0%	Game: 8-22		36.4%	Rebounds						
FT % 1st Half: 20-23		87.0%	2nd half: 6-9		66.7%	Game: 26-32		81.3%	3						

Officials: Don Daily, Tony Greene, Patrick Evans
Technical fouls: Arizona State-TEAM. Georgia-None.
Attendance: 9028

Score by periods	1st	2nd	Total
Arizona State	33	43	76
Georgia	47	27	74

	In	Off	2nd	Fast	Bench
Points	Paint	T/O	Chance	Break	
ASU	24	16	19	8	9
UGA	32	13	13	4	35

Last FG - ASU 2nd-00:11, UGA 2nd-00:25.
Largest lead - ASU by 3 2nd-02:02, UGA by 18 1st-01:48.
ASU led for 02:38. UGA led for 35:19. Game was tied for 02:03.

Score tied - 2 times.
Lead changed - 3 times.

Official Basketball Box Score -- Game Totals -- Final Statistics Arizona State vs Vanderbilt 12/17/18 6 p.m. at Nashville, Tenn. (Memorial Gym)

Arizona State 65 • 8-2

#	Player	Total		3-Ptr		Rebounds			PF	TP	A TO Blk Stl				Min
		FG-FGA	FG-FGA	FT-FTA	FT-FTA	Off	Def	Tot			A	TO	Blk	Stl	
14	Lawrence,Kimani	f	3-12	1-4	0-0	3	5	8	3	7	1	2	0	1	30
23	White,Romello	f	2-4	0-0	5-6	2	3	5	1	9	0	1	0	0	22
45	Cheatham,Zylan	f	3-6	0-1	3-4	1	13	14	3	9	0	1	1	0	33
00	Dort,Luguentz	g	3-13	2-4	2-3	0	1	1	3	10	3	3	0	1	29
01	Martin,Remy	g	3-12	1-5	2-2	1	2	3	0	9	1	1	0	0	29
02	Edwards,Rob		4-10	2-4	4-4	0	0	0	4	14	3	0	0	1	25
32	Lake,De'Quon		0-0	0-0	0-1	2	1	3	3	0	1	1	0	1	12
35	Cherry,Taeshon		3-8	1-6	0-0	1	3	4	2	7	1	1	0	0	20
Team						3	1	4							
Totals			21-65	7-24	16-20	13	29	42	19	65	9	10	1	4	200
FG % 1st Half: 11-31		33.3%	2nd half: 10-32		31.3%	Game: 21-65		32.3%	Deadball						
3FG % 1st Half: 3-11		27.3%	2nd half: 4-13		30.8%	Game: 7-24		29.2%	Rebounds						
FT % 1st Half: 3-4		75.0%	2nd half: 13-16		81.3%	Game: 16-20		80.0%	3						

Vanderbilt 81 • 7-2

#	Player	Total		3-Ptr		Rebounds			PF	TP	A TO Blk Stl				Min
		FG-FGA	FG-FGA	FT-FTA	FT-FTA	Off	Def	Tot			A	TO	Blk	Stl	
11	SHITTU, Simisola	f	4-10	0-1	1-2	0	7	7	3	9	4	2	0	1	37
13	MOYER, Matthew	f	0-2	0-2	0-0	0	0	0	1	0	0	1	0	0	10
32	RYAN, Matt	f	2-11	2-9	5-6	0	1	1	1	11	1	0	0	0	24
00	LEE, Saben	g	2-3	1-2	9-12	0	5	5	2	14	3	4	0	0	29
02	TOYE, Joe	g	4-8	3-4	0-0	1	1	2	3	11	0	0	0	2	23
01	WETZELL, Yanni		3-5	1-2	5-5	1	4	5	3	12	1	1	2	0	21
03	EVANS, Maxwell		3-5	2-3	0-0	0	4	4	0	8	3	1	0	0	17
15	BROWN, Clevon		1-1	0-0	1-2	1	1	2	2	3	0	1	1	0	12
24	NESMITH, Aaron		5-10	3-5	0-2	1	4	5	3	13	1	0	1	0	27
Team						3	5	8							
Totals			24-55	12-28	21-29	7	32	39	18	81	13	10	4	3	200
FG % 1st Half: 14-34		41.2%	2nd half: 10-21		47.6%	Game: 24-55		43.6%	Deadball						
3FG % 1st Half: 6-16		37.5%	2nd half: 6-12		50.0%	Game: 12-28		42.9%	Rebounds						
FT % 1st Half: 0-2		0.0%	2nd half: 21-27		77.8%	Game: 21-29		72.4%	3						

Officials: Doug Simmons, Keith Kimble, Michael Roberts
Technical fouls: Arizona State-Dort,Luguentz. Vanderbilt-None.
Attendance: 9271

Score by periods	1st	2nd	Total
Arizona State	28	37	65
Vanderbilt	34	47	81

	In	Off	2nd	Fast	Bench
Points	Paint	T/O	Chance	Break	
ASU	24	6	11	4	21
VU	24	7	8	4	36

Last FG - ASU 2nd-01:00, VU 2nd-02:46.
Largest lead - ASU by 9 1st-16:46, VU by 16 2nd-00:32.
ASU led for 14:50. VU led for 24:07. Game was tied for 01:02.

Score tied - 1 time.
Lead changed - 1 time.

Official Basketball Box Score -- Game Totals -- Final Statistics Kansas vs Arizona State 12/22/18 7 p.m. at Tempe, Ariz. (Wells Fargo Arena)

Kansas 76 • 10-1

#	Player		Total		3-Ptr		Rebounds			PF	TP	A TO Blk Stl				Min
			FG-FGA	FG-FGA	FT-FTA	Off	Def	Tot	A			TO	Blk	Stl		
01	Lawson, Dedric	f	12-15	1-2	5-5	2	12	14	4	30	1	2	1	0	31	
00	Garrett, Marcus	g	0-5	0-1	7-8	3	3	6	3	7	1	1	0	1	22	
05	Grimes, Quentin	g	4-12	0-5	0-0	2	0	2	1	8	3	2	1	0	31	
11	Dotson, Devon	g	4-7	2-4	2-2	0	4	4	3	12	5	5	1	1	32	
24	Vick, Lagerald	g	5-16	3-11	1-1	0	2	2	4	14	1	3	0	2	37	
02	Moore, Charlie		1-5	1-3	0-0	0	1	1	1	3	0	2	0	2	16	
13	Lawson, K.J.		0-2	0-2	0-0	0	2	2	2	0	2	0	0	0	12	
33	McCormack, David		1-2	0-0	0-0	2	2	4	2	2	0	0	1	0	11	
44	Lightfoot, Mitch		0-1	0-0	0-0	1	1	2	2	0	0	1	1	0	8	
	Team					1	2	3								
Totals			27-65	7-28	15-16	11	29	40	22	76	13	16	5	6	200	
FG % 1st Half: 16-37 43.2% 2nd half: 11-28 39.3% Game: 27-65 41.5% Deadball																
3FG % 1st Half: 4-14 28.6% 2nd half: 1-4 21.4% Game: 7-28 25.0% 1																
FT % 1st Half: 3-3 100.0 2nd half: 12-13 92.3% Game: 15-16 93.8%																

2018-19 @SUNDEVILHOOPS BOX SCORES GAMES 13-16

Official Basketball Box Score -- Game Totals -- Final Statistics UTAH vs Arizona State 01/03/19 6 p.m. MT at Ned Wulk Court/Wells Fargo Arena-Tempe

UTAH 96 • 7-6, 1-0

#	Player	Total		3-Ptr		Rebounds			PF	TP	A TO Blk Stl				Min
		FG-FGA	FG-FGA	FT-FTA	Off	Def	Tot	A			TO	Blk	Stl		
02	Barefield, Sedrick	* 8-15	5-11	3-4	0	4	4	4	24	6	5	0	1	36	
05	Van Dyke, Parker	* 4-7	4-7	1-2	0	3	3	2	13	0	1	0	2	21	
20	Allen, Timmy	* 5-10	0-0	7-8	2	1	3	3	17	4	1	0	2	36	
21	Battin, Riley	* 0-1	0-0	0-0	0	2	2	1	0	0	1	0	0	12	
34	Johnson, Jayce	* 2-5	0-0	0-0	1	5	6	3	4	1	1	2	0	13	
01	Jones, Charles	* 2-4	1-2	3-4	0	5	5	1	8	1	1	0	1	14	
03	Tillman, Donnie	6-11	6-8	4-5	3	3	6	1	22	5	1	0	0	30	
11	Gach, Both	1-3	0-2	2-2	0	2	2	2	4	2	0	0	1	13	
13	Topalovic, Novak	1-1	0-0	2-2	0	4	4	4	4	0	1	1	0	25	
Team					1	2	3			2					
Totals		29-57	16-30	22-27	7	31	38	21	96	19	14	3	7	200	
FG % 1st Half: 13-29		44.8%	2nd half: 16-28	57.1%	Game: 29-57		50.9%							Deadball Rebounds 2	
3FG % 1st Half: 6-14		42.9%	2nd half: 10-16	62.5%	Game: 16-30		53.3%								
FT % 1st Half: 7-8		87.5%	2nd half: 15-19	78.9%	Game: 22-27		81.5%								

Arizona State 86 • 9-4, 0-1

#	Player	Total		3-Ptr		Rebounds			PF	TP	A TO Blk Stl				Min
		FG-FGA	FG-FGA	FT-FTA	Off	Def	Tot	A			TO	Blk	Stl		
00	Dort,Luguentz	* 5-14	1-6	3-5	2	0	2	5	14	4	2	0	2	28	
01	Martin,Remy	* 10-14	2-3	0-0	0	3	3	0	22	6	1	0	0	36	
14	Lawrence,Kimani	* 0-4	0-1	2-4	0	3	3	3	2	1	1	0	0	16	
23	White,Romello	* 2-3	0-0	3-4	2	5	7	1	7	0	2	0	0	23	
45	Cheatham,Zylan	* 5-9	4-5	3-6	1	4	5	3	17	3	2	2	0	36	
02	Edwards,Rob	4-10	3-5	3-4	0	3	3	1	14	1	0	1	2	26	
10	Shibel,Vitaliy	0-0	0-0	0-0	0	0	0	0	0	0	0	0	0	1	
11	Valtonen,Elias	0-0	0-0	0-0	0	0	0	0	0	0	0	0	0	1	
32	Lake,De'Quon	2-2	0-0	1-2	3	3	6	0	5	0	0	2	0	11	
35	Cherry,Taeshon	2-9	1-8	0-0	0	2	2	5	5	0	1	0	2	22	
Team					2	1	3								
Totals		30-65	11-28	15-25	10	24	34	18	86	15	9	5	6	200	
FG % 1st Half: 17-35		48.6%	2nd half: 13-30	43.3%	Game: 30-65		46.2%	Deadball							
3FG % 1st Half: 6-17		35.3%	2nd half: 5-11	45.5%	Game: 11-28		39.3%	Rebounds							
FT % 1st Half: 3-6		50.0%	2nd half: 12-19	63.2%	Game: 15-25		60.0%	4							

Officials: Kipp Kissinger, Steve Olsen, John Gaffney
Technical fouls: UTAH-Jones, Charles. Arizona State-White,Romello; TEAM.
Attendance: 9128
Pac-12 opener for both teams.
ASU's next game: vs. Colorado (Sat., Jan. 5 at 4 p.m. on Pac-12 Network)
ASU-Edwards Flagrnt 2 at 2:42 in second half.

Score by periods	1st	2nd	Total
UTAH	39	57	96
Arizona State	43	43	86

Last FG - UTAH 2nd-02:53, ASU 2nd-00:27.
Largest lead - UTAH by 13 2nd-02:42, ASU by 17 1st-09:40.
UTAH led for 18:02. ASU led for 20:27. Game was tied for 01:31.

Score tied - 1 time.
Lead changed - 3 times.

Official Basketball Box Score -- Game Totals -- Final Statistics COLORADO vs Arizona State 01/05/19 4 p.m. MT at Wells Fargo Arena/Ned Wulk Court-Tempe

COLORADO 61 • 9-5, 0-2

#	Player		Total			3-Ptr			Rebounds			PF	TP	A TO Blk Stl				Min
			FG	FGA	FG-FGA	FT	FTA	Off	Def	Tot	A			TO	Blk	Stl		
01	Bey, Tyler	*	3-8	0-1	1-2	4	2	6	4	7	1	2	0	2	19			
04	Schwartz, D'Shawn	*	2-6	1-3	5-5	2	2	4	3	10	2	1	0	0	21			
23	Siewert, Lucas	*	1-9	1-5	0-0	4	1	5	3	3	0	0	1	1	31			
24	Parquet, Eli	*	1-5	0-4	0-0	1	1	2	1	2	1	4	1	2	21			
25	Wright, McKinley	*	3-9	1-4	5-7	0	2	2	1	12	3	2	2	3	31			
00	Gatling, Shane		3-7	2-5	0-0	0	0	0	2	8	1	1	0	0	19			
02	Kountz, Daylen		3-9	0-3	4-4	0	0	0	2	10	1	3	0	1	25			
10	Strating, Alexander		1-1	0-0	0-0	0	2	2	1	2	0	0	0	0	9			
21	Battay, Evan		2-4	0-1	3-4	0	4	4	4	7	1	0	0	1	24			
Team						1	2	3			2							
Totals			19-58	5-26	18-22	12	16	28	21	61	10	15	4	10	200			
FG % 1st Half: 8-27			29.6%	2nd half: 11-31	35.5%	Game: 19-58			32.8%	Deadball								
3FG % 1st Half: 2-13			15.4%	2nd half: 3-13	23.1%	Game: 5-26			19.2%	Rebounds								
FT % 1st Half: 8-10			80.0%	2nd half: 10-12	83.3%	Game: 18-22			81.8%	2								

Arizona State 83 • 10-4,1-1

#	Player		Total		3-Ptr		Rebounds			PF	TP	A TO Blk Stl				Min
			FG-FGA	FG-FGA	FT-FTA	Off	Def	Tot	A			TO	Blk	Stl		
02	Edwards,Rob	*	3-9	3-7	0-0	1	2	3	2	9	3	2	0	2	33	
14	Lawrence,Kimani	*	3-6	2-5	3-4	0	3	3	4	11	2	1	0	1	23	
23	White,Romello	*	9-11	0-0	1-2	3	5	8	3	19	1	2	0	1	26	
32	Lake,De'Quon	*	5-6	0-0	2-4	2	5	7	4	12	0	0	0	0	21	
45	Cheatham,Zylan	*	4-7	0-0	4-5	4	3	7	2	12	5	3	1	0	29	
00	Dort,Luguentz		6-11	0-4	2-3	1	3	4	0	14	2	5	0	0	26	
01	Martin,Remy		0-2	0-1	0-0	0	3	3	1	0	8	2	0	2	24	
11	Valtonen,Elias		0-0	0-0	0-0	0	0	0	0	0	1	0	0	0	1	
35	Cherry,Taeshon		2-4	2-4	0-1	0	2	2	3	6	2	0	0	2	17	
Team						2	3	5								
Totals			32-56	7-21	12-19	13	29	42	19	83	24	16	1	8	200	
FG % 1st Half: 17-30		56.7%	2nd half: 15-26		57.7%	Game: 32-56		57.1%								Deadball Rebounds 2
3FG % 1st Half: 6-14		42.9%	2nd half: 1-7		14.3%	Game: 7-21		33.3%								
FT % 1st Half: 4-7		57.1%	2nd half: 8-12		66.7%	Game: 12-19		63.2%								

Officials: Michael Irving, Mike Reed, Scott Brown
Technical fouls: COLORADO-None. Arizona State-None.
Attendance: 10003
ASU's next game is Wed., Jan. 9, at California (6 p.m. PT/Pac-12 Network).

Score by periods	1st	2nd	Total
COLORADO	26	35	61
Arizona State	44	39	83

	In	Off	2nd	Fast	
Points	Paint	T/O	Chance	Break	Bench
COLO	20	15	10	8	27
ASU	50	18	4	22	20

Last FG - COLOR 2nd-01:26, ASU 2nd-00:15.
Largest lead - COLOR None, ASU by 26 2nd-05:46.
COLOR led for 00:00. ASU led for 39:41. Game was tied for 00:19.

Score tied - 0 times.
Lead changed - 0 times.

Official Box Score Arizona St. vs California Game Totals -- Final Statistics January 10, 2019 at Haas Pavilion - Berkeley, Calif.

Arizona St. 80

No.	Player	S	Pts	FG	3FG	FT	OR	DR	TR	PF	A	TO	Blk	Stl	Mn	+/-
00	Dort, Luguentz	13	5-10	1-5	2-2	1	1	2	3	2	0	2	30	11		
02	Edwards, Rob	13	3-9	2-5	5-6	0	6	6	1	2	2	1	0	30	11	
14	Lawrence, Kimani	3	1-4	0-3	1-2	1	3	4	3	1	0	0	1	19	-5	
23	White, Romello	7	3-5	0-0	1-2	0	4	4	5	0	1	0	1	20	-1	
45	Cheatham, Zylan	17	6-11	0-1	5-7	1	5	6	3	2	1	1	1	35	16	
01	Martin, Remy	24	9-14	5-7	1-2	2	0	2	2	8	1	0	1	33	19	
32	Lake, De'Quon	3	1-1	0-0	1-2	2	3	4	2	0	0	0	0	18	16	
35	Cherry, Taeshon	0	0-5	0-5	0-0	0	3	3	2	0	0	0	0	14	3	
Team							1	2	3	0	2					
TOTALS		80	28-59	8-26	16-23	8	26	34	20	16	9	2	6	200		

Shooting By Period							Last FG: 2nd-02:16
Period	FG	FG%	3FG	3FG%	FT	FT%	Biggest Run: 9-0
1st Half	13-33	39%	4-15	27%	3-7	43%	Largest lead: By 14 at 2:00:47
2nd Half	15-26	58%	4-11	36%	13-16	81%	
Game	28-59	47.5%	8-26	30.8%	16-23	69.6%	Technical Fouls: None.

California 66

No.	Player	S	Pts	FG	3FG	FT	OR	DR	TR	PF	A	TO	Blk	Stl	Mn	+/-
01	McNeill, Darius	16	4-11	2-6	6-6	0	2	2	2	2	1	0	1	0	36	-8
02	Selling, Justice	7	2-6	1-2	2-2	1	1	6	7	2	1	0	0	0	29	-8
20	Bradley, Matt	19	7-12	3-5	2-2	0	3	3	2	6	0	0	0	0	36	-20
22	Kelly, Andre	6	1-3	0-0	4-6	1	5	6	4	1	1	1	0	0	32	-4
23	Vanover, Connor	7	3-9	1-4	0-0	2	2	4	3	0	2	1	0	0	19	-8
02	Harris-Dyson, Juhwan	4	1-4	0-1	2-2	1	2	3	3	3	1	0	0	25	-21	
15	Davis, Roman	1	0-3	0-0	1-4	1	0	1	0	0	0	0	0	6	-9	
24	Gordon, Jacob	4	1-2	1-2	1-2	1	2	3	0	0	0	0	0	7	-4	
01	Anticwiche, Christi	2	1-2	0-1	0-0	1	3	4	2	0	0	0	0	0	11	4
TOTALS			66	20-52	8-21	18-24	8	25	33	20	8	13	2	2	200	

2018-19 @SUNDEVILHOOPS BOX SCORES GAMES 17-20

Official Basketball Box Score -- Game Totals -- Final Statistics Oregon State vs Arizona State 01/17/19 8:15 p.m. MT at Ned Wulk Court/Wells Fargo Arena (Tempe)

Oregon State 67 • 11-5; 3-1

#	Player	Total		3-Ptr		Rebounds			PF	TP	A TO Blk Stl				Min
		FG-FGA	FG-FGA	FT-FTA	FT-FTA	Off	Def	Tot			A	TO	Blk	Stl	
23	Tinkle, Tres	f	7-19	2-8	5-6	1	6	7	0	21	6	3	0	2	35
04	Kelley, Kylor	f	1-3	0-0	0-0	0	2	2	4	2	0	1	1	0	20
01	Thompson Jr, Stephen	g	3-9	1-5	2-4	2	4	6	4	9	4	0	0	0	35
05	Thompson, Ethan	g	6-14	5-10	4-5	0	2	2	2	21	4	1	0	3	37
11	Reichle, Zach	g	1-3	1-3	0-1	0	2	2	3	3	1	0	0	0	19
04	Hollins, Alfred	g	3-3	1-1	2-4	1	3	4	1	9	1	2	0	2	21
13	Vernon, Antoine	g	0-1	0-1	0-0	0	1	1	3	0	1	0	0	0	7
22	Washington, Warren	g	0-1	0-0	0-0	0	1	1	2	0	0	1	1	0	11
23	Rakocevic, Gligorije	g	1-3	0-1	0-0	1	2	3	0	2	0	1	0	0	15
Team						3	3	6			1				
Totals			22-56	10-29	13-20	8	26	34	19	67	17	10	2	7	200
FG % 1st Half: 7-27		25.9%	2nd half: 15-29	51.7%	Game: 22-56	39.3%									
3FG % 1st Half: 3-14		21.4%	2nd half: 7-15	46.7%	Game: 10-29	34.5%									
FT % 1st Half: 5-9		55.6%	2nd half: 8-11	72.7%	Game: 13-20	65.0%									
															Deadball Rebounds 4

Arizona State 70 • 12-5; 3-2

#	Player	Total		3-Ptr		Rebounds			PF	TP	A TO Blk Stl				Min
		FG-FGA	FG-FGA	FT-FTA	FT-FTA	Off	Def	Tot			A	TO	Blk	Stl	
23	White,Romello	f	5-6	0-0	1-2	4	4	8	4	11	0	0	0	0	27
45	Cheatham,Zylan	f	3-6	1-1	3-6	4	9	13	3	10	6	7	0	0	36
00	Dort,Luguentz	g	3-10	0-4	3-7	0	3	3	1	9	3	2	0	2	30
01	Martin,Remy	g	4-12	2-6	0-3	0	2	2	2	10	3	1	0	1	32
02	Edwards,Rob	g	4-9	3-6	2-2	0	3	3	4	13	2	0	0	0	33
14	Lawrence,Kimani	g	2-5	0-3	1-2	0	1	1	2	5	1	0	0	0	13
32	Lake,De'Quon	g	0-1	0-0	0-0	1	1	2	3	0	0	0	1	0	10
35	Cherry,Taeshon	g	4-8	4-5	0-0	2	4	6	2	12	0	1	1	0	19
Team						1	2	3							
Totals			25-57	10-25	10-22	12	29	41	21	70	15	11	2	3	200
FG % 1st Half: 11-28		39.3%	2nd half: 14-29	48.3%	Game: 25-57	43.9%									
3FG % 1st Half: 5-14		35.7%	2nd half: 5-11	45.5%	Game: 10-25	40.0%									
FT % 1st Half: 4-10		40.0%	2nd half: 6-12	50.0%	Game: 10-22	45.5%									
															Deadball Rebounds 6

Officials: David Hall, Eric Curry, Deldre Carr
Technical fouls: Oregon State-None. Arizona State-None.
Attendance: 9705
ASU's next game is Saturday, Jan. 19 vs. Oregon on Pac-12 Network/98.7 FM
Tip time Saturday is 7:30 p.m.

Score by periods	1st	2nd	Total
Oregon State	22	48	67
Arizona State	31	39	70

OSU led - OSU 2nd-00:22, ASU 2nd-00:29.
Largest lead - OSU by 6 1st-14:44, ASU by 18 2nd-17:32.
OSU led for 03:40, ASU led for 33:23. Game was tied for 02:57.

Score tied - 1 time.
Lead changed - 3 times.

Official Basketball Box Score -- Game Totals -- Final Statistics Oregon vs Arizona State 01/19/19 7:30 p.m. at Ned Wulk Court/Wells Fargo Arena (Tempe)

Oregon 64 • 11-7; 2-3

#	Player	Total		3-Ptr		Rebounds			PF	TP	A TO Blk Stl				Min
		FG-FGA	FG-FGA	FT-FTA	FT-FTA	Off	Def	Tot			A	TO	Blk	Stl	
02	King,Louis	f	6-18	3-8	1-2	2	2	4	4	16	0	4	0	0	35
13	White,Paul	f	4-10	2-5	2-2	3	1	4	2	12	1	3	0	0	23
33	Okoro,Francis	f	2-2	0-0	0-0	0	3	3	3	4	0	1	1	0	17
03	Pritchard,Payton	g	5-12	4-9	6-6	4	2	6	2	20	4	3	0	3	34
10	Bailey, Victor Jr.	g	0-9	0-4	0-0	0	0	0	0	0	3	2	0	0	26
00	Richardson,Will	g	2-7	0-3	0-0	2	0	2	1	4	2	0	0	2	22
04	Amin,Ehab	g	1-4	0-1	0-0	1	1	2	5	2	1	1	0	0	18
05	Norris,Miles	g	1-1	1-1	3-3	1	2	3	2	6	0	0	0	0	11
14	Wooten,Kenny	g	0-0	0-0	0-0	1	5	6	3	0	0	1	0	0	14
Team						4	4	8							
Totals			21-63	10-31	12-13	18	20	38	22	64	11	15	1	5	200
FG % 1st Half: 12-28		42.9%	2nd half: 9-35	25.7%	Game: 21-63	33.3%									
3FG % 1st Half: 5-12		41.7%	2nd half: 5-19	26.3%	Game: 10-31	32.3%									
FT % 1st Half: 10-11		90.9%	2nd half: 2-2	100.0	Game: 12-13	92.3%									
															Deadball Rebounds 1

Arizona State 78 • 13-5; 4-2

#	Player	Total		3-Ptr		Rebounds			PF	TP	A TO Blk Stl				Min
		FG-FGA	FG-FGA	FT-FTA	FT-FTA	Off	Def	Tot			A	TO	Blk	Stl	
23	White,Romello	f	2-3	0-0	1-2	1	3	4	3	5	0	1	1	0	19
45	Cheatham,Zylan	f	5-6	0-1	7-8	3	6	9	2	17	1	3	1	0	33
00	Dort,Luguentz	g	4-10	2-6	2-4	0	2	2	2	12	5	5	0	0	32
01	Martin,Remy	g	4-10	1-3	2-2	0	3	3	1	11	8	3	0	2	36
02	Edwards,Rob	g	2-5	2-5	2-2	0	2	2	1	8	1	1	0	0	28
10	Shibel,Vitaliy	g	0-0	0-0	0-0	0	0	0	0	0	0	0	0	0	1
14	Lawrence,Kimani	g	3-5	1-3	3-3	1	3	4	2	10	1	1	1	2	23
32	Lake,De'Quon	g	0-0	0-0	0-0	0	1	1	0	0	0	0	0	0	6
35	Cherry,Taeshon	g	5-10	5-10	0-0	1	0	1	4	15	1	1	0	2	22
Team						1	4	5							
Totals			25-49	11-28	17-21	7	24	31	15	78	17	15	3	6	200
FG % 1st Half: 14-25		56.0%	2nd half: 11-24	45.8%	Game: 25-49	51.0%									
3FG % 1st Half: 6-14		42.9%	2nd half: 5-14	35.7%	Game: 11-28	39.3%									
FT % 1st Half: 5-8		62.5%	2nd half: 12-13	92.3%	Game: 17-21	81.0%									
															Deadball Rebounds 1

Officials: Chris Rastatter, Kelly Pfeifer, D.G. Nelson
Technical fouls: Oregon-None. Arizona State-Cherry,Taeshon.
Attendance: 12751
ASU's next game at UCLA on Thursday, Jan. 24 at 8 p.m. PT (FS1/620 AM)

Score by periods	1st	2nd	Total
Oregon	39	25	64
Arizona State	39	39	78

Points	In	Off	2nd	Fast	Bench
ORE	18	23	13	2	12
ASU	24	14	5	8	25

Last FG - ORE 2nd-00:48, ASU 2nd-03:52.
Largest lead - ORE by 4 2nd-13:06, ASU by 16 2nd-03:52.
ORE led for 17:10, ASU led for 19:36. Game was tied for 03:14.

Score tied - 6 times.
Lead changed - 12 times.

Official Box Score Arizona St. vs UCLA Game Totals -- Final Statistics January 25, 2019 at Pauley Pavilion - Los Angeles, Calif.

Arizona St. 84

No.	Player	S	Pts	FG	3FG	FT	OR	DR	TR	PF	A	TO	Blk	Stl	Min	±
00	Dort, Luguentz	f	16	7-15	0-5	2-4	2	2	4	4	1	6	0	0	34	4
01	Martin, Remy	f	15	6-13	3-9	0-0	0	1	1	0	11	2	0	0	37	14
02	Edwards, Rob	g	10	3-10	2-6	2-2	1	2	3	2	0	3	1	1	27	0
23	White, Romello	g	6	3-7	0-0	0-2	4	2	6	3	0	2	0	1	28	4
45	Cheatham, Zylan	g	9	4-6	0-0	1-3	3	17	20	2	5	2	0	2	32	-1
10	Shibel, Vitaliy	g	0	0-0	0-0	0-0	0	0	0	2	0	1	0	0	3	4
14	Lawrence, Kimani	g	15	4-10	1-5	6-6	2	3	5	4	1	1	0	0	21	16
32	Lake, De'Quon	g	8	3-4	0-0	2-2	0	0	2	4	0	0	0	0	13	11
35	Cherry, Taeshon	g	5	1-4	1-2	2-2	1	2	3	0	0	0	0	0	4	3
Team							0	4	4	0	0					
TOTALS			84	31-69	7-27	15-21	15	33	48	21	18	17	1	5	200	

Shooting By Period							Last FG: 2nd-00:37	
Period	FG	FG%	3FG	3FG%	FT	FT%	Biggest Run: 11-0	
1st Half	16-40	40%	2-13	15%	9-12	75%	Largest lead: By 12 at 2:00-45	
2nd Half	15-29	52%	5-14	36%	6-9	67%	Technical Fouls: #00 DORT (Class A) @ 2nd - 04:29;	
Game	31-69	44.9%	7-27	25.9%	15-21	71.4%		

UCLA 73

No.	Player	S	Pts	FG	3FG	FT	OR	DR	TR	PF	A	TO	Blk	Stl	Min	±
01	Brown, Moses	f	6	3-6	0-0	0-0	1	3	4	2	0	2	1	0	21	-7
04	Harris, David	f	15	6-12	2-3	1-3	1	3	4	4	1	4	1	1	35	4
13	Wilkes, Kris	f	15	5-13	3-7	2-4	1	4	5	4	3	3	0	1	28	-14
23	Ali, Prince	f	7	2-10	1-5	2-2	1	1	2	2	3	1	0	2	15	-7
24	Hill, Jalen	f	5	2-4	0-0	1-4	3	5	8	4	4	2	1	0	30	-10
02	Riley, Cody	f	6	3-6	0-2	0-0	2	8	10	2	1	4	0	2	27	2
03	Bernard, Jules	f	6	1-5	1-1	3-6	1	2	3	1	2	0	0	1	13	2
05	Smith, Chris	f	5	2-3	0-0	1-2	0	0	1	0	1	0	0	0	13	-9
34	Singhton, David	f	8	3-7	2-5	0-0	0	0	0	2	0	0	0	0	17	-8
	Team						1	2	3	0	0	0				
TOTALS			73	27-66	9-25	10-21	12	28	40	20	17	15	2	7	200	

2018-19 @SUNDEVILHOOPS BOX SCORES GAMES 21-24

Official Basketball Box Score -- Game Totals -- Final Statistics Arizona vs Arizona State 01-31-19 7 p.m. MT at TEMPE-Ned Wulk Court/Wells Fargo Arena

Arizona 88 • 14-8; 5-4

#	Player	Total		3-Ptr		Rebounds			PF	TP	A TO Blk Stl				Min
		FG-FGA	FG-FGA	FT-FTA	FT-FTA	Off	Def	Tot			A	TO	Blk	Stl	
10	Ryan Luther	r	6-10	5-8	2-2	5	4	9	1	19	3	1	0	2	39
11	Ira Lee	r	4-6	0-0	0-0	3	2	5	4	8	0	1	0	0	19
03	Dylan Smith	g	4-9	3-5	0-0	0	3	3	5	11	1	1	0	1	27
05	Brandon Randolph	g	6-17	2-6	3-5	0	2	2	2	17	0	0	0	1	43
12	Justin Coleman	g	5-14	3-5	6-6	1	0	1	3	19	9	2	0	1	44
01	Devonaire Doutrive	g	0-1	0-1	2-2	0	2	2	4	2	1	1	0	1	8
04	Chase Jeter	g	1-5	0-0	5-8	5	3	8	3	7	1	2	0	1	31
23	Alex Barcello	g	1-5	1-3	2-4	0	1	1	4	5	0	1	0	1	14
Team						2	2	4							
Totals			27-67	14-28	20-27	16	19	35	26	88	15	9	0	8	225

FG % 1st Half: 12-37 32.4% 2nd half: 15-26 57.7% OT: 0-4 0.0% Game: 27-67 40.3% Deadball Rebounds 3
3FG % 1st Half: 7-16 43.8% 2nd half: 7-11 63.6% OT: 0-1 0.0% Game: 14-28 50.0%
FT % 1st Half: 2-2 100.0 2nd half: 13-15 86.7% OT: 5-10 50.0% Game: 20-27 74.1%

Arizona State 95 • 15-6; 6-3

#	Player	Total		3-Ptr		Rebounds			PF	TP	A TO Blk Stl				Min
		FG-FGA	FG-FGA	FT-FTA	FT-FTA	Off	Def	Tot			A	TO	Blk	Stl	
23	White,Romello	r	5-6	0-0	3-5	2	2	4	4	13	1	1	2	1	32
45	Cheatham,Zylan	r	5-7	0-0	1-3	5	17	22	3	11	3	4	0	0	40
00	Dort,Luguentz	g	5-12	1-4	4-4	1	3	4	5	15	6	2	0	1	39
01	Martin,Remy	g	8-14	5-7	10-12	0	1	1	3	31	8	1	0	1	41
02	Edwards,Rob	g	4-9	3-6	8-11	0	1	1	2	19	0	2	1	2	38
14	Lawrence,Kimani	g	1-3	0-2	0-0	0	0	0	3	2	0	2	0	0	19
32	Lake,De'Quon	g	2-2	0-0	0-0	1	2	3	4	0	0	0	1	0	12
35	Cherry,Taeshon	g	0-1	0-0	0-0	1	1	2	3	0	0	1	0	0	4
Team						0	1	1							
Totals			30-54	9-19	26-35	10	28	38	23	95	18	13	4	5	225

FG % 1st Half: 11-26 42.3% 2nd half: 16-22 72.7% OT: 3-6 50.0% Game: 30-54 55.6% Deadball Rebounds 4
3FG % 1st Half: 3-9 33.3% 2nd half: 5-8 62.5% OT: 1-2 50.0% Game: 9-19 47.4%
FT % 1st Half: 11-16 68.8% 2nd half: 10-13 76.9% OT: 5-6 83.3% Game: 26-35 74.3%

Officials: Mike Reed, Eric Curry, Bo Boroski
Technical fouls: Arizona-None. Arizona State-None.

Attendance: 14731

ASU's next game: Thursday, Feb. 7, vs. Washington State (6 p.m./Pac-12 Network)

Tonight's game broadcast on ESPN2.

Score by periods	1st	2nd	OT	Total
Arizona	33	50	5	88
Arizona State	36	47	12	95

Last FG - ARIZ 2nd-00:24, ASU OT-02:21.

Largest lead - ARIZ by 6 2nd-07:03, ASU by 9 2nd-18:52.

ARIZ led for 06:46, ASU led for 31:58. Game was tied for 06:16.

Points	In	Off	2nd	Fast	Bench
ARIZ	20	19	11	3	14
ASU	36	9	10	14	6

Score tied - 7 times.
Lead changed - 4 times.

Official Basketball Box Score -- Game Totals -- Final Statistics Washington State vs Arizona State 02/07/19 6 p.m. at Tempe, Ariz. (Wells Fargo Arena)

Washington State 91 • 9-14, 2-8

#	Player	Total		3-Ptr		Rebounds			PF	TP	A TO Blk Stl				Min
		FG-FGA	FG-FGA	FT-FTA	FT-FTA	Off	Def	Tot			A	TO	Blk	Stl	
03	Franks, Robert	r	11-17	5-9	7-7	2	11	13	2	34	2	4	4	4	38
13	Jeff Pollard	r	2-5	0-0	1-2	1	3	4	2	5	1	0	0	0	25
05	Marvin Cannon	g	3-9	0-2	7-8	0	3	3	3	13	0	1	0	1	26
23	Ahmed Ali	g	1-4	1-4	4-4	1	3	4	3	7	6	3	0	1	26
24	Viont'e Daniels	g	2-4	2-4	1-2	1	0	1	4	7	2	2	0	0	14
00	Isaiah Wade	g	1-5	0-1	0-0	2	4	6	3	2	1	1	0	2	12
02	Jervae Robinson	g	1-3	0-2	5-6	1	0	1	1	7	1	2	0	0	14
02	CJ Elleby	g	3-10	3-6	1-2	1	9	10	2	10	9	5	0	2	34
04	Aljaz Kunc	g	2-3	1-2	1-2	0	4	4	4	6	0	0	1	1	11
Team						0	2	2							
Totals			26-60	12-30	27-33	9	39	48	24	91	22	19	5	11	200

FG % 1st Half: 16-34 47.1% 2nd half: 10-26 38.5% Game: 26-60 43.3% Deadball Rebounds 5
3FG % 1st Half: 9-17 52.9% 2nd half: 3-13 23.1% Game: 12-30 40.0%
FT % 1st Half: 9-11 81.8% 2nd half: 18-22 81.8% Game: 27-33 81.8%

Arizona State 70 • 15-7, 6-4

#	Player	Total		3-Ptr		Rebounds			PF	TP	A TO Blk Stl				Min
		FG-FGA	FG-FGA	FT-FTA	FT-FTA	Off	Def	Tot			A	TO	Blk	Stl	
23	White,Romello	r	1-2	0-0	2-4	0	1	1	2	4	0	1	0	2	25
45	Cheatham,Zylan	r	3-6	0-1	2-4	4	12	16	1	8	2	3	0	2	33
00	Dort,Luguentz	g	6-12	2-7	8-12	2	2	4	4	22	1	5	1	4	33
01	Martin,Remy	g	3-13	1-9	2-2	0	4	4	3	9	8	2	0	2	35
02	Edwards,Rob	g	2-15	0-7	2-2	2	2	4	2	6	0	3	0	2	29
10	Shibel,Vitaliy	g	0-0	0-0	0-0	0	0	0	1	0	0	1	0	0	1
11	Valtonen,Elias	g	2-5	2-5	0-0	0	0	0	3	6	0	1	0	2	11
14	Lawrence,Kimani	g	5-13	0-4	3-7	5	3	8	4	13	0	0	0	1	22
25	Fogerty,Grant	g	0-0	0-0	0-0	0	0	0	0	0	0	0	0	0	1
31	Thompson,Trevor	g	0-0	0-0	0-0	0	0	0	1	0	0	0	0	0	1
32	Lake,De'Quon	g	1-2	0-0	0-0	1	1	2	2	2	0	1	1	0	9
Team						1	1	2							
Totals			23-68	5-33	19-33	15	26	41	24	70	11	17	2	15	200

FG % 1st Half: 10-27 37.0% 2nd half: 13-41 31.7% Game: 23-68 33.8% Deadball Rebounds 5
3FG % 1st Half: 0-8 0.0% 2nd half: 5-25 20.0% Game: 5-33 15.2%
FT % 1st Half: 13-23 56.5% 2nd half: 6-10 60.0% Game: 19-33 57.6%

Officials: David Hall, Paul Szelc, Tom Nally
Technical fouls: Washington State-None. Arizona State-TEAM.

Attendance: 9517

Score by periods	1st	2nd	Total
Washington State	50	41	91
Arizona State	33	37	70

Last FG - WSU 2nd-01:21, ASU 2nd-01:06.

Largest lead - WSU by 26 2nd-08:35, ASU by 4 1st-18:15.

WSU led for 36:29, ASU led for 03:06. Game was tied for 00:25.

Points	In	Off	2nd	Fast	Bench
WSU	28	20	14	9	25
ASU	28	17	12	5	21

Score tied - 0 times.
Lead changed - 3 times.

Official Basketball Box Score -- Game Totals -- Final Statistics Washington vs Arizona State 02/09/19 8 p.m. at Tempe, Ariz. (Wells Fargo Arena)

Washington 63 • 19-5; 10-1

#	Player	Total		3-Ptr		Rebounds			PF	TP	A TO Blk Stl				Min
		FG-FGA	FG-FGA	FT-FTA	FT-FTA	Off	Def	Tot			A	TO	Blk	Stl	
23	Matisse Thybulle	r	1-6	1-5	0-0	0	3	3	4	3	3	2	2	3	35
02	Dominic Green	g	2-5	2-5	0-0	1	0	1	1	6	1	2	0	5	29
33	Sam Timmins	g	2-2	0-0	0-0	1	2	3	2	4	0	3	0	1	22
01	David Crisp	g	6-19	4-14	1-4	1	1	2	2	17	1	1	0	1	33
05	Jaylen Nowell	g	5-13	3-6	2-2	1	2	3	4	15	2	4	0	1	38
00	Jamal Bey	g	0-0	0-0	0-2	0	0	0	3	0	1	0	0	1	10
11	Nahziah Carter	g	0-5	0-2	0-0	0	0	0	2	0	1	2	0	0	15
15	Noah Dickerson	g	5-7	0-0	0-0	2	6	8	4	18	1	3	0	0	18
Team						2	1	3							
Totals			21-57	10-32	11-20	8	15	23	22	63	10	17	2	12	200

FG % 1st Half: 10-28 35.7% 2nd half: 11-29 37.9% Game: 21-57 36.8% Deadball Rebounds 4
3FG % 1st Half: 3-16 18.8% 2nd half: 7-16 43.8% Game: 10-32 31.3%
FT % 1st Half: 3-4 75.0% 2nd half: 8-16 50.0% Game: 11-20 55.0%

Arizona State 75 • 16-7; 7-4

#	Player	Total		3-Ptr		Rebounds			PF	TP	A TO Blk Stl				Min
		FG-FGA	FG-FGA	FT-FTA	FT-FTA	Off	Def	Tot			A	TO	Blk	Stl	
23	White,Romello	r	8-9	0-0	1-2	4	4	8	5	17	0	2	1	0	34
45	Cheatham,Zylan	r	4-7	0-0	1-4	0	9	9	2	9	7	6	2	2	34
00	Dort,Luguentz	g	5-10	1-6	4-4	2	3	5	2	15	6	6	1	3	35
01	Martin,Remy	g	3-6	2-5	5-7	0	2	2	0	13	5	4	0	1	37
02	Edwards,Rob	g	5-9	2-4	0-0	1	7	8	2	12	0	0	0	0	36
11	Valtonen,Elias	g	0-0	0-0	0-0	0	1	1	0	0	0	1	0	0	3
14	Lawrence,Kimani	g	3-5	1-2	0-0	0	2	2	4	7	0	5	0	0	15
32	Lake,De'Quon	g	1-1	0-0	0-2	0	2	2	4	2	0	0	0	0	6
Team						0	3	3							
Totals			29-47	6-17	11-19	7	33	40	19	75	18	24	4	6	200

FG % 1st Half: 14-24 58.3% 2nd half: 15-23 65.2% Game: 29-47 61.7% Deadball Rebounds 4
3FG % 1st Half: 3-10 30.0% 2nd half: 3-7 42.9% Game: 6-17 35.3%

2018-19 @SUNDEVILHOOPS BOX SCORES GAMES 25-27

Official Box Score
Arizona St. vs Utah
Game Totals -- Final Statistics
February 17, 2019 at Huntsman Center

Arizona St. 98

No.	Player	S	Pts	FG	3FG	FT	OR	DR	TR	PF	A	TO	Bk	Stl	Mn	+/-
00	Dort, Luguentz	G	17	6-11	3-5	2-2	2	3	5	5	2	1	0	2	23	9
01	Martin, Remy	G	16	6-11	2-4	2-3	0	3	3	1	5	1	0	3	37	6
02	Edwards, Rob	G	28	9-14	4-6	6-7	1	1	2	3	2	0	0	1	33	14
23	White, Romello	F	6	2-5	0-0	2-4	1	4	5	3	0	1	1	0	26	17
45	Cheatham, Zylan	F	24	8-12	0-0	8-8	2	8	10	4	3	5	1	0	26	18
10	Shibel, Vitaliy	F	0	0-1	0-1	0-0	0	0	0	1	0	0	0	0	8	-5
11	Valtonen, Elias	G	2	1-1	0-0	0-0	0	0	0	1	0	0	0	0	7	-1
14	Lawrence, Kimani	F	2	1-4	0-2	0-0	1	2	3	3	1	1	1	0	23	2
35	Cherry, Taeshon	F	3	1-4	1-4	0-0	0	2	2	5	0	1	0	0	17	-5
	Team						5	0	5	0	0	0	0	0		
TOTALS			98	34-63	10-22	20-24	12	23	35	26	13	10	3	6	200	

Shooting By Period

Period	FG	FG%	3FG	3FG%	FT	FT%
1st Half	18-35	51%	8-13	62%	3-5	60%
2nd Half	16-28	57%	2-9	22%	17-19	89%
Game	34-63	54.0%	10-22	45.5%	20-24	83.3%

Last FG: 2nd-00:57

Largest lead: By 16 at Technical Fouls: None.

Utah 87

No.	Player	S	Pts	FG	3FG	FT	OR	DR	TR	PF	A	TO	Bk	Stl	Mn	+/-
02	Barefield, Sedrick	G	17	4-13	1-6	8-8	0	0	0	4	4	5	0	4	31	-11
11	Gach, Boh	F	7	3-3	1-1	0-0	0	2	2	1	1	0	1	0	18	-4
20	Allen, Timmy	F	13	5-7	0-0	3-6	2	5	7	3	2	4	1	1	35	-13
21	Baltin, Riley	F	2	1-2	0-1	0-0	1	0	1	1	0	1	1	0	10	-16
34	Johnson, Jayce	F	7	3-5	0-0	1-3	1	4	5	4	0	0	3	0	23	-12
01	Jones, Charles	G	4	1-2	1-2	1-2	0	2	2	0	1	0	0	0	7	1
03	Tillman, Donnie	F	9	2-5	0-2	5-7	1	2	3	1	2	1	0	0	26	3
05	Van Dyke, Parker	G	17	5-9	3-7	4-5	0	1	1	3	4	1	0	2	32	4
13	Topalovic, Novak	C	2	1-1	0-0	0-1	0	0	0	1	0	1	2	0	5	-1
25	Rydalsch, Beau	G	0	0-2	0-0	0-0	1	0	1	1	0	0	0	0	0	-1
30	King, Brooks	G	1	0-0	0-0	1-2	0	0	0	0	0	0	0	0	0	-1
31	Morley, Brandon	C	8	3-3	2-2	0-2	0	2	2	2	0	0	0	0	12	2
40	Reininger, Marc	F	0	0-0	0-0	0-0	0	0	0	0	0	0	0	0	1	-1
	Team						3	2	5	0	0	0	0	0		
TOTALS			87	28-52	8-23	23-36	9	20	29	21	14	13	8	7	200	

Shooting By Period

Period	FG	FG%	3FG	3FG%	FT	FT%
1st Half	17-30	57%	5-12	42%	3-6	50%
2nd Half	11-22	50%	3-11	27%	20-30	67%
Game	28-52	53.8%	8-23	34.8%	23-36	63.9%

Last FG: 2nd-00:41

Largest lead: By 2 at Technical Fouls: None.

Game Notes:
Officials: Mike Reed, Scott Brown, Tom Nally

Attendance: 19327

Start Time: 8:19 AM

Conference Game:

Score	1st	2nd	TOT	Points from	ASU	Utah
ASU	47	51	98	In the Paint	44	40
Utah	42	45	87	Off Turns	15	12
				2nd Chance	18	8
				Fast Break	4	14
				Bench	7	41

ASU led for 38:40. Utah led for 0:38.
Game was tied for 0:8.
Times tied: 9 Lead Changes: 9

Official Box Score
Stanford vs Arizona State
Game Totals -- Final Statistics
February 20, 2019 at Tempe (Wells Fargo Arena/Ned Wulk Court)

Stanford 62

No.	Player	S	Pts	FG	3FG	FT	OR	DR	TR	PF	A	TO	Bk	Stl	Mn	+/-	
01	Davis, Daejon	G	6	1-8	0-4	4-5	0	1	1	2	2	4	0	1	32	-19	
02	Wills, Bryce	G	5	2-6	0-0	1-2	1	3	4	5	2	3	0	1	29	-7	
13	Silva, Oscar Da	F	15	6-15	0-6	3-5	1	4	5	4	2	0	1	0	37	-16	
20	Sharma, Josh	C	17	7-7	0-0	3-5	4	3	7	4	1	1	1	0	29	-17	
23	Ryan, Cormac	G	6	2-10	1-7	1-2	0	6	6	4	1	1	0	0	33	-9	
04	White, Isaac	0	0	0-1	0-1	0-0	0	1	1	0	0	0	0	0	4	-1	
05	Pugh, Kodye	2	1	1-1	0-0	0-0	0	0	0	0	0	0	0	0	2	-4	
11	Delaine, Jaiden	6	1	1-3	0-0	4-8	2	3	5	1	2	2	0	1	16	-10	
14	Sheffield, Marcus	3	1	1-5	1-3	0-0	2	0	2	3	0	1	0	0	2	16	-6
32	Kisunas, Lukas	2	0	0-0	0-0	2-2	1	0	1	2	0	0	0	0	2	-2	
	Team						2	0	2	0	0	1					
TOTALS			62	21-56	2-21	18-29	13	21	34	26	10	13	2	5	200		

Shooting By Period

Period	FG	FG%	3FG	3FG%	FT	FT%
1st Half	11-22	50%	2-8	25%	10-12	83%
2nd Half	10-34	29%	0-13	00%	8-17	47%
Game	21-56	37.5%	2-21	09.5%	18-29	62.1%

Deadball Rebounds: 5.0

Last FG: 2nd-02:54
Largest lead: By 3 at 1st-10:00
Technical Fouls: None.

Arizona State 80

No.	Player	S	Pts	FG	3FG	FT	OR	DR	TR	PF	A	TO	Bk	Stl	Mn	+/-
00	Dort, Luguentz	G	11	3-8	1-3	4-6	3	2	5	3	1	2	2	1	26	13
01	Martin, Remy	G	16	5-10	1-4	5-8	0	5	5	1	6	1	0	2	34	20
02	Edwards, Rob	G	16	6-8	2-4	2-2	0	5	5	3	4	1	0	0	32	18
23	White, Romello	F	9	3-5	0-0	3-4	2	2	4	5	0	2	0	0	27	9
45	Cheatham, Zylan	F	7	2-7	1-1	2-5	0	5	5	4	2	2	1	0	26	13
11	Valtonen, Elias	0	0-0	0-0	0-0	0	0	0	0	0	0	0	0	0	2	1
14	Lawrence, Kimani	7	3-3	1-1	0-1	1	2	3	2	0	1	0	0	0	21	5
21	Roggin, Jack	0	0-0	0-0	0-0	0	0	0	2	0	0	0	0	0	1	-2
24	Salzman, Jordan	0	0-0	0-0	0-0	0	0	0	0	0	0	0	0	0	1	-2
25	Fogarty, Grant	0	0-0	0-0	0-0	0	0	0	0	0	0	0	0	0	1	-2
31	Thompson, Trevor	0	0-0	0-0	0-0	0	0	0	0	0	0	0	0	0	1	-2
32	Lake, De'quan	3	1-1	0-0	1-1	0	4	4	2	0	1	1	0	13	11	
35	Cherry, Taeshon	11	4-10	3-8	0-0	1	1	2	2	0	2	0	0	0	15	7
TOTALS			80	27-52	9-21	17-27	9	28	37	24	13	13	4	3	200	

Shooting By Period

Period	FG	FG%	3FG	3FG%	FT	FT%
1st Half	15-28	54%	6-13	46%	6-8	75%
2nd Half	12-24	50%	3-8	38%	11-19	58%
Game	27-52	51.9%	9-21	42.9%	17-27	63.0%

Deadball Rebounds: 5.0

Last FG: 2nd-00:40
Largest lead: By 20 at 2nd-00:40
Technical Fouls: None.

Game Notes:
Officials: Chris Rastatter, Larry Spaulding, DG Nelson

Attendance: 19327

Start Time: 7:06pm

End Time: 9:15pm

Game Duration: 2hrs09min

Conference Game:
ASU next game is Sunday (Feb. 24) at 4 p.m. vs. California (Pac-12 Network).

Score	1st	2nd	TOT	Points from	STAN	ASU
STAN	34	28	62	In the Paint	36	22
ASU	42	38	80	Off Turns	13	11
				2nd Chance	11	7
				Fast Break	2	8
				Bench	13	21

STAN led for 2:32. ASU led for 32:32.
Game was tied for 4:56.
Times tied: 6 Lead Changes: 8

Official Box Score
California vs Arizona State
Game Totals -- Final Statistics
February 24, 2019 at Ned Wulk Court/Wells Fargo Arena (Tempe)

California 59

No.	Player	S	Pts	FG	3FG	FT	OR	DR	TR	PF	A	TO	Bk	Stl	Mn	+/-
02	Harris-Dyson, Juhwan	G	2	1-5	0-0	0-0	2	0	2	2	0	1	0	1	12	-12
03	Austin, Paris	G	10	3-5	0-0	4-4	0	0	2	1	3	2	0	1	34	-11
10	Sueing, Justice	G	9	3-11	1-2	2-4	3	0	3	2	4	3	1	3	35	-13
20	Bradley, Matt	G	23	8-13	5-7	2-2	1	9	10	2	1	1	1	0	32	-6
23	Vanover, Connor	C	4	2-9	0-4	0-0	1	2	3	1	0	3	1	0	26	-10
01	Mcneill, Darius	3	1-5	1-4	0-0	1	0	1	4	0	1	0	1	0	25	1
22	Kelly, Andre	2	0-2	0-0	2-2	0	1	1	1	0	1	0	0	0	8	-7
24	Gordon, Jacobi	0	0-0	0-0	0-0	0	0	0	0	0	0	0	0	0	4	8
34	Anticevich, Grant	6	2-4	2-3	0-0	1	6	7	3	3	2	2	0	24	0	
	Team						3	3	6	0	3					
TOTALS			59	20-54	9-20	10-12	12	23	35	16	11	17	5	6	200	

Shooting By Period

Period	FG	FG%	3FG	3FG%	FT	FT%
1st Half	12-30	40%	4-9	44%	6-6	100%
2nd Half	8-24	33%	5-11	45%	4-6	67%
Game	20-54	37.0%	9-20	45.0%	10-12	83.3%

Last FG: 2nd-00:22

Largest lead: By 6 at 1st-00:01
Technical Fouls: None.

Arizona State 69

No.	Player	S	Pts	FG	3FG	FT	OR	DR	TR	PF	A	TO	Bk	Stl	Mn	+/-
00	Dort, Luguentz	G	22	6-11	2-6	8-9	2	4	6	2	2	3	0	1	34	9
01	Martin, Remy	G	8	2-9	2-6	2-2	1	4	2	1	5	1	0	2	36	5
02	Edwards, Rob	G	16	6-13	2-5	2-3	0	2	2	1	1	1	0	2	34	19
32	Lake, De'quan	F	8	3-4	0-0	2-3	3	1	4	0	0	0	2	1	20	11
45	Cheatham, Zylan	F	8	3-11	0-0	2-2	2	10	12	2	3	5	0	1	32	12
11	Valtonen, Elias	F	0	0-0	0-0	0-0	0	0	0	1	0	0	0	0	1	0
14	Lewrence, Kimani	F	2	1-3	0-2	0-0	1	2	3	1	1	0	0	0	10	8
23	White, Ronellio	G	2	1-3	0-2	0-2	1	1	2	0	0	0	0	0	15	0
35	Cherry, Taeshon	G	3	1-2	1-2	0-0	1	2	3	2	0	0	0	0	18	-10
	Team						1	0	1	0	0	1				
TOTALS			69	23-55	7-21	16-21	12	23	35	12	12	11	2	7	200	

2018-19 SUN DEVIL HIGHS AND LOWS

SUN DEVIL TEAM HIGHS

POINTS: 102 vs. CAL STATE FULLERTON
FIELD GOALS: 34 at Utah
FIELD GOAL ATTEMPTS: 78 vs. CAL STATE FULLERTON
FIELD GOAL%: .617 vs. WASHINGTON (29-47)
3-PT FIELD GOALS: 11 vs. OREGON/UTAH
3-PT FIELD GOALS ATT: 33 vs. WASHINGTON STATE
3-PT % (10 ATT.): .500 vs. Utah State (7-14)
FREE THROWS: 28 vs. Utah State
FREE THROWS ATTEMPTED: 44 vs. CAL STATE FULLERTON
FREE THROW % (15 ATT.): .880 at USC (22-25)
REBOUNDS: 63 vs. LONG BEACH STATE
ASSISTS: 24 vs. COLORADO
STEALS: 15 vs. WASHINGTON STATE
BLOCKS: 8 vs. PRINCETON
TURNOVERS: 24 vs. WASHINGTON
FOULS: 27 vs. Utah State
FIRST HALF POINTS: 50 vs. NEBRASKA OMAHA
SECOND HALF POINTS: 52 vs. LONG BEACH STATE

SUN DEVIL TEAM LOWS

POINTS: 65 at Vanderbilt
FIELD GOALS: 19 at USC
FIELD GOAL ATTEMPTS: 47 vs. WASHINGTON
FIELD GOAL%: .306/19-62 at USC
3-PT FIELD GOALS: 2 vs. PRINCETON
3-PT FIELD GOALS ATT: 14 vs. Utah State
3-PT % (10 ATT.): .133/2-15 vs. PRINCETON
FREE THROWS: 6 at Stanford
FT ATTEMPTED: 17 at Stanford/vs. #6 Nevada
FREE THROW % (10 ATT.): .353/6-17 at Stanford
REBOUNDS: 29 vs. Utah State
ASSISTS: 8 vs. PRINCETON/at Georgia
STEALS: 3 vs. STANFORD/OSU/CAL STATE FULLERTON
BLOCKS: 0 at Georgia
TURNOVERS: 7 vs. PRINCETON
FOULS: 12 vs. CALIFORNIA/#1 KANSAS

SUN DEVIL INDIVIDUAL HIGHS

POINTS: 33, Luguentz Dort vs. Utah State
FIELD GOALS: 10 (3x)
FG ATT: 22, Luguentz Dort vs. CAL STATE FULLERTON
FG% (9 ATT.): 9-10, Romello White vs. TSU
3-PT FGS: 5, Martin vs. ARIZONA; Cherry vs. UO/Martin at Cal
3-PT ATT: 10, Cherry vs. UO/Dort vs. TEXAS SOUTHERN
3-PT % (4 MADE): Taeshon Cherry vs. OREGON STATE (4-5)
3-PT % (4 MADE): Zylan Cheatham vs. UTAH (4-5)
FREE THROWS: 11, Luguentz Dort vs. Utah State
FT ATTEMPTED: 14, Luguentz Dort vs. Utah State
FT % (6 ATT.): 6-6, White vs. LBSU/Lawrence at UCLA
REBOUNDS: 22, Zylan Cheatham vs. ARIZONA
ASSISTS: 11, Remy Martin at UCLA
STEALS: 4 by Taeshon Cherry vs. #1 KANSAS STATE
BLOCKS: 3, three times
TURNOVERS: 8, Luguentz Dort vs. TEXAS SOUTHERN
FOUL OUTS: 14 on year
MINUTES: 41, Remy Martin vs. UA/ Edwards vs. CSF

OPPONENT TEAM HIGHS

POINTS: 96 by UTAH
FIELD GOALS: 34 by CAL STATE FULLERTON
FIELD GOAL ATTEMPTS: 74 by CAL STATE FULLERTON
FIELD GOAL %: .533/at Stanford (32-60)
3-POINTERS: 16 by UTAH
3-POINTER ATTEMPTS: 35 by TEXAS SOUTHERN
3-POINT % (10 ATT.): .533/UTAH (16-30)
FREE THROWS: 27 by WASHINGTON STATE
FREE THROW ATTEMPTS: 33 by WAZZU/Utah State
FREE THROW % (15 ATT.): .938/#1 KANSAS (15-16)
REBOUNDS: 48 by WASHINGTON STATE
ASSISTS: 22 by WASHINGTON STATE
STEALS: 12 by WASHINGTON
BLOCKS: 7 at Stanford/at Georgia/by #6 Nevada
TURNOVERS: 20 by Utah State
FOULS: 36 by CAL STATE FULLERTON

OPPONENT TEAM LOWS

POINTS: 52 by McNEESE STATE
FIELD GOALS: 15 by McNEESE STATE
FIELD GOAL ATTEMPTS: 47 at Georgia/by McNEESE STATE
FIELD GOAL %: .274/17-62 by LONG BEACH STATE
3-POINTERS: 2 by Stanford
3-POINTER ATTEMPTS: 18 at Colorado/by #6 Nevada
3-POINT % (10 ATT.): .100/2-20 by Stanford
FREE THROWS: 2 by NEBRASKA OMAHA
FREE THROW ATTEMPTS: 5 by NEBRASKA OMAHA
FREE THROW % (20 ATT.): .586/17-29 by McNEESE STATE
REBOUNDS: 23 by WASHINGTON
ASSISTS: 7 by CAL STATE FULLERTON
STEALS: 1 by McNEESE STATE
BLOCKS: 1 (7x)
TURNOVERS: 7 by TEXAS SOUTHERN
FOULS: 15 by #6 Nevada

OPPONENT INDIVIDUAL HIGHS

POINTS: 35, Kyle Allman of CSU FULLERTON
FIELD GOALS: 13, Kyle Allman of CSU FULLERTON
FIELD GOAL ATTEMPTS: 26, Kyle Allman of CSU FULLERTON
3-PT FGS: 6, Donnie Tillman of UTAH
3-PT ATT: 14, Jaylyn Patterson vs. TSU
FREE THROWS: 10, Khalil Ahmad of CSU FULLERTON
FT ATTEMPTED: 12 (2x)
REBOUNDS: 17 Tyler Bey at Colorado
ASSISTS: 7, Justin Coleman of ARIZONA
STEALS: 5 by Dominic Green of WASHINGTON
BLOCKS: 4 by Nicolas Claxton at Georgia
TURNOVERS: 6 by Matt Bradley at California
FOUL OUTS: 15 times

ASU STARTING LINEUPS 2018-19 (7)

Cheatham, Dort, Edwards, Lawrence, White (1-0 vs. CSF)
Cheatham, Dort, Lawrence, Martin, White (6-3)
Cheatham, Cherry, Dort, Lawrence, White (2-1)
Cheatham, Edwards, Lake, Lawrence, White (1-0 vs. CU)
Cheatham, Dort, Edwards, Lawrence, White (1-0 at Cal)
Cheatham, Dort, Edwards, Martin, White (7-4)
Cheatham, Dort, Edwards, Lake, Martin (1-0 on Senior Day)

SUN DEVIL CAREER HIGHS/SUN DEVIL RECORD WHEN

BOBBY HURLEY ERA STATS (69-55)

Year	15-16	16-17	17-18	18-19	TOTAL
Record:	15-17	15-18	20-12	19-8	69-55
More rebounds:	12-3	9-3	13-1	16-5	50-12
Lead/Tie at half:	11-3	11-4	13-1	14-4	49-12
Trail at half:	4-14	4-14	7-11	5-4	20-43
Shoot more FTs:	13-4	11-6	18-3	11-3	53-17
Better/Same FG%:	9-1	13-0	15-2	16-0	53-3
Shot worse FG%:	6-16	2-18	5-10	3-8	16-52
Shot > 50% FG:	3-0	3-2	10-0	9-0	25-2
Shot < 50% FG:	12-17	12-16	10-12	10-8	44-53
More TOs:	4-11	4-4	4-2	8-3	20-20
Same/Less TOs:	11-6	11-14	15-11	11-5	48-36
Home Games:	11-5	9-7	13-4	13-3	46-19
Road Games:	3-9	4-6	4-6	4-4	15-25
Neutral Sites:	1-2	2-5	3-2	2-1	8-10
Non Pac-12:	10-3	7-6	12-1	9-3	38-13
Pac-12 Season:	5-13	7-11	8-10	10-5	30-39
Pac-12 Tourn.:	0-1	1-1	0-1	0-0	1-3
3 points or less:	3-3	4-3	4-2	2-2	13-10
6 points or less:	3-6	5-3	4-7	5-4	17-20

#0 LUGUENTZ DORT SUN DEVIL HIGHS

POINTS: 33 vs. Utah State (11/21/18)

FG MADE: 10 vs. Utah State (11/21/18)/McNEESE (11/9/18)

FG ATTEMPTS: 22 vs. CAL STATE FULLERTON (11/6/18)

3-PT FG MADE: 3 (6x)

3-PT FG ATTEMPTED: 10 vs. TEXAS SOUTHERN

FREE THROWS MADE: 11 vs. Utah State (11/21/18)

FREE THROWS ATTEMPTED: 14 vs. Utah State (11/21/18)

REBOUNDS: 12 vs. LONG BEACH STATE (11/12/18)

ASSISTS: 6 vs. WASHINGTON/ARIZONA

STEALS: 3 (4x)

MINUTES: 39 vs. ARIZONA (1/31/19)/Utah State (11/21/18)

#1 REMY MARTIN SUN DEVIL HIGHS

POINTS: vs. ARIZONA (1/31/19)

REBOUNDS: 8 at Georgia (12/15/18)

ASSISTS: 11 at UCLA (1/24/19)

FG MADE: 10 vs. UTAH (1/3/19)

FG ATT: 20 at Georgia (12/15/18)

3-PT MADE: 5 vs. ARIZONA (1/31/19)

FT MADE: 8 vs. ARIZONA (1/31/19)/vs. LBSU (11/12/18)

FT ATT.: 14 vs. vs. ARIZONA (1/31/19)

MINUTES: 41 vs. ARIZONA (1/31/19)

#2 ROB EDWARDS HIGHS

CLEVELAND STATE POINTS: 32 at Oakland (1/16/17)

ASU POINTS: 28 at Utah (2/16/19)

ASU POINTS (SECOND MOST): 19 vs. ARIZONA (1/31/19)

3-POINT FIELD GOALS: 4 at Utah (2/16/09)

REBOUNDS: 6 (2x) at California (1/9/19)

MINUTES: 41 vs. CAL STATE FULLERTON (11/6/18)

#3 MICKEY MITCHELL SUN DEVIL HIGHS

POINTS: 12 (2x) at California (1/20/18)

REBOUNDS: 13 vs. Vanderbilt (12/17/17)

ASSISTS: 5 vs. Oregon (1/11/18)

MINUTES: 33 at Stanford (1/17/18)

#10 VITALIY SHIBEL SUN DEVIL HIGHS

POINTS: 11 vs. St. John's (12/8/17)

REBOUNDS: 8 vs Idaho State (11/10/17)

3PT MADE: 3 at Cal (1/20/18) and vs. St. John's (12/8/17)

ASSISTS: 4 vs. Idaho State (11/10/17)

MINUTES: 28 vs. St. John's (12/8/17)

#14 KIMANI LAWRENCE SUN DEVIL HIGHS

POINTS: 22 vs. #15 Mississippi State (11/19/18)

REBOUNDS: 8 (2x) at Vanderbilt (12/17/18)

ASSISTS: 5 (2x) vs. TEXAS SOUTHERN (12/1/18)

MINUTES: 39 (2x) vs. TEXAS SOUTHERN (12/1/18)

#23 ROMELLO WHITE CAREER HIGHS

✓ AAU coach was Jerry Stackhouse

POINTS: 25 vs Northern Arizona (11/17/17)

2018-19 POINTS: 19 vs. COLORADO/TEXAS SOUTHERN

REBOUNDS: 15 vs San Diego State (11/14/17)

FG MADE: 10 (2x) at Washington State (2/4/18)

FG ATTEMPTED: 12 vs Northern Arizona (11/17/17)

FREE THROWS MADE: 11 at Stanford (1/17/18)

FREE THROWS ATTEMPTED: 14 at Stanford (1/17/18)

BLOCKS: 3 vs Idaho State

MINUTES: 39 vs Kansas State (11/23/17)

#32 DE'QUON LAKE CAREER HIGHS

POINTS: 24 vs Idaho State (11/10/17)

REBOUNDS: 12 (2x) at Oregon (2/22/18)

FG MADE: 8 vs Idaho State (11/10/17)

FG ATTEMPTED: 9 vs. Utah (1/25/18)

FREE THROWS MADE: 8 (2x) Longwood (12/19/17)

FREE THROWS ATTEMPTED: 14 vs Idaho State (11/10/17)

BLOCKS: 7 vs. Pacific (12/22/17)

MINUTES: 29 vs Kansas State (11/23/17)

#35 TAESHON CHERRY CAREER HIGHS

POINTS: 19 vs. Nebraska Omaha (11/28/18)

REBOUNDS: 6 vs. OREGON STATE (1/17/19)

STEALS: 4 vs. #1 KANSAS (12/22/18)

3-PT FG MADE: 5 VS. OREGON (1/19/19)

MINUTES: 31 vs. (2x) vs. TEXAS SOUTHERN (12/1/18)

#45 ZYLAN CHEATHAM SUN DEVIL HIGHS

POINTS: 24 at Utah (2/16/19)

SDSU POINTS: 18 vs. Savannah State (11/28/16)

REBOUNDS: 22 vs. ARIZONA (1/31/19)

REBOUNDS: 20 at UCLA (1/24/19)

ASSISTS: 10 vs. TEXAS SOUTHERN (12/1/18)

MINUTES: 40 vs. ARIZONA (1/31/19)

2018-19 SUN DEVIL TV ROSTER




0 LUGUENTZ DORT

G 6-4 215 FR
Montreal, Canada




1 REMY MARTIN

G 6-0 170 SO
Chatsworth, CA




2 ROB EDWARDS

G 6-4 205 RS-JR
Detroit, MI



3 MICKEY MITCHELL

F 6-7 225 RS-JR
Orlando, FL



5 KYLE FEIT

G 6-4 190 FR
West Palm Beach, FL



10 VITALIY SHIBEL

F 6-9 220 SO
Ivano-Frankivsk, Ukraine



11 ELIAS VALTONEN

G 6-7 195 FR
Eura, Finland



14 KIMANI LAWRENCE

F 6-7 210 SO
Providence, RI




21 JACK ROGGIN

G 6-0 165 SO
Calabasas, CA




23 ROMELLO WHITE

F 6-8 235 SO
Atlanta, GA




24 JORDAN SALZMAN

G 5-10 165 SO
Locust Valley, N.Y.



25 GRANT FOGERTY

G 5-11 170 SO
Scottsdale, AZ



31 TREVOR THOMPSON

G 6-2 175 RS-FR
Phoenix, AZ



32 DE'QUON LAKE

F 6-9 235 SR
Charlotte Amalie, St. Thomas



34 UROS PLAVSIC

C 7-0 240 FR
Smederevo, Serbia



35 TAESHON CHERRY

F 6-8 210 FR
El Cajon, CA



45 ZYLAN CHEATHAM

F 6-8 215 RS-SR
Phoenix, AZ