



SUN DEVIL

SOFTBALL



2024 SCHEDULE & RESULTS

All times local to Arizona (MST)

Feb 8	Wisconsin	Canceled
Feb 9	#20 Northwestern	L 2-0
Feb 9	St. Thomas (MN)	W 9-4
Feb 10	Boise State	L 6-4
Feb 10	Maine	W 9-1 (5)
Feb 15	BYU	5:30 pm
Feb 16	#21 Virginia Tech	4:00 pm
Feb 16	Illinois State	6:30 pm
Feb 17	Memphis	4:00 pm
Feb 17	Cal State Fullerton	6:30 pm
Feb 21	UTEP (DH)	PAC12 NETWORK 1:00 pm
Feb 21	UTEP (DH)	PAC12 NETWORK Game 2
Feb 22	Texas State	5:00 pm
Feb 23	Seton Hall	4:00 pm
Feb 23	Ohio State	6:30 pm
Feb 24	Utah Valley	4:00 pm
Feb 24	Idaho State	6:30 pm
Mar 25	New Mexico State	11:30 am
Mar 1	UC San Diego	4:30 pm
Mar 1	James Madison	7:00 pm
Mar 2	North Florida	4:30 pm
Mar 2	Omaha	7:00 pm
Mar 8	at Washington*	7:00 pm
Mar 9	at Washington*	3:00 pm
Mar 10	at Washington*	12:00 pm
Mar 12	Grand Canyon	6:00 pm
Mar 15	Oregon State*	6:00 pm
Mar 16	Oregon State*	5:00 pm
Mar 17	Oregon State*	12:00 pm
Mar 22	at Oregon*	PAC12 NETWORK 5:00 pm
Mar 23	at Oregon*	PAC12 NETWORK 2:00 pm
Mar 24	at Oregon*	PAC12 NETWORK 12:00 pm
Mar 27	at San Diego (DH)	12:00 pm
Mar 27	at San Diego (DH)	Game 2
Apr 5	at Stanford*	PAC12 NETWORK 7:00 pm
Apr 6	at Stanford*	PAC12 NETWORK 5:00 pm
Apr 7	at Stanford*	PAC12 NETWORK 1:00 pm
Apr 12	Utah*	6:00 pm
Apr 13	Utah*	5:00 pm
Apr 14	Utah*	12:00 pm
Apr 16	at Grand Canyon	6:00 pm
Apr 19	at Arizona*	PAC12 NETWORK 5:00 pm
Apr 20	at Arizona*	PAC12 NETWORK 4:00 pm
Apr 21	at Arizona*	PAC12 NETWORK 2:00 pm
Apr 26	California*	6:00 pm
Apr 27	California*	5:00 pm
Apr 28	California*	12:00 pm
May 3	UCLA*	6:00 pm
May 4	UCLA*	5:00 pm
May 5	UCLA*	12:00 pm

ARIZONA STATE SUN DEVILS (2-2, 0-0 Pac-12) AT LITTLEWOOD CLASSIC

February 15-18 | Tempe, Arizona | Farrington Stadium



	Arizona State	BYU	Virginia Tech	Illinois State	Memphis	Cal State Fullerton
Head Coach	Megan Bartlett	Gordon Eakin	Pete D'Amour	Tina Kramos	Stephanie Prothro	Kelly Ford
Career	165-136	805-372	273-97-1	30-27	65-101	375-221-1
at School	24-28	Same	194-60-1	Same	8-47	Same
2024	2-2	5-0	4-0-1	0-5	0-4	4-0
OPS	.879	.846	1.205	.522	.447	.876
Runs/G	5.50	7.60	10.00	1.20	1.00	5.50
ERA	2.96	1.24	2.48	2.55	8.67	0.52

THURSDAY



69°

vs. BYU /// 5:30 PM

STREAM: ASU Live Stream

STATS: asu.statbroadcast.com

FRIDAY



74°

vs. VIRGINIA TECH /// 4 PM

STREAM: ASU Live Stream

STATS: asu.statbroadcast.com

vs. ILLINOIS STATE /// 6:30 PM

STREAM: ASU Live Stream

STATS: asu.statbroadcast.com

SATURDAY



75°

vs. MEMPHIS /// 4 PM

STREAM: ASU Live Stream

STATS: asu.statbroadcast.com

vs. CAL STATE FULLERTON /// 6:30 PM

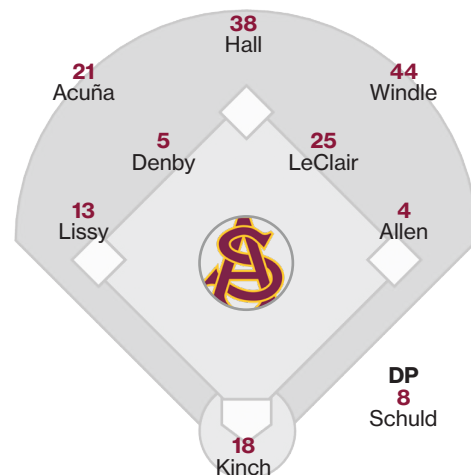
STREAM: ASU Live Stream

STATS: asu.statbroadcast.com

PROJECTED STARTERS

Based on most starts this season

Pos	#	NAME	OPS	HR	RBI
rf	44	Tanya Windle	.572	0	0
3b	13	Kayla Lissy	.829	0	1
ss	5	Alesia Denby	1.629	2	6
cf	38	Kelsey Hall	.763	0	1
c	18	Sara Kinch	.808	0	2
lf	21	Yaya Acuña	1.129	0	2
dp	8	Marissa Schuld	.000	0	1
1b	4	Ayden Allen	1.214	0	0
2b	25	Audrey LeClair	.143	0	0
Pos	#	NAME	ERA	WHIP	K/7
rhp	31	Kylee Magee	4.34	1.86	9.41
rhp	11	Mac Osborne	3.11	1.44	10.89
rhp	8	Marissa Schuld	1.05	0.75	7.35



LEADING OFF

- Sun Devil softball continues its 22-game homestand to begin the season with five games this week during the Littlewood Classic.
- The Sun Devils finished 2-2 during last week's Kajikawa Classic after having the opener against Wisconsin rained out.
- ASU knocked 16 extra-base hits during opening weekend, second-most in the Pac-12 behind the 16 Oregon had in six games played.
- Sun Devil pitchers totaled 35 strikeouts in 26 innings last week and are second in the conference in total strikeouts and leading in strikeouts per seven innings (9.42).

1972, 1973 AIAW CHAMPIONS • 2008, 2011 NCAA NATIONAL CHAMPIONS
32 NCAA POSTSEASON APPEARANCES • 12 NCAA WCWS APPEARANCES



2024 ARIZONA STATE ROSTER

#	FULL NAME	POS.	B/T	HT.	YR.	HOMETOWN / HIGH SCHOOL / PREVIOUS SCHOOL
00	Maddie Pomykalski	UTL	R/R	5-9	Fr.	Frankfort, Ill. / Lincoln Way East / Texas
2	Jada Lewis	OF	L/R	5-5	Fr.	Vallejo, Calif. / Centennial
3	Libby Walsh	INF	R/R	5-8	Fr.	Plainville, Mass. / King Philip Regional
4	Ayden Allen	INF	R/R	5-10	So.	Prosper, Texas / Prosper / Houston
5	Alesia Denby	INF	R/R	5-5	Gr.	Murrieta, Calif. / Vista Murrieta / Fresno State
8	Marissa Schuld	RHP/UTL	R/R	5-3	Gr.	Scottsdale, Ariz. / Pinnacle / Arizona
10	Kenzie Brown	RHP	L/R	5-11	Jr.	Lake City, Ill. / Arthur-Lovington-Atwood-Hammond / Tulsa
11	Mac Osborne	RHP	R/R	5-9	Sr.	Richlands, Va. / Richlands / Virginia Tech
13	Kayla Lissy	INF	L/R	5-5	Sr.	Valrico, Fla. / Durant / Ball State
14	Deborah Jones	RHP	R/R	6-0	Sr.	Unionville, Ind. / Bloomington North / Ball State
17	Jordyn VanHook	INF	R/R	5-10	Gr.	Woodland Hills, Calif. / El Camino Real Charter
18	Sara Kinch	C	R/R	5-10	Sr.	Temecula, Calif. / Great Oak HS / Minnesota
21	Yannixa Acuña	OF	L/R	5-4	So.	Tucson, Ariz. / Salpointe Catholic
25	Audrey LeClair	UTL	L/R	5-8	Gr.	Phoenix, Ariz. / Phoenix Country Day / Michigan
27	Meika Lauppe	RHP	R/R	5-10	Fr.	Pleasant Grove, Calif. / East Nicolaus
31	Kylee Magee	RHP	R/R	5-9	So.	Anaheim, Calif. / Canyon
32	Samantha Swan	C/UTL	R/R	5-3	Fr.	Georgetown, Texas / Georgetown
33	Shannon Cunningham	UTL	R/R	5-9	So.	Tustin, Calif. / Foothill
38	Kelsey Hall	OF	R/R	5-7	Gr.	Sacramento, Calif. / Bella Vista / Boise State
41	Makenzie Macfarlane	C/INF	R/R	5-7	Gr.	Rocklin, Calif. / Whitney / Utah State
44	Tanya Windle	OF	L/R	5-6	So.	Peoria, Ariz. / Cactus / Utah Tech

COACHING STAFF

Head Coach: Megan Bartlett (Second Season at ASU / Seventh Season Overall)

Assistant Coach: Jimmy Kolaitis

Assistant Coach: Jeremy Manley

Assistant Coach: Hailey Decker

SUPPORT STAFF

Softball Operations: Giorgie Loomis

Athletic Trainer: Tanner Spoden

Strength and Conditioning Coach: Peter Alosi

Graduate Assistant: Mary Iakopo

Graduate Assistant: Yanni Acuña

Student Manager: Nick Sanchez

ROSTER BREAKDOWN

BY HOME STATE

CALIFORNIA (9)

Shannon Cunningham, Alesia Denby, Kelsey Hall, Sara Kinch, Meika Lauppe, Jada Lewis, Makenzie Macfarlane, Kylee Magee, Jordyn VanHook

ARIZONA (4)

Yannixa Acuña, Audrey LeClair, Marissa Schuld, Tanya Windle

ILLINOIS (2)

Kenzie Brown, Maddie Pomykalski

TEXAS (2)

Ayden Allen, Samantha Swan

FLORIDA (1)

Kayla Lissy

INDIANA (1)

Deborah Jones

MASSACHUSETTS (1)

Libby Walsh

VIRGINIA (1)

Mac Osborne

BY CLASS

GRADUATES (6)

Alesia Denby, Kelsey Hall, Audrey LeClair, Makenzie Macfarlane, Marissa Schuld, Jordyn VanHook

SENIORS (4)

Deborah Jones, Sara Kinch, Kayla Lissy, Mac Osborne

JUNIORS (1)

Kenzie Brown

SOPHOMORES (5)

Yannixa Acuña, Ayden Allen, Shannon Cunningham, Kylee Magee, Tanya Windle

FRESHMEN (5)

Meika Lauppe, Jada Lewis, Maddie Pomykalski, Samantha Swan, Libby Walsh

RETURNER/NEWCOMER

RETURNERS (10)

Yannixa Acuña, Kenzie Brown, Shannon Cunningham, Deborah Jones, Sara Kinch, Kayla Lissy, Kylee Magee, Mac Osborne, Marissa Schuld, Jordyn VanHook

TRANSFERS (6)

Ayden Allen, Alesia Denby, Kelsey Hall, Audrey LeClair, Makenzie Macfarlane, Tanya Windle

FRESHMEN (5)

Meika Lauppe, Jada Lewis, Maddie Pomykalski, Samantha Swan, Libby Walsh

PRONUNCIATION GUIDE

2	Alesia (uh-lee-see-uh) Denby
21	Yannixa (Yaya (yaw-yaw)) Acuña (ah-coon-ya)
30	Meika (me-kuh) Lauppe (loop-ee)
31	Kylee (kigh-lee) Magee (muh-gee)
55	Maddie Pomykalski (palm-uh-cow-ski)
AC	Jimmy Kolaitis (coal-eye-tis)
GA	Mary Iakopo (eye-uh-ko-po)
GA	Yannira (Yanni (yawn-ee)) Acuña (ah-coon-ya)

SUN DEVIL MEDIA RELATIONS

Softball Contact	Josh Fisher
Cell	801-703-5025
Email	josh.fisher@asu.edu
Twitter	@joshfisheraz
Website	TheSunDevils.com



SUN DEVIL NOTES

Homestand Continues with Five Games During Littlewood Classic

Sun Devils look to build off 2-2 start against some familiar foes

With the first week of the season – and the rainy weather that came with it – behind them, Sun Devil softball is set to play five games at the Littlewood Classic this weekend at Farrington Stadium.

Arizona State begins the week by hosting future Big 12 foe BYU on Thursday at 5:30 p.m. MST. Play continues on Saturday with games with No. 21 Virginia Tech at 4 p.m. and Illinois State at 6:30 p.m. ASU will close the weekend on Saturday by facing Memphis at 4 p.m. and Cal State Fullerton at 6:30 p.m.

All five Sun Devil games will be available on the ASU Live Stream and through the Pac-12 Now app.

The Littlewood Classic will feature 20 games over four days at both Farrington Stadium and the GCU Softball Stadium. More details and the full schedule can be found at TheSunDevils.com/littlewood.

ABOUT THE SUN DEVILS

Arizona State enters the weekend after a 2-2 performance during last week's Kajikawa Classic. After having their scheduled opener rained out on Thursday, the Sun Devils split two games on both Friday and Saturday.

ASU ended the opening weekend batting .273 and scoring 5.50 runs per game. They posted a .879 OPS by posting 16 extra-base hits, the second-most in the Pac-12. That includes 11 doubles – 15th in the NCAA – that has the team seventh in the country at 2.75 doubles per game.

In the circle, ASU pitchers recorded a 2.96 ERA, 1.50 WHIP and .257 opponent batting average in the first four games. The staff is second in the Pac-12 with 35 strikeouts, and they lead the conference at 9.42 strikeouts per seven innings.

SERIES HISTORY

All five teams on the schedule for the Littlewood Classic are familiar, as each has faced the Sun Devils at least once in the past three seasons. ASU is 91-33 when playing the five teams with a winning record against each. That record includes a 44-5 mark at Farrington Stadium.

TO 1,600 AND BEYOND

Arizona State's win over St. Thomas on Friday was No. 1,600 for the program in the NCAA era. ASU began competing in the NCAA in 1982 and has gone 1601-846-2 (.654) for an average of 37 wins per season. The team has won two NCAA National Championships (2008, 2011) and advanced to the Women's College World Series 12 times.

FAST STARTS

ASU came out swinging early during the Kajikawa Classic, scoring 18 of the team's 22 total runs in the first three innings. That includes seven runs in the first inning. The Sun Devils scored in the first inning in two of the four games last weekend.

DENBY DEBUT

Alesia Denby stepped right into the Sun Devil lineup last week and delivered. She finished the Kajikawa Classic batting .500 with two doubles and two home runs. She is one of four players in the Pac-12 who recorded at least four extra-base hits during the season's first weekend.

Denby had a hit on all four games with two multi-hit games. She also tallied six RBIs, including the 100th of her career in the win over Maine.

SAME BUT DIFFERENT

While her sister finished her career last season with one of the best two-year runs in program history, Yannixa Acuña kept the family success going by batting .417 with a double and a triple during the Kajikawa Classic. Acuña recorded a hit in each of the weekend's final three games, including a 3-for-4 performance against St. Thomas in which she was a home run shy of the cycle.

Acuña also drove in two runs, scored two runs, and stole three bases. Her five hits match the total she had during the 2023 season.

STARTING A TRADITION

Kylee Magee had a brilliant start in the season opener against No. 20 Northwestern. The sophomore held the Wildcats to two runs on seven hits while striking out a career-high 11. She became the first Sun Devil pitcher with 10 strikeouts in a game in nearly two years. It was also her second consecutive season getting the start in the opener.

OSBORNE IN THE CIRCLE

Mac Osborne provided the Sun Devils a pair of solid starts in the circle to go 2-0 during the Kajikawa Classic. After getting the win with four innings of work against St. Thomas, Osborne dominated Maine in allowing just two hits and recording a career-high 10 strikeouts. She sits second in the Pac-12 with 14 strikeouts and by posting 10.89 strikeouts per seven innings.

AROUND THE DIAMOND

- After coming on as a pinch-hitter in each of the first three games, Shannon Cunningham started and went 3-for-3 with a home run and three RBIs against Maine.

- Kayla Lissy hit the ball hard all weekend and finished with two doubles and two runs scored. She was on base in all four games by adding four walks.

- Ayden Allen appeared in all four games with three starts and finished 3-for-7 with two doubles. She went 2-for-2 with a double and a run scored against St. Thomas.

- Marissa Schuld made two relief appearances and allowed just two runs (one earned) in 6.2 innings. She tallied seven strikeouts and picked up the save against St. Thomas.

SERIES HISTORY

BRIGHAM YOUNG

Overall	16-2
Home	10-2
at Farrington	10-2
Away	2-0
Neutral Site	3-0
Streak	Lost 1
Last 10	8-2
First Meeting	1974
Last Meeting	2023

HOKIES

Overall	4-2
Home	1-1
at Farrington	1-1
Away	0-0
Neutral Site	3-1
Streak	Lost 1
Last 10	4-2
First Meeting	2003
Last Meeting	2021

ILLINOIS STATE

Overall	41-3
Home	34-2
at Farrington	27-2
Away	0-0
Neutral Site	7-1
Streak	Won 12
Last 10	10-0
First Meeting	1971
Last Meeting	2023

Memphis

Overall	3-0
Home	2-0
at Farrington	2-0
Away	0-0
Neutral Site	1-0
Streak	Won 3
Last 10	3-0
First Meeting	2008
Last Meeting	2023

TITANS

Overall	27-26
Home	10-8
at Farrington	4-0
Away	8-12
Neutral Site	9-6
Streak	Won 3
Last 10	8-2
First Meeting	1980
Last Meeting	2022





SEASON SCHEDULE / RESULTS *All times local to Arizona (MST)*

DATE	OPPONENT	W/L	SCORE / TIME	INN	ASU R-H-E	OPP R-H-E	ASU PITCHER(S) OF RECORD	TIME	ATT	OVR REC	P12 REC	PL	GB
Feb 8	Wisconsin						Canceled						
Feb 9	#20 Northwestern	L	2-0	7	0-4-0	2-7-0	L: Magee (0-1)	2:15	938	0-1	--	--	--
Feb 9	St. Thomas (MN)	W	9-4	7	9-10-2	4-8-2	W: Osborne (1-0) / S: Schuld (1)	2:32	863	1-1	--	--	--
Feb 10	Boise State	L	6-4	7	4-7-2	6-9-0	L: Schuld (0-1)	2:30	1021	1-2	--	--	--
Feb 10	Maine	W	9-1	5	9-6-1	1-2-2	W: Osborne (2-0)	1:25	786	2-2	--	--	--
Feb 15	BYU		5:30 PM										
Feb 16	#21 Virginia Tech		4:00 PM										
Feb 16	Illinois State		6:30 PM										
Feb 17	Memphis		4:00 PM										
Feb 17	Cal State Fullerton		6:30 PM										
Feb 21	UTEP (DH)		1:00 PM										
Feb 21	UTEP (DH)		Game 2										
Feb 22	Texas State		5:00 PM										
Feb 23	Seton Hall		4:00 PM										
Feb 23	Ohio State		6:30 PM										
Feb 24	Utah Valley		4:00 PM										
Feb 24	Idaho State		6:30 PM										
Mar 25	New Mexico State		11:30 AM										
Mar 1	UC San Diego		4:30 PM										
Mar 1	James Madison		7:00 PM										
Mar 2	North Florida		4:30 PM										
Mar 2	Omaha		7:00 PM										
Mar 8	at Washington*		7:00 PM										
Mar 9	at Washington*		3:00 PM										
Mar 10	at Washington*		12:00 PM										
Mar 12	Grand Canyon		6:00 PM										
Mar 15	Oregon State*		6:00 PM										
Mar 16	Oregon State*		5:00 PM										
Mar 17	Oregon State*		12:00 PM										
Mar 22	at Oregon*		5:00 PM										
Mar 23	at Oregon*		2:00 PM										
Mar 24	at Oregon*		12:00 PM										
Mar 27	at San Diego (DH)		12:00 PM										
Mar 27	at San Diego (DH)		Game 2										
Apr 5	at Stanford*		7:00 PM										
Apr 6	at Stanford*		5:00 PM										
Apr 7	at Stanford*		1:00 PM										
Apr 12	Utah*		6:00 PM										
Apr 13	Utah*		5:00 PM										
Apr 14	Utah*		12:00 PM										
Apr 16	at Grand Canyon		6:00 PM										
Apr 19	at Arizona*		5:00 PM										
Apr 20	at Arizona*		4:00 PM										
Apr 21	at Arizona*		2:00 PM										
Apr 26	California*		6:00 PM										
Apr 27	California*		5:00 PM										
Apr 28	California*		12:00 PM										
May 3	UCLA*		6:00 PM										
May 4	UCLA*		5:00 PM										
May 5	UCLA*		12:00 PM										





ASU WHEN

BY SCHEDULE

February	2-2
March	
April	
May	
Sunday	
Monday	
Tuesday	
Wednesday	
Thursday	
Friday	1-1
Saturday	1-1
Game 1 of Day/DH	0-2
Game 2 of Day/DH	2-0

SERIES RECORDS

Overall	
... At Home	
... On Road	
Series Openers	
... At Home	
... On Road	
Game 2 of Series	
... At Home	
... On Road	
Game 3 of Series	
... At Home	
... On Road	
Rubber Games	
... At Home	
... On Road	
Sweeps/Were Swept	
... At Home	
... On Road	

BY GAME

Day games	0-2
Night games (6 pm)	2-0
Extra innings	
Shutouts	0-1
vs. Ranked Opponent	0-1
... vs. Top-10 Opponent	

BY UNIFORM (Jersey/Pants)

Black/Black	1-1
Maroon/Maroon	1-1

BY OPPONENT CONFERENCE

ACC	
America East	1-0
American	
Atlantic Sun	
Big 12	
Big East	
Big Sky	
Big Ten	0-1
Big West	
Conference USA	
Missouri Valley	
Mountain West	0-1
Pac-12	
Summit League	1-0
Sun Belt	
West Coast	
Western Athletic	

BY OPPOSING PITCHER

vs. Left starter	1-0
vs. Right starter	1-2
Starter earns decision	2-1
Reliever earns decision	0-1
Starter 4+ IP	0-1
Starter less than 4 IP	2-1

BY ASU PITCHER

Starter earns decision	2-1
Reliever earns decision	0-1
Starter 4+ IP	2-1
Starter less than 4 IP	0-1

BY SCORING / MARGIN

Scores first	1-1
Opp. scores first	1-1
1-Run games	0-0
2-Run games	0-2
5+Run games	2-0
Scoring 0-2 runs	0-1
... 3-5 runs	0-1
... 6-9 runs	2-0
... 10+ runs	0-0
Opponent 0-2 runs	1-1
... 3-5 runs	1-0
... 6-9 runs	0-1
... 10+ runs	0-0

BY STATS

Recording 0-3 hits	
Recording 4-6 hits	1-1
Recording 7-9 hits	0-1
Recording 10+ hits	1-0
Allowing 0-3 hits	1-0
Allowing 4-6 hits	
Allowing 7-9 hits	1-2
Allowing 10+ hits	
Out-hit opponent	2-0
Out-hit by opponent	0-2
Hits are tied	0-0
Hit 0 home runs	0-2
... 1 home run	1-0
... 2+ home runs	1-0
Opponent 0 home runs	2-0
... 1 home run	0-1
... 2+ HRs	0-1
Made 0 errors	0-1
... 1 error	1-0
... 2+ errors	1-1
Opp. made 0 errors	0-2
... 1 error	0
... 2+ errors	2-0

LEADING AFTER

Inning	1	2	3	4	5	6
W-L	1-1	2-1	2-0	2-0	1-0	1-0

TRAILING AFTER

Inning	1	2	3	4	5	6
W-L	0-1	0-1	0-1	0-2	0-2	0-2

TIED AFTER

Inning	1	2	3	4	5	6
W-L	1-0	0-0	0-1	0-0	0-0	0-0

HEROICS

COME FROM BEHIND WINS (1)

DATE	OPPONENT	DEFICIT	FINAL
Feb 9	St. Thomas	2-0 (M1)	9-4

LAST AT-BAT WINS (0)

DATE	OPPONENT	SCORE	FINAL
------	----------	-------	-------

WALK-OFF WINS (0)

DATE	OPPONENT	SCORE	FINAL
------	----------	-------	-------



OFFENSIVE BREAKDOWN

BY MONTH	AVG	OPS	R	H	2B	3B	HR	BB	SO	SB	LOB
February	.273	.879	22	27	11	2	3	15	27	9	24
March											
April											
May											
BY LOCATION	AVG	OPS	R	H	2B	3B	HR	BB	SO	SB	LOB
Home	.273	.879	22	27	11	2	3	15	27	9	24
Away											
Neutral											
BY OPPONENT	AVG	OPS	R	H	2B	3B	HR	BB	SO	SB	LOB
Arizona											
ASU Invitational											
California											
Grand Canyon											
Kajikawa Classic	.273	.879	22	27	11	2	3	15	27	9	24
Littlewood Classic											
Oregon											
Oregon State											
San Diego											
Stanford											
Sun Devil Classic											
UCLA											
Utah											
UTEP											
Washington											

BATTING SIUTATIONAL STASTICS

vs. LEFT HAND PITCHING	H	AB	AVG	WITH RISP	H	AB	AVG	WITH 3RD & LT 2 OUT	RBI	OPS	PCT	
Sun Devils	4	12	.333	Sun Devils	6	37	.243	Sun Devils	4	6	.667	
Opponents	--	--	--	Opponents	6	29	.207	Opponents	2	6	.333	
vs. RIGHT HAND PITCHING	H	AB	AVG	WITH BASES LOADED	H	AB	AVG	ADVANCING RUNNERS	ADV	OPS	PCT	
Sun Devils	23	87	.264	Sun Devils	1	1	1.000	Sun Devils	27	57	.474	
Opponents	26	101	.257	Opponents	1	5	.200	Opponents	20	60	.333	
WITH BASES EMPTY	H	AB	AVG	WITH 2 OUTS	H	AB	AVG					
Sun Devils	12	49	.245	Sun Devils	10	36	.278					
Opponents	17	48	.354	Opponents	8	35	.229					
WITH RUNNERS ON BASE	H	AB	AVG	AS LEADOFF	RCH	OPS	PCT	2OUT	ADV	RCH	RCH	
Sun Devils	15	50	.300	Sun Devils	9	24	.375	RBI <th>OUT</th> <th>LOB</th> <th>ERR</th> <th>FC</th>	OUT	LOB	ERR	FC
Opponents	9	53	.170	Opponents	14	26	.538	7	10	24	2	3
								4	9	27	3	3

SCORING BY INNING

	1	2	3	4	5	6	7	EX	TOT
Sun Devils	7	2	9	2	2	0	0		22
Opponents	3	1	4	1	3	0	1		13

MARGIN OF VICTORY

	1	2	3	4	5	6	7	8+
Sun Devils					1			1
Opponents		2						

SUN DEVILS AT THE PLATE

DETAILED HITTING

PLAYER	MULTI-HIT GAMES					GW RBI	MULTI-RBI GAMES					--- HITS ---		2-OUT RBI
	2	3	4	5+	TOT		2	3	4	5+	TOT	INFIELD	BUNT	
Acuña		1			1	1	1				1			1
Allen	1				1							1		
Cunningham		1			1	1		1			1			1
Denby	2				2		1		1		2			3
Hall														
Kinch							1				1			
LeClair														
Lewis														
Lissy														1
Macfarlane														1
Pomykalski														
Schuld														
Swan														
VanHook														
Walsh														
Windle												1		
TOTALS	3	2	0	0	5	2	3	1	1	0	5	2	0	7

PLAYER	PINCH HITTING			HITTING STREAK			SEASON HIGH	
	H	AB	AVG	CAREER	SEASON	ACTIVE	HITS	RBIs
Acuña				3	3	3	3	2
Allen				2	2		2	
Cunningham	0	3	.000	2	1	1	3	3
Denby				8	4	5	2	4
Hall				10	2		1	1
Kinch				7	1		1	2
LeClair				11				
Lewis								
Lissy				13	1		1	1
Macfarlane				5	1		1	1
Pomykalski								
Schuld	0	1	.000	9				1
Swan				1	1		1	1
VanHook				13		1		
Walsh	0	1	.000					
Windle				16	2	2	1	
TOTALS	0	5	.000					

BATTED AROUND

DATE	OPPONENT	INN	PA	R	H	E	LOB	FINAL
Feb 10	MAINE	3rd	12	7	3	2	2	9-1

APPROACHING MILESTONES

MILESTONE	# (NEED)
Kenzie Brown • 150 Career Ks	121 (29)
Alesia Denby • 150 Career Hits • 25 Career HRs	147 (3) 24 (1)
Kelsey Hall • 100 Career Runs • 25 Career Doubles • 25 Career HRs • 100 Career RBIs	93 (7) 23 (2) 24 (1) 94 (6)
Deborah Jones • 250 Career Ks	246 (4)
Makenzie Macfarlane • 50 Career RBIs	46 (4)
Marissa Schuld • 4th ASU Saves List (10) • 150 Career Ks	9 (1) 147 (3)
Jordyn VanHook • 50 Career Runs • 25 Career HRs • t-23rd ASU HRs List (27)	48 (2) 24 (1) 24 (3)



HOME RUN BREAKDOWN

SUN DEVIL HOME RUNS

	ASU	Opp
Home	3	5
Road	0	0
Conference	0	0
Non-Conference	3	5
ASU Leading	1	3
ASU Trailing	1	2
Tied	1	0
Go-Ahead	0	0
February	3	5
March		
April		
May		
1st Inning	1	0
2nd Inning	1	1
3rd Inning	0	3
4th Inning	1	0
5th Inning	0	0
6th Inning	0	0
7th Inning	0	1
Extra-Innings	0	0
vs. LHP	1	0
vs. RHP	2	5
With 0 Outs	1	1
With 1 Out	1	2
With 2 Outs	1	2
Back-to-Back	0	0
Pinch-Hit	0	0
Walk-Off	0	0

#	PLAYER	OPPONENT	DATE	INN	ON	OUT	COUNT	SCORE	FINAL
1	Alesia Denby (1)	St. Thomas	Feb 9	1	1	0	1-1	0-2	9-4
2	Alesia Denby (2)	St. Thomas	Feb 9	4	0	2	0-0	5-2	9-4
3	Shannon Cunningham (1)	Maine	Feb 10	2	1	1	3-1	0-0	9-1

% – Leadoff Game ^ – Leadoff Inning # – Walkoff ! – Pinch hit

INDIVIDUAL HR BREAKDOWN

2024	SOLO	2R	3R	GS	TOT
Denby	1	1			2
Cunningham		1			1

CAREER	'20	'21	'22	'23	'24	TOT
Denby	2	1	9	10	2	24
Hall			13	11		24
VanHook	3	2		19		24
Kinch		9	7	1		17
Lissy		2	3	1		6
Macfarlane	2	2		2		6
LeClair			1	3		4
Windle				4		4
Cunningham				1	1	2
Schuld	2					2





SUN DEVILS IN THE FIELD

PITCHERS	CH	PO	A	E	F%
Schuld	3	0	3	0	1.000
Magee	2	0	2	0	1.000
Osborne	1	0	1	0	1.000
Lauppe	0	0	0	0	.000

CATCHERS	CH	PO	A	E	F%
Kinch	19	16	3	0	1.000
Swan	19	16	3	0	1.000

FIRST BASE	CH	PO	A	E	F%
Macfarlane	11	11	0	0	1.000
Allen	10	10	0	0	1.000

SECOND BASE	CH	PO	A	E	F%
LeClair	4	4	0	0	1.000
Walsh	11	4	5	2	.818


THIRD BASE	CH	PO	A	E	F%
Lissy	13	3	8	2	.846

SHORTSTOP	CH	PO	A	E	F%
Denby	9	5	4	0	1.000

OUTFIELD	CH	PO	A	E	F%
Hall	3	3	0	0	1.000
Windle	2	2	0	0	1.000
LeClair	1	1	0	0	1.000
Acuña	4	3	0	1	.750
Cunningham	0	0	0	0	.000
Allen	0	0	0	0	.000



SUN DEVIL HITTER NOTES


21 YAYA ACUNA
OF • L/R • 5-4 • Sophomore
Tucson, Ariz. / Salpointe Catholic

.417 AVG	1.129 OPS	0 HR	2 RBI
Kajikawa	5-12 1.129 OPS	0 HR	2 RBI
Last 10	5-12 1.167 OPS	0 HR	2 RBI
Current Streak	3 games (5-9; 1.489 OPS)		

- ✦ Closed the Kajikawa Classic on a career-best three-game hitting streak
- ✦ Recorded the first three-hit game of her career – finishing a home run shy of the cycle – against St. Thomas
- ✦ Added three steals during the opening weekend where she ranks third in the Pac-12
- ✦ Ranks 11th in the conference with her .667 slugging percentage

CAREER STATISTICS

SEASON	AVG	OBP	SLG	OPS	GP	GS	AB	R	H	2B	3B	HR	RBI	BB	HBP	SO	SF	SH	SB
2023	.556	.600	.556	1.156	25	0	9	7	5	0	0	0	0	1	0	2	0	0	4
2024	.417	.462	.667	1.128	4	4	12	2	5	1	1	0	2	1	0	0	0	0	3
Career	.476	.522	.619	1.141	29	4	21	9	10	1	1	0	2	2	0	2	0	0	7


4 AYDEN ALLEN
INF • R/R • 5-10 • Sophomore
Prosper, Texas / Prosper / Houston

.429 AVG	1.214 OPS	0 HR	0 RBI
Kajikawa	3-7 1.214 OPS	0 HR	0 RBI
Last 10	3-10 .833 OPS	0 HR	1 RBI
Current Streak	0-1 (1 game)		

- ✦ Appeared in all four games with three starts during the Kajikawa Classic
- ✦ Recorded the first multi-hit game of her career by going 2-for-2 against St. Thomas
- ✦ One of those hits was a double in her first at bat as a Sun Devil
- ✦ Went 1-for-3 with another double against Boise State

CAREER STATISTICS

SEASON	AVG	OBP	SLG	OPS	GP	GS	AB	R	H	2B	3B	HR	RBI	BB	HBP	SO	SF	SH	SB
2023 (Houston)	.000	.000	.000	.000	4	0	3	0	0	0	0	0	1	0	0	1	1	1	0
2024	.429	.500	.714	1.214	4	3	7	2	3	2	0	0	0	1	0	3	0	0	0
Career	.300	.333	.500	.833	8	3	10	2	3	2	0	0	1	1	0	4	1	1	0


33 SHANNON CUNNINGHAM
C/UTL • R/R • 5-9 • Sophomore
Tustin, Calif. / Foothill

.500 AVG	1.571 OPS	1 HR	3 RBI
Kajikawa	3-6 1.571 OPS	1 HR	3 RBI
Last 10	4-15 .779 OPS	1 HR	4 RBI
Current Streak	1 game (3-3; 3.000 OPS)		

- ✦ Made four appearances during the Kajikawa Classic with one start
- ✦ Went 3-for-3 with a home run and three RBIs in the game against Maine
- ✦ The home run was her first since hitting one at Utah on April 8, 2023
- ✦ Her three runs scored are tied for second on the team

CAREER STATISTICS

SEASON	AVG	OBP	SLG	OPS	GP	GS	AB	R	H	2B	3B	HR	RBI	BB	HBP	SO	SF	SH	SB
2023	.234	.333	.383	.716	32	11	47	6	11	4	0	1	8	5	2	15	0	0	1
2024	.500	.571	1.000	1.571	4	1	6	3	3	0	0	1	3	1	0	2	0	0	0
Career	.264	.361	.453	.813	36	12	53	9	14	4	0	2	11	6	2	17	0	0	1




SUN DEVIL HITTER NOTES


5 ALESIA DENBY
INF • R/R • 5-5 • Graduate
Murrieta, Calif. / Vista Murrieta / Fresno State
.500 AVG 1.629 OPS 2 HR 6 RBI
Kajikawa 6-12 1.629 OPS 2 HR 6 RBI
Last 10 12-30 1.241 OPS 3 HR 8 RBI
Current Streak 5 games (7-15; 1.438 OPS)

- Led the Sun Devils during the Kajikawa Classic with a .500 average and 1.629 OPS
- Tallied a hit in all four games to give her a five-game hitting streak dating back to last season
- Homered twice in the win over St. Thomas for the second multi-home run game of her career
- Drove in her 100th career RBI as part of a 2-for-3 and two RBI game in the win over Maine

CAREER STATISTICS

SEASON	AVG	OBP	SLG	OPS	GP	GS	AB	R	H	2B	3B	HR	RBI	BB	HBP	SO	SF	SH	SB
2020 (Fresno St.)	.250	.351	.500	.851	25	25	64	13	16	2	4	2	18	8	2	25	0	0	3
2021 (Fresno St.)	.222	.290	.325	.615	49	49	126	21	28	6	2	1	13	12	2	24	5	1	9
2022 (Fresno St.)	.293	.376	.547	.922	55	55	150	29	44	11	0	9	32	15	6	31	2	1	8
2023 (Fresno St.)	.314	.421	.615	1.036	54	54	169	39	53	11	5	10	31	27	5	30	1	1	13
2024	.500	.462	1.167	1.628	4	4	12	4	6	2	0	2	6	0	0	2	1	0	1
Career	.282	.369	.524	.893	187	187	521	106	147	32	11	24	100	62	15	112	9	3	34


38 KELSEY HALL
OF • R/R • 5-7 • Graduate
Sacramento, Calif. / Bella Vista / Boise State
.182 AVG .763 OPS 0 HR 1 RBI
Kajikawa 2-11 .763 OPS 0 HR 1 RBI
Last 10 6-30 .583 OPS 0 HR 3 RBI
Current Streak 0-3 (1 game)

- First hit as a Sun Devil was a triple against St. Thomas and it was her first triple since Feb. 19, 2022
- Doubled in a run and scored another in a 1-for-3 outing against her former school, Boise State
- Tied for second on the team with three runs scored in the season's first four games
- One of five Sun Devils to record two extra-base hits during the Kajikawa Classic

CAREER STATISTICS

SEASON	AVG	OBP	SLG	OPS	GP	GS	AB	R	H	2B	3B	HR	RBI	BB	HBP	SO	SF	SH	SB
2020 (Fresno St.)	.197	.243	.303	.546	24	23	66	13	13	3	2	0	9	3	1	15	0	1	4
2021 (Fresno St.)	.111	.111	.222	.333	3	3	9	1	1	1	0	0	0	0	0	1	0	0	0
2022 (Boise St.)	.392	.497	.783	1.280	46	38	120	37	47	6	1	13	32	19	6	21	0	3	5
2023 (Boise St.)	.385	.504	.854	1.358	43	35	96	39	37	12	0	11	52	21	3	19	1	1	3
2024	.182	.308	.455	.762	4	4	11	3	2	1	1	0	1	2	0	2	0	0	0
Career	.331	.433	.672	1.105	120	103	302	93	100	23	4	24	94	45	10	58	1	5	12


18 SARAH KINCH
C • R/R • 5-10 • Senior
Temecula, Calif. / Great Oak / Minnesota
.222 AVG .808 OPS 0 HR 2 RBI
Kajikawa 2-9 .808 OPS 0 HR 2 RBI
Last 10 3-23 .461 OPS 0 HR 2 RBI
Current Streak 0-2 (1 game)

- Started all four games of the Kajikawa Classic, appearing twice behind the plate and twice as designated player
- Both of her hits this season are doubles and having only two doubles all of last season
- Added a pair of RBIs and a run scored against Boise State
- Reached base in all four games after drawing walks against St. Thomas and Maine

CAREER STATISTICS

SEASON	AVG	OBP	SLG	OPS	GP	GS	AB	R	H	2B	3B	HR	RBI	BB	HBP	SO	SF	SH	SB
2021 (Minnesota)	.252	.350	.504	.855	44	42	119	17	30	3	0	9	17	13	5	34	0	3	1
2022 (Minnesota)	.233	.305	.425	.730	52	51	146	16	34	7	0	7	36	11	5	43	2	5	0
2023	.143	.208	.222	.431	28	23	63	2	9	2	0	1	8	5	1	14	3	0	0
2024	.222	.364	.444	.808	4	4	9	1	2	2	0	0	2	2	0	4	0	0	0
Career	.223	.305	.415	.720	128	120	337	36	75	14	0	17	63	31	11	95	5	8	1
• at Arizona State	.153	.229	.250	.479	32	27	72	3	11	4	0	1	10	7	1	18	3	0	0

SUN DEVIL HITTER NOTES


**25 AUDREY
LECLAIR**
UTL • L/R • 5-8 • Graduate
Phoenix, Ariz. / Phoenix Country Day / Michigan

.000 AVG	.143 OPS	0 HR	0 RBI
Kajikawa	0-6 .143 OPS	0 HR	0 RBI
Last 10	3-23 .428 OPS	1 HR	2 RBI
Current Streak	0-12 (6 games)		



Made four appearances with three starts last weekend



Drew a walk and had a stolen base in the win over St. Thomas



Stole a base and scored a run against Maine



Played first base, second base, and center field in the first four games

CAREER STATISTICS

SEASON	AVG	OBP	SLG	OPS	GP	GS	AB	R	H	2B	3B	HR	RBI	BB	HBP	SO	SF	SH	SB
2020 (Michigan)	.000	.000	.000	.000	11	0	0	2	0	0	0	0	0	0	0	0	0	0	1
2021 (Michigan)	.167	.167	.167	.333	31	0	6	7	1	0	0	0	1	0	0	0	0	0	4
2022 (Michigan)	.306	.344	.403	.747	50	43	124	28	38	5	2	1	14	7	0	5	0	3	10
2023 (Michigan)	.262	.299	.408	.707	48	47	130	17	34	6	2	3	15	7	0	6	0	1	9
2024	.000	.143	.000	.143	4	3	6	1	0	0	0	0	0	1	0	3	0	0	2
Career	.274	.313	.391	.704	144	93	266	55	73	11	4	4	30	15	0	14	0	4	26


**2 JADA
LEWIS**
OF • L/R • 5-5 • Freshman
Vallejo, Calif. / Centennial

AVG	OPS	HR	RBI
	OPS	HR	RBI
Last 10	OPS	HR	RBI
Current Streak			



Missed the Kajikawa Classic with an injury



Ranked No. 81 on the 2023 Extra Elite 100 list by Extra Inning Softball




Won a PGF national title with her 14U team



Did competitive gymnastics for five years and started a business at the age of 13

CAREER STATISTICS

SEASON	AVG	OBP	SLG	OPS	GP	GS	AB	R	H	2B	3B	HR	RBI	BB	HBP	SO	SF	SH	SB
2024	.000	.000	.000	.000															


**13 KAYLA
LISSY**
INF • L/R • 5-5 • Senior
Valrico, Fla. / Durant / Ball State

.200 AVG	.829 OPS	0 HR	1 RBI
Kajikawa	2-10 .829 OPS	0 HR	1 RBI
Last 10	5-24 .658 OPS	0 HR	1 RBI
Current Streak	0-1 (1 game)		



Started all four games of the Kajikawa Classic at third base



Both of her hits were doubles and she added two runs and one RBI



Reached base in all four games and walked twice against St. Thomas and Maine



Picked up two stolen bases in the win over St. Thomas

CAREER STATISTICS

SEASON	AVG	OBP	SLG	OPS	GP	GS	AB	R	H	2B	3B	HR	RBI	BB	HBP	SO	SF	SH	SB
2021 (Ball St.)	.366	.432	.559	.991	51	47	145	43	53	4	9	2	18	14	3	25	0	1	18
2022 (Ball St.)	.330	.362	.509	.872	35	35	106	23	35	6	2	3	17	6	1	25	3	1	8
2023	.181	.244	.217	.461	38	37	83	5	15	0	0	1	1	6	1	28	0	2	3
2024	.200	.429	.400	.829	4	4	10	2	2	2	0	0	1	4	0	2	0	0	2
Career	.305	.366	.456	.823	128	123	344	73	105	12	11	6	37	30	5	80	3	4	31
• at Arizona State	.183	.269	.237	.506	42	41	93	7	17	2	0	1	2	10	1	30	0	2	5



SUN DEVIL HITTER NOTES



41

MAKENZIE MACFARLANE

C/INF • R/R • 5-7 • Graduate
 Rocklin, Calif. / Whitney / Utah State

.250 AVG	.650 OPS	0 HR	1 RBI
Kajikawa	1-4 .650 OPS	0 HR	1 RBI
Last 10	2-23 .406 OPS	0 HR	1 RBI
Current Streak	0-1 (1 game)		

- Played in three games with two starts last weekend
- Notched first hit as a Sun Devil with a 1-for-2 outing against St. Thomas
- Also delivered first ASU RBI in the win over the Tommies
- Has an identical twin sister, Mazie, who plays softball at Maryland after the duo played together at Utah State

CAREER STATISTICS

SEASON	AVG	OBP	SLG	OPS	GP	GS	AB	R	H	2B	3B	HR	RBI	BB	HBP	SO	SF	SH	SB
2020 (Utah St.)	.306	.367	.458	.825	24	24	72	9	22	5	0	2	9	7	0	8	0	0	0
2021 (Utah St.)	.214	.298	.291	.588	40	40	117	5	25	3	0	2	11	13	1	10	0	1	0
2022 (Utah St.)	.236	.314	.274	.587	43	35	106	7	25	2	1	0	10	12	0	18	0	3	0
2023 (Utah St.)	.213	.310	.307	.617	44	44	127	22	27	6	0	2	15	17	1	14	0	1	0
2024	.250	.400	.250	.650	3	2	4	0	1	0	0	0	1	1	0	2	0	0	0
Career	.235	.318	.319	.637	154	145	426	43	100	16	1	6	46	50	2	52	0	5	0



00

MADDIE POMYKALSKI

UTL • R/R • 5-9 • Freshman
 Frankfort, Ill. / Lincoln Way East / Texas

AVG	OPS	HR	RBI
	OPS	HR	RBI
Last 10	OPS	HR	RBI
Current Streak			

- Joins the Sun Devils after taking a redshirt season at Texas in 2023
- Injuries will keep her out of action to start this season
- Was listed at No. 75 in the nation and No. 14 among infielders in Extra Inning Softball's Class of 2022 Player Rankings
- Hit .440 with 13 home runs, 22 doubles, seven triples and 52 RBIs in 59 games during 2021 spring/summer

CAREER STATISTICS

SEASON	AVG	OBP	SLG	OPS	GP	GS	AB	R	H	2B	3B	HR	RBI	BB	HBP	SO	SF	SH	SB
2023 (Texas)									Redshirt										
2024	.000	.000	.000	.000															



8

MARISSA SCHULD

RHP/UTL • R/R • 5-3 • Graduate
 Scottsdale, Ariz. / Pinnacle / Arizona

.000 AVG	.000 OPS	0 HR	1 RBI
Kajikawa	0-3 .000 OPS	0 HR	1 RBI
Last 10	1-16 .174 OPS	0 HR	1 RBI
Current Streak	0-6 (4 games)		

- In dual role, had three at bats during Kajikawa Classic
- Drove in a run with a sacrifice fly against Boise State

CAREER STATISTICS

SEASON	AVG	OBP	SLG	OPS	GP	GS	AB	R	H	2B	3B	HR	RBI	BB	HBP	SO	SF	SH	SB
2019 (Arizona)	.000	.000	.000	.000	9	2	4	1	0	0	0	0	0	0	0	1	0	0	0
2020 (Arizona)	.350	.435	.525	.960	17	15	40	6	14	1	0	2	6	3	3	7	0	0	0
2022	.211	.286	.368	.654	33	15	19	1	4	1	1	0	2	1	1	9	0	0	0
2023	.188	.257	.219	.476	33	12	32	6	6	1	0	0	5	2	1	4	0	0	0
2024	.000	.000	.000	.000	2	1	3	0	0	0	0	0	1	0	0	1	1	0	0
Career	.245	.318	.357	.675	94	45	98	14	24	3	1	2	14	6	5	22	1	0	0
• at Arizona State	.185	.250	.259	.509	68	28	54	7	10	2	1	0	8	3	2	14	1	0	0



SUN DEVIL HITTER NOTES



32 SAMANTHA SWAN

C/UTL • R/R • 5-3 • Freshman
Georgetown, Texas / Georgetown

.200 AVG	.686 OPS	0 HR	1 RBI
Kajikawa	1-5 .686 OPS	0 HR	1 RBI
Last 10	1-5 .686 OPS	0 HR	1 RBI
Current Streak	0-2 (1 game)		



Made two starts behind the plate during the first weekend of action



Doubled in first career at bat and picked up first career RBI with sac fly in second plate appearance



Walked and scored a run in the win over Maine



Ranked No. 49 in the country by Extra Inning Softball coming out of high school

CAREER STATISTICS

SEASON	AVG	OBP	SLG	OPS	GP	GS	AB	R	H	2B	3B	HR	RBI	BB	HBP	SO	SF	SH	SB
2024	.200	.286	.400	.686	2	2	5	2	1	1	0	0	1	1	0	0	1	0	0



17 JORDYN VANHOOK

INF • R/R • 5-10 • Graduate
Woodland Hills, Calif. / El Camino Real Charter

.293 AVG	1.146 OPS	19 HR	35 RBI
Pac-12 Tourn	1-3 .667 OPS	0 HR	0 RBI
Last 10	5-28 .750 OPS	3 HR	4 RBI
Current Streak	1 game (1-3; .667 OPS)		



Missed the Kajikawa Classic with an injury



Returns after leading the Pac-12 – and ranking seventh in the NCAA – with 19 home runs during the 2023 season.



Became the first Sun Devil to lead the Pac-12 in home runs since 2006



Homered in consecutive games nine times, including twice homering in four straight contests

CAREER STATISTICS

SEASON	AVG	OBP	SLG	OPS	GP	GS	AB	R	H	2B	3B	HR	RBI	BB	HBP	SO	SF	SH	SB
2020	.462	.529	1.154	1.683	14	1	13	7	6	0	0	3	7	2	1	2	1	0	0
2021	.171	.286	.343	.629	22	9	35	7	6	0	0	2	9	6	0	12	1	0	2
2022	.176	.263	.176	.440	20	1	17	5	3	0	0	0	2	1	1	7	0	0	0
2023	.293	.379	.767	1.146	48	47	133	29	39	6	0	19	35	18	1	41	1	1	0
2024	.000	.000	.000	.000															
Career	.273	.364	.667	1.030	104	58	198	48	54	6	0	24	53	27	3	62	3	1	2



SUN DEVIL HITTER NOTES


3 LIBBY WALSH
INF • R/R • 5-7 • Freshman
 Plainville, Mass. / King Philip Regional

.000 AVG	.222 OPS	0 HR	0 RBI
Kajikawa	0-7 .222 OPS	0 HR	0 RBI
Last 10	0-7 .222 OPS	0 HR	0 RBI
Current Streak	0-7 (4 games)		

Appeared in all four games with two starts during the Kajikawa Classic

Made collegiate debut as a pinch hitter against Northwestern

Made first career start against St. Thomas

Walked, stole a base, and scored a run in the win over Maine

CAREER STATISTICS

SEASON	AVG	OBP	SLG	OPS	GP	GS	AB	R	H	2B	3B	HR	RBI	BB	HBP	SO	SF	SH	SB
2024	.000	.222	.000	.222	4	2	7	1	0	0	0	0	0	1	1	4	0	0	1


44 TANYA WINDLE
OF • L/R • 5-6 • Sophomore
 Peoria, Ariz. / Cactus / Utah Tech

.286 AVG	.572 OPS	0 HR	0 RBI
Kajikawa	2-7 .572 OPS	0 HR	0 RBI
Last 10	12-34 .954 OPS	1 HR	5 RBI
Current Streak	2 games (2-7; .572 OPS)		

Made two starts during the first weekend while she manages an injury

Went 1-for-3 against Northwestern in Sun Devil debut

Finished 1-for-4 with a run scored against Boise State

2023 WAC Freshman of the Year has recorded a hit in 49 of her 55 career games played

CAREER STATISTICS

SEASON	AVG	OBP	SLG	OPS	GP	GS	AB	R	H	2B	3B	HR	RBI	BB	HBP	SO	SF	SH	SB
2023 (Utah Tech)	.432	.505	.636	1.141	53	53	176	53	76	10	7	4	33	22	6	12	2	1	16
2024	.286	.286	.286	.571	2	2	7	1	2	0	0	0	0	0	0	2	0	0	0
Career	.426	.498	.623	1.121	55	55	183	54	78	10	7	4	33	22	6	14	2	1	16

SUN DEVILS IN THE CIRCLE

	W-L	ERA	IP	H	R	ER	BB	SO	BAA	WHIP
Starters	2-1	3.75	18.2	20	11	10	11	27	.267	1.66
Relievers	0-1	0.95	7.1	6	2	1	2	8	.231	1.09
BY MONTH	W-L	ERA	IP	H	R	ER	BB	SO	BAA	WHIP
February	2-2	2.96	26.0	26	13	11	13	35	.257	1.50
March										
April										
May										
BY LOCATION	W-L	ERA	IP	H	R	ER	BB	SO	BAA	WHIP
Home	2-2	2.96	26.0	26	13	11	13	35	.257	1.50
Away										
Neutral										
BY OPPONENT	W-L	ERA	IP	H	R	ER	BB	SO	BAA	WHIP
Arizona										
ASU Invitational										
California										
Grand Canyon										
Kajikawa Classic	2-2	2.96	26.0	26	13	11	13	35	.257	1.50
Littlewood Classic										
Oregon										
Oregon State										
San Diego										
Stanford										
Sun Devil Classic										
UCLA										
Utah										
UTEP										
Washington										

SCORELESS INNINGS

SCORELESS INNINGS PITCHED	Total
Mac Osborne	7
Kylee Magee	5
Marissa Schuld	4
Kenzie Brown	
Deborah Jones	
Meika Lauppe	
TOTAL	16

SCORELESS INNINGS STREAK

	Active	Season	Career
Kenzie Brown			13.0
Deborah Jones			12.0
Meika Lauppe	0.2	0.2	0.2
Kylee Magee		5.2	6.2
Mac Osborne		7.2	12.0
Marissa Schuld		3.1	16.2

PERFECT INNINGS PITCHED

	Total
Kylee Magee	1
Mac Osborne	1
Marissa Schuld	1
Kenzie Brown	
Deborah Jones	
Meika Lauppe	
TOTAL	3

STRIKEOUTS & WALKS

PITCHER	K	K%	KL	KL%	K/7	SEASON HIGH	CAREER HIGH	BB	BB%	K/BB
Brown		0.00%		0.00%	0.00		9		0.00%	0.00
Jones		0.00%		0.00%	0.00		12		0.00%	0.00
Lauppe	1	20.00%	0	0.00%	10.50	1	1	2	40.00%	0.50
Magee	13	27.08%	2	15.38%	9.41	11	11	6	12.50%	2.17
Osborne	14	35.00%	1	7.14%	10.89	10	10	5	12.50%	2.80
Schuld	7	28.00%	0	0.00%	7.35	5	10	0	0.00%	0.00
TEAM TOTALS	35	29.66%	3	8.57%	9.42			13.00	11.02%	2.69

K% = K/BF KL% = KL/K BB% = BB/BF

SUN DEVILS IN THE CIRCLE

INDIVIDUAL BREAKDOWN

STARTING PITCHERS *Stats are for starts only.*

PITCHER	GS	IP	IP/ GS	TP/ GS	W-L	ERA	BAA	WHIP	BB/7	K/7	AFTER LOSS			
Brown														
Jones														
Lauppe														
Magee	2	9.2	4.83	108	0-1	4.34	.300	1.86	4.34	9.41				
Osborne	2	9.0	4.50	75.5	2-0	3.11	.229	1.44	3.89	10.89	2-0			
Schuld														
TEAM TOTALS	4	18.2	4.67	91.75	2-1	3.75	.267	1.66	4.12	10.12	2-0			
INNINGS	TEAM		Brown		Jones		Lauppe		Magee		Osborne		Schuld	
0.0-3.2	1 (0-1)								1 (0-1)					
4.0-4.2	1 (1-0)										1 (1-0)			
5.0-5.2	1 (1-0)										1 (1-0)			
6.0-6.2	(0-0)													
7.0+	1 (0-1)								1 (0-1)					
Total Starts	4 (2-2)								2 (0-2)		2 (2-0)			
Run Support	22								4		18			
RS/7	8.25								2.90		14.00			
Team Record when Starting									0-2		2-0			

FROM THE BULLPEN *Stats are for relief appearances only.*

PITCHER	APP	IP	W-L	SV	ERA	BAA	WHIP	BB/7	K/7	1ST BATTER FACED				INHERITED RUNNERS		
										AB	H	AVG	K	RI	LOB	PCT
Brown																
Jones																
Lauppe	1	0.2	0-0	0	0.00	.500	4.50	21.00	10.50	0	0	.000	0	2	0	.000
Magee																
Osborne																
Schuld	2	6.2	0-1	1	1.05	.231	1.20	2.10	8.40	2	0	.000	1	4	4	1.000
TOTALS	3	7.1	0-1	1	0.95	.250	1.50	3.82	8.59	2	0	.000	1	6	4	.667



9 CAREER



29 CAREER

Career	277	141	.242	5.38	27	18	84	44	18	7	4	308.1	285	164	122	131	248	48	1	17
at Arizona State	212	157	.281	5.22	2	1	15	0	0	0	0	221	25	12	10	10	17	4	0	0

SUN DEVIL PITCHER NOTES



27 MEIKA LAUPPE

RHP • R/R • 5-10 • Freshman
Pleasant Grove, Calif. / East Nicolaus

0.00 **ERA** 4.50 **WHIP** 0-0 **W-L**

.500 **OPP AVG** 10.50 **K/7** 21.00 **BB/7**

5+ Strikeouts **SEASON CAREER**

4+ IP & 2 ER of less **SEASON CAREER**

date	opponent	gs	dec	ip	h	r	er	bb	k	np
F9	St. Thomas (MN)			0.2	1	0	0	2	1	21

Went 0.2 innings with a strikeout in her collegiate debut against St. Thomas


Went 43-3 with a 0.55 ERA and 574 strikeouts during high school career, including 179 strikeouts and 22-2 record with 0.30 ERA as a senior

Recorded eight no-hitters and three perfect games in high school

Accolades include all-metro first team, CAL Hi Sports Underclassman first-team, and first team SBLive All-Northern Section

CAREER STATISTICS

SEASON	ERA	WHIP	BAVG	K/7	W	L	APP	GS	CG	SHO	SV	IP	H	R	ER	BB	SO	2B	3B	HR
2024	0.00	4.50	.500	10.50	0	0	1	0	0	0	0	0.2	1	0	0	2	1	0	0	0



31 KYLEE MAGEE

RHP • R/R • 5-9 • Sophomore
Anaheim, Calif. / Canyon

4.34 **ERA** 1.86 **WHIP** 0-1 **W-L**

.300 **OPP AVG** 9.41 **K/7** 4.34 **BB/7**

5+ Strikeouts **1 SEASON 5 CAREER**

4+ IP & 2 ER of less **1 SEASON 7 CAREER**

date	opponent	gs	dec	ip	h	r	er	bb	k	np
F9	Northwestern	*	L	7.0	7	2	2	5	11	151
F10	Boise State	*		2.2	5	4	4	1	2	65

Allowed just two runs with a career-high 11 strikeouts in a complete game outing against No. 20 Northwestern

It was the first time a Sun Devil pitcher had 10-plus strikeouts in a game since March 15, 2022

Games was her seventh with two earned runs or fewer and four-plus innings pitched and her fifth with five-plus strikeouts

Had two strikeouts in 2.2 innings in a no decision against Boise State

CAREER STATISTICS

SEASON	ERA	WHIP	BAVG	K/7	W	L	APP	GS	CG	SHO	SV	IP	H	R	ER	BB	SO	2B	3B	HR
2023	3.64	1.79	.278	5.51	4	6	21	20	3	2	0	75.0	82	54	39	52	59	12	1	4
2024	4.34	1.86	.300	9.41	0	1	2	2	1	0	0	9.2	12	6	6	6	13	1	0	4
Career	3.72	1.80	.281	5.95	4	7	23	22	4	2	0	84.2	94	60	45	58	72	13	1	8



SUN DEVIL PITCHER NOTES



11 MAC OSBORNE

RHP • R/R • 5-9 • Senior
Richlands, Va. / Richlands / Virginia Tech

3.11 ERA	1.44 WHIP	2-0 W-L
.229 OPP AVG	10.89 K/7	3.89 BB/7
5+ Strikeouts	1 SEASON	7 CAREER
4 IP & 2 ER of less	1 SEASON	14 CAREER

date	opponent	gs	dec	ip	h	r	er	bb	k	np
F9	St. Thomas (MN)	*	W	4.0	6	4	4	4	4	84
F10	Maine	*	W	5.0	2	1	0	1	10	67

- Made two starts and record two wins during the Kajikawa Classic
- Is one of six pitchers in the Pac-12 to record at least two wins this season
- Recorded 14 strikeouts in her two outings and ranks third in the Pac-12 at 10.9 strikeouts per seven innings
- Set a career high with 10 strikeouts while allowing only two hits in a complete game victory over Maine

CAREER STATISTICS

SEASON	ERA	WHIP	BAVG	K/7	W	L	APP	GS	CG	SHO	SV	IP	H	R	ER	BB	SO	2B	3B	HR
2021 (Va. Tech)	2.76	1.16	.247	3.37	2	1	15	5	1	0	0	45.2	43	21	18	10	22	6	1	7
2022 (Va. Tech)	4.88	1.60	.259	4.40	2	0	6	1	0	0	0	14.1	14	10	10	9	9	3	0	2
2023	3.82	1.59	.270	5.06	4	11	23	19	4	3	0	84.1	93	60	46	41	61	10	1	6
2024	3.11	1.44	.229	10.89	2	0	2	2	1	0	0	9.0	8	5	4	5	14	2	0	0
Career	3.56	1.45	.260	4.84	10	12	46	27	6	3	0	153.1	158	96	78	65	106	21	2	15
• at Arizona State	3.75	1.58	.266	5.63	6	11	25	21	5	3	0	93.1	101	65	50	46	75	12	1	6



8 MARISSA SCHULD

RHP/UTL • R/R • 5-3 • Graduate
Scottsdale, Ariz. / Pinnacle / Arizona

1.05 ERA	0.75 WHIP	0-1 W-L
.208 OPP AVG	7.35 K/7	0.00 BB/7
5+ Strikeouts	1 SEASON	10 CAREER
4 IP & 2 ER of less	1 SEASON	14 CAREER

date	opponent	gs	dec	ip	h	r	er	bb	k	np
F9	St. Thomas (MN)		S	2.1	1	0	0	0	2	33
F10	Boise State		L	4.1	4	2	1	0	5	66

- Earned her first save of the season - and ninth of her career - in the win over St. Thomas
- Held the Tommies to just one hit with two strikeouts in the final 2.1 innings, including stranding three inherited runners
- Held Boise State to two runs (one earned) on four hits with five strikeouts in a relief appearance
- Is tied for 11th among active NCAA pitchers with her nine career saves and the total is fifth in Sun Devil history

CAREER STATISTICS

SEASON	ERA	WHIP	BAVG	K/7	W	L	APP	GS	CG	SHO	SV	IP	H	R	ER	BB	SO	2B	3B	HR
2019 (Arizona)	0.48	0.95	.232	3.82	2	0	5	2	0	0	0	14.2	13	4	1	1	8	0	0	0
2020 (Arizona)	0.00	0.67	.182	4.67	0	0	3	0	0	0	0	3.0	2	0	0	0	2	1	0	0
2022	2.09	0.90	.215	7.48	10	2	27	10	4	1	3	87.0	70	31	26	8	93	10	1	12
2023	3.93	1.30	.267	5.01	2	6	25	5	1	0	5	51.2	55	32	29	12	37	11	2	8
2024	1.05	0.75	.208	7.35	0	1	2	0	0	0	1	6.2	5	2	1	0	7	0	0	1
Career	2.45	1.02	.233	6.31	14	9	62	17	5	1	9	163.0	145	69	57	21	147	22	3	21
• at Arizona State	2.70	1.03	.234	6.60	12	9	54	15	5	1	9	145.1	130	65	56	20	137	21	3	21



TOP GAME CHANGING PLAY IN VICTORIES

Win probability calculations courtesy D1Softball.com and 6-4-3 Charts

Date	Opponent	Score	Inning	Bases	Out(s)	Play	Before	After	Change	Final
Feb 9	St. Thomas	0-2	B1	2nd	0	Denby homered to right center	50.66	68.86	18.20	9-4
Feb 10	Maine	0-0	B2	1st	1	Cunningham homered to center, 2 RBI	63.26	84.79	21.53	9-1

TOP GAME CHANGING PLAYS OF SEASON

All plays that improved ASU win probability by at least 15%

Date	Opponent	Score	Inning	Bases	Out(s)	Play	Before	After	Change	Final
Feb 10	Maine	0-0	B2	1st	1	Cunningham homered to center, 2 RBI	63.26	84.79	21.53	9-1
Feb 9	St. Thomas	0-2	B1	2nd	0	Denby homered to right center	50.66	68.86	18.20	9-4
Feb 9	St. Thomas	0-0	T1	2nd	0	Swan throws out base stealer	42.60	57.99	15.39	9-4



HIGHS & LOWS

TEAM BATTING

Most Runs - Sun Devils	9	(2x) vs. Maine (Feb 10)
Most Runs - Opp	6	vs. Boise State (Feb 10)
Most Runs - Both Teams	13	vs. St. Thomas (Feb 9)
Most Runs - Inning - Sun Devils	7	vs. Maine (Feb 10)
Most Runs - Inning - Opp	3	vs. Boise State (Feb 10)
Most Hits - Sun Devils	10	vs. St. Thomas (Feb 9)
Most Hits - Opp	9	vs. Boise State (Feb 10)
Most Hits - Both Teams	18	vs. St. Thomas (Feb 9)
Fewest Hits - Sun Devils	4	vs. Northwestern (Feb 9)
Most Extra-Base Hits - Sun Devils	7	vs. St. Thomas (Feb 9)
Most Extra-Base Hits - Opp	5	vs. Boise State (Feb 10)
Most Singles - Sun Devils	5	vs. Maine (Feb 10)
Most Doubles - Sun Devils	5	vs. Boise State (Feb 10)
Most Triples - Sun Devils	2	vs. St. Thomas (Feb 9)
Most Home Runs - Sun Devils	2	vs. St. Thomas (Feb 9)
Most Home Runs - Opp	4	vs. Boise State (Feb 10)
Most Stolen Bases - Sun Devils	4	(2x) vs. Maine (Feb 10)
Most Stolen Bases - Opp	1	(2x) vs. Boise State (Feb 10)
Most Left on Base - Sun Devils	8	vs. St. Thomas (Feb 9)
Most Left on Base - Opp	10	vs. Northwestern (Feb 9)

TEAM PITCHING & DEFENSE

Most Strikeouts - Sun Devils	11	vs. Northwestern (Feb 9)
Most Strikeouts - Opp	11	vs. Northwestern (Feb 9)
Fewest Strikeouts - Sun Devils	7	(2x) vs. Boise State (Feb 10)
Fewest Strikeouts - Opp	2	vs. Maine (Feb 10)
Most Walks - Sun Devils	6	vs. St. Thomas (Feb 9)
Most Walks - Opp	6	(2x) vs. Maine (Feb 10)
Fewest Walks - Sun Devils	1	(2x) vs. Maine (Feb 10)
Fewest Walks - Opp	1	vs. Boise State (Feb 10)
Fewest Hits Allowed - Sun Devils	2	vs. Maine (Feb 10)
Most Errors - Sun Devils	2	(2x) vs. Boise State (Feb 10)
Most Errors - Opp	2	(2x) vs. Maine (Feb 10)
Most Double Plays - Sun Devils	2	vs. St. Thomas (Feb 9)
Most Double Plays - Opp		

TEAM MISCELLANEOUS

Longest Winning Streak	1*	(2x) Feb 10
Longest Losing Streak	1	(2x) Feb 10
Longest Game - Innings	7	(3x) vs. Boise State (Feb 10)
Longest Game - Time (Overall)	2:32	vs. St. Thomas (Feb 9)
Longest Game - Time (7-inn game)	2:32	vs. St. Thomas (Feb 9)
Shortest Game - Time (Overall)	1:25	vs. Maine (Feb 10)
Shortest Game - Time (7-inn game)	2:15	vs. Northwestern (Feb 9)
Largest Crowd (Home)	1021	vs. Boise State (Feb 10)
Largest Crowd (Road)		
Consecutive Games - Home Run	1*	(2x) Feb 10
Consecutive Games - XBH	4*	Feb 9 – Feb 10
Consecutive Games - Stolen Base	3*	Feb 9 – Feb 10
Consecutive Errorless Games	1	Feb 9

INDIVIDUAL BATTING

Most Runs	2 (3x)	Cunningham,Shannon vs Maine (Feb 10)
Most Hits	3 (2x)	Cunningham,Shannon vs Maine (Feb 10)
Most RBIs	4	Denby,Alesia vs St. Thomas (Feb 9)
Most Doubles	1 (11x)	Allen,Ayden vs Boise State (Feb 10)
Most Triples	1	Acuña,Yannixa vs St. Thomas (Feb 9)
Most Home Runs	2	Denby,Alesia vs St. Thomas (Feb 9)
Most Total Bases	8	Denby,Alesia vs St. Thomas (Feb 9)
Most Walks	2 (2x)	Lissy,Kayla vs Maine (Feb 10)
Most Stolen Bases	2	Lissy,Kayla vs St. Thomas (Feb 9)

INDIVIDUAL FIELDING

Most Putouts	10 (2x)	Swan,Samantha vs Maine (Feb 10)
Most Assists	4	Walsh,Libby vs St. Thomas (Feb 9)
Most Errors	2	Walsh,Libby vs St. Thomas (Feb 9)

INDIVIDUAL PITCHING

Most Strikeouts	11	Magee,Kylee vs Northwestern (Feb 9)
Most IP	7.0	Magee,Kylee vs Northwestern (Feb 9)
Fewest Hits - CG	2	Osborne,Mac vs Maine (Feb 10)
Most Hits Allowed	7	Magee,Kylee vs Northwestern (Feb 9)
Most Runs Allowed	4	Magee,Kylee vs Boise State (Feb 10)
Most ER Allowed	4	Magee,Kylee vs Boise State (Feb 10)
Most Walks	5	Magee,Kylee vs Northwestern (Feb 9)

THE LAST TIME

BATTING

AN ASU TEAM

Had 10+ hits	10 vs. St. Thomas (2/9/24)
Had 15+ hits	15 vs. San Diego State (5/21/22)
Scored 5+ runs	9 vs. Maine (2/10/24)
Scored 10+ runs	10 at Utah (4/8/23)
Scored 15+ runs	15 vs. Michigan State (3/4/23)
Scored 20+ runs	21 vs. Grand Canyon (4/6/21)
Hit 4+ doubles	5 vs. Boise State (2/10/24)
Hit a triple	2 vs. St. Thomas (2/9/24)
Hit 2+ triples	2 vs. St. Thomas (2/9/24)
Hit 2+ home runs	2 vs. St. Thomas (2/9/24)
Hit 3+ home runs	3 at Oregon State (5/5/23)
Hit 4+ home runs	4 vs. Boise State (3/4/23)
Hit 5+ home runs	6 vs. UTEP (3/6/21)
Hit 6+ home runs	6 vs. UTEP (3/6/21)
Stole 4+ bases	4 vs. Maine (2/10/24)
10+ Runners LOB	10 vs. Stanford (4/30/23)

A SUN DEVIL PLAYER

Had 3+ hits	Shannon Cunningham [3] vs. Maine (2/10/24)
Had 4+ hits	Jazmine Hill [4] vs. Northwestern (5/28/22)
Scored 3+ runs	Yanni Acuña [3] at Utah (4/8/23)
Scored 4+ runs	Jazmine Hill [4] vs. Illinois State (2/19/22)
Had 3+ RBIs	Shannon Cunningham [3] vs. Maine (2/10/24)
Had 4+ RBIs	Alesia Denby [4] vs. St. Thomas (2/9/24)
Had 5+ RBIs	Jazmine Hill [7] vs. Michigan State (3/4/23)
Had 6+ RBIs	Jazmine Hill [7] vs. Michigan State (3/4/23)
Had 7+ RBIs	Jazmine Hill [7] vs. Michigan State (3/4/23)
Hit 2+ doubles	Alexa Milius [2] vs. Houston (3/5/23)
Hit a triple	Yannixa Acuña vs. St. Thomas (2/9/24)
Hit 2+ triples	Makenna Harper [2] vs. CSUN (2/9/23)
Hit 2+ home runs	Alesia Denby [2] vs. St. Thomas (2/9/24)
Hit walk-off home run	Emily Cazares vs. UCLA (5/8/22)
Hit a grand slam	Jazmine Hill at Arizona (5/10/23)
Led off 1st inn. with HR	Yanni Acuña at California (3/24/23)
Stole 3+ bases	Yanni Acuña [5] at Utah (4/8/23)
Stole 4+ bases	Yanni Acuña [5] at Utah (4/8/23)
Stole 5+ bases	Yanni Acuña [5] at Utah (4/8/23)
Drew 3+ walks	Cydney Sanders [3] vs. Northwestern (5/29/22)
Drew 4+ walks	Cheyenne Coyle [4] vs. Arizona (3/30/14)

AN OPPOSING TEAM

Had 10+ hits	12 at Oregon State (5/6/23)
Had 15+ hits	16 vs. UCLA (5/7/22)
Scored 5+ runs	6 vs. Boise State (2/10/24)
Scored 10+ runs	13 at Arizona (5/10/23)
Scored 15+ runs	15 vs. Arizona (4/17/21)
Hit 4+ doubles	5 vs. Oregon (4/15/23)
Hit a triple	at UCLA (4/22/23)
Hit 2+ triples	2 vs. Washington (3/31/23)
Hit 2+ home runs	4 vs. Boise State (2/10/24)
Stole 4+ bases	4 vs. Washington (4/2/23)
10+ Runners LOB	10 vs. Northwestern (2/9/24)

AN OPPOSING PLAYER

Had 3+ hits	Sophia Knight [3] vs. Boise State (2/10/24)
Had 4+ hits	Megan Grant [4] at UCLA (4/21/23)
Scored 3+ runs	Emily Schultz [3] vs. Stanford (4/30/23)
Had 3+ RBIs	Ella Cook [3] vs. St. Thomas (2/9/24)
Hit 2+ doubles	Carlie Scupin [2] at Arizona (5/10/23)
Hit a triple	Maya Brady at UCLA (4/22/23)
Hit 2+ home runs	Sydney Groves [2] vs. Boise State (2/10/24)

PITCHING

AN ASU TEAM

Threw a no-hitter	vs. Arizona [5 inn.] (3/27/22)
Threw a perfect game	vs. Arizona [5 inn.] (3/27/22)
Threw a shutout	at Oregon State [6 inn.] (5/5/23)
Recorded 10+ strikeouts	10 vs. Maine (2/10/24)
Recorded 15+ strikeouts	15 vs. Cal State Fullerton (2/23/20)

A SUN DEVIL PLAYER

Threw a no-hitter	Marissa Schuld vs. Arizona [5 inn.] (3/27/22)
Threw a perfect game	Marissa Schuld vs. Arizona [5 inn.] (3/27/22)
Threw a shutout	Kylee Magee at Oregon State [6 inn.] (5/5/23)
Recorded 10+ strikeouts	Mac Osborne [10] vs. Maine (2/10/24)
Recorded 15+ strikeouts	Giselle Juarez [15] at Oregon State (4/8/18)
Gave up 10+ hits	Mac Osborne [11] vs. Notre Dame (2/10/23)
Walked 5+ batters	Kylee Magee [5] vs. Northwestern (2/9/24)

AN OPPOSING TEAM

Threw a no-hitter	vs. UCF (3/17/23)
Threw a shutout	vs. Oregon (4/16/23)
Recorded 10+ strikeouts	11 vs. Northwestern (2/9/24)
Recorded 15+ strikeouts	15 at Oklahoma State (3/17/23)

AN OPPOSING PLAYER

Threw a no-hitter	Grace Jewell vs. UCF (3/17/23)
Threw a shutout	Ashley Miller vs. Northwestern (2/9/24)
Recorded 10+ strikeouts	Ashley Miller [11] vs. Northwestern (2/9/24)
Recorded 15+ strikeouts	Kelly Maxwell [15] at Oklahoma State (3/17/23)
Gave up 10+ hits	Danielle Williams [11] vs. Northwestern (5/27/22)
Walked 5+ batters	Ruby Meylan [5] vs. Washington (4/2/23)

FIELDING

AN ASU TEAM

Did not commit an error	vs. Northwestern (2/9/24)
Committed 2+ errors	2 vs. Boise State (2/10/24)
Turned a double play	2 vs. St. Thomas (2/9/24)
Turned a triple play	

A SUN DEVIL PLAYER

Recorded 10+ putouts	Samantha Swan [10] vs. Maine (2/10/24)
Recorded 15+ putouts	Cydney Sanders [19] vs. Northwestern (5/27/22)
Recorded 5+ assists	Jazmyn Rollin [5] at UCLA (4/23/23)
Committed 2+ errors	Libby Walsh [2] vs. St. Thomas (2/9/24)

AN OPPOSING TEAM

Did not commit an error	vs. Boise State (2/10/24)
Committed 2+ errors	2 vs. Maine (2/10/24)
Turned a double play	at UCLA (4/22/23)
Turned a triple play	

AN OPPOSING PLAYER

Recorded 10+ putouts	Emma Raye [11] vs. Northwestern (2/9/24)
Recorded 15+ putouts	Tuck [15] at Oklahoma State (3/17/23)
Recorded 5+ assists	Aliya Belarde [6] at Utah (4/8/23)
Committed 2+ errors	Aliya Belarde [2] at Utah (4/8/23)

MISCELLANEOUS

AN ASU TEAM

Won in extra-innings	4-2 [8] at California (3/26/23)
Won by run-rule	9-1 [5] vs. Maine (2/10/24)
6+ runs in an inning	7 vs. Maine (2/10/24)
10+ runs in an inning	10 vs. UTEP (3/6/21)



STARTERS SUMMARY

PLAYER	2024 BY LINEUP POSITION									CAREER BY SEASON					
	1ST	2ND	3RD	4TH	5TH	6TH	7TH	8TH	9TH	2020	2021	2022	2023	2024	CAREER
Alesia Denby		2	2							25	49	55	54	4	187
Makenzie Macfarlane						1	1			24	40	35	44	2	145
Kayla Lissy	2	1							1		47	35	37	4	123
Sara Kinch			1	2	1						42	51	23	4	120
Kelsey Hall			1	2	1					23	3	38	35	4	103
Audrey LeClair		1							2	0	0	43	47	3	93
Jordyn VanHook										1	9	1	47	0	58
Tanya Windle	2												53	2	55
Shannon Cunningham							1						11	1	12
Marissa Schuld							1						11	1	12
Yaya Acuña					1	2	1						0	4	4
Ayden Allen						1		2					0	3	3
Samantha Swan					1			1						2	2
Libby Walsh								1	1					2	2
Jada Lewis														0	0
Maddie Pomykalski													0	0	0

CENTER FIELD

Hall,Kelsey 3 (1-2)
LeClair,Audrey 1 (1-0)

LEFT FIELD

Acuña,Yannixa 4 (2-2)

RIGHT FIELD

Cunningham,Shannon 1 (1-0)
Allen,Ayden 1 (0-1)
Hall,Kelsey 1 (1-0)
Windle,Tanya 1 (0-1)

SHORTSTOP

Denby,Alesia 4 (2-2)

SECOND BASE

LeClair,Audrey 2 (0-2)
Walsh,Libby 2 (2-0)

THIRD BASE

Lissy,Kayla 4 (2-2)

FIRST BASE

Macfarlane,Makenzie 2 (1-1)
Allen,Ayden 2 (1-1)

PITCHER

Osborne,Mac 2 (2-0)
Magee,Kylee 2 (0-2)

DESIGNATED PLAYER

Kinch,Sara 2 (2-0)
Schuld,Marissa 1 (0-1)
Windle,Tanya 1 (0-1)

CATCHER

Swan,Samantha 2 (2-0)
Kinch,Sara 2 (0-2)





QUICK FACTS

UNIVERSITY

Location	Tempe, Ariz. 85287-2505
Founded	1885
Enrollment	140,759
Nickname	Sun Devils
Colors	Maroon & Gold
Affiliation	NCAA
Division I Conference	Pac-12
President	Dr. Michael Crow
Interim Athletics Director	Jim Rund
Faculty Representative	Dr. Jeffrey Wilson
Athletic Dept. Phone	480-965-4382

COACHING STAFF

Head Coach	Megan Bartlett
Alma Mater	Notre Dame, 2005
Assistant Coach	Jimmy Kolaitis
Assistant Coach	Jeremy Manley
Assistant Coach	Hailey Decker
Softball Operations	Giorgie Loomis
Graduate Assistant	Mary Iakopo
Graduate Assistant	Yannira Acuña
Strength & Conditioning Coach	Peter Alosi
Athletic Trainer	Tanner Spoden
Student Manager	Nick Sanchez

TEAM INFORMATION

2023 Record	22-26
Pac-12 Record / Finish	6-18 / t-8th
Letterwinners Returning / Lost	10 / 12
Position Starters Returning / Lost	2 / 7
Pitchers Returning / Lost	5 / 0
Newcomers	11

PROGRAM HISTORY

Program Seasons / NCAA	56th / 43rd
Overall Record	1861-925-2 (.668)
NCAA Record	1601-846-2 (.654)
Conference Record	505-477-2 (.514)
Pac-12 Record	385-418-1 (.479)
Conference Championships	6
	1977, 1978, 1980, 2008, 2011, 2022
NCAA/AIAW Tournament Appearances	43
NCAA WCWS Appearances	12
National Championships	4
	1972, 1973, 2008, 2011
All-America Selections	44
All-Conference Selections	58



ALBERTA B. FARRINGTON SOFTBALL STADIUM

Arizona State University unveiled the Alberta B. Farrington Softball Stadium in 2000 as the home of the Sun Devil softball team.

Farrington Stadium features chair-back bleachers and individual seats with a capacity for 1,535 fans. In addition, a grass berm is located just beyond the first baseline.

The stadium has several amenities, making it one of the premier softball stadiums in the Pac-12. Sunken dugouts are lighted for night games and have recessed, individual bat slots and locker room access. In addition, there are coaches' offices, a training room, a built-in concession stand, a team shop, restrooms, and locker rooms for the home team, visiting team, and officials.

Upgrades were started this offseason to provide the team with modern amenities and updates to the locker room, team room, training room, and coaches' offices. It also added a new spectator viewing deck along the third baseline and the project will be completed later this spring.

STADIUM FACTS

Opened (Capacity)	2000 (1,535)
Dimensions	L-202 C-210 R-202
All-Time Stadium Record	657-187 (.778)
All-Time Attendance (Average)	776,270 (969)

2024 LARGEST CROWDS

1.	1,021	Boise State	Feb. 10
2.	938	Northwestern	Feb. 9
3.	863	St. Thomas	Feb. 9
4.	786	Maine	Feb. 10

RANKINGS










		P12	NCAA
Total Att.	3,608	2nd	12th
Average Att.	902	2nd	11th
% to Capacity	58.76	1st	22nd

TOP 15 LARGEST CROWDS (Since 2010)

1.	2,264	Arizona	Mar. 30, 2014
2.	2,259	Arizona	Mar. 18, 2016
3.	2,243	Arizona	Mar. 28, 2014
4.	2,239	Arizona	Mar. 29, 2014
5.	2,226	Southern Miss	Apr. 26, 2014
6.	2,212	Arizona	Mar. 18, 2016
7.	2,203	Arizona	Mar. 23, 2012
8.	2,199	Arizona	Mar. 24, 2012
9.	2,188	UCLA	May 10, 2014
10.	2,176	Stanford	Mar. 22, 2014
11.	2,161	Oregon	May 11, 2013
12.	2,142	Oregon State	Mar. 19, 2013
13.	2,121	Arizona	Apr. 22, 2018
14.	2,106	UCLA	Apr. 16, 2011
15.	2,105	UCLA	Apr. 6, 2012



PAC-12 STANDINGS

THROUGH FEBRUARY 11		CONFERENCE				OVERALL					
		W	L	T	PCT	W	L	T	PCT	L10	STREAK
	Arizona	0	0	0	.000	5	0	0	1.000	5-0	Won 5
	California	0	0	0	.000	5	1	0	.833	5-1	Won 3
	Oregon State	0	0	0	.000	4	1	0	.800	4-1	Lost 1
	Utah	0	0	0	.000	4	1	0	.800	4-1	Won 3
	Washington	0	0	0	.000	3	1	0	.750	3-1	Won 1
	Oregon	0	0	0	.000	4	2	0	.667	4-2	Won 1
	Stanford	0	0	0	.000	3	2	0	.600	3-2	Won 2
	Arizona State	0	0	0	.000	2	2	0	.500	2-2	Won 1
	UCLA	0	0	0	.000	2	3	0	.400	2-3	Lost 2



STATISTICAL RANKINGS

TEAM RANKINGS

Through Feb 11	NCAA	Pac-12	Stat
Batting Average	113	6	.273
Double Plays per Game	14	1	0.75
Doubles	15	2	11
Doubles per Game	8	1	2.75
Earned Run Average	116	8	2.96
Fielding Percentage	164	8	.955
Hit Batters	1	1	1
Home Runs per game	56	3	0.75
On Base Percentage	103	6	.364
Scoring	70	6	5.50
Shutouts			
Slugging Percentage	38	3	.515
Stolen Bases per Game	24	3	2.25
Strikeout-to-Walk Ratio	60	6	2.69
Total Stolen Bases	36	4	9
Triple Plays			
Triples per Game	16	1	.50
WL Percentage	122	8	.500
Walks	72	6	15

HONORS

KELSEY HALL

- D1 Softball Preseason Top 100 (#60)
- D1 Softball Preseason Ranking (#14 OF)
- Softball America Preseason Ranking (#22 OF)
- Softball America Preseason Top 100 (#88)

JORDYN VANHOOK

- D1 Softball Preseason Ranking (#11 1B)

LIBBY WALSH

- Softball America Freshman 50 Watchlist

TANYA WINDLE

- D1 Softball Preseason Ranking (#31 OF)

INDIVIDUAL RANKINGS

Through Feb 11	Player	NCAA	Pac-12	Stat
Batting Average	Alesia Denby	89	5	.500
Caught Stealing By	Mackenzie Osborne	80	6	1
	Samantha Swan	80	6	1
Doubles	Ayden Allen	60	3	2
	Alesia Denby	60	3	2
	Sara Kinch	60	3	2
	Kayla Lissy	60	3	2
Doubles / Game	Ayden Allen	59	1	0.50
	Alesia Denby	59	1	0.50
	Sara Kinch	59	1	0.50
	Kayla Lissy	59	1	0.50
Hit by Pitch / Game	Libby Walsh	121	5	0.25
Home Runs	Alesia Denby	20	2	2
	Shannon Cunningham	106	10	1
Home Runs / Game	Alesia Denby	25	2	0.50
Runs Batted In / Game	Alesia Denby	57	2	1.50
Runs / Game	Alesia Denby	114	5	1.00
Sacrifice Flies	Alesia Denby	19	4	1
	Marissa Schuld	19	4	1
Saves	Marissa Schuld	8	2	1
Slugging Percentage	Alesia Denby	29	2	1.167
	Yannixa Acuña	249	11	.667
Stolen Bases	Yannixa Acuña	43	4	3
	Audrey LeClair	116	7	2
	Kayla Lissy	116	7	2
	Alesia Denby	281	17	1
	Libby Walsh	281	17	1
Stolen Bases / Game	Yannixa Acuña	43	4	0.75
	Audrey LeClair	119	7	0.50
	Kayla Lissy	119	7	0.50
Strikeout-to-Walk Ratio	Marissa Schuld	1	1	0.00
Strikeouts	Mackenzie Osborne	43	3	14
	Kylee Magee	58	4	13
Strikeouts / 7 IP	Mackenzie Osborne	21	3	10.9
	Kylee Magee	49	5	9.4
	Marissa Schuld	125	12	7.4
Total Bases	Alesia Denby	42	3	14
Triples	Yannixa Acuña	14	2	1
	Kelsey Hall	14	2	1
Triples / Game	Yannixa Acuña	27	2	0.25
	Kelsey Hall	27	2	0.25
Victories	Mackenzie Osborne	17	2	2
Walks Allowed / 7 IP	Marissa Schuld	1	1	0.00
Walks / Game	Kayla Lissy	24	3	1.00





SUN DEVILS IN THE POLLS

USA TODAY / NFCA (Feb. 13)

Rank	Team	Points	Record	Last
1.	Oklahoma (32)	800	4-0	1
2.	Tennessee	747	3-0	2
3.	Texas	720	5-0	8
4.	Georgia	650	5-0	6
5.	Washington	629	3-1	7
6.	Oklahoma State	626	5-0	9
7.	Florida State	600	4-1	3
8.	Clemson	569	4-1	5
9.	Stanford	529	3-2	3
10.	Duke	497	3-1	11
11.	Alabama	485	5-0	12
12.	LSU	460	5-0	14
13.	Utah	369	4-1	13
14.	Missouri	313	5-0	NR
15.	Arkansas	299	4-1	16
16.	Florida	280	4-1	17
17.	Oregon	261	4-2	15
18.	Kentucky	259	4-1	25
19.	UCLA	240	2-3	10
20.	South Carolina	218	5-0	23
21.	Virginia Tech	160	4-0-1	RV
22.	Northwestern	128	4-1	20
23.	Louisiana	96	4-1	21
24.	Baylor	91	0-2	22
25.	Auburn	71	1-1-1	19

ESPN / USA SOFTBALL (Feb. 13)

Rank	Team	Record	Points	Last
1.	Oklahoma (25)	4-0	625	1
2.	Tennessee	3-0	591	2
3.	Texas	5-0	583	5
4.	Georgia	5-0	525	6
5.	Florida State	4-1	464	4
6.	Washington	3-1	452	10
7.	Clemson	4-1	449	7
8.	Oklahoma State	5-0	445	11
9.	Stanford	3-2	411	3
10.	Duke	3-1	395	9
11.	Alabama	5-0	372	14
12.	LSU	5-0	348	15
13.	Arkansas	4-1	276	12
14.	Oregon	4-2	238	13
15.	Missouri	5-0	231	NR
16.	Utah	4-1	222	16
17.	Virginia Tech	4-0-1	220	23
18.	Kentucky	4-1	219	NR
19.	Florida	4-1	207	18
20.	UCLA	2-3	150	8
21.	South Carolina	5-0	123	22
22.	Baylor	0-2	109	19
23.	Louisiana	4-1	98	21
24.	Auburn	1-1-1	95	20
25.	Texas A&M	4-0	70	24

D1SOFTBALL (Feb. 12)

Rank	Team	Record	LW Rec	LW
1.	Oklahoma	4-0	4-0	1
2.	Texas	5-0	5-0	5
3.	Tennessee	3-0	3-0	3
4.	Oklahoma State	5-0	5-0	12
5.	Georgia	5-0	5-0	6
6.	Washington	3-1	3-1	10
7.	Duke	3-1	3-1	8
8.	Florida State	4-1	4-1	4
9.	LSU	5-0	5-0	17
10.	Clemson	4-1	4-1	7
11.	Missouri	5-0	5-0	NR
12.	Alabama	5-0	5-0	11
13.	Stanford	3-2	3-2	2
14.	Kentucky	4-1	4-1	NR
15.	Utah	4-1	4-1	14
16.	Virginia Tech	4-0-1	4-0-1	NR
17.	Baylor	0-2	0-2	16
18.	Arkansas	4-1	4-1	18
19.	Oregon	4-2	4-2	14
20.	South Carolina	5-0	5-0	22
21.	Indiana	4-1	4-1	NR
22.	UCLA	2-3	2-3	9
23.	Florida	4-1	4-1	20
24.	Northwestern	4-1	4-1	24
25.	Texas A&M	4-0	4-0	25

SOFTBALL AMERICA (Feb. 12)

Rank	Team	Record	Last
1.	Oklahoma	4-0	1
2.	Texas	5-0	7
3.	Tennessee	3-0	2
4.	Georgia	5-0	6
5.	Duke	3-1	9
6.	Clemson	4-1	5
7.	Florida State	4-1	3
8.	Washington	3-1	22
9.	Stanford	3-2	4
10.	Oklahoma State	5-0	14
11.	LSU	5-0	12
12.	Arkansas	4-1	8
13.	Missouri	5-0	NR
14.	Utah	4-1	13
15.	Alabama	5-0	21
16.	Baylor	0-2	11
17.	Virginia Tech	4-0-1	18
18.	Kentucky	4-1	NR
19.	Texas A&M	5-0	19
20.	Oregon	3-2	16
21.	South Carolina	5-0	17
22.	Florida	4-1	24
23.	Louisiana	4-1	23
24.	Indiana	4-1	NR
25.	Auburn	1-1-1	20

ASU WEEK-BY-WEEK

POLL	DATE	W-L	NFCA	ESPN	D1	SA	NCAA RPI	D1 RPI	MASSEY
Pre	Jan. 30	0-0	--	rv	--	--	--	--	--
1	Feb. 13	2-2	--	--	--	--	--	--	50
2									
3									
4									
5									
6									
7									
8									
9									
10									
11									
12									
13									
14									
Final									





COACHING STAFF



MEGAN BARTLETT

THE BARTLETT FILE

Hometown	Terre Haute, Ind.
Education	University of Notre Dame, 2005
	MBA: Loyola University Chicago, 2007
	JD: Northern Illinois, 2012
Twitter	@coachcbartlett

COACHING CAREER

Loyola University Chicago, GA	2005-07
Northern Illinois, Assistant Coach	2007-12
DePaul, Volunteer Assistant	2013-14
Purdue, Assistant Coach	2014-15
Ball State, Head Coach	2016-20
Texas, Assistant Coach	2021-22
Arizona State, Head Coach	2023-

Megan Bartlett took over as head coach of the Arizona State softball program in the summer of 2022, becoming the eighth head coach in the program's history.

Bartlett guided the Sun Devils through a roster overhaul to finish 2023 with a 22-26 overall record. That included a series win over Women's College World Series participant Washington and an eight-game winning streak early in the season.

With Bartlett at the helm, ASU saw Yanni Acuña be named NFCA All-American, NFCA All-Region, All-Pac-12 Conference, CSC Academic All-American and CSC Academic All-District. Jordan VanHook was also named All-Region, and Kylee Magee was named to the Pac-2 All-Freshman Team.

Prior to taking the Sun Devils, Bartlett spent two seasons as an assistant coach at the University of Texas. That followed five seasons in Indiana as a head coach building the Ball State softball program.

As the head coach at Ball State for five seasons (2016-20), Bartlett led the program to a 141-108 overall record (.567) while registering three consecutive 30-win seasons from 2017-19. Over that stretch, she helped guide the Cardinals to the 2018 Mid-American Conference (MAC) West Division title with that season's 37 victories marking the fourth-most wins in a single season in program history.

Bartlett began her coaching career as a graduate assistant coach at Loyola University Chicago (2005-07), where she was part of the 2007 Horizon League Coaching Staff of the Year while helping her squad to the league's regular season title.

From there, she moved on to become an assistant coach at Northern Illinois (2007-12), working with infielders and outfielders while also serving as the recruiting coordinator, offensive coordinator and camp coordinator. During her stay at NIU, she guided Huskies hitters to multiple single-season records and helped tutor the squad to top 40

national rankings in 2011 in doubles (2nd - 1.81), batting average (24th - .312), scoring (33rd - 5.49) and slugging percentage (39th - .461).

After spending a single campaign at DePaul as a volunteer assistant coach for the 2014 Big East regular season and tournament champions (44-11), Bartlett moved on to become an assistant coach at Purdue (2014-15). During the 2015 season with the Boilermakers, she served as the team's defensive coordinator, helping the squad improve its team fielding percentage from 10th (.956) all the way to third in the Big 10 (.970).

She was a four-year letter winner at Notre Dame (2002-05) under her maiden name Megan Ciolli, helping power the Irish to four NCAA Regional appearances, four Big East regular season championships and two Big East Tournament titles. A two-time NFCA All-American (2004, 2005), she captained the 2005 squad to a 46-15 mark while helping secure the program's first-ever NCAA Regional home contests.

The 2004 Big East Player of the Year, Bartlett completed her playing career at Notre Dame as the program's leader in hits (284) and stolen bases (76) while finishing in the top five in batting average (second - .368) and runs scored (second - 161). She also finished ranked in the UND career top 10 in doubles (ninth - 37), triples (seventh - 9), HRs (ninth - 13) and RBIs (10th - 101).

Bartlett graduated from the University of Notre Dame with a bachelor's degree of business administration in managerial consulting in 2005. She completed her master's of business administration in healthcare administration at Loyola University Chicago in 2007 and went on to earn a juris doctor from Northern Illinois in 2012.

A licensed attorney in the state of Illinois, she is married to Mike Bartlett, a former professional hockey player, and they have two daughters, Vivian and Maren.

ASSISTANT COACHES



JIMMY KOLAITIS
Assistant Coach
Fourth Season



JEREMY MANLEY
Assistant Coach
(Pitching Changes)
Second Season



HAILEY DECKER
Assistant Coach
(1st Base Coach)
First Season

BARTLETT'S COACHING RECORD

Year	School	OVERALL				CONFERENCE			
		W	L	T	%	W	L	T	%
2016	Ball State	22	32	0	.407	8	16	0	.333
2017	Ball State	30	28	0	.517	14	10	0	.583
2018	Ball State	37	19	0	.661	16	7	0	.696
2019	Ball State	34	20	0	.630	9	8	0	.529
2020	Ball State	18	9	0	.667				
2023	Arizona State	22	26	0	.458	6	18	0	.250
2024	Arizona State	2	2	0	.500	0	0	0	.000
7 Season Career		165	136	0	.548	53	59	0	.473
2 Seasons @ Arizona State		24	28	0	.462	6	18	0	.250
5 Seasons @ Ball State		141	108	0	.566	47	41	0	.534


SUPPORT STAFF



GEORGIE LOOMIS
Softball Operations



MARY IAKOPO
Graduate Assistant



YANNI ACUÑA
Graduate Assistant



NICK SANCHEZ
Student Manager



TANNER SPODEN
Athletic Trainer



PETER ALOSI
Strength & Conditioning





SEASON STATISTICS

ALL GAMES Minimum 2.5 Plate Appearances per game | Players must play in 75% of their team's games

SEASON	AVG	OBP	SLG	OPS	GP	GS	AB	R	H	2B	3B	HR	RBI	BB	HBP	SO	SF	SH	SB	ATT
Denby,Alesia	.500	.462	1.167	1.628	4	4	12	4	6	2	0	2	6	0	0	2	1	0	1	1
Acuña,Yannixa	.417	.462	.667	1.128	4	4	12	2	5	1	1	0	2	1	0	0	0	0	3	3
Kinch,Sara	.222	.364	.444	.808	4	4	9	1	2	2	0	0	2	2	0	4	0	0	0	0
Lissy,Kayla	.200	.429	.400	.829	4	4	10	2	2	2	0	0	1	4	0	2	0	0	2	2
Hall,Kelsey	.182	.308	.455	.762	4	4	11	3	2	1	1	0	1	2	0	2	0	0	0	0
Cunningham,Shannon	.500	.571	1.000	1.571	4	1	6	3	3	0	0	1	3	1	0	2	0	0	0	0
Allen,Ayden	.429	.500	.714	1.214	4	3	7	2	3	2	0	0	0	1	0	3	0	0	0	0
Windle,Tanya	.286	.286	.286	.571	2	2	7	1	2	0	0	0	0	0	0	2	0	0	0	0
Macfarlane,Makenzie	.250	.400	.250	.650	3	2	4	0	1	0	0	0	1	1	0	2	0	0	0	0
Swan,Samantha	.200	.286	.400	.686	2	2	5	2	1	1	0	0	1	1	0	0	1	0	0	0
Walsh,Libby	.000	.222	.000	.222	4	2	7	1	0	0	0	0	0	1	1	4	0	0	1	1
LeClair,Audrey	.000	.143	.000	.143	4	3	6	1	0	0	0	0	0	1	0	3	0	0	2	2
Schuld,Marissa	.000	.000	.000	.000	2	1	3	0	0	0	0	0	1	0	0	1	1	0	0	0
Totals	.273	.364	.515	.880	4	4	99	22	27	11	2	3	18	15	1	27	3	0	9	9
Opponents	.257	.345	.436	.780	4	4	101	13	26	3	0	5	11	13	1	35	1	2	2	3

ALL GAMES Minimum 1 IP / Team Game

PITCHER	ERA	WHIP	BAA	W	L	APP	GS	CG	SHO	SV	IP	H	R	ER	BB	SO	2B	3B	HR	WP	HBP
Schuld,Marissa	1.05	0.75	.208	0	1	2	0	0	0	1	6.2	5	2	1	0	7	0	0	1	0	0
Osborne,Mac	3.11	1.44	.229	2	0	2	2	1	0	0	9.0	8	5	4	5	14	2	0	0	2	0
Magee,Kylee	4.34	1.86	.300	0	1	2	2	1	0	0	9.2	12	6	6	6	13	1	0	4	1	1
Lauppe,Meika	0.00	4.50	.500	0	0	1	0	0	0	0	0.2	1	0	0	2	1	0	0	0	0	0
Totals	2.96	1.50	.257	2	2	4	4	2	0	1	26.0	26	13	11	13	35	3	0	5	3	1
Opponents	5.54	1.75	.273	2	2	4	4	1	1	0	24.0	27	22	19	15	27	11	2	3	1	1

PITCHER	W%	K/7	BB/7	K/BB	H/7	2B/7	3B/7	HR/7
Schuld,Marissa	.000	7.35	0.00	0.00	5.25	0.00	0.00	1.05
Osborne,Mac	1.000	10.89	3.89	2.80	6.22	1.56	0.00	0.00
Magee,Kylee	.000	9.41	4.34	2.17	8.69	0.72	0.00	2.90
Lauppe,Meika	.000	10.50	21.00	0.50	10.50	0.00	0.00	0.00
Totals	.500	9.42	3.50	2.69	7.00	0.81	0.00	1.35
Opponents	.500	7.88	4.38	1.80	7.88	3.21	0.58	0.88





2023 SEASON FIELDING STATISTICS

ALL GAMES

Name	FLD%	C	PO	A	E	DP	SBA	CSB	CS%	PB	CI
Kinch,Sara	19	16	3	0	1.000	0	1	0	1.000	0	0
Swan,Samantha	19	16	3	0	1.000	0	1	1	.500	1	0
Macfarlane,Makenzie	11	11	0	0	1.000	2	0	0	---	0	0
Allen,Ayden	10	10	0	0	1.000	1	0	0	---	0	0
Denby,Alesia	9	5	4	0	1.000	3	0	0	---	0	0
LeClair,Audrey	5	5	0	0	1.000	0	0	0	---	0	0
Schuld,Marissa	3	0	3	0	1.000	0	0	0	---	0	0
Hall,Kelsey	3	3	0	0	1.000	0	0	0	---	0	0
Windle,Tanya	2	2	0	0	1.000	0	0	0	---	0	0
Magee,Kylee	2	0	2	0	1.000	0	1	0	1.000	0	0
Osborne,Mac	1	0	1	0	1.000	0	1	1	.500	0	0
Lissy,Kayla	13	3	8	2	.846	0	0	0	---	0	0
Walsh,Libby	11	4	5	2	.818	2	0	0	---	0	0
Acuña,Yannixa	4	3	0	1	.750	0	0	0	---	0	0
Lauppe,Meika	0	0	0	0	.000	0	0	0	---	0	0
Cunningham,Shannon	0	0	0	0	.000	0	0	0	---	0	0
Totals	112	78	29	5	.955	3	2	1	.667	1	0
Opponents	102	72	26	4	.961	0	9	0	1.000	0	0






MEDIA ROSTER




**MADDIE
POMYKALSKI**
UTL • R/R • 5-9 • FR
Frankfort, Ill.



**JADA
LEWIS**
OF • L/R • 5-5 • FR
Vallejo, Calif.




**LIBBY
WALSH**
INF • R/R • 5-7 • FR
Plainville, Mass.




**AYDEN
ALLEN**
INF • R/R • 5-10 • SO
Prosper, Texas



**ALESIA
DENBY**
INF • R/R • 5-5 • GR
Murrieta, Calif.




**MARISSA
SCHULD**
RHP/UTL • R/R • 5-3 • GR
Scottsdale, Ariz.



**KENZIE
BROWN**
RHP • L/R • 5-11 • JR
Lake City, Ill.



**MAC
OSBORNE**
RHP • R/R • 5-9 • SR
Richlands, Va.



**KAYLA
LISSY**
INF • L/R • 5-5 • SR
Valrico, Fla.



**DEBORAH
JONES**
RHP • R/R • 6-0 • SR
Unionville, Ind.




**JORDYN
VANHOOKE**
INF • R/R • 5-10 • GR
Woodland Hills, Calif.




**SARA
KINCH**
C • R/R • 5-10 • SR
Temecula, Calif.




**YANNIXA
ACUÑA**
OF • L/R • 5-4 • SO
Tucson, Ariz.




**AUDREY
LECLAIR**
UTL • L/R • 5-8 • GR
Phoenix, Ariz.



**MEIKA
LAUPPE**
RHP • R/R • 5-10 • FR
Pleasant Grove, Calif.



**KYLEE
MAGEE**
RHP • R/R • 5-9 • SO
Anaheim, Calif.



**SAMANTHA
SWAN**
C/UTL • R/R • 5-3 • FR
Georgetown, Texas




**SHANNON
CUNNINGHAM**
C/UTL • R/R • 5-9 • SO
Tustin, Calif.



**KELSEY
HALL**
OF • R/R • 5-7 • GR
Sacramento, Calif.



**MAKENZIE
MACFARLANE**
C/INF • R/R • 5-7 • GR
Rocklin, Calif.



**TANYA
WINDLE**
OF • L/R • 5-6 • SO
Peoria, Ariz.



**MEGAN
BARTLETT**
Head Coach

