



ARIZONA STATE SUN DEVIL HOCKEY MEDIA NOTES



X @SunDevilHockey

Instagram @SunDevilHockey

f /SunDevilHockey

2024-25 SCHEDULE/RESULTS

Date	Opponent	Network	Time/Result
Oct. 4	at Air Force	FloHockey	W, 8-1
Oct. 5	at Air Force	FloHockey	L, 3-4 (OT)
Oct. 11	vs. #10 Michigan	NCHC.tv	L, 1-4 (EN)
Oct. 12	vs. #10 Michigan	NCHC.tv	T, 3-3 (OT)
Oct. 18	at #14 Providence	ESPN+	L, 1-4 (EN)
Oct. 19	at #14 Providence	ESPN+	L, 1-2
Oct. 25	at Northern Michigan	Midco	W, 3-1 (EN)
Oct. 26	at Northern Michigan	Midco	W, 2-0 (EN)
Nov. 8	at #8 Colorado College*	NCHC.tv	L, 3-4 (OT)
Nov. 9	at #8 Colorado College *	NCHC.tv	L, 1-3 (EN)
Nov. 15	vs. Omaha*	NCHC.tv	L, 2-4 (EN)
Nov. 16	vs. Omaha*	NCHC.tv	W, 3-2
Nov. 22	at #1 Denver*	NCHC.tv	W, 3-2
Nov. 23	at #1 Denver*	NCHC.tv	W, 5-2
Dec. 6	vs. Minnesota Duluth*	NCHC.tv	W, 5-3 (EN)
Dec. 7	vs. Minnesota Duluth*	NCHC.tv	W, 3-2 (OT)
Dec. 28	vs. USNTDP (exh)	NCHC.tv	W, 4-3
Dec. 29	vs. USNTDP (exh)	NCHC.tv	W, 1-0
Jan. 3	vs. Robert Morris (DHC)	NCHC.tv	W, 7-3
Jan. 4	vs. #16 Cornell DHC)	NCHC.tv	W, 4-0
Jan. 10	vs. North Dakota*	CBSSN	8:00 p.m.
Jan. 11	vs. North Dakota*	NCHC.tv	5:00 p.m.
Jan. 17	at St. Cloud State*	NCHC.tv	5:30 p.m.
Jan. 18	at St. Cloud State*	NCHC.tv	4:00 p.m.
Jan. 24	vs. Colorado College*	NCHC.tv	7:00 p.m.
Jan. 25	vs. Colorado College*	NCHC.tv	5:00 p.m.
Jan. 31	at Miami*	NCHC.tv	4:00 p.m.
Feb. 1	at Miami*	NCHC.tv	4:00 p.m.
Feb. 7	vs. Denver*	NCHC.tv	7:00 p.m.
Feb. 8	vs. Denver*	NCHC.tv	5:00 p.m.
Feb. 14	at Minnesota Duluth*	NCHC.tv	6:07 p.m.
Feb. 15	at Minnesota Duluth*	NCHC.tv	5:07 p.m.
Feb. 21	vs. Western Michigan*	NCHC.tv	7:00 p.m.
Feb. 22	vs. Western Michigan*	NCHC.tv	5:00 p.m.
Feb. 28	at Omaha*	NCHC.tv	7:00 p.m.
Mar. 2	at Omaha*	NCHC.tv	6:00 p.m.
Mar. 14-15	NCHC Quarterfinals		
Mar. 21-22	NCHC Frozen Faceoff		

Times are in MST // * Conference game

Game 19-20 | #16 Arizona State vs. #14 North Dakota



MULLETT ARENA
Tempe, AZ

Friday, January 10
8:00 p.m. MST

Watch: CBS Sports Network
Saturday, January 11

5:00 p.m. MST
Watch: NCHC.tv

Listen: Fox Sports 910



Arizona State Sun Devils
10-7-1 Overall (5-3-0 NCHC)

North Dakota Fighting Hawks
11-7-1 Overall (6-2-0 NCHC)

SCOUTING THE SERIES

The No. 16 Arizona State ice hockey team (10-7-1, 5-3-3 NCHC) proceeds with NCHC play as host to No. 14 North Dakota (11-7-1, 6-2-0 NCHC) on Jan. 10-11 at Mullett Arena. The top-20 showdown between the current top teams in the NCHC starts on CBS Sports Network at 8 p.m. MST on Friday. Game two of the series is slated for a 5 p.m. MST puck drop on Fox 10 Xtra and NCHC.tv. Both games will be broadcast on the airwaves on Fox Sports 910.

On a seven-game winning streak, the Sun Devils look to further secure their place at the top of the NCHC standings. Western Michigan remains at the top of the league with 19 points followed by North Dakota with 17 and Arizona State with 15.

The Sun Devils are listed 15th in the PairWise Rankings compared to the Fighting Hawks' 20th spot. The PairWise Rankings (PWR) are a statistical tool designed to approximate the process by which the NCAA selection committee decides which teams get at-large bids to the 16-team NCAA tournament. Although the NCAA selection committee does not use the PWR as presented by USCHO.com, the PWR has been accurate in predicting which teams will make the tournament field.

HISTORY VS. FIGHTING HAWKS

The two programs have met only once in their programs history. During the 2022-23 season, ASU defeated No. 6/7 North Dakota, 3-2, in front of over 15,000 Fighting Hawks fans in the U.S. Hockey Hall of Fame Game at T-Mobile Arena. UND took the 2-0 lead early in the first period. Matthew Kopperud just the Fighting Hawks lead in half with a power play goal to end the opening frame. Lukas Sillinger scored the game-tying goal on the power play in the second period. Robert Mastro Simone scored the eventual game-winner just 24 seconds into the third period. TJ Semptimpel had the start for the maroon and gold, making 13 saves on the night.

At the time, the David versus Goliath victory was the highest ranked win for ASU since the Sun Devils defeated then-No. 4 Denver in a 4-1 win in Tempe on Dec. 6, 2019. The Sun Devils have since then defeated No. 2 Minnesota, No. 2 Denver, No. 9 Providence, and No. 1 Denver. The Sun Devils have now upset 14 top-10 opponents in their 10-year history.

NOTABLES

- ASU's current seven-game winning streak ties the program record for most consecutive wins set at seven between Jan. 25-Feb. 15, 2020.
- ASU leads the NCHC in players with hat tricks. No other NCHC team has had two hat tricks this season
- Bennett Schimek is tied for the league lead in short-handed goals after scoring two at Air Force to kickoff the season.
- Ryan Kirwan's 11 goals is tied second in the NCHC and ninth nationally

BE THE TRADITION

Hockey SID: Paige Shacklett
Cell Phone: (970) 946-0748
Email: paige.shacklett@asu.edu
Twitter: @paigesacklett



2023-24 SUN DEVIL HOCKEY ROSTER

No.	Name	Pos.	S	Ht.	Wt.	Yr.	Hometown (Prev. School)
1	Luke Pavicich	G	L	6-2	195	Sr.	Clarence Center, NY/UMass Lowell (NCAA)/UMass (NCAA)/Kenai River (NAHL)
2	Noah Beck	D	L	6-3	206	Sr.	Richmond Hill, Ontario, Canada/Clarkson (NCAA)/Fargo (USHL)
5	Ty Murchison	D	L	6-2	205	Sr.	Corona, CA/U.S. National U18 Team (USHL)
7	Joel Kjellberg	D	L	6-0	190	Fr.	Nacka, Sweden/Cedar Rapids (USHL)
8	Artem Shlaine	F	L	6-1	185	Gr.	Moskva, Russia/Northern Michigan (NCAA)/UConn (NCAA)/Muskegon (USHL)
9	Anthony Dowd	D	R	5-7	152	So.	Point Pleasant Beach, NJ/ Chicago (USHL)
10	Tucker Ness	D	R	6-3	216	Jr.	Plymouth, MN/Waterloo (USHL)
11	Benji Eckerle	F	L	5-10	181	Gr.	Northville, MI/Tri-City (USHL)
12	Cullen Potter	F	R	5-10	172	Fr.	Minneapolis, MN/U.S. National U-17
13	Hunter Mullett	F	R	6-0	160	Fr.	Hartland, WI/Islanders Hockey Club (NCDL)
14	Ty Jackson	F	L	5-8	157	Gr.	Oakville, ON/Dubuque (USHL)/Northeastern (NCAA)
15	Dylan Jackson	F	R	5-10	166	Gr.	Oakville, ON/Dubuque (USHL)/Northeastern (NCAA)
16	Ethan Szmagaj	D	R	6-0	197	Sr.	Canton, MI/Waterloo (USHL)
18	David Hymovitch	F	R	6-0	177	So.	Phoenix, AZ/Muskegon (USHL)
23	Bennett Schimek	D	R	6-0	192	Jr.	Mendota Heights, MN/Providence (NCAA)/Sioux City (USHL)
25	Kyle Smolen	F	R	5-11	165	So.	Crystal Lake, IL/ Fargo (USHL)
29	Cole Gordon	F	L	6-2	205	So.	Windsor, CO/Minnesota (NAHL)
30	Chase Hamm	G	L	5-9	165	So.	Saskatoon, SK, Canada/Arizona St. (ACHA)
31	Gibson Homer	G	L	6-5	210	R-Jr.	Grand Rapids, MI/Chicago (USHL)
37	Sam Court	D	L	5-10	184	Fr.	Winnipeg, MB, Canada/Sioux City (USHL)
39	Zakari Brice	G	L	5-11	180	Fr.	Fairbanks, AK/New Jersey Jr. Titans (NAHL)
43	Cole Helm	F	L	6-0	195	So.	Dallas, TX/ Dubuque (USHL)
51	Cruz Lucius	F	L	6-0	178	Jr.	Grant, MN/Wisconsin (NCAA)/U.S. National U18
53	Ryan Alexander	F	L	5-10	176	Jr.	Toronto, ON./Fargo (USHL)
61	Lukas Sillinger	F	L	5-11	172	Gr.	Regina, Sask./Penticton (BCHL)/Bemidji State (NCAA)
74	Brasen Boser	D	L	5-11	178	Fr.	Minot, ND/Fargo (USHL)
82	Charlie Schoen	F	R	5-10	160	Jr.	Andover, MN/Sioux City (USHL)
89	Tony Achille	F	L	6-0	175	Fr.	Hingham, MA/ Maine (NAHL)
92	Ryan Kirwan	F	L	6-2	205	Sr.	DeWitt, NY/Penn State (NCAA)/Green Bay (USHL)

Head Coach: Greg Powers
Associate Coach: Alex Hicks
Assistant Coach: Dana Borges
Assistant Coach: Mike Corbett
Director of Operations: Andrew Matheson
Strength & Conditioning Coach: Liane Blyn
Athletic Trainer: Amanda Doyle
Equipment Manager: Corby Antropik
Assistant Equipment Manager: Owen Hixon
Athletic Communications: Paige Shacklett
Sport Admins: Scott Nelson

PRONUNCIATIONS

BORGES: Boar-Jess
BRASEN BOSER: Bray-Sin Bose-ER
ECKERLE: ECK-er-LEE
HOMER: Home-ER
HYMOVITCH: Hi-Mo-VITCH
KIRWAN: Ker-WHEN
KJELLBERG: Shell-berg
PAVICICH: Pav-Uh-Sich
SCHIMEK: Shim-ICK
SCHOEN: Shane
SHLAINE: Shh-LANE
SMOLEN: Ss-MULL-In
SZMAGAJ: SHH-MAG-EE
ZACKARI: Zachary

ROSTER BREAKDOWN

By Position:	Forwards	16
	Defensemen	9
	Goaltenders	4
By Class:	Freshmen	6
	Sophomores	7
	Juniors	6
	Seniors	4
	Graduates	6
By State:	Canada	7
	Minnesota	5
	Michigan	3
	Colorado	2
	New York	2
	Illinois	1
	Alaska	1
	Arizona	1
	California	1
	Massachusetts	1
	New Jersey	1
	North Dakota	1
	Russia	1
	Sweden	1
	Texas	1
	Wisconsin	1

RECORD BREAKDOWN

Overall Record	10-7-1
Home Record	5-2-1
Road Record	5-5-0
Last 5 Games	5-0-0
Last 10 Games	7-3-0
Scoring A Power-Play Goal	6-3-1
Not Scoring A Power-Play Goal	4-4-0
Allowing A Power-Play Goal	3-5-0
Not Allowing A Power-Play Goal	7-2-1
Scoring A Shorthanded Goal	1-0-0
Allowing A Shorthanded Goal	0-1-0
10 Or More Penalties (ASU)	0-0-0
Fewer Than 10 Penalties (ASU)	10-7-1
More Penalties Than Opponent	2-3-0
Fewer Penalties Than Opponent	6-3-0
Same Amount Of Penalties	2-1-1
In One-Goal Games	3-3-0
In Two-Goal Games	3-2-0
In Three-Goal or More Games	4-2-0
In Overtime Games	1-2-1
Scoring 4 or More Goals	5-0-0
Scoring 3 or More Goals	4-2-1
Scoring 2 or Fewer Goals	1-5-0
Allowing 4 or More Goals	0-5-0
Allowing 3 or Fewer Goals	10-2-1
Scoring First Goal Of Game	9-1-0
Opponents Score First	1-6-1
Leading After One Period	5-1-0
Trailing After One Period	1-5-0
Tied After One Period	4-1-1
Scoring First Goal Of Second Period	6-2-0
Leading After Two Periods	7-0-0
Trailing After Two Periods	0-3-0
Tied After Two Periods	2-4-1
Scoring First Goal Of Third Period	8-5-0
Having 10-19 Shots On Goal	0-0-0
Having 20-29 Shots On Goal	5-1-0
Having 30-39 Shots On Goal	3-4-1
Having 40 or More Shots On Goal	2-2-0
Allowing 10-19 Shots On Goal	1-0-0
Allowing 20-29 Shots On Goal	5-4-0
Allowing 30-39 Shots On Goal	4-3-1
Allowing 40 or More Shots On Goal	0-0-0
Outshooting Opponent	5-6-0
Opponent Outshoots ASU	5-1-1
Shots Are Even	0-0-0
October	3-4-1
November	3-3-0
December	2-0-0
January	2-0-0
February	0-0-0
March	0-0-0
First Game of the Series	5-4-0
Second Game of the Series	5-3-1
Fridays	5-4-0
Saturdays	5-3-1
Sundays	0-0-0
Games Following A Win	7-2-0
Games Following A Loss	2-4-1
Games Following A Tie	0-1-0

JERSEY BREAKDOWN



White
(3-2-1)



Maroon
(4-4-0)



Gold
(3-0-0)

TALE OF THE TAPE

Sun Devils		North Dakota Fighting Hawks
3.2 (T15th)	Goals Per Game	3.2 (T15th)
2.4 (T16th)	Goals Against Average	2.7 (T28th)
9.7 (32nd)	Shots Percentage	10.7 (T13th)
20.8% (27th)	Power Play	27.6% (T3rd)
80.0% (T30th)	Penalty Kill	77.8% (44th)
49.6 (38th)	Faceoff %	54.6 (5th)

2024-25 STAT LEADERS BREAKDOWN

Goals	Ryan Kirwan	11	Penalties	Ty Murchison	10
Assists	Noah Beck	15	PIM	Ty Murchison	28
Points	Beck & Schimek	18	PPG	Noah Beck	3
Shots	Ryan Kirwan	92	SHG	Bennett Schimek	2
Shot %	Artem Shlaine	.185	GWG	8, 15, 92	2
BLK	Ty Murchison	42	GAA	Gibson Homer	2.01
+/-	Noah Beck	+11	SV%	Gibson Homer	.927

SCORING BREAKDOWN

BY CLASS		CLASS LEADERS	
Class (Players)	Goals - Assists - Points	Player (Class)	Goals - Assists - Points
Freshmen (6)	8 - 13 - 21	Cullen Potter (Fr.)	6 - 4 - 10
Sophomores (7)	9 - 19 - 28	Kyle Smolen (So.)	4 - 10 - 14
Juniors (6)	10 - 17 - 27	Bennett Schimek (Jr.)	7 - 11 - 18
Seniors (4)	11 - 6 - 17	Ryan Kirwan (Sr.)	11 - 5 - 16
Graduates (6)	20 - 49 - 69	Noah Beck (Gr.)	3 - 15 - 18

RECORD VS. NCHC

TEAM	2024-25	OVERALL	LAST MEETING
COLORADO COLLEGE	0-2-0	6-4-2	L, 3-1 - Nov. 9, 2024
DENVER	2-0-0	4-9-1	W, 5-2 - Nov. 23, 2024
MIAMI	0-0-0	0-1-1	T, 1-1 (SO, W) - Oct. 28, 2023
MINNESOTA DULUTH	2-0-0	2-2-0	W, 3-2 (OT) - Dec. 7, 2024
OMAHA	1-1-0	5-7-1	W, 3-2 - Nov. 16, 2024
NORTH DAKOTA	0-0-0	1-0-0	W, 3-2 - Oct. 29, 2022
ST. CLOUD STATE	0-0-0	0-3-0	L, 4-2 - Dec. 31, 2016
WESTERN MICHIGAN	0-0-0	0-1-1	T, 2-2 - Feb. 4, 2017

NCHC CONFERENCE STANDINGS

TEAM	PTS	CONF. GP	CONF. W-L-T	OW-OL	SW	CONF. GF-GA	GP	OVERALL W-L-T	WIN%	GF-GA
Western Michigan	19	8	6-1-1	1-1	0	24-14	18	13-4-1	.778	60-34
North Dakota	17	8	6-2-0	1-0	0	30-21	19	11-7-1	.605	61-51
Arizona State	15	8	5-3-0	1-1	0	25-22	18	10-7-1	.611	58-44
St. Cloud State	14	8	4-4-0	1-3	0	20-18	18	11-7-0	.694	42-37
Colorado College	13	8	4-3-1	2-1	1	19-17	18	10-7-1	.611	49-42
Denver	11	8	4-4-0	1-0	0	23-23	20	15-5-0	.750	75-39
Omaha	11	8	4-4-0	1-0	0	26-20	18	8-10-0	.444	45-44
Minnesota Duluth	7	8	2-6-0	0-1	0	24-30	18	6-11-1	.389	52-60
Miami	1	8	0-8-0	0-1	0	12-38	18	3-13-2	.250	37-67

SUN DEVIL NOTES

NOTABLES CONTINUED

-- With last weekend's wins, the Sun Devils moved to 9-1-0 when scoring the first goal of the game.

-- When leading after two periods, ASU is 7-0-0

-- Artem Shlaine finished as +4 on the weekend during the Desert Hockey Classic. He led the ASU team in faceoffs on Saturday night with 15 wins, 13 losses (53.6 percent)

-- Junior forward and Wisconsin transfer Cruz Lucius is expected to make his ASU debut

-- Ryan Kirwan's 11 goals is tied at ninth in the country

-- After his shutout performance vs. then-No. 16 Cornell, Gibson Homer's goals against average and save percentage ranks in the top-15 of all goaltenders nationally

-- ASU is top-20 in the NCAA in scoring offense (3.22 avg.) and scoring margin (.78)

-- Noah Beck is tied for the team lead in points with Schimek with 18 (3G, 15A). The mark is tied fifth in NCHC for most points

-- Cullen Potter collected his first career two-goal night vs. Robert Morris

DEVILS RUN HOT - 7 GAME WIN STREAK

After a five-game skid to start the season, the Sun Devils woes have finally turned the page. After defeating Omaha, 3-2, at home to secure a series split with the Mavericks, ASU turned up the heat on its opponents. After hosting UNO, ASU traveled to then-No. 1 Denver and secured a series sweep of the Pioneers at Magness Arena. The wins ended DU's 21-game winning streak that dated back to March 2024 and included the Pioneers NCAA championship berth. The Sun Devils handed the Pioneers their first sweep at home since pre-COVID February 2020 after they fell in a series to Minnesota Duluth. In the four years since then, Denver has won two national championships (2022 and 2024). ASU enjoyed an off-weekend after the huge wins in the Mile High City before hosting Minnesota Duluth in the final series before the holiday break. After winning 5-3 on Friday, the Bulldogs pushed Saturday to overtime but the Sun Devils ultimately came out on top, 3-2. Following the holiday break, ASU hosted its sixth annual Desert Hockey Classic, defeating Robert Morris, 7-3, en route to the championship game against then-No. 16 Cornell. The Sun Devils secured back-to-back titles as champions of the classic after shutting down the Big Red with a 4-0 victory and 34-save shutout for Gibson Homer.

CLUTCH KIRWAN

Ryan Kirwan won NCHC Forward of the Week after a five-point weekend during the Desert Hockey Classic capped off by a hat trick on Friday night and a goal and assist on Saturday night. He was awarded the DHC's Most Valuable Player and finished +4 on the weekend. The multipoint games put Kirwan at 18 multipoint games in his collegiate career during which his teams boasted a perfect 18-0-0 undefeated record. Kirwan was ASU's fifth player of the week since the team joined the NCHC (previous: Beck, Schimek, Shlaine and Pavichich).

CONNECTIONS RUN DEEP

Despite being separated by over 25 hours of driving and 1,643 miles, the connections between ASU and UND run deep. Sun Devil Hockey great Johnny Walker's brother Jake Livanavage is a sophomore for the Fighting Hawks. He now skates in front of former ASU goaltender TJ Sempimphelter who held the ASU crease for two seasons (2022-24). ASU junior Tucker Ness' brother, Griffin, was a four-year skater, including 111 games, for UND. Sun Devil rookie Brasen Boser grew up three-and-a-half hours west of Grand Forks in Minot, and like all fans in North Dakota, was raised rooting for North Dakota Hockey.

FIRST LOOK AT LUCIUS

Wisconsin transfer Cruz Lucius is expected to make his first appearance in maroon and gold this weekend vs. UND after being out due to injury. The junior forward averaged a point per game in both his freshman and sophomore seasons for the Badgers. Last season he led Wisconsin in points with 34 from 13 goals and 21 assists. He was named to the 2023 Ice Breaker All-Tournament Team, the All-Big Ten Honorable Mention, and was named Academic All-Big Ten. In his rookie year (11G, 23A), he was named the Mark Johnson Rookie of the Year award and was a Hobey Baker nominee. Before becoming a Badger, he skated with the U.S. National Team Development Program and scored nine goals and 18 points during an injury-shortened, 23-game season in 2021-22. He played with current Sun Devils Ty Murchison and Gibson Homer during his time at the US-NTDP. He also helped Team USA win silver at the 2022 IIHF Under-18 World Championship with two goals and eight points in six games.

ARIZONA STATE QUICK FACTS

Location.....	Tempe, Ariz.
Enrollment.....	103,000
Nickname.....	Sun Devils
Colors.....	Maroon & Gold
Conference.....	NCHC (Big-12 in other sports)
President.....	Dr. Michael Crow
Athletics Director.....	Graham Rossini
Arena.....	Mullett Arena
Head Coach.....	Greg Powers (17th season)
Associate Coach.....	Alex Hicks (11th season)
Assistant Coach.....	Dana Borges (2nd season)
Assistant Coach.....	Mike Corbett(1st season)
Director of Operations.....	Andrew Matheson (6th season)
Strength & Conditioning Coach.....	Liane Blyn (7th season)
Equipment Manager.....	Corby Antropik (3rd season)
Athletic Trainer.....	Amanda Doyle (1st season)
Powers' Career Record.....	305-185-37
Powers' NCAA Record.....	137-156-24

HEAD COACH GREG POWERS

Coach Powers enters his tenth season as the head coach of the Division I program in 2024-25, and his 17th overall at the helm at ASU. He was a finalist for the 2019 and 2020 Spencer Penrose Award, which is awarded to the Division I Coach of the Year. Coach Powers was also named the 2018-19 Frank Kush Sun Devil Coach of the Year, as voted on by the 26 head coaches at Arizona State. On July 7, 2022, Arizona State University and Greg Powers agreed to a five-year contract extension through the 2026-27 season. In 2023-24, Powers led the Sun Devils to a program record 24 wins on the season. Matthew Kopperud finished as an NCAA statistical leader with 17 power play goals. A true Sun Devil coached by Powers all four years of his NCAA career, Kopperud completed his time at ASU as the fourth-best career power play scorer in NCAA history with 41 through his four years in college. Lukas Sillinger also topped the charts in 2023-24 as he set the ASU program record in single season points (48). In the final year of Oceanside Arena, Powers coached ASU to five-straight wins versus USCHO.com Top-20 opponents for the first time in program history (the previous record for consecutive wins against ranked opponents was three-straight games). In 2021-22, the team boasted three of the top-10 scorers in the nation in Colin Theisen, Matthew Kopperud and Josh Doan. ASU scored 116 goals in 35 games for a 3.31 goals per game average, ranked No. 10 in the country. Under Powers, ASU became the fastest start-up collegiate hockey program to qualify for the postseason in 2018-19. At 21-13-1 and No. 10 in the Pairwise rankings, the Sun Devils made the largest jump in all of NCAA Division I year-to-year up from No. 53 at the end of 2017-18. During the 2013-14 season, Coach Powers helped guide the Sun Devils to their first-ever ACHA Division I National Championship. Himself a Sun Devil, Powers graduated from the Walter Cronkite School of Journalism in 1999 and was inducted into the ASU Hockey Player Hall of Fame in 2009. Collegiately, Greg was a three-time ACHA Division I All-American Goaltender while playing for the Sun Devils under the tutelage of Hall of Fame Head Coach Gene Hammett. The Sun Devils qualified for three national championships during Powers' four-season collegiate career, and he was named Team MVP for the 1996-1997 and 1997-1998 seasons.

GLOVES ARE OFF

#1 Luke Pavicich (Sr., G)

- Made season debut in game two at Air Force
- Started in his second game of the season at #14 Providence, tallying season team-high 36 saves in a single game
- Started for third time on Friday night at Northern Michigan. Collected his first win of the season with 16 saves and only one goal against
- Played first games at Mullett Arena vs. Omaha, made 37 saves combined in the series
- Played in both games at #1 DU. Made 56 saves over the weekend. Saved nearly two goals above average over the expected.
- Won NCHC Goaltender of the Week after performance vs. UMD. Made 68 saves in the series
- Improved his record to 7-4-0 with a 22-save win over RMU in opening round of DHC

#2 Noah Beck (Gr., D)

- Tied for the team lead in points with Schimek with 18 (3G, 15A). Tied fifth in NCHC for most points
- His 18 PTS is second among D-men in NCHC. His 15 assists is third in the NCHC among all skaters
- Leads the ASU team in PPG with 3
- Leads the team in plus/minus (+11). Went +5 combined in the two games of the DHC. Tied for third in the NCHC for plus/minus
- Won NCHC Defenseman of the Week after an impressive opening weekend at Air Force. Five assists, including four primary

#5 Ty Murchison (Sr., D)

- Leads the team in blocks with 42 this season. The marks leads all NCHC skaters
- Tallied a massive seven blocks in Saturday night's comeback tie vs. #10 Michigan
- Career single game high for blocks is 9 vs. Boston College on Dec. 31, 2022
- Was the first California native to commit to Sun Devil Hockey in the NCAA DI era

#7 Joel Kjellberg (Fr., D)

- Tallied his first career assist at Air Force in his debut game, Oct. 4.
- Earned his second career assist at then-No. 1 Denver. It was the second time in his career that he's finished a game more than even on plus/minus
- Notched third career assist vs. RMU. Finished as a +3 in ASU's 7-3 win over the Colonials

#8 Artem Shlaine (Gr., C)

- Went on a 6-game point scoring streak (5G, 4A) from Nov. 16-Jan. 3
- Put up a four-goal weekend at then-No. 1 DU, tallying both game-winning goals on each night
- Scored Friday at DU opening goal just 35 seconds into play. Notched the GWG with only 45 seconds left in regulation.
- Won Forward of the Week after DU series
- First on the team in faceoffs (80 min attempts) with 146 wins to 104 losses for a .584 win percentage
- Made his debut in the maroon and gold at NMU after missing the first six games due to injury

#9 Anthony Dowd (So., D)

- Third-highest plus/minus on team (+8)
- Second-highest point scorer in sophomore class
- Has not finished a game less than even on plus/minus this season
- Boasted a two-point series vs. Omaha (1G, 1A)

#10 Tucker Ness (Jr., D)

- Tallied first assist of the season at #1 DU and sec-

ond assist of year vs. Robert Morris

- Has not finished a game less than even on plus/minus this season

#11 Benji Eckerle (Gr., F)

- Leads ASU forwards in blocks (15)
- Tallied his 2nd goal of the year vs. RMU
- Tallied his first career two-assist night at then-No. 1 DU on Nov. 23
- Took the LSAT this summer and is currently applying to law school.
- Only hockey player enrolled in Barrett, The Honors College at ASU

#12 Cullen Potter (Fr., F)

- Tallied first career 2-goal night vs. RMU
- Went on a two-game goal scoring streak at then-No. 1 DU and vs. UMD.
- Scored first collegiate goal at Air Force in ASU's 8-1 win on Friday night
- Scored the game-tying goal in ASU's comeback tie against #10 Michigan on Oct. 12. His goal secured the 3-3 tie for ASU
- Put up single-game high eight shots at #8 CC on Nov. 9
- Scored third goal of career at #1 DU on Nov. 23. Put up a two-point weekend in the Mile High City

#13 Hunter Mullett (Fr., D)

- Grandson of ASU donors, Don and Barbara Mullett

#14 Ty Jackson (Gr., C)

- Put up a three-point weekend vs. UMD (1G, 2A)
- Scored his second goal of the season on Friday night vs. Omaha.
- Tallied a two-point weekend at CC (2A)
- Named alternate captain for 24-25. The first time he has worn a letter in his college hockey career

#15 Dylan Jackson (Gr., F)

- Executed a massive weekend against UMD to close out 2024. Tallied one goal and one assist on each night. On Friday he was credited with the GWG
- Scored the game-winning goal on Friday night at Air Force

#16 Ethan Szmagaj (Sr., D)

- Named 13th captain in Sun Devil Hockey history

#18 David Hymovitch (So., F)

- Scored the game-winning goal vs. Omaha on Saturday night, his first goal in his home state
- Scored two goals in the three games (Nov. 9-16)
- Tallied first collegiate goal at #8 CC on Saturday night to protect the team from a road shutout
- Tallied his first collegiate point at Air Force to start the season
- The only ASU skater from the state of Arizona

#23 Bennett Schimek (Jr., F)

- Tied (Kirwan) for team lead in PTS with 18 (7G, 11A)
- Ranked top-10 in NCHC in points, assists, SHG
- Tallied three-point game vs. RMU (3A). A single game high for assists for Schimek
- Tallied first career hat trick at Air Force (game 1)
- Scored two SHG and one PPG in Friday night's win at Air Force
- Awarded NCHC Forward of the Week after the six-point performance in the opening weekend

#25 Kyle Smolen (So., F)

- Went on a six-game point scoring streak (1G, 7A)
- Put up his second 2-assist night vs. RMU

- Leads the ASU sophomore class in points, boasts fourth-most points on the team
- Went on a three-game point scoring streak (3A, Oct. 26-Nov. 9)
- Scored first career shorthanded goal at AF (gm. 1)

#29 Cole Gordon (So., F)

- Completed in 16 games this season

#31 Gibson Homer (R-Jr., G)

- Made season-high 34 saves in a shutout over #16 Cornell in the Desert Hockey Classic
- Made seven starts this season. Record of 3-3-1, .927 save percentage, 2.01 GAA
- Both his GAA and SV% rank in the top-15 of NCAA
- Tied 8th in the country in shutouts with 2
- Notched first shutout of the season (2nd career) (22 saves) at NMU in game 2 against the Wildcats

#37 Sam Court (Fr., D)

- Scored 2 goals in the last 4 games
- Tallied first career two-point night vs. UMD (1G, 1A)
- Tallied first career point with an assist at NMU on Saturday night
- Notched second career assist on Friday night vs. Omaha. Made single game high 7 shots on net
- Skated in every game so far this season

#43 Cole Helm (So., F)

- Recorded first assist of the season at AF

#51 Cruz Lucius (Jr., F)

- Has missed all games in front half of 2024-25 schedule due to injury

#53 Ryan Alexander (Jr., F)

- Second-highest plus/minus (+9) on team
- Has finished even or positive on plus/minus in 14 out of 16 games

#61 Lukas Sillinger (Gr., F)

- Scored first goal of season vs. #16 Cornell
- Boasts three two-assist nights this season

#74 Brasen Boser (Fr., D)

- Notched first career point in Friday vs. Omaha
- Single game high of +3 on Saturday vs. Omaha

#82 Charlie Schoen (So., F)

- Scored first goal of season vs. RMU
- Missed majority of season thus far due to injury

#89 Tony Achille (So., F)

- Tony is a childhood cancer survivor (Hotchkiss Lymphoma).

#92 Ryan Kirwan (Sr., F)

- Tallied hat trick vs. RMU (second NCAA)
- 3 of his 4 goals last weekend were scored within the first or final minute of a period
- Won Desert Hockey Classic MVP (5pts, 4G, +4)
- All of his three goals at NMU were scored within the final five minutes of regulation
- Tied for team lead in GWG with Dylan Jackson and Artem Shlaine
- Had a two-goal weekend at #14 Providence. He was ASU's sole goal scorer throughout the series
- Fourth-most shots in the country (92). Put up a massive 19 shots on net against NMU over the series (8 on Friday, 11 on Saturday)

ARIZONA STATE SINGLE-GAME CAREER HIGHS

#1 Luke Pavich

Saves: 47 (at Providence, 01/27/24)

#2 Noah Beck

Goals: 2 (2 times, last vs. New Hampshire, 10/07/22)

Assists: 3 (2 times, last at Air Force, 10/04/24)

Points: 3 (4 times, last at Air Force, 10/04/24)

Plus/Minus: +3 (3 times, last vs. Robert Morris, 01/04/25)

#5 Ty Murchison

Goals: 2 (at Colorado College, 12/17/21)

Assists: 1 (11 times, last at Northern Michigan, 10/25/24)

Points: 2 (at Colorado College, 12/17/21)

Blocks: 9 (vs. Boston College, 12/31/22)

#7 Joel Kjellberg

Assists: 1 (2 times, last at #1 Denver, 11/23/24)

Points: 1 (3 times, last vs. Robert Morris, 01/03/25)

Plus/Minus: 3 (vs. Robert Morris, 01/03/25)

#8 Artem Shlaine

Goals: 3 (vs. Lake Superior State, 11/10/23)

Assists: 3 (2 times, last vs. Ferris State, 02/18/23)

Points: 3 (6 times)

Plus/Minus: +4 (vs. Ferris St., 02/17/23)

#9 Anthony Dowd

Goals: 2 (at Robert Morris, 12/17/23)

Assists: 2 (vs. Stonehill, 11/03/23; vs. Northern Michigan, 10/21/23)

Points: 3 (vs. Stonehill, 11/03/23 and at Robert Morris, 12/17/23)

Plus/Minus: +2 (4 times, last vs. Omaha, 11/16/24)

#10 Tucker Ness

Assists: 1 (4 times, last vs. Robert Morris, 01/03/25)

Points: 1 (4 times, last vs. Robert Morris, 01/03/25)

Plus/minus: +2 (vs. Lindenwood, 02/03/24)

#11 Benji Eckerle

Goals: 1 (16 times, last vs. Robert Morris, 01/03/25)

Assists: 2 (at #1 Denver, 11/23/24)

Points: 2 (4 times, last at #1 Denver, 12/23/23)

Plus/Minus: +3 (2 times, last vs. Harvard, 01/05/24)

#12 Cullen Potter

Goals: 2 (vs. Robert Morris, 01/03/25)

Assists: 1 (4 times, last vs. #1 Denver, 11/22/24)

Points: 2 (2 times, last vs. Robert Morris, 01/03/25)

#13 Hunter Mullett

#14 Ty Jackson

Goals: 1 (29 times, last vs. Cornell, 01/04/25)

Assists: 4 (vs. Lindenwood, 02/17/23)

Points: 4 (vs. Lindenwood, 02/17/23)

Plus/Minus: 4 (at UConn, 02/26/22)

#15 Dylan Jackson

Goals: 3 (2 times, last vs. #2 Denver, 11/10/23)

Assists: 2 (5 times, last at Miami, 10/28/23)

Points: 4 (vs. Lindenwood, 02/17/23)

#16 Ethan Szmagaj

Goals: 1 (5 times, last vs. Alaska Fairbanks, 02/10/24)

Assists: 2 (at Bemidji State, 10/08/22)

Points: 2 (at Bemidji State, 10/08/22)

Blocks: 7 (at New Hampshire, 12/10/22)

#18 David Hymovitch

Goals: 1 (2x, last vs. Omaha, 11/16/24)

Assists: 1 (3x, last vs. Robert Morris, 01/03/25)

Points: 1 (5x, last vs. Robert Morris, 01/03/25)

#23 Bennett Schimek

Goals: 3 (at Air Force, 10/04/24)

Assists: 3 (vs. Robert Morris, 01/03/25)

Points: 4 (2 times, last at Air Force, 10/04/24)

Plus/Minus: +4 (2 times, last at UMass Lowell, 01/26/24)

#25 Kyle Smolen

Goals: 2 (3x, last at Air Force, 10/04/24)

Assists: 2 (3x, last vs. Robert Morris, 01/03/25)

Points: 3 (vs. Harvard, 01/05/24)

Plus/Minus: +3 (vs. Robert Morris, 01/03/25)

#29 Cole Gordon

Goals: 1 (4 times, last at Air Force, 10/04/24)

Assists: N/A

Points: 1 (4 times, last at Air Force, 10/04/24)

#31 Gibson Homer

Saves: 39 (at Alaska Anchorage, 03/08/24)

#37 Sam Court

Goals: 1 (2x, last vs. Cornell, 01/04/25)

Assists: 1 (4x, last vs. Minnesota Duluth, 12/06/24)

Points: 2 (2x, last vs. Cornell, 01/04/25)

Plus/Minus: +3 (vs. Cornell, 01/04/25)

#43 Cole Helm

Goals: N/A

Assists: 1 (2 times, last at Air Force, 10/04/24)

Points: 1 (2 times, last at Air Force, 10/04/24)

#51 Cruz Lucius

Goals: 2 (4 times)

Assists: 4 (vs. Notre Dame, 01/07/23)

Points: 4 (2 times, last vs. Notre Dame, 01/07/23)

Plus/Minus: +3 (2 times, last at Michigan Tech, 10/20/23)

#53 Ryan Alexander

Goals: 2 (vs. Minnesota, 11/26/22)

Assists: 2 (3 times, last time at #1 Denver, 11/22/24)

Points: 2 (8 times, last time at #1 Denver, 11/22/24)

#61 Lukas Sillinger

Goals: 3 (at Alaska Anchorage, 03/09/24)

Assists: 4 (at Robert Morris, 12/17/23)

Points: 5 (at Robert Morris, 12/17/23)

Plus/Minus: +5 (at Michigan Tech, 03/12/22)

#74 Brasen Boser

Assists: 1 (vs. Omaha, 11/15/24)

Points: 1 (vs. Omaha, 11/15/24)

Plus/Minus: +3 (vs. Omaha, 11/16/24)

#82 Charlie Schoen

Goals: 2 (at Alaska Fairbanks, 02/24/24)

Assists: 3 (at Alaska Anchorage, 03/09/24)

Points: 3 (at Alaska Anchorage, 03/09/24)

#89 Tony Achille

Goals: N/A

Assists: 1 (3 times, last vs. Lindenwood, 02/03/24)

Points: 1 (3 times, last vs. Lindenwood, 02/03/24)

#92 Ryan Kirwan

Goals: 3 (vs. Army, 01/06/24)

Assists: 2 (2 times, last at Wisconsin, 12/11/21)

Points: 4 (vs. Army, 01/06/24)

Plus/Minus: +4 (vs. Minnesota, 12/02/23)

ARIZONA STATE LAST TIME IT HAPPENED

Won in overtime	vs. Minnesota Duluth (3-2)	Dec. 7, 2024
Lost in overtime	at #8 Colorado College (4-3)	Nov. 8, 2024
Overtime tie	vs. #10 Michigan (3-3)	Oct. 12, 2024
Scored 5 goals	@ #1 Denver	Nov. 23, 2024
Scored 6 goals	vs. #2 Denver	Nov. 10, 2023
Scored 7+ goals	vs. Robert Morris (7)	Jan. 3, 2025
Allowed 5+ goals	vs. #2 Denver (8, 2EN)	Nov. 11, 2023
Shutout on road	@ #4 Minnesota (0-10)	Jan. 21, 2021
Shutout at home	vs. #17 Minnesota State (0-5)	Jan. 14, 2023
Shutout at neutral site	vs. #19 Clarkson (0-3)	Dec. 28, 2018
Had a home shutout	vs. Alaska Anchorage (3-0)	Nov. 19, 2023
Had a road shutout	@ Northern Michigan (2-0)	Oct. 26, 2024
Had a neutral site shutout		
Had a home sweep	vs. Minnesota Duluth*	Dec. 6-7, 2024
Had a road sweep	@ #1 Denver	Nov. 22-23, 2024
Swept at home	vs. #18 Cornell	Feb. 24-25, 2023
Swept on the road	@ #8 Colorado College	Nov. 8-9, 2024
Scored a SHG	Bennett Schimek at Air Force (2)	Oct. 4, 2024
Allowed a SHG	vs. #10 Michigan	Oct. 11, 2024
Scored 2 PPG's	@ Air Force (Schimek & Smolen)	Oct. 4, 2024
Scored 3 PPG's	vs. Alaska Fairbanks (Kopperud, T. Jackson, Kopperud)	Feb. 10, 2024
Player w/ 2+ PPG's	Matthew Kopperud (2) vs. Alaska Fairbanks	Feb. 10, 2024
	Tyler Gratton (2) at Robert Morris	Dec. 17, 2023
	Matthew Kopperud (2) at Robert Morris	Dec. 16, 2023
	Matthew Kopperud (2) vs. New Hampshire	Oct. 16, 2021
	Matthew Kopperud (2) vs. UMass Lowell	Oct. 2, 2021
	Matthew Kopperud (2) vs. #18 Notre Dame	Jan. 10, 2021
Player w/2 SHG	Bennett Schimek at Air Force	Oct. 4, 2024
Allowed 2 PPG's	vs. Long Island	March 1, 2024
Allowed 3+ PPG's	vs. Robert Morris (3)	Jan. 3, 2025
Acquired 10+ Penalties	@ Alaska (21)	Feb. 23, 2024
Committed 0 Penalties	@ #1 Minnesota	Jan. 4, 2021
Scored a hat trick	Ryan Kirwan vs. Robert Morris	Jan. 3, 2025
Allowed a hat trick	at #14 Providence (2G, 1EN)	Oct. 18, 2024
	vs. #10 Michigan (2G, 1EN)	Oct. 11, 2024
Player had 3 assists	Bennett Schimek (3) vs. Robert Morris	Jan. 3, 2025
	Noah Beck (3) at Air Force	Oct. 4, 2024
	Charlie Schoen (3) @ Alaska Anchorage	March 9, 2024
	Lukas Sillinger (3) vs. Long Island	March 2, 2024
	Lukas Sillinger (3) at Alaska Fairbanks	Feb. 24, 2024
	Lukas Sillinger (3) vs. Alaska Anchorage	Nov. 17, 2023
	Robert Mastro Simone (3) at Alaska Anchorage	March 3, 2023
	Robert Mastro Simone (3) vs. #2 Minnesota	Nov. 26, 2022
	Jack Becker (3) at Colorado College	Dec. 17, 2021
	Josh Doan (3) vs. UMass Lowell	Oct. 2, 2021
	Walker & O'Reilly (3) at #18 Notre Dame	Jan. 10, 2021
Player had 4 assists	Lukas Sillinger (4) at Robert Morris	Dec. 17, 2023
	Tim Lovell (4) at Robert Morris	Dec. 17, 2023
	Ty Jackson (4) vs. Lindenwood	Feb. 17, 2023
Player had 5 assists	Anthony Croston (5) vs. Brown	Dec. 30, 2016
Player had 3 points	Ryan Kirwan (3G) vs. Robert Morris	Jan. 3, 2025
	Noah Beck (3A) at Air Force	Oct. 4, 2024
Player had 4 points	Bennett Schimek (3G, 1A) at Air Force	Oct. 4, 2024
	Lukas Sillinger (3G, 1A) @ Alaska Anchorage	March 9, 2024
	Tim Lovell (4A) at Robert Morris	Dec. 17, 2023
	Josh Doan (1G, 3A) at Alaska Anchorage	March 3, 2023
	Ty Jackson (4A), Dylan Jackson (2G, 2A)	Feb. 17, 2023
Player had 5 points	Lukas Sillinger (1G, 4A) at Robert Morris	Dec. 17, 2023
	Anthony Croston (5A) vs. Brown	Dec. 30, 2016
Registered 40+ SOG	vs. Omaha (44)	Nov. 16, 2024
Registered 50+ SOG	vs. Omaha (53), vs. St. Thomas (50), Lindenwood (53), RMU (56)	10/27/18, 10/29/21, 02/17/23, 12/27/23
Allowed 40+ SOG	@ Alaska Anchorage (43)	March 8, 2024
	vs. #9 Providence (41)*	Nov. 24, 2023
Allowed 50+ SOG	vs. Boston College (50)	Dec. 30, 2022
Goalie had 30-39 saves	Gibson Homer (34 - shutout) vs. #16 Cornell	Jan. 4, 2025
Goalie had 40+ saves	TJ Semptimphelter vs. Boston College (42)	Dec. 31, 2022
Goalie had 50+ saves	TJ Semptimphelter (53) at #1 Denver	Dec. 2, 2022
Goalie assist	TJ Semptimphelter vs. Harvard	Jan. 5, 2024

*Includes Overtime

2024-25 REGULAR-SEASON HIGHS AND LOWS

Most Goals Scored in a Game	8	at Air Force	Oct. 4, 2024
Most Goals Allowed in a Game	4	at AF/#10 UM/#14 PRO/#8 CC/UNO	Oct. 5/11/18/Nov. 8/15
Most Goals Scored in a Period	4	at Air Force	Oct. 4, 2024
Most Goals Allowed in a Period	2	multiple times	
Most Shots On Goal in a Game	44	vs. Omaha	Nov. 16, 2024
Most Shots On Goal Allowed in a Game	38	at #14 Providence & UMD	Oct. 19 & Dec. 6, 2024
Most Shots On Goal in a Period	18	vs. Omaha	Nov. 15, 2024
Most Shots On Goal Allowed in a Period	19	at Air Force (2nd period)	Oct. 5, 2024
Fewest Shots On Goal in a Game	24	at Air Force	Oct. 4, 2024
Fewest Shots On Goal Allowed in a Game	17	at Northern Michigan	Oct. 25, 2024
Fewest Shots On Goal in a Period	4	at Air Force (2nd period)	Oct. 4, 2024
Fewest Shots On Goal Allowed in a Period	3	at Northern Michigan (3rd period)	Oct. 26, 2024
Most Saves in a Game	36	Luke Pavich at #14 Providence	Oct. 19, 2024
Most PPG in a Game	2	at Air Force (Schimek 2x)	Oct. 4, 2024
Most PPG Allowed in a Game	3	vs. Robert Morris	Jan. 3, 2025
Most PP Opportunities in a Game	6	at Northern Michigan	Oct. 25, 24
Most ASU Penalties in a Game	6	at Air Force, vs. RMU	Oct. 4, 2024 & Jan. 3, 2025
Most SHG in a Game	3	at Air Force (Bennett Schimek 2x, Smolen)	Oct. 4, 2024
Most SHG Allowed in a Game	2	vs. #10 Michigan	Oct. 11, 2024
Longest Undefeated Streak	7	Nov. 16, 2024-current	
Longest Winning Streak	7	Nov. 16, 2024 - current	
Longest Home Winning Streak	7	Nov. 16, 2024 - (current)	
Longest Road Winning Streak	2	Oct. 25-26, 2024 & Nov. 22-23, 2024 (current)	
Longest Winless Streak	5	Oct. 5-19, 2024	
Longest Home Winless Streak	3	Oct. 11-Nov. 15, 2024	
Longest Road Winless Streak	3	Oct. 5-19, 2024	
Longest Winning Streak Against Ranked Teams	3	Nov. 22-Jan. 4 (current) (at #1 Denver and vs. #16 Cornell)	
Quickest Goal from Start of Game (Sun Devils)	:27 (1st)	at Air Force (Bennett Schimek)	Oct. 5, 2024
Quickest Goal from Start of Game (Opp.)	3:59 (1st)	at #8 Colorado College	Nov. 8, 2024
Shortest Time Between Two Goals (Sun Devils)	0:16	vs. #10 Michigan (Beck & Potter)	Oct. 12, 2024
Shortest Time Between Two Goals (Opp.)	1:01	vs. Minnesota Duluth	Dec. 6, 2024
Shortest Time Between Two Goals (Both teams)	:31	at Air Force	Oct. 5, 2024
Largest Margin of Victory	7	at Air Force (8-1)	Oct. 4, 2024
Largest Margin of Defeat	3	vs. #10 Michigan/at #14 Providence	Oct. 11/18, 2024
Largest Crowd at Home	5,354	vs. #10 Michigan	Oct. 12, 2024
Shutouts This Year	2	vs. #16 Cornell (4-0, 34 saves-Homer) at Northern Michigan (2-0, 22 saves-Homer)	Jan. 4, 2025 Oct. 26, 2024
Shutouts Against This Year			
Hat Tricks	2	Ryan Kirwan vs. Robert Morris Bennett Schimek at Air Force	Jan. 3, 2024 Oct. 4, 2024
Hat Tricks Against	2	#10 Michigan (2G, 1EN) #14 Providence (2G, 1EN)	Oct. 11, 2024 Oct. 18, 2024

*Includes Overtime

OVERALL REGULAR-SEASON HIGHS AND LOWS

Most Goals Scored in a Game	8	vs. Brown at #14/15 Wisconsin vs. Lindenwood at Robert Morris at Air Force	Dec. 30, 2016 Nov. 28, 2020 Feb. 17, 2023 Dec. 17, 2023 Oct. 4, 2024
Most Goals Allowed in a Game	10	at #4 Minnesota at Merrimack	Jan. 21-22, 2021 Jan. 31, 2016
Most Goals Scored in a Period	5	2nd period at Robert Morris 3rd period vs. RIT	Dec. 17, 2023 Jan. 17, 2020
Most Goals Allowed in a Period	6	3rd period at #4 Minnesota	Jan. 22, 2021
Most Shots On Goal in a Game	56	at Robert Morris	Dec. 17, 2023
Most Shots On Goal Allowed in a Game	57	at Quinnipiac at UMass-Lowell at Quinnipiac	Oct. 15, 2015 Jan. 30, 2016 Jan. 27, 2017
Most Shots On Goal in a Period	27	2nd period at Robert Morris	Dec. 17, 2023
Most Shots On Goal Allowed in a Period	28	3rd period at Quinnipiac	Jan. 28, 2017
Fewest Shots On Goal in a Game	11	at #12/14 Wisconsin	Jan. 16, 2021
Fewest Shots On Goal Allowed in a Game	15	at Air Force at #6 North Dakota	Oct. 18, 2019 Oct. 29, 2022
Fewest Shots On Goal in a Period	1	3rd period at Quinnipiac 1st period at Bentley 3rd period vs. Boston College	Jan. 28, 2017 Feb. 8, 2020 Dec. 31, 2022
Fewest Shots On Goal Allowed in a Period	1	1st period vs. Alabama-Huntsville	Nov. 3, 2017
Most Saves in a Game	53	Joey Daccord at Quinnipiac TJ Semptimphelter at #1 Denver	Jan. 28, 2017 Dec. 2, 2022
Most Penalties in a Game	21	at Alaska	Feb. 23, 2024
Most PPG in a Game	5	vs. Omaha	Oct. 27, 2018
Most PPG Allowed in a Game	6	at Notre Dame	Oct. 7, 2016
Most SHG in a Game	3	at Air Force (Bennett Schimek 2x, Smolen)	Oct. 4, 2024
Player with 2 SHG in Single Game	2	Bennett Schimek at Air Force	Oct. 4, 2024
Longest Undefeated Streak	10	Dec. 1, 2023-Jan. 6, 2024	
Longest Winning Streak	7	Jan. 25 - Feb. 15, 2020; Nov. 16, 2024 - current	
Longest Home Winning Streak	10	Oct. 26, 2018 - Feb. 16, 2019	
Longest Road Winning Streak	3	Dec. 2, 2023 - present; Jan. 11-15, 2022; Nov. 28 - Dec. 3, 2020; Jan. 25 - Feb. 8, 2020; Jan. 26 - Feb. 2, 2019; Dec. 13-17, 2016	
Longest Winless Streak	16	Nov. 27, 2015 - Jan. 31, 2016	
Longest Home Winless Streak	4	Nov. 4 - Dec. 8, 2017	
Longest Road Winless Streak	17	Nov. 27, 2015 - Oct. 22, 2016	
Quickest Goal from Start of Game (Sun Devils)	0:11	at #13/16 Notre Dame	Dec. 3, 2020
Quickest Goal from Start of Game (Opp.)	0:09	at Holy Cross	Nov. 25, 2016
Shortest Time Between Two Goals (Sun Devils)	0:07	vs. RIT	Jan. 17, 2020
Shortest Time Between Two Goals (Opp.)	0:11	at Penn State	Nov. 18, 2016
Shortest Time Between Two Goals (Both teams)	0:07	vs. #11/12 Denver	Dec. 3, 2021
Largest Margin of Victory	7	at Air Force (8-1)	Oct. 4, 2024
Largest Margin of Defeat	10	at #4 Minnesota at Merrimack	Jan. 21 & 22, 2021 Jan. 31, 2016
Largest Comeback Victory in 2-0 Deficit	5-2, W	vs. Clarkson (down 2-0 in 2nd period)	Dec. 29, 2023
Largest Crowd at Home	5,354	vs. No. 10 Michigan	Oct. 12, 2024
Hat Tricks	11	vs. Southern New Hampshire (Croston) vs. Omaha (Walker, 4) vs. #4 Denver (Walker) vs. Alaska Anchorage (B. Pasichnuk) vs. St. Thomas (Theisen) vs. Long Island (D. Jackson) vs. #2 Denver (D. Jackson) at Robert Morris (Gratton) at Alaska Anchorage (Sillinger - 1st natural) at Air Force (Schimek) vs. Robert Morris (Kirwan)	Jan. 20, 2017 Oct. 27, 2018 Dec. 6, 2019 Feb. 15, 2020 Oct. 30, 2021 March 10, 2023 Nov. 10, 2023 Dec. 17, 2023 March 9, 2024 Oct. 4, 2024 Jan. 3, 2025
Hat Tricks Against (12): at UMass-Lowell (Smith) - Jan. 30, 2016;; at Penn State (Smirnov) - Nov. 18, 2016; vs. Brown (Corcoran) - Dec. 30, 2016; vs. St. Cloud State (Jackson) - Dec. 31, 2016; vs. Boston University (Carpenter) - Jan. 26, 2018; at Wisconsin (Ahcan) - Feb. 21, 2020; at #7 Michigan (Beniers) - Feb. 26, 2021; at Colgate (Young) - Oct. 22, 2021; at Quinnipiac (Chau) - Nov. 13, 2021; vs. #11/12 Denver (Stapley) - Dec. 3, 2021; at #4 Minnesota (McManus, Walker) - Jan. 21, 2021; vs. #10 Michigan - Oct. 11, 2024			

2024-25 GAME-BY-GAME RESULTS

No.	Date	Opponent	Result	Score	Record	ASU Goal	Opp. Goal	SF-SA	PP/PK
1	Oct. 4	at Air Force	Win	8-4	1-0-0	23^, 15, 23^, 25^, 12, 25^, 23^, 29	26	24-28	2 / 6
2	Oct. 5	at Air Force	Loss	3-4 (OT)	1-1-0	23, 25, 92	64, 26, 64, 26*	35-33	3 / 4
3	Oct. 11	vs. #10 Michigan	Loss	1-4 (EN)	1-2-0	14*	17, 17^, 19*, [17]	36-34	5 / 2
4	Oct. 12	vs. #10 Michigan	Tie	3-3 (OT)	1-2-1	15, 2*, 12	5, 22, 19	31-34	4 / 4
5	Oct. 18	at #14 Providence	Loss	1-4 (EN)	1-3-1	92	19, 19, 10, [19]	28-27	2 / 1
6	Oct. 19	at #14 Providence	Loss	1-2	1-4-1	92	9, 27	32-38	1 / 2
7	Oct. 25	at Northern Michigan	Win	3-1 (EN)	2-4-1	23, 92, [11]	20	40-17	2 / 1
8	Oct. 26	at Northern Michigan	Win	2-0 (EN)	3-4-1	92*, [92]		38-22	6 / 2
9	Nov. 8	at #8 Colorado College	Loss	3-4 (OT)	3-5-1	53, 15, 2*	4*, 24, 27, 2	30-21	3 / 2
10	Nov. 9	at #8 Colorado College	Loss	1-3 (EN)	3-6-1	18	29*, 17, [24]	42-21	3 / 4
11	Nov. 15	vs. Omaha	Loss	2-4 (EN)	3-7-1	14, 9*	29, 24*, 3, [6]	43-23	3 / 3
12	Nov. 16	vs. Omaha	Win	3-2	4-7-1	8, 53, 18	3, 8	44-22	4 / 3
13	Nov. 22	at #1 Denver	Win	3-2	5-7-1	8, 23, 8	15*, 15	30-32	3 / 3
14	Nov. 23	at #1 Denver	Win	5-2	6-7-1	2*, 12, 8, 8, [23]	12, 7	29-28	2 / 1
15	Dec. 6	vs. Minnesota Duluth	Win	5-3 (EN)	7-7-1	14*, 12, 53, 15, [37]	17, 10, 17	38-28	2 / 1
16	Dec. 7	vs. Minnesota Duluth	Win	3-2 (OT)	8-7-1	15, 92, 25	10, 27	35-28	4 / 4
17	Jan. 3	vs. Robert Morris	Win	7-3	9-7-1	92, 92, 12, 12, 11, 82, 92	9, 9, 2	35-25	2 / 6
18	Jan. 4	vs. #16 Cornell	Win	4-0	10-7-1	14, 92, 61, 37*		28-34	4 / 1

* - Power Play Goal

^ - Shorthanded Goal

[] - Empty Net Goal

\$ - Penalty Shot

CAREER SCORING

Player (Games: ASU; Career)	G-A-Pts. (Career)
Lukas Sillinger (87; 152)	21-60-81 (44-90-134)
Artem Shlaine (12; 136)	5-5-10 (34-57-91)
Ryan Kirwan (18; 118)	11-5-16 (45-40-85)
Ty Jackson (77; 126)	16-36-52 (29-55-84)
Noah Beck (18; 141)	3-15-18 (18-56-74)
Cruz Lucius (0; 70)	0-0-0 (24-44-68)
Dylan Jackson (68; 97)	24-20-44 (29-32-61)
Bennett Schimek (16; 87)	7-11-18 (26-29-55)
Benji Eckerle (135)	16-32-48
Ryan Alexander (78)	17-17-34
Kyle Smolen (54)	11-19-30
Charlie Schoen (45)	10-17-27
Ethan Szmagaj (112)	5-18-23
Ty Murchison (126)	9-11-20
Anthony Dowd (54)	4-15-19
Cullen Potter (18)	6-4-10
Sam Court (18)	2-5-7
David Hymovitch (20)	2-3-5
Cole Gordon (46)	4-0-4
Tucker Ness (52)	0-4-4
Tony Achille (18)	0-3-3
Joel Kjellberg (14)	0-3-3
Cole Helm (9)	0-2-2
Brasen Boser (18)	0-1-1

LAST GOAL SCORED

Player	Opp.	GP Since
Ty Jackson	vs. #16 Cornell	0
Ryan Kirwan	vs. #16 Cornell	0
Lukas Sillinger	vs. #16 Cornell	0
Sam Court	vs. #16 Cornell	0
Cullen Potter	vs. Robert Morris	1
Benji Eckerle	vs. Robert Morris	1
Charlie Schoen	vs. Robert Morris	1
Dylan Jackson	vs. Minnesota Duluth	2
Kyle Smolen	vs. Minnesota Duluth	2
Ryan Alexander	vs. Minnesota Duluth	2
Bennett Schimek	at #1 Denver	4
Artem Shlaine	at #1 Denver	4
Noah Beck	at #1 Denver	4
David Hymovitch	vs. Omaha	6
Anthony Dowd	vs. Omaha	7
Cole Gordon	at Air Force	17
Ethan Szmagaj	vs. Alaska	24
Ty Murchison	at Robert Morris	36

CURRENT PLAYERS IN THE NHL ENTRY DRAFT

Player (Year)	Team	Round-Pick
Noah Beck ('20)	St. Louis Blues	7th-194th
Cruz Lucius ('22)*	Carolina Hurricanes	4th-124th
	*rights traded to Pittsburgh Penguins	
Ty Murchison ('21)	Philadelphia Flyers	5th-158th
Artem Shlaine ('20)	New Jersey Devils	5th-130th

MULTIPLE-POINT GAMES (SEASON/CAREER)

Player (Games - Season/Career)	Last Time	Record (Season/Career)
Lukas Sillinger (4 / 35)	01/04/25 vs. #16 Cornell (1G, 1A)	3-0-1 / 24-10-2
Ty Jackson (1 / 20)	12/06/24 vs. Minnesota Duluth (1G, 1A)	1-0-0 / 18-1-0
Cruz Lucius (0 / 17)	03/09/24 vs. Ohio State (1G, 2A)	0-0-0 / 17-0-0
Ryan Kirwan (3 / 18)	01/04/25 vs. #16 Cornell (1G, 1A)	3-0-0 / 18-0-0
Artem Shlaine (3 / 17)	10/10/25 vs. Robert Morris (2A)	3-0-0 / 16-1-0
Noah Beck (6 / 14)	01/03/25 vs. Robert Morris (2A)	3-2-1 / 6-5-3
Ryan Alexander (2 / 8)	11/22/24 at #1 Denver (2A)	2-0-0 / 6-2-0
Dylan Jackson (3 / 8)	12/07/24 vs. Minnesota Duluth (1G, 1A)	3-0-0 / 7-1-0
Bennett Schimek (4 / 9)	01/03/25 vs. Robert Morris (3A)	3-1-0 / 8-1-0
Kyle Smolen (3 / 6)	01/03/25 vs. Robert Morris (2A)	3-0-0 / 5-0-1
Charlie Schoen (0 / 5)	02/24/24 at Alaska(2G)	0-0-0 / 4-1-0
Benji Eckerle (1 / 4)	11/23/24 at #1 Denver (2A)	1-0-0 / 2-1-1
Anthony Dowd (0 / 3)	12/17/23 at Robert Morris (2G, 1A)	0-0-0 / 3-0-0
Sam Court (1 / 1)	12/06/24 vs. Minnesota Duluth (1G, 1A)	1-0-0 / 1-0-0
Cullen Potter (2 / 2)	01/03/25 vs. Robert Morris (2G)	1-0-1 / 1-0-1
Ethan Szmagaj (0 / 1)	10/08/22 at Bemidji State (2A)	0-0-0 / 0-1-0

MULTIPLE-GOAL GAMES (SEASON/CAREER)

Player (Games - Season/Career)	Last Time	Record (Season/Career)
Ryan Kirwan (2 / 8)	01/03/25 vs. Robert Morris (3G)	2-0-0 / 8-0-0
Lukas Sillinger (0 / 5)	03/09/24 at Alaska Anchorage	0-0-0 / 4-1-0
Cruz Lucius (0 / 4)	02/23/24 vs. Penn State (2G)	0-0-0 / 4-0-0
Dylan Jackson (0 / 3)	11/10/23 vs. #2 Denver (3G)	0-0-0 / 3-0-0
Kyle Smolen (1 / 2)	10/04/24 at Air Force (2G)	1-0-0 / 2-0-0
Noah Beck (0 / 2)	10/07/24 vs. New Hampshire (2G)	0-0-0 / 0-1-1
Artem Shlaine (2 / 4)	11/23/24 at #1 Denver (2G)	2-0-0 / 4-0-0
Bennett Schimek (1 / 3)	10/04/24 at Air Force (3G)	1-0-0 / 3-0-0
Cullen Potter (1 / 1)	01/03/25 vs. Robert Morris (2G)	1-0-0 / 1-0-0
Charlie Schoen (0 / 1)	02/24/24 at Alaska (2G)	0-0-0 / 1-0-0
Anthony Dowd (0 / 1)	12/17/23 at Robert Morris (2G)	0-0-0 / 1-0-0
Ryan Alexander (0 / 1)	11/26/22 vs. No. 2 Minnesota (2G)	0-0-0 / 1-0-0

THREE-PLUS POINT GAMES (SEASON/CAREER)

Player (Games - Season/Career)	Last Time	Record (Season/Career)
Lukas Sillinger (0 / 10)	03/09/24 at Alaska Anchorage(3G, 1A)	0-0-0 / 10-0-0
Artem Shlaine (0 / 4)	02/02/24 vs. Michigan Tech (2G, 1A)	0-0-0 / 4-0-0
Cruz Lucius (0 / 4)	03/09/24 vs. Ohio State (1G, 2A)	0-0-0 / 4-0-0
Dylan Jackson (0 / 3)	11/10/23 vs. #2 Denver (3G)	0-0-0 / 3-0-0
Ryan Kirwan (1 / 4)	01/03/25 vs. Robert Morris (3G)	1-0-0 / 4-0-0
Noah Beck (1 / 4)	10/04/24 at Air Force (2A)	1-0-0 / 2-1-1
Anthony Dowd (0 / 2)	12/17/23 at Robert Morris (2G, 1A)	0-0-0 / 2-0-0
Ty Jackson (0 / 2)	11/10/23 vs. #2 Denver (1G, 2A)	0-0-0 / 2-0-0
Bennett Schimek (1 / 3)	10/04/24 at Air Force (3G, 1A)	1-0-0 / 3-0-0
Kyle Smolen (0 / 1)	01/05/24 vs. Harvard (2G, 1A)	0-0-0 / 1-0-0

PLAYERS OF THE WEEK

Player	Awarded	Week
Noah Beck	Defenseman of the Week (NCHC)	Week 1
Bennett Schimek	Forward of the Week (NCHC)	Week 1
Artem Shlaine	Forward of the Week (NCHC)	Week 8
Luke Pavichich	Goaltender of the Week (NCHC)	Week 9
Ryan Kirwan	Forward of the Week (NCHC)	Week 12

2024-25 LINE CHART

Date	Opponent	Forwards				Defense			Goaltender
Oct. 4	at Air Force	61-14-15	92-12-23	11-25-53	18-29-43	5-7	2-9	74-16(37)	31-1-30
Oct. 5	at Air Force	61-14-15	92-12-23	11-25-53	18-29-43	5-7	2-9	74-16(37)	1-31-30
Oct. 11	vs. #10 Michigan	61-14-15	92-12-23	11-25-53	89-29-18	5-7	2-9	74-16(37)	31-1-39
Oct. 12	vs. #10 Michigan	92-12-23	61-14-15	11-25-53	89-29-18	2-9	74-37	5-7(16)	31-1-30
Oct. 18	at #14 Providence	61-14-15	92-12-23	11-25-53	89-29-18	5-7	2-9	74-16(37)	31-1-30
Oct. 19	at #14 Providence	92-14-15	61-12-23	11-25-53	89-29-18	2-9	74-37	5-16(10)	1-31-30
Oct. 25	at NMU	61-12-23	92-14-15	82-8-25	11-53-18	5-16	2-9	74-37 (7)	1-31-39
Oct. 26	at NMU	61-12-23	92-14-15	82-8-25	11-53-18	5-16	2-9	74-37 (7)	31-1-39
Nov. 8	at #8 CC	12-8-23	92-14-15	11-25-53	89-29-18	2-9	5-16	74-37 (10)	31-1-39
Nov. 9	at #8 CC	92-12-15	14-8-18	11-25-53	89-29-10	2-9	5-16	74-37 (7)	1-31-39
Nov. 15	vs. Omaha	61-12-25	14-8-92	11-53-18	10-29-43	2-37	5-9	74-16 (7)	1-31-30
Nov. 16	vs. Omaha	61-12-23	92-14-18	53-8-25	11-29-10	2-37	74-9	5-7 (16)	1-31-30
Nov. 22	at #1 Denver	61-12-23	92-14-15	53-8-25	11-29-18	2-37	74-9	5-7 (10)	1-31-30
Nov. 23	at #1 Denver	61-12-23	92-14-15	53-8-25	11-29-18	2-37	74-9	5-7 (10)	1-31-30
Dec. 6	vs. Minnesota Duluth	61-12-23	92-14-15	53-8-25	11-29-18	2-37	74-9	5-7 (10)	1-31-30
Dec. 7	vs. Minnesota Duluth	61-12-23	92-14-15	53-8-25	11-29-18	2-37	74-9	5-7 (10)	1-31-30
Jan. 3	vs. Robert Morris	92-8-25	82-12-23	61-14-15	11-29-18	2-37	74-9	5-7 (10)	1-31-39
Jan. 4	vs. #16 Cornell	92-8-25	82-12-23	61-14-15	11-29-18	2-37	74-9	5-7 (10)	31-1-39



MAIN ENTRANCE



FIRST GOAL IN HISTORY (JOSH DOAN)



THE MULLETT FAMILY & HOCKEY TEAM



SOLDOUT MULLETT ARENA - 5,153 FANS



A HOME IN THE DESERT

- On Wednesday, Dec. 16, 2020, Arizona State University and Sun Devil Athletics announced all required approvals have been received for the commencement of construction on a new Multi-Purpose Arena, which will host university and community events and serve as the future home for Sun Devil men's ice hockey and wrestling. This project continues the development of the Novus Innovation Corridor, and will be sited south of Rio Salado Parkway on the east side of Packard Drive, immediately north of the existing Packard Drive Parking Structure.
- Construction began in January 2021 and received its certificate of occupancy on Friday, September 30, 2022.
- Over 8,000 square feet is set aside for a ASU state-of-the-art ASU locker room, weight room, lounge and coaches' offices on the north side of the arena. Eight additional locker rooms are accounted for on the west side of the arena between the main arena and community ice sheet that can be utilized for visiting teams, youth programs, ASU club programs, and live events.
- On February 14, 2022, ASU and the NHL's Arizona Coyotes formed the first agreement of its kind between a college and NHL team in 100 years. The last time an NCAA college team and an NHL team shared an arena was the Boston Bruins and Boston University from 1924-28 at Boston Arena, now known as Matthews Arena. Other improvements will now be made, at the Coyotes' expense, to prepare the arena to temporarily house Coyotes home games. These improvements include constructing coaches' rooms, equipment rooms, technology and other aspects of the new ASU arena according to NHL standards. The added cost is up to \$30 million, which will be paid in advance by the Coyotes.
- The 5,000-seat venue is managed and operated by Oak View Group, SCI Architects have designed the arena, while Mortenson Construction will serve as the design builder.
- The second full-size ice sheet will also be accessible to students, the community and youth ice hockey programs at every level, providing an additional public sheet to one of the fastest-growing states for youth hockey participation in the country.
- The seating configuration for Mullett Arena includes 20 luxury suites, two group suites, a large club lounge and event-level premium club seats. The club lounge will consist of a Center Ice Club on the main concourse that runs along center ice and can host up to 500 fans. On the 300-level, a social deck will run the length of the east side of the venue, providing an open-air, aerial view of the arena where fans can interact while still experiencing exceptional sightlines to the competition. The arena would also be able to serve as a backup for sports played on hardwood, such as volleyball.
- A 942-seat student section occupies the entire west side of the venue to provide an enhanced gameday experience for ASU students.

ARIZONA STATE X FOX10 PHOENIX



FOX 10 Phoenix and Arizona State University have announced a new exclusive media partnership, making FOX 10 the official "Home of the Arizona State Sun Devils."

With this collaboration, FOX 10 will provide extensive coverage of ASU athletics, televising 11 hockey games from Mullett Arena as well as broadcasting and producing new Sun Devil programs throughout the year.

Sun Devil Hockey games are streamed exclusively on NCHC.tv, home of the National Collegiate Hockey Conference.

Michael Lewis, KSAZ/KUTP Senior Vice President and General Manager, stated, "As longtime fans of ASU's athletic program, we are proud to become the go-to source for everything Sun Devils. Through this partnership, we will provide viewers with premier, behind-the-scenes coverage so they are game day ready!"

"We can feel the excitement as we begin the next chapter of Sun Devil Athletics. Connecting and reconnecting Sun Devils across the Valley is critical for us. This partnership with FOX 10 will bring our fans into new and exciting moments throughout the year. We are focused on igniting our fan base, and this is an important step in that direction," said ASU Athletics Director Graham Rossini.

NEW LINEUP OF ASU COVERAGE ON FOX 10 TO INCLUDE:

ASU Hockey games – FOX 10 will broadcast 11 ASU hockey games this season, beginning with the Oct. 12 game against Michigan. All Sun Devil Hockey home and conference road games will be streamed on NCHC.tv.

"Sparky's Den with Coach Dillingham" – This ASU produced-program will offer viewers a comprehensive review of key plays and players from previous games and behind-the-scenes insights into game preparation and practice, with exclusive interviews with Coach Kenny Dillingham and Sun Devil Football student-athletes. An hour-long edition of "Sparky's Den" will air at 8 p.m. on Fridays on FOX 10 Xtra, with a condensed version airing on FOX 10 at 10:30 p.m., and both will be available to stream on FOX Local.

"ASU All Access" – This FOX 10-produced program will showcase ASU student-athletes, coaches, staff, alumni and all who support ASU and Sun Devil Athletics. The half-hour program will air at 11 p.m. Sundays on FOX 10 and move to 10:30 p.m. Fridays after the football season, and will stream on FOX Local.

Sun Devil Hockey and FOX 10 games:

Oct. 12 - 5:00 p.m. MST: vs. Michigan (Fox 10 Xtra)

Nov. 15 - 7:00 p.m. MST: vs. Omaha (Fox 10 Xtra)

Nov. 16 - 5:00 p.m. MST: vs. Omaha (Fox 10 Xtra)

Nov. 23 - 6:00 p.m. MST: at No. 1 Denver (Fox 10 Xtra)

Dec. 6 - 7:00 p.m. MST: vs. Minnesota Duluth (Fox 10 Xtra)

Jan. 10 - 8:00 p.m. MST: vs. North Dakota (Fox 10 Xtra)

Jan. 11 - 5:00 p.m. MST: vs. North Dakota (Fox 10 Xtra)

Jan. 17 - 6:30 p.m. MST: at St. Cloud State (FOX 10)

Jan. 18 - 9/9:30 p.m. MST: at St. Cloud State (tape delayed on Fox 10 Xtra)

Jan. 25 - 5:00 p.m. MST: vs. Colorado College (Fox 10 Xtra)

Feb. 7 - 7:00 p.m. MST: vs. Denver (Fox 10 Xtra)

2024-25 TV ROSTER



1
LUKE
PAVICICH
G|6-2|195|L|SR.




2
NOAH
BECK
D|6-3|206|L|SR.




5
TY
MURCHISON
D|6-2|205|L|SR.



7
JOEL
KJELLBERG
D|6-0|190|R|FR.




8
ARTEM
SHLAINE
F|6-1|185|L|GR.



9
ANTHONY
DOWD
D|5-7|152|R|SO.



10
TUCKER
NESS
D|6-3|216|R|JR.




11
BENJI
ECKERLE
F|5-10|181|L|GR.




12
CULLEN
POTTER
F|5-10|172|L|FR.



13
HUNTER
MULLETT
D|6-0|160|L|FR.



14
TY
JACKSON
F|5-8|157|L|GR.



15
DYLAN
JACKSON
F|5-10|166|R|GR.



16
ETHAN
SZMAGAJ
FD|6-0|197|R|SR.



18
DAVID
HYMOVITCH
F|6-0|177|R|SO.



23
BENNETT
SCHIMEK
F|6-0|192|R|JR.



25
KYLE
SMOLEN
F|5-11|165|R|SO.




29
COLE
GORDON
F|6-2|205|L|SO.



30
CHASE
HAMM
G|5-9|165|L|SO.



31
GIBSON
HOMER
G|6-5|210|L|JR.




37
SAM
COURT
D|5-10|184|R|FR.




39
ZAKARI
BRICE
G|5-11|180|L|FR.



43
COLE
HELM
F|6-0|195|L|SO.



51
CRUZ
LUCIUS
F|6-0|195|R|JR.



53
RYAN
ALEXANDER
F|5-10|176|L|JR.




61
LUKAS
SILLINGER
F|5-10|170|L|GR.



74
BRASEN
BOSER
D|5-11|178|L|FR.



82
CHARLIE
SCHOEN
F|5-10|160|R|JR.



89
TONY
ACHILLE
F|5-11|172|L|SO.



92
RYAN
KIRWAN
F|6-2|205|L|SR.

2024-25 TEAM STATISTICS



2024-25 Arizona St. Men's Ice Hockey
Overall Team Statistics
All games

Page 1/2
as of Jan 05, 2025

Team statistics

	ASU	OPP
SHOT STATISTICS		
Goals-Shot attempts	58-601	44-512
Shot pct.	.097	.086
Goals/Game	3.22	2.44
Shots/Game	33.39	28.44
Assists	104	72
POWER PLAYS		
Goals-Power Plays	11-53	10-50
Conversion Percent	.208	.200
Shot Attempts	70	68
Shot Percent	.157	.147
SHORT-HANDED		
Goals-Shot attempts	3-14	2-14
Shot Percent	.214	.143
GOAL BREAKDOWN		
Total Goals	58	44
Power Play	11	10
Short-handed	3	2
Empty net	4	4
Penalty	0	0
Unassisted	3	1
Overtime	1	2
Delayed Penalty	1	0
Game winning	10	7
First Goal	10	8
Game Tying Goal	1	0
Extra Attacker	5	2
BLOCKS		
Blocks	227	223
Blocks/Game	12.61	12.39
PENALTIES		
Number	60	61
Minutes	128	133
Penalties/Game	3.33	3.39
Penalty minutes/Game	7.11	7.39
Minor	59	59
Major	0	1
10-minute Misconduct	1	1
Game Misconduct	0	0
Gross Misconduct	0	0
Match	0	0
FACEOFFS (W-L)		
Faceoff W-L pct.	.496	.504
SHOOTOUTS (Made-Att)		
	1-2	0-3
ATTENDANCE		
Total	39240	34596
Dates/Avg Per Date	8/4905	10/3460
Neutral Site #/Avg	0/0	-

Goals by Periods

Team	1st	2nd	3rd	OT	TOTAL
ASU	12	17	28	1	58
Opponents	11	11	20	2	44

Shots by Periods

Team	1st	2nd	3rd	OT	TOTAL
ASU	192	202	202	5	601
Opponents	144	172	186	10	512

Saves by Periods

Team	1st	2nd	3rd	OT	TOTAL
ASU	133	161	166	8	468
Opponents	180	185	174	4	543

2024-25 CATEGORY LEADERS



2024-25 Arizona St. Men's Ice Hockey
Category Leaders
All games

Page 1/2
as of Jan 05, 2025

Points

#	Player	GP	G	A	PTS	SH
23	Schimek, Bennett	16	7	11	18	45
2	Beck, Noah	18	3	15	18	32
92	Kirwan, Ryan	18	11	5	16	92
25	Smolen, Kyle	18	4	10	14	31
15	Jackson, Dylan	16	5	7	12	28
61	Sillinger, Lukas	16	1	11	12	26
14	Jackson, Ty	18	4	7	11	30
12	Potter, Cullen	18	6	4	10	59
8	Shlaine, Artem	12	5	5	10	27
53	Alexander, Ryan	16	3	4	7	34

Assists

#	Player	GP	G	A	PTS	SH
2	Beck, Noah	18	3	15	18	32
61	Sillinger, Lukas	16	1	11	12	26
23	Schimek, Bennett	16	7	11	18	45
25	Smolen, Kyle	18	4	10	14	31
15	Jackson, Dylan	16	5	7	12	28
14	Jackson, Ty	18	4	7	11	30
8	Shlaine, Artem	12	5	5	10	27
92	Kirwan, Ryan	18	11	5	16	92
9	Dowd, Anthony	18	1	5	6	23
37	Court, Sam	18	2	5	7	47

Goals

#	Player	GP	G	A	PTS	SH
92	Kirwan, Ryan	18	11	5	16	92
23	Schimek, Bennett	16	7	11	18	45
12	Potter, Cullen	18	6	4	10	59
15	Jackson, Dylan	16	5	7	12	28
8	Shlaine, Artem	12	5	5	10	27
14	Jackson, Ty	18	4	7	11	30
25	Smolen, Kyle	18	4	10	14	31
2	Beck, Noah	18	3	15	18	32
53	Alexander, Ryan	16	3	4	7	34
11	Eckerle, Benji	18	2	4	6	22

Shots

#	Player	GP	G	A	PTS	SH	SH%
92	Kirwan, Ryan	18	11	5	16	92	.120
12	Potter, Cullen	18	6	4	10	59	.102
37	Court, Sam	18	2	5	7	47	.043
23	Schimek, Bennett	16	7	11	18	45	.156
53	Alexander, Ryan	16	3	4	7	34	.088
2	Beck, Noah	18	3	15	18	32	.094
25	Smolen, Kyle	18	4	10	14	31	.129
14	Jackson, Ty	18	4	7	11	30	.133
15	Jackson, Dylan	16	5	7	12	28	.179
8	Shlaine, Artem	12	5	5	10	27	.185

Power-Play Goals

#	Player	GP	PPG
2	Beck, Noah	18	3
14	Jackson, Ty	18	2
92	Kirwan, Ryan	18	1
23	Schimek, Bennett	16	1
9	Dowd, Anthony	18	1
25	Smolen, Kyle	18	1
12	Potter, Cullen	18	1
37	Court, Sam	18	1

Shot Pct.

#	Player	GP	G	A	PTS	SH	SH%
8	Shlaine, Artem	12	5	5	10	27	.185
15	Jackson, Dylan	16	5	7	12	28	.179
23	Schimek, Bennett	16	7	11	18	45	.156
18	Hymovitch, David	17	2	3	5	14	.143
14	Jackson, Ty	18	4	7	11	30	.133
25	Smolen, Kyle	18	4	10	14	31	.129
82	Schoen, Charlie	3	1	0	1	8	.125
92	Kirwan, Ryan	18	11	5	16	92	.120
12	Potter, Cullen	18	6	4	10	59	.102
2	Beck, Noah	18	3	15	18	32	.094

2024-25 CATEGORY LEADERS



2024-25 Arizona St. Men's Ice Hockey
Category Leaders
All games

Page 2/2
as of Jan 05, 2025

Short-Handed Goals

#	Player	GP	SHG
23	Schimek, Bennett	16	2
25	Smolen, Kyle	18	1

Penalties

#	Player	GP	PEN	MIN
5	Murchison, Ty	18	10	28
2	Beck, Noah	18	7	14
25	Smolen, Kyle	18	6	12
11	Eckerle, Benji	18	5	10
14	Jackson, Ty	18	4	8
61	Sillinger, Lukas	16	3	6
15	Jackson, Dylan	16	3	6
9	Dowd, Anthony	18	3	6
7	Kjellberg, Joel	14	3	6
12	Potter, Cullen	18	3	6

Game-Winning Goals

#	Player	GP	GWG
15	Jackson, Dylan	16	2
8	Shlaine, Artem	12	2
92	Kirwan, Ryan	18	2
14	Jackson, Ty	18	1
18	Hymovitch, David	17	1
25	Smolen, Kyle	18	1
12	Potter, Cullen	18	1

Penalty Minutes

#	Player	GP	PEN	MIN
5	Murchison, Ty	18	10	28
2	Beck, Noah	18	7	14
25	Smolen, Kyle	18	6	12
11	Eckerle, Benji	18	5	10
14	Jackson, Ty	18	4	8
61	Sillinger, Lukas	16	3	6
15	Jackson, Dylan	16	3	6
9	Dowd, Anthony	18	3	6
7	Kjellberg, Joel	14	3	6
12	Potter, Cullen	18	3	6

Plus/Minus

#	Player	GP	+/-
2	Beck, Noah	18	+11
53	Alexander, Ryan	16	+9
9	Dowd, Anthony	18	+8
25	Smolen, Kyle	18	+7
8	Shlaine, Artem	12	+6
5	Murchison, Ty	18	+6
15	Jackson, Dylan	16	+3
10	Ness, Tucker	11	+3
7	Kjellberg, Joel	14	+3
37	Court, Sam	18	+3

2024-25 INDIVIDUAL GAME-BY-GAME STATISTICS



2024-25 Arizona St. Men's Ice Hockey
Game-by-Game Goals-Assists-Points
All games

Opponent	Date	Score		1	2	5	7	8	9	10	11	12	14	15
				PAVICICH,L	BECK,NOAH	MURCHISON,	KJELLBERG,	SHLAINE,AR	DOWD,ANTHO	NESS,TUCKE	ECKERLE,BE	POTTER,CUL	JACKSON,TY	JACKSON,DY
at USAFA	10/04/2024	8-1	W	DNP	0-3-3	0-0-0	0-1-1	DNP	0-0-0	DNP	0-1-1	1-0-1	0-1-1	1-1-2
at USAFA	10/05/2024	3-4	Lot	0-0-0	0-2-2	0-0-0	0-0-0	DNP	0-1-1	DNP	0-0-0	0-1-1	0-0-0	0-1-1
Mich	10/11/2024	1-4	L	DNP	0-1-1	0-0-0	0-0-0	DNP	0-0-0	DNP	0-0-0	0-0-0	1-0-1	0-1-1
Mich	10/12/2024	3-3	ot	DNP	1-1-2	0-0-0	0-0-0	DNP	0-1-1	DNP	0-0-0	1-1-2	0-0-0	1-0-1
at PROV	10/18/2024	1-4	L	DNP	0-0-0	0-0-0	0-0-0	DNP	0-0-0	DNP	0-0-0	0-0-0	0-0-0	0-0-0
at PROV	10/19/2024	1-2	L	0-0-0	0-1-1	0-0-0	DNP	DNP	0-0-0	0-0-0	0-0-0	0-0-0	0-1-1	0-0-0
at NMU	10/25/2024	3-1	W	0-0-0	0-1-1	0-1-1	DNP	0-1-1	0-0-0	0-0-0	1-0-1	0-0-0	0-0-0	0-1-1
at NMU	10/26/2024	2-0	W	DNP	0-0-0	0-0-0	DNP	0-0-0	0-0-0	DNP	0-0-0	0-0-0	0-0-0	0-0-0
at CC	11/08/2024	3-4	Lot	DNP	1-1-2	0-0-0	DNP	0-0-0	0-1-1	0-0-0	0-1-1	0-1-1	0-1-1	1-0-1
at CC	11/09/2024	1-3	L	0-0-0	0-0-0	0-0-0	0-0-0	0-0-0	0-0-0	0-0-0	0-0-0	0-0-0	0-1-1	0-0-0
UNO	11/15/2024	2-4	L	0-0-0	0-0-0	0-0-0	0-0-0	0-0-0	1-0-1	0-0-0	0-0-0	0-0-0	1-0-1	DNP
UNO	11/16/2024	3-2	W	0-0-0	0-0-0	0-0-0	0-0-0	1-0-1	0-1-1	0-0-0	0-0-0	0-0-0	0-1-1	DNP
at Denver	11/22/2024	3-2	W	0-0-0	0-0-0	0-0-0	0-0-0	2-0-2	0-0-0	0-1-1	0-0-0	0-1-1	0-0-0	0-0-0
at Denver	11/23/2024	5-2	W	0-0-0	1-0-1	0-0-0	0-1-1	2-0-2	0-0-0	0-0-0	0-2-2	1-0-1	0-0-0	0-0-0
UMD	12/06/2024	5-3	W	0-0-0	0-0-0	0-0-0	0-0-0	0-1-1	0-0-0	0-0-0	0-0-0	1-0-1	1-1-2	1-1-2
UMD	12/07/2024	3-2	Wot	0-0-0	0-2-2	0-0-0	0-0-0	0-1-1	0-0-0	0-0-0	0-0-0	0-0-0	0-1-1	1-1-2
RM	01/03/2025	7-3	W	0-0-0	0-2-2	0-0-0	0-1-1	0-2-2	0-1-1	0-1-1	1-0-1	2-0-2	0-0-0	0-0-0
CU	01/04/2025	4-0	W	DNP	0-1-1	0-0-0	0-0-0	0-0-0	0-0-0	DNP	0-0-0	0-0-0	1-0-1	0-1-1

Opponent	Date	Score		16	18	23	25	29	31	37	43	53	61	74
				SZMAGAJ,ET	HYMOVITCH,	SCHIMEK,BE	SMOLEN,KYL	GORDON,COL	HOMER,GIBS	COURT,SAM	HELM,COLE	ALEXANDER,	SILLINGER,	BOSER,BRAS
at USAFA	10/04/2024	8-1	W	0-0-0	0-1-1	3-1-4	2-0-2	1-0-1	0-0-0	0-0-0	0-1-1	0-0-0	0-1-1	0-0-0
at USAFA	10/05/2024	3-4	Lot	0-0-0	0-0-0	1-1-2	1-0-1	0-0-0	DNP	0-0-0	0-0-0	0-0-0	0-0-0	0-0-0
Mich	10/11/2024	1-4	L	0-0-0	0-0-0	0-0-0	0-0-0	0-0-0	0-0-0	0-0-0	DNP	0-0-0	0-0-0	0-0-0
Mich	10/12/2024	3-3	ot	0-0-0	0-0-0	0-1-1	0-0-0	0-0-0	0-0-0	0-0-0	DNP	0-0-0	0-2-2	0-0-0
at PROV	10/18/2024	1-4	L	0-0-0	0-0-0	0-1-1	0-0-0	0-0-0	0-0-0	0-0-0	DNP	0-0-0	0-0-0	0-0-0
at PROV	10/19/2024	1-2	L	0-0-0	0-0-0	0-0-0	0-0-0	0-0-0	DNP	0-0-0	DNP	0-0-0	0-0-0	0-0-0
at NMU	10/25/2024	3-1	W	0-0-0	0-0-0	1-0-1	0-0-0	DNP	DNP	0-0-0	DNP	0-0-0	0-2-2	0-0-0
at NMU	10/26/2024	2-0	W	0-0-0	0-0-0	0-1-1	0-1-1	DNP	0-0-0	0-1-1	DNP	0-0-0	0-0-0	0-0-0
at CC	11/08/2024	3-4	Lot	0-0-0	0-0-0	0-0-0	0-1-1	0-0-0	0-0-0	0-0-0	DNP	1-0-1	DNP	0-0-0
at CC	11/09/2024	1-3	L	0-0-0	1-0-1	DNP	0-1-1	0-0-0	DNP	0-0-0	DNP	0-0-0	DNP	0-0-0
UNO	11/15/2024	2-4	L	0-0-0	0-0-0	DNP	0-0-0	0-0-0	DNP	0-1-1	0-0-0	0-0-0	0-1-1	0-1-1
UNO	11/16/2024	3-2	W	DNP	1-0-1	0-0-0	0-2-2	0-0-0	DNP	0-0-0	DNP	1-1-2	0-0-0	0-0-0
at Denver	11/22/2024	3-2	W	DNP	0-0-0	1-0-1	0-1-1	0-0-0	DNP	0-0-0	DNP	0-2-2	0-1-1	0-0-0
at Denver	11/23/2024	5-2	W	DNP	0-1-1	1-1-2	0-1-1	0-0-0	DNP	0-0-0	DNP	0-1-1	0-2-2	0-0-0
UMD	12/06/2024	5-3	W	DNP	0-0-0	0-1-1	0-1-1	0-0-0	DNP	1-1-2	DNP	1-0-1	0-1-1	0-0-0
UMD	12/07/2024	3-2	Wot	DNP	0-0-0	0-0-0	1-0-1	0-0-0	DNP	0-1-1	DNP	0-0-0	0-0-0	0-0-0
RM	01/03/2025	7-3	W	DNP	0-1-1	0-3-3	0-2-2	0-0-0	DNP	0-0-0	DNP	DNP	0-0-0	0-0-0
CU	01/04/2025	4-0	W	DNP	DNP	0-1-1	0-0-0	0-0-0	0-0-0	1-1-2	DNP	DNP	1-1-2	0-0-0



Opponent	Date	Score		82	89	92
				SCHOEN,CHA	ACHILLE,TO	KIRWAN,RYA
at USAFA	10/04/2024	8-1	W	DNP	DNP	0-1-1
at USAFA	10/05/2024	3-4	Lot	DNP	DNP	1-0-1
Mich	10/11/2024	1-4	L	DNP	0-0-0	0-0-0
Mich	10/12/2024	3-3	ot	DNP	0-0-0	0-0-0
at PROV	10/18/2024	1-4	L	DNP	0-0-0	1-0-1
at PROV	10/19/2024	1-2	L	DNP	0-0-0	1-0-1
at NMU	10/25/2024	3-1	W	0-0-0	DNP	1-0-1
at NMU	10/26/2024	2-0	W	DNP	DNP	2-0-2
at CC	11/08/2024	3-4	Lot	DNP	0-0-0	0-0-0
at CC	11/09/2024	1-3	L	DNP	0-0-0	0-0-0
UNO	11/15/2024	2-4	L	DNP	DNP	0-1-1
UNO	11/16/2024	3-2	W	DNP	DNP	0-1-1
at Denver	11/22/2024	3-2	W	DNP	DNP	0-0-0
at Denver	11/23/2024	5-2	W	DNP	DNP	0-0-0
UMD	12/06/2024	5-3	W	DNP	DNP	0-1-1
UMD	12/07/2024	3-2	Wot	DNP	DNP	1-0-1
RM	01/03/2025	7-3	W	1-0-1	DNP	3-0-3
CU	01/04/2025	4-0	W	0-0-0	DNP	1-1-2

2024-25 TEAM GAME-BY-GAME



2024-25 Arizona St. Men's Ice Hockey
Team Game-by-Game
All games

Page 1/2
as of Jan 05, 2025

Date	Opponent	Score	G	A	PTS	SHOTS	SH%	+/-	PEN-MIN	PP	SH	EN	GW	GT	HAT	UA	BLK
10/04/2024	at Air Force	8-1	8	12	20	24	.333	+22	6-12	2	3	0	1	0	1	1	14
10/05/2024	at Air Force	3-4	3	6	9	35	.086	0	4-8	0	0	0	0	0	0	0	8
10/11/2024	Michigan	1-4	1	2	3	36	.028	-16	5-18	1	0	0	0	0	0	0	17
10/12/2024	Michigan	3-3	3	6	9	31	.097	-5	5-10	1	0	0	0	1	0	0	20
10/18/2024	at Providence	1-4	1	1	2	28	.036	-16	1-2	0	0	0	0	0	0	0	10
10/19/2024	at Providence	1-2	1	2	3	32	.031	-4	3-6	0	0	0	0	0	0	0	11
10/25/2024	at Northern Mich.	3-1	3	6	9	40	.075	+11	1-2	0	0	1	1	0	0	0	12
10/26/2024	at Northern Mich.	2-0	2	3	5	38	.053	+5	3-6	1	0	1	1	0	0	0	8
11/08/2024	at Colorado Col.	3-4	3	6	9	30	.100	-3	3-6	1	0	0	0	0	0	0	13
11/09/2024	at Colorado Col.	1-3	1	2	3	42	.024	-5	4-8	0	0	0	0	0	0	0	15
11/15/2024	Omaha	2-4	2	4	6	43	.047	-11	3-6	1	0	0	0	0	0	0	12
11/16/2024	Omaha	3-2	3	6	9	44	.068	+5	4-8	0	0	0	1	0	0	0	11
11/22/2024	at Denver	3-2	3	6	9	30	.100	+10	3-6	0	0	0	1	0	0	0	11
11/23/2024	at Denver	5-2	5	9	14	29	.172	+15	1-2	1	0	1	1	0	0	0	9
12/06/2024	Minn. Duluth	5-3	5	8	13	28	.179	+5	1-2	1	0	1	1	0	0	1	14
12/07/2024	Minn. Duluth	3-2	3	6	9	28	.107	+3	5-10	0	0	0	1	0	0	0	11
01/03/2025	Robert Morris	7-3	7	13	20	35	.200	+30	6-12	1	0	0	1	0	1	0	6
01/04/2025	Cornell	4-0	4	6	10	28	.143	+15	2-4	1	0	0	1	0	0	1	25
ASU			58	104	162	601	.097	+61	60-128	11	3	4	10	1	2	3	227
Opponents			44	72	116	512	.086	-68	61-133	10	2	4	7	0	2	1	223

TEAM PER-GAME

Games played	Shots per game	Goals per game	Assists per game	Points per game
18	33.39	3.22	5.78	9.00

Date	Opponent	Score	MINUTES	GA	GA AVG	SAVES	SAVES%	W	L	T	PP	SH	EN	PN	SO
10/04/2024	at Air Force	8-1	60:00	1	1.00	27	.964	1	0	0	0	0	0	0	0
10/05/2024	at Air Force	3-4	62:44	4	2.44	29	.918	0	1	0	1	0	0	0	0
10/11/2024	Michigan	1-4	60:00	4	2.96	30	.905	0	1	0	1	2	1	0	0
10/12/2024	Michigan	3-3	65:00	3	2.91	31	.907	0	0	1	0	0	0	0	0
10/18/2024	at Providence	1-4	60:00	4	3.12	23	.897	0	1	0	0	0	1	0	0
10/19/2024	at Providence	1-2	60:00	2	2.94	36	.907	0	1	0	0	0	0	0	0
10/25/2024	at Northern Mich.	3-1	60:00	1	2.67	16	.910	1	0	0	0	0	0	0	0
10/26/2024	at Northern Mich.	2-0	60:00	0	2.34	22	.918	1	0	0	0	0	0	0	0
11/08/2024	at Colorado Col.	3-4	61:44	4	2.51	17	.909	0	1	0	1	0	0	0	0
11/09/2024	at Colorado Col.	1-3	60:00	3	2.56	18	.905	0	1	0	1	0	1	0	0
11/15/2024	Omaha	2-4	60:00	4	2.69	19	.899	0	1	0	1	0	1	0	0
11/16/2024	Omaha	3-2	60:00	2	2.63	20	.900	1	0	0	0	0	0	0	0
11/22/2024	at Denver	3-2	60:00	2	2.58	30	.903	1	0	0	1	0	0	0	0
11/23/2024	at Denver	5-2	60:00	2	2.54	26	.905	1	0	0	1	0	0	0	0
12/06/2024	Minn. Duluth	5-3	60:00	3	2.57	35	.907	1	0	0	0	0	0	0	0
12/07/2024	Minn. Duluth	3-2	64:42	2	2.53	33	.909	1	0	0	0	0	0	0	0
01/03/2025	Robert Morris	7-3	60:00	3	2.55	22	.908	1	0	0	3	0	0	0	0
01/04/2025	Cornell	4-0	60:00	0	2.41	34	.914	1	0	0	0	0	0	0	0
ASU			1094:10	44	2.41	468	.914	10	7	1	10	2	4	0	0
Opponents			1094:10	58	3.18	543	.903	7	10	1	11	3	4	0	1

2024-25 OPPONENT GAME-BY-GAME



2024-25 Arizona St. Men's Ice Hockey
Opponent Game-by-Game
All games

Page 1/2
as of Jan 05, 2025

Date	Opponent	Score	G	A	PTS	SHOTS	SH%	+/-	PEN-MIN	PP	SH	EN	GW	GT	HAT	UA	BLK
10/04/2024	at Air Force	8-1	1	1	2	28	.036	-25	2-4	0	0	0	0	0	0	0	14
10/05/2024	at Air Force	3-4	4	7	11	33	.121	+1	3-6	1	0	0	1	0	0	0	17
10/11/2024	Michigan	1-4	4	5	9	34	.118	+13	8-24	1	2	1	1	0	1	0	10
10/12/2024	Michigan	3-3	3	4	7	34	.088	+6	5-10	0	0	0	0	0	0	1	17
10/18/2024	at Providence	1-4	4	7	11	27	.148	+15	2-4	0	0	1	1	0	1	0	6
10/19/2024	at Providence	1-2	2	3	5	38	.053	+5	2-4	0	0	0	1	0	0	0	11
10/25/2024	at Northern Mich.	3-1	1	2	3	17	.059	-11	2-7	0	0	0	0	0	0	0	16
10/26/2024	at Northern Mich.	2-0	0	0	0	22	.000	-6	5-10	0	0	0	0	0	0	0	19
11/08/2024	at Colorado Col.	3-4	4	6	10	21	.190	+4	4-8	1	0	0	1	0	0	0	14
11/09/2024	at Colorado Col.	1-3	3	5	8	21	.143	+5	3-6	1	0	1	1	0	0	0	14
11/15/2024	Omaha	2-4	4	7	11	23	.174	+10	3-6	1	0	1	1	0	0	0	16
11/16/2024	Omaha	3-2	2	4	6	22	.091	-5	5-10	0	0	0	0	0	0	0	13
11/22/2024	at Denver	3-2	2	4	6	32	.063	-10	3-6	1	0	0	0	0	0	0	1
11/23/2024	at Denver	5-2	2	4	6	28	.071	-16	2-4	1	0	0	0	0	0	0	7
12/06/2024	Minn. Duluth	5-3	3	5	8	38	.079	-6	2-4	0	0	0	0	0	0	0	11
12/07/2024	Minn. Duluth	3-2	2	4	6	35	.057	-3	5-10	0	0	0	0	0	0	0	12
01/03/2025	Robert Morris	7-3	3	4	7	25	.120	-30	2-4	3	0	0	0	0	0	0	15
01/04/2025	Cornell	4-0	0	0	0	34	.000	-15	3-6	0	0	0	0	0	0	0	10
Opponents			44	72	116	512	.086	-68	61-133	10	2	4	7	0	2	1	223
ASU			58	104	162	601	.097	+61	60-128	11	3	4	10	1	2	3	227

OPPONENT PER-GAME

Games played	Shots per game	Goals per game	Assists per game	Points per game
18	28.44	2.44	4.00	6.44

Date	Opponent	Score	MINUTES	GA	GA AVG	SAVES	SAVES%	W	L	T	PP	SH	EN	PN	SO
10/04/2024	at Air Force	8-1	60:00	8	8.00	16	.667	0	1	0	2	3	0	0	0
10/05/2024	at Air Force	3-4	62:44	3	5.38	32	.814	1	0	0	0	0	0	0	0
10/11/2024	Michigan	1-4	60:00	1	3.94	35	.874	1	0	0	1	0	0	0	0
10/12/2024	Michigan	3-3	65:00	3	3.63	28	.881	0	0	1	1	0	0	0	1
10/18/2024	at Providence	1-4	60:00	1	3.12	27	.896	1	0	0	0	0	0	0	0
10/19/2024	at Providence	1-2	60:00	1	2.77	31	.909	1	0	0	0	0	0	0	0
10/25/2024	at Northern Mich.	3-1	60:00	3	2.81	37	.912	0	1	0	0	0	1	0	0
10/26/2024	at Northern Mich.	2-0	60:00	2	2.71	36	.917	0	1	0	1	0	1	0	0
11/08/2024	at Colorado Col.	3-4	61:44	3	2.73	27	.915	1	0	0	1	0	0	0	0
11/09/2024	at Colorado Col.	1-3	60:00	1	2.56	41	.923	1	0	0	0	0	0	0	0
11/15/2024	Omaha	2-4	60:00	2	2.51	41	.926	1	0	0	1	0	0	0	0
11/16/2024	Omaha	3-2	60:00	3	2.55	41	.927	0	1	0	0	0	0	0	0
11/22/2024	at Denver	3-2	60:00	3	2.58	27	.925	0	1	0	0	0	0	0	0
11/23/2024	at Denver	5-2	60:00	5	2.75	24	.919	0	1	0	1	0	1	0	0
12/06/2024	Minn. Duluth	5-3	60:00	5	2.90	23	.914	0	1	0	1	0	1	0	0
12/07/2024	Minn. Duluth	3-2	64:42	3	2.89	25	.913	0	1	0	0	0	0	0	0
01/03/2025	Robert Morris	7-3	60:00	7	3.13	28	.906	0	1	0	1	0	0	0	0
01/04/2025	Cornell	4-0	60:00	4	3.18	24	.903	0	1	0	1	0	0	0	0
Opponents			1094:10	58	3.18	543	.903	7	10	1	11	3	4	0	1
ASU			1094:10	44	2.41	468	.914	10	7	1	10	2	4	0	0

2024-25 INDIVIDUAL STATISTICS



2024-25 Arizona St. Men's Ice Hockey
Overall Individual Statistics
All games

Page 1/2
as of Jan 05, 2025

Game Records

Overall	Conference	Home	Away	Neutral
10 - 7 - 1	5 - 3 - 0	5 - 2 - 1	5 - 5 - 0	0 - 0 - 0

			Shots							Penalties					Goals										
#	Player	GP	G	A	PTS	SH	SH%	+/-	PEN-MIN	MIN	MAJ	OTH	PP	SH	FG	GW	GT	OT	HT	PN	UA	BLK			
23	Schimek, Bennett	16	7	11	18	45	.156	+2	2-4	2	0	0	1	2	3	0	0	0	1	0	1	5			
2	Beck, Noah	18	3	15	18	32	.094	+11	7-14	7	0	0	3	0	0	0	0	0	0	0	0	18			
92	Kirwan, Ryan	18	11	5	16	92	.120	+1	1-2	1	0	0	1	0	2	2	0	0	1	0	1	6			
25	Smolen, Kyle	18	4	10	14	31	.129	+7	6-12	6	0	0	1	1	0	1	0	1	0	0	0	14			
15	Jackson, Dylan	16	5	7	12	28	.179	+3	3-6	3	0	0	0	0	1	2	0	0	0	0	0	11			
61	Sillinger, Lukas	16	1	11	12	26	.038	+1	3-6	3	0	0	0	0	0	0	0	0	0	0	0	12			
14	Jackson, Ty	18	4	7	11	30	.133	+2	4-8	4	0	0	2	0	2	1	0	0	0	0	0	8			
12	Potter, Cullen	18	6	4	10	59	.102	-1	3-6	3	0	0	1	0	0	1	1	0	0	0	0	5			
8	Shlaine, Artem	12	5	5	10	27	.185	+6	0-0	0	0	0	0	0	2	2	0	0	0	0	0	4			
53	Alexander, Ryan	16	3	4	7	34	.088	+9	2-4	2	0	0	0	0	0	0	0	0	0	0	0	7			
37	Court, Sam	18	2	5	7	47	.043	+3	2-4	2	0	0	1	0	0	0	0	0	0	0	1	14			
11	Eckerle, Benji	18	2	4	6	22	.091	+1	5-10	5	0	0	0	0	0	0	0	0	0	0	0	15			
9	Dowd, Anthony	18	1	5	6	23	.043	+8	3-6	3	0	0	1	0	0	0	0	0	0	0	0	9			
18	Hymovitch, David	17	2	3	5	14	.143	+1	0-0	0	0	0	0	0	0	1	0	0	0	0	0	0			
7	Kjellberg, Joel	14	0	3	3	6	.000	+3	3-6	3	0	0	0	0	0	0	0	0	0	0	0	5			
10	Ness, Tucker	11	0	2	2	10	.000	+3	2-4	2	0	0	0	0	0	0	0	0	0	0	0	4			
29	Gordon, Cole	16	1	0	1	11	.091	-1	1-2	1	0	0	0	0	0	0	0	0	0	0	0	2			
82	Schoen, Charlie	3	1	0	1	8	.125	+2	0-0	0	0	0	0	0	0	0	0	0	0	0	0	0			
74	Boser, Brasen	18	0	1	1	27	.000	-1	1-2	1	0	0	0	0	0	0	0	0	0	0	0	24			
5	Murchison, Ty	18	0	1	1	18	.000	+6	10-28	9	0	1	0	0	0	0	0	0	0	0	0	42			
43	Helm, Cole	3	0	1	1	0	.000	+1	1-2	1	0	0	0	0	0	0	0	0	0	0	0	1			
16	Szmagaj, Ethan	11	0	0	0	9	.000	-5	0-0	0	0	0	0	0	0	0	0	0	0	0	0	21			
89	Achille, Tony	6	0	0	0	2	.000	-1	0-0	0	0	0	0	0	0	0	0	0	0	0	0	0			
31	Homer, Gibson	7	0	0	0	0	.000	0	0-0	0	0	0	0	0	0	0	0	0	0	0	0	0			
1	Pavicich, Luke	11	0	0	0	0	.000	0	0-0	0	0	0	0	0	0	0	0	0	0	0	0	0			
TM	TEAM	18	0	0	0	0	.000	0	1-2	0	0	0	0	0	0	0	0	0	0	0	0	0			
Totals		18	58	104	162	601	.097	+61	60-128	59	0	1	11	3	10	10	1	1	2	0	3	227			
Opponents		18	44	72	116	512	.086	-68	61-133	59	1	1	10	2	8	7	0	2	2	0	1	223			

		Goal Average			Saves		Record				Goals Allowed					
#	Player	GP-GS	MINUTES	GA	AVG	SAVES	PCT	W	L	T	SHO	PP	SH	EN	PEN	SOG
31	Homer, Gibson	7-7	417:33	14	2.01	177	.927	3	3	1	2	2	1	2	0	0
1	Pavicich, Luke	11-11	661:53	26	2.36	282	.916	7	4	0	0	8	0	2	0	0
TM	EMPTY NET	-	14:44	4	16.29	9	.692	0	0	0	0	0	1	0	0	0
Totals		18	1094:10	44	2.41	468	.914	10	7	1	2	10	2	4	0	0
Opponents		18	1094:10	58	3.18	543	.903	7	10	1	0	11	3	4	0	1

2024-25 BOX SCORES

Game 1

Game 2

Arizona St. (1-0-0) -vs- Air Force (0-1-0)

10/04/2024 at USAF Academy, Colorado

Score: 0-0

Attendance: 2,078

Location: USAF Academy, Colorado

Officials: Referee: Michael Sheehan; Referee: Matthew Hallcock; Linesman: Brendan Gormley; Linesman: Seth Mical

Goals By Period

Period	1	2	3	Total
1st	0	0	0	0
2nd	0	0	0	0
3rd	0	0	0	0

ASU: Schimel, Bennett (3); Smolen, Kyle (2); Potter, Cullen (1); Jackson, Dylan (1); Gordon, Cole (1); AF: Cosentino, Clayton (2)

Scoring Summary

Period	Time	Team	Scored By	Assisted By	Type	ASU	AF
1st	12:30	ASU	Schimel, Bennett	Unassisted	SH, PG, UA	1	0
1st	15:57	ASU	Jackson, Dylan	Jackson, Ty, Beck, Noah	EV, GW	2	0
2nd	05:26	ASU	Schimel, Bennett	Beck, Noah	SH	3	0
2nd	08:16	AF	Cosentino, Clayton	Cunningham, Nolan	EV	3	1
2nd	16:20	ASU	Smolen, Kyle	Edwards, David	SH	4	1
3rd	00:28	ASU	Potter, Cullen	Schimel, Bennett	EV	5	1
3rd	02:59	ASU	Smolen, Kyle	Beck, Noah, Jackson, Dylan	PP	6	1
3rd	18:44	ASU	Schimel, Bennett	Kirwan, Ryan, Sillinger, Lukas	PP, HT	7	1
3rd	19:21	ASU	Gordon, Cole	Hymovitch, David, Hahn, Cole	EV	8	1

Arizona St. Power Plays

Period	Start	End	Elapsed	Shots	Opp-Shots	PPG
1st	00:41	02:39	01:58	2	0	PPG
3rd	17:45	18:44	00:59	2	1	PPG
			02:57	4	1	2/2

Air Force Power Plays

Period	Start	End	Elapsed	Shots	Opp-Shots	PPG
1st	02:18	04:18	02:00	1	0	--
1st	12:14	14:14	02:00	0	1	--
2nd	03:58	05:58	02:00	1	1	--
2nd	11:55	13:55	02:00	5	0	--
2nd	14:50	16:50	02:00	1	0	--
3rd	08:29	10:29	02:00	1	0	--
			12:00	9	3	0/6

Penalty Summary

Period	Team	Player	Min	Offense	Type	Time	PP
1st	ASU	Kjelberg, Joel	02:00	Tripping	MINOR	02:18	PP
1st	ASU	Smolen, Kyle	02:00	Goalender Interference	MINOR	12:14	PP
2nd	ASU	Hahn, Cole	02:00	Cross Checking	MINOR	03:58	PP
2nd	ASU	Alexander, Ryan	02:00	Tripping	MINOR	11:55	PP
2nd	ASU	Jackson, Ty	02:00	High Sticking	MINOR	14:50	PP
3rd	AF	McCormick, Mason	02:00	Tripping	MINOR	00:41	PP
3rd	ASU	Sillinger, Lukas	02:00	Roughing	MINOR	08:29	PP
3rd	AF	Dawson, Will	02:00	Cross Checking	MINOR	17:45	PP

Arizona St. (1-1-0) -vs- Air Force (1-1-0)

10/05/2024 at USAF Academy, Colorado

Score: 1-2

Attendance: 1,626

Location: USAF Academy, Colorado

Officials: Referee: Andrew Behrmann; Referee: Matthew Hallcock; Linesman: Joshua Peracende; Linesman: Ryan Demsey

Goals By Period

Period	1	2	3	OT 1	Total
1st	2	0	1	0	3
2nd	1	1	1	1	4

ASU: Schimel, Bennett (1); Smolen, Kyle (1); Kirwan, Ryan (1); AF: Cosentino, Clayton (2); Gibbons, Brenden (2)

Scoring Summary

Period	Time	Team	Scored By	Assisted By	Type	ASU	AF
1st	00:27	ASU	Schimel, Bennett	Beck, Noah, Potter, Cullen	EV, PG	1	0
1st	05:31	ASU	Smolen, Kyle	Beck, Noah, Jackson, Dylan	EV	2	0
1st	18:59	AF	Gibbons, Brenden	McCormick, Mason	EV	2	1
2nd	09:24	AF	Cosentino, Clayton	Schwartz, Austin, Remissong, Nick	EV	2	2
3rd	19:01	ASU	Kirwan, Ryan	Schimel, Bennett, Dowd, Anthony	EV	3	2
3rd	19:32	AF	Gibbons, Brenden	McCormick, Mason, Cosentino, Clayton	EA	3	3
OT	02:44	AF	Cosentino, Clayton	Remissong, Nick, Heddes, Chris	PP, OT, SD, GW	3	4

Arizona St. Power Plays

Period	Start	End	Elapsed	Shots	Opp-Shots	PPG
1st	03:06	05:06	02:00	1	0	--
2nd	04:12	05:28	01:16	0	2	--
2nd	16:41	17:09	00:28	0	0	--
			08:44	1	2	0/3

Air Force Power Plays

Period	Start	End	Elapsed	Shots	Opp-Shots	PPG
2nd	06:12	07:28	01:16	0	0	--
2nd	18:41	19:09	00:28	2	0	--
2nd	19:14	01:14	02:00	3	0	--
4th	02:33	02:44	00:11	1	0	PPG
			08:56	6	0	1/4

Penalty Summary

Period	Team	Player	Min	Offense	Type	Time	PP
1st	AF	Cunningham, Nolan	02:00	Interference	MINOR	03:06	PP
2nd	AF	Dubois, Owen	02:00	Hitting from behind	MINOR	04:12	PP
2nd	ASU	Potter, Cullen	02:00	Slashing	MINOR	05:28	PP
2nd	AF	Remissong, Nick	02:00	Slashing	MINOR	16:41	PP
2nd	AF	Kirwan, Ryan	02:00	Interference	MINOR	17:09	PP
2nd	ASU	Smolen, Kyle	02:00	Hitting from behind	MINOR	19:14	PP
4th	ASU	Schimel, Bennett	02:00	Holding	MINOR	02:33	PP

Game 3

Game 4

2024-25 Men's Ice Hockey

Box Score Report

Oct 11, 2024, Start Time: 03:30 PM, Mullet Arena, Tempe, Arizona

Attendance: 0

Game duration: --

MICHIGAN (1-1-0) VS ARIZONA ST. (1-1-0)

Box score

Period	Time	Team	Scored By	Assists	Visitors on ice	Home on ice
1st	18:17	Michigan	EV	Garrett Schilly/2	Josh Eernisse/1	G1, 27, 15, 17, 4, 13
2nd	00:45	Michigan	SH	Garrett Schilly/3	Jackson Hallum/1	G1, 27, 15, 17, 21
2nd	03:20	Michigan	PP	Michael Hager/2	T.J. Hughes/1	G1, 27, 15, 19, 14, 13
3rd	14:29	Arizona St	PP	Ty Jackson/1	Dylan Jackson/3	G1, 63, 5, 22, 21
3rd	18:40	Arizona St	SH, EN	Garrett Schilly/4	Mark Estapa/1	G1, 5, 73, 17, 94

Goals by period

Period	1	2	3	Total
Michigan	1	2	1	4
Arizona St	0	0	1	1

Shots by period

Period	1	2	3	Total
Michigan	13	11	9	33
Arizona St	12	9	15	36

Team summary

Wolverines

#	Player	G	A	P	PM	BL	SH	+	-
1	Logan Stein	0	0	0	0	0	0	0	0
2	Hunter Hady	0	0	0	0	0	0	0	0
3	Tyler Duke	0	0	0	0	2	1	2	2
4	Josh Eernisse	0	0	0	1	2	0	1	1
5	Dakota Rhineame-Mullen	0	0	0	0	1	1	0	0
6	William Whitelaw	0	0	0	4	0	5	0	0
7	Nick Moldenhauer	0	0	0	0	0	0	0	0
8	T.J. Hughes	0	0	0	0	0	2	1	1
9	Jacob Truscott	0	0	0	2	1	1	1	1
10	Garrett Schilly	3	0	0	0	3	0	3	3
11	Michael Hager	1	0	0	1	0	1	0	0
12	Jackson Hallum	0	0	0	2	1	3	1	1
13	Philip Lapointe	0	0	0	0	1	1	0	0
14	Christian Humphreys	0	0	0	0	0	0	0	0
15	Tim Lovell	0	0	0	1	4	1	1	1
16	Andrew Albano	0	0	0	0	0	0	0	0
17	Cameron Korpi	0	0	0	0	0	0	0	0
18	Kieran Draper	0	0	0	0	0	0	0	0
19	Lucas Farrell	0	0	0	0	0	0	0	0
20	Ethan Edwards	0	0	0	0	0	0	0	0
21	Evan Werner	0	0	0	0	0	0	0	0
22	Mark Estapa	0	0	0	0	0	0	0	0
Total		4	5	9	24	30	33	13	13

Arizona St.

#	Player	G	A	P	PM	BL	SH	+	-
1	Luke Pavlich	0	0	0	0	0	0	0	0
2	Noah Beck	0	0	0	0	2	1	3	0
3	Ty Murchison	0	0	0	0	12	2	2	-1
4	Joel Kjelberg	0	0	0	0	0	1	0	0
5	Anthony Dowd	0	0	0	0	0	1	1	0
6	Benji Eckler	0	0	0	0	0	0	0	0
7	Cullen Potter	0	0	0	0	0	0	1	-3
8	Dylan Jackson	0	0	0	0	1	1	0	0
9	Ty Jackson	3	0	0	0	1	0	1	0
10	Ethan Semajal	0	0	0	0	0	0	1	-1
11	David Hymovitch	0	0	0	0	0	0	1	0
12	Bennett Schimel	0	0	0	0	0	0	5	-3
13	Kyle Smolen	0	0	0	0	0	0	1	-1
14	Cole Gordon	0	0	0	0	0	0	0	0
15	Gibson Homer	0	0	0	0	0	0	0	0
16	Sam Court	0	0	0	0	0	0	1	-2
17	Zakari Brice	0	0	0	0	0	0	0	0
18	Ryan Schimel	0	0	0	0	2	0	0	0
19	Lukas Sillinger	0	0	0	0	0	0	1	-2
20	Braden Boser	0	0	0	0	0	0	2	0
21	Tony Achille	0	0	0	0	0	0	0	0
22	Ryan Kirwan	0	0	0	0	0	0	0	0
Total		1	1	1	2	18	16	36	-16

Power play goals-ATT (SH)

Period	Michigan	Arizona St
1st	0-0(0)	0-0(0)
2nd	1-2(1)	0-2(0)
3rd	0-0(0)	1-3(7)
Total	1-2(1)	1-3(7)

Penalty minutes

Period	Michigan	Arizona St
1st	5:0	0:0
2nd	1:0	2:4
3rd	6:20	3:54
Total	8:24	5:58

Three stars

Officials

Referee: Nathan Weller

Referee: Stan Securak

Linesman: Chris Zorza

Linesman: Mike Sarter

Goaltenders

Wolverines

#	Player	Min	GA	1	2	3	Saves
1	Logan Stein	58:40	1	12	9	14	35
TM	EMPTY NET	00:33	1	0	0	0	0

Arizona St.

#	Player	Min	GA	1	2	3	Saves
31	Gibson Homer	58:07	3	12	9	8	29
TM	EMPTY NET	00:33	1	0	0	0	0

2024-25 Men's Ice Hockey

Box Score Report

Oct 12, 2024, Start Time: 03:00 PM, Mullet Arena, Tempe, Arizona

Attendance: 5354

Game duration: 2:35

MICHIGAN (2-1-1) VS ARIZONA ST. (1-2-1)

Box score

Period	Time	Team	Scored By	Assists	Visitors on ice	Home on ice
1st	04:45	Michigan	EV	Tyler Duke/2	Tim Lovell/2 William Whitelaw/1	G31, 27, 5, 8, 9, 19
2nd	14:26	Arizona St	EV	Dylan Jackson/2	Anthony Dowd/2 Lukas Sillinger/2	G31, 63, 73, 6, 33
3rd	06:13	Michigan	EV	Philip Lapointe/1	Garrett Schilly/1 T.J. Hughes/2	G31, 27, 5, 22, 17, 13
3rd	14:26	Michigan	EV	Michael Hager/3	-	G31, 63, 15, 8, 91, 19
3rd	19:01	Arizona St	PP, EA	Noah Beck/1	Lukas Sillinger/3 Cullen Potter/2	G31, 73, 17, 9, 4, 94
3rd	19:16	Arizona St	EA	Cullen Potter/2	-	G31, 63, 15, 17, 6, 13

Goals by period

Period	1	2	3	OT1	Total
Michigan	0	1	2	0	3
Arizona St	0	1	2	0	3

Shots by period

Period	1	2	3	OT1	Total
Michigan	7	7	14	6	34
Arizona St	11	11	8	1	31

Team summary

Wolverines

#	Player	G	A	P	PM	BL	SH	+	-
1	Logan Stein	0	0	0	0	0	0	0	0
2	Hunter Hady	0	0	0	0	0	0	0	0
3	Tyler Duke	1	0	0	0	1	2	2	2
4	Josh Eernisse	0	0	0	0	0	1	-2	2
5	Dakota Rhineame-Mullen	0	0	0	0	2	1	0	0
6	William Whitelaw	0	1	1	4	1	7	2	1
7	Nick Moldenhauer	0	0	0	0	0	0	0	0
8	T.J. Hughes	0	0	0	0	0	0	2	3
9	Jacob Truscott	0	0	0	0	0	0	0	0
10	Garrett Schilly	0	0	0	0	0	0	0	0
11	Michael Hager	1	0	0	1	0	1	0	0
12	Jackson Hallum	0	0	0	0	0	0	0	0
13	Philip Lapointe	1	0	0	0	0	1	0	0
14	Christian Humphreys	0	0	0	0	0	0	0	0
15	Tim Lovell	0	0	0	0	0	0	0	0
16	Andrew Albano	0	0	0	0	0	0	0	0
17	Cameron Korpi	0	0	0	0	0	0	0	0
18	Kieran Draper	0	0	0	0	0	0	0	0
19	Lucas Farrell	0	0	0	0	0	0	0	0
20	Ethan Edwards	0	0	0	0	0	0	0	0
21	Evan Werner	0	0	0	0	0	0	0	0
22	Mark Estapa	0	0	0	0	0	0	0	0
Total		3	4	17	10	17	34	6	6

Arizona St.

#	Player	G	A	P	PM	BL	SH	+	-
1	Luke Beck	1	0	1	0	2	3	1	1
2	Ty Murchison	0	0	0	0	7	0	0	0
3	Joel Kjelberg	0	0	0	0	1	0		

2024-25 BOX SCORES

Game 5

Game 6

Arizona St. (1-3-1) -vs- Providence (1-1-0)

10/18/2024 at Providence, Rhode Island

Date: 10/18/2024
Start: 07:00 PM
Time: 0
Attendance: 3,030
Location: Providence, Rhode Island
Officials: Referee: Jim Curtis; Referee: Jeremy Tufts; Linesman: Nick Briqanti; Linesman: Connor Foley

Goals By Period	1	2	3	Total
Arizona St.	0	0	1	1
Providence	2	1	1	4

ASU: Kirwan, Ryan (1)
PRO: Adams, Tanner (3); Will, Logan (1)

Scoring Summary

Period	Time	Team	Scored By	Assisted By	Type	ASU	PRO
1st	03:17	PRO	Adams, Tanner	Malinowski, Hudson	E.V. FG	0	1
1st	13:02	PRO	Adams, Tanner	Poisson, Nick; Harding, Taige	EV, GW	0	2
2nd	10:05	PRO	Will, Logan	May, Austen; Elgor, Will	EV	0	3
3rd	04:52	ASU	Kirwan, Ryan	Schimek, Bennett	EV	1	3
3rd	18:00	PRO	Adams, Tanner	Yoder, Chase; Poisson, Nick	EN, HT	1	4

Arizona St. Power Plays

Prd	Start	End	Elapsed	Shots	Opp-Shots	PPG
1st	16:04	18:04	02:00	1	1	--
2nd	18:29	00:29	02:00	1	0	--
	04:00			2	1	0/2

Providence Power Plays

Prd	Start	End	Elapsed	Shots	Opp-Shots	PPG
2nd	10:53	12:53	02:00	1	0	--
	02:00			1	0	0/1

Penalty Summary

Period	Team	Player	MIN	Offense	Type	Time	PP
1st	PRO	Centrella, Andrew	02:00	Hooking	MINOR	16:04	PP
2nd	ASU	Murchison, Ty	02:00	Holding	MINOR	10:53	PP
2nd	PRO	Connelly, Trevor	02:00	Holding	MINOR	18:29	PP

Arizona St. (1-4-1) -vs- Providence (2-1-0)

10/19/2024 at Providence, Rhode Island

Date: 10/19/2024
Start: 04:00 PM
Time: 0
Attendance: 2,360
Location: Providence, Rhode Island
Officials: Referee: Jim Curtis; Referee: Jeremy Tufts; Linesman: Nick Briqanti; Linesman: Connor Foley

Goals By Period	1	2	3	Total
Arizona St.	0	0	1	1
Providence	0	0	2	2

ASU: Kirwan, Ryan (1)
PRO: Malinowski, Hudson (1); Harding, Taige (1)

Scoring Summary

Period	Time	Team	Scored By	Assisted By	Type	ASU	PRO
3rd	05:54	PRO	Malinowski, Hudson	Poisson, Nick; Adams, Tanner	EV, FG	0	1
3rd	15:19	PRO	Harding, Taige	Malinowski, Hudson	EV, GW	0	2
	19:23	ASU	Kirwan, Ryan	Jackson, Ty; Beck, Noah	EA	1	2

Penalty Summary

Period	Team	Player	MIN	Offense	Type	Time	PP
1st	ASU	Schimek, Bennett	02:00	Slashing	MINOR	05:37	PP
1st	ASU	Beck, Noah	02:00	Holding	MINOR	08:56	PP
1st	PRO	Kivioja, Aleksi	02:00	Holding	MINOR	11:48	PP
2nd	PRO	Machu, Tomas	02:00	Cross Checking	MINOR	16:56	PP
2nd	ASU	Eckerle, Benji	02:00	Cross Checking	MINOR	16:56	PP

Game 7

Game 8

Arizona St. (3-4-1) -vs- Northern Mich. (1-5-0)

10/26/2024 at Marquette, Michigan

Date: 10/26/2024
Start: 03:07 PM
Time: 0
Attendance: 2,772
Location: Marquette, Michigan
Officials: Referee: Rick Nelson; Referee: Tyler Olson; Linesman: Eric Proberg; Linesman: Jamie Grace

Goals By Period	1	2	3	Total
Arizona St.	0	2	2	4
Northern Mich.	0	0	0	0

ASU: Kirwan, Ryan (2)
NNU:

Scoring Summary

Period	Time	Team	Scored By	Assisted By	Type	ASU	NMU
2nd	10:06	ASU	Kirwan, Ryan	Schimek, Bennett; Court, Sam	PP, FG, GW	1	0
3rd	19:11	ASU	Kirwan, Ryan	Smolen, Kyle	LV	2	0

Arizona St. Power Plays

Prd	Start	End	Elapsed	Shots	Opp-Shots	PPG
1st	03:48	03:48	02:00	1	0	--
1st	08:00	08:03	00:03	0	0	--
1st	09:35	10:00	00:25	1	0	--
3rd	10:03	11:25	01:22	0	0	--
1st	16:16	18:16	02:00	3	0	--
3rd	19:40	19:06	00:26	2	0	PPG
	06:26			7	0	1/6

Northern Mich. Power Plays

Prd	Start	End	Elapsed	Shots	Opp-Shots	PPG
2nd	06:46	08:46	02:00	2	1	--
3rd	25:59	07:59	02:00	0	0	--
	04:00			2	1	0/2

Penalty Summary

Period	Team	Player	MIN	Offense	Type	Time	PP
1st	NPU	Ardenaz, Nicolas	02:00	Interfere from behind	MINOR	01:48	PP
1st	NPU	Larsson, Kasperus	02:00	Knocking over officials	MINOR	08:00	PP
1st	ASU	Potter, Cullen	02:00	Interference	MINOR	08:03	PP
1st	NPU	Bolduc, Medrick	02:00	Tripping	MINOR	09:35	PP
1st	NPU	Mitchell, Trevor	02:00	Cross Checking	MINOR	16:16	PP
2nd	ASU	Eckerle, Benji	02:00	Tripping	MINOR	06:46	PP
2nd	ASU	ILDM	02:00	Too many players on ice	MINOR	05:59	PP
2nd	NPU	Dal, Grevdon	02:00	Bourding	MINOR	15:00	PP

Arizona St. (2-4-1) -vs- Northern Mich. (1-4-0)

10/25/2024 at Marquette

Date: 10/25/2024
Start: 07:07 PM
Time: 0
Attendance: 2,576
Location: Marquette
Officials: Referee: Rick Nelson; Referee: Tyler Olson; Linesman: Eric Proberg; Linesman: Jamie Grace

Goals By Period	1	2	3	Total
Arizona St.	1	0	2	3
Northern Mich.	1	0	0	1

ASU: Eckerle, Benji (1); Schimek, Bennett (1); Kirwan, Ryan (1)
NNU: Cliche, Anthony (1)

Scoring Summary

Period	Time	Team	Scored By	Assisted By	Type	ASU	NMU
1st	12:50	ASU	Schimek, Bennett	Sillinger, Lukas; Beck, Noah	EV, FG	1	0
1st	17:05	NMU	Cliche, Anthony	Pearl, Tyrus; Ciccarella, Danny	EV	1	1
3rd	16:59	ASU	Kirwan, Ryan	Jackson, Dylan; Sillinger, Lukas	DP, EA, GW	2	1
	19:52	ASU	Eckerle, Benji	Shlarne, Artem; Murchison, Ty	EN	3	1

Arizona St. Power Plays

Prd	Start	End	Elapsed	Shots	Opp-Shots	PPG
2nd	04:37	06:37	02:00	2	0	--
2nd	14:25	19:25	05:00	4	0	--
	07:00			6	0	0/2

Northern Mich. Power Plays

Prd	Start	End	Elapsed	Shots	Opp-Shots	PPG
3rd	11:46	13:46	02:00	1	0	--
	02:00			1	0	0/1

Penalty Summary

Period	Team	Player	MIN	Offense	Type	Time	PP
2nd	NMU	Altichter, Jakob	02:00	Slashing	MINOR	04:37	PP
2nd	NMU	Bolduc, Medrick	05:00	Charging	MAJOR	14:25	PP
3rd	ASU	Boser, Brasen	02:00	Holding	MINOR	11:46	PP

2024-25 BOX SCORES

Game 9

Arizona St. (3-5-1, 0-1-0) vs- Colorado Col. (7-0-0, 1-D-0)
11/08/2024 at Colorado Springs, Colorado

Date: 11/08/2024
Start: 07:00 PM
Time: 0
Attendance: 3,690
Location: Colorado Springs, Colorado
Officials: Referee: Ryan Hervey; Referee: Andrew Wilk; Linesman: Seth Muto; Linesman: Eric McDonald

Goals By Period	1	2	3	OT 1	Total
Arizona St.	1	1	1	0	3
Colorado Col.	2	0	1	1	4

ASU: Beck, Noah (1); Jackson, Dylan (1); Alexander, Ryan (1)
COL: Wadsworth, Zachary (1); Burkholder, Max (1); Veinbergs, Kļavs (1); Cooley, Stanley (1)

Scoring Summary

Period	Time	Team	Scored By	Assisted By	Type	ASU	COL
1st	03:59	COL	Burkholder, Max	Veinbergs, Kļavs, Montgomery, Drew	PP, PG	0	1
1st	11:45	COL	Veinbergs, Kļavs	Link, Bret	EV	0	2
1st	18:16	ASU	Alexander, Ryan	Edoarte, Benji, Dowd, Anthony	EV	1	2
2nd	06:40	ASU	Jackson, Dylan	Beck, Noah, Jackson, Ty	EV	2	2
3rd	07:17	ASU	Beck, Noah	Potter, Cullen, Smolen, Kyle	PP	3	2
3rd	19:03	COL	Cooley, Stanley	Gallagher, Ty, Link, Bret	EA	3	3
OT	01:44	COL	Wadsworth, Zachary	Burkholder, Max	EV, OT, SO, GW	3	4

Arizona St. Power Plays

Per	Start	End	Elapsed	Shots	Opp-Shots	PPG
1st	15:56	17:56	02:00	0	0	--
1st	20:00	02:00	02:00	2	0	--
2nd	06:58	07:17	00:19	1	0	PPG
2nd	06:58	07:17	00:19	3	0	1/3

Colorado Col. Power Plays

Per	Start	End	Elapsed	Shots	Opp-Shots	PPG
1st	02:44	03:59	01:15	1	0	PPG
3rd	10:44	12:44	02:00	1	0	--
3rd	10:44	12:44	02:00	2	0	1/2

Penalty Summary

Period	Team	Player	MIN	Offense	Type	Time	PP
1st	ASU	Gordon, Cole	02:00	Cross Checking	MINOR	02:44	PP
1st	COL	Stuart, Riley	02:00	Interference	MINOR	15:56	PP
1st	COL	Montgomery, Drew	02:00	Slashing	MINOR	20:00	PP
3rd	ASU	Court, Sam	02:00	Slashing	MINOR	01:46	PP
3rd	COL	Versmew, Gabe	02:00	Embellishment	MINOR	01:46	PP
3rd	COL	Ströbel, Charlie	02:00	Boarding	MINOR	06:53	PP
3rd	ASU	Jackson, Dylan	02:00	Holding	MINOR	10:44	PP

Game 10

Arizona St. (3-6-1, 0-2-0) vs- Colorado Col. (8-0-0, 2-D-0)
11/09/2024 at Colorado Springs, Colorado

Date: 11/09/2024
Start: 06:00 PM
Time: 0
Attendance: 3,710
Location: Colorado Springs, Colorado
Officials: Referee: Ryan Hervey; Referee: Andrew Wilk; Linesman: Dylan Payer; Linesman: Eric McDonald

Goals By Period	1	2	3	Total
Arizona St.	0	0	1	1
Colorado Col.	1	0	2	3

ASU: Hymovitch, David (1)
COL: Cooley, Tyler (1); Veinbergs, Kļavs (1); Montgomery, Drew (1)

Scoring Summary

Period	Time	Team	Scored By	Assisted By	Type	ASU	COL
1st	10:41	COL	Montgomery, Drew	Wadsworth, Zachary, Burkholder, Max	PP, PG	0	1
3rd	11:20	COL	Cooley, Tyler	Cooley, Stanley	EV, GW	0	2
3rd	19:16	ASU	Hymovitch, David	Smolen, Kyle, Jackson, Ty	EA	1	2
3rd	19:50	COL	Veinbergs, Kļavs	Link, Bret, Lindberg, Gavin	EN	1	3

Arizona St. Power Plays

Per	Start	End	Elapsed	Shots	Opp-Shots	PPG
1st	06:59	08:59	02:00	2	0	--
2nd	08:54	09:55	01:01	1	0	--
2nd	19:52	01:52	02:00	2	1	--
2nd	19:52	01:52	02:00	5	1	0/3

Colorado Col. Power Plays

Per	Start	End	Elapsed	Shots	Opp-Shots	PPG
1st	10:26	10:41	00:16	1	0	PPG
1st	11:25	13:26	02:00	0	0	--
2nd	02:48	04:48	02:00	1	0	--
2nd	06:54	07:55	01:01	0	0	--
2nd	06:54	07:55	01:01	2	0	1/4

Penalty Summary

Period	Team	Player	MIN	Offense	Type	Time	PP
1st	COL	Versmew, Gabe	02:00	Slashing	MINOR	06:59	PP
1st	ASU	Kjellberg, Joel	02:00	Tripping	MINOR	10:25	PP
1st	ASU	Smolen, Kyle	02:00	Cross Checking	MINOR	11:26	PP
2nd	ASU	Ness, Tucker	02:00	Tripping	MINOR	02:48	PP
2nd	ASU	Dowd, Anthony	02:00	Interference	MINOR	06:54	PP
2nd	COL	Burkholder, Max	02:00	Interference	MINOR	07:55	PP
2nd	COL	Gallagher, Ty	02:00	Tripping	MINOR	19:01	PP

Game 11

2024-25 Men's Ice Hockey
Box Score Report

Nov 16, 2024, Start time: 07:00 PM, Mullett Arena, Tempe, Arizona
Attendance: 0

Game duration: 21:32

OMAHA (3-6-0, 1-2-0)

VS

ARIZONA ST. (3-7-1, 0-3-0)

Box score

Per	Time	Team	Scored by	Assists	Visitors on ice	Home on ice
1st	17:53	Omaha	EV Chase LaPinta/1	Cam Mitchell/1	G30, 12, 7, 29, 3, 25	G1, 16, 5, 14, 92, 8
2nd	05:58	Arizona St	EV Ty Jackson/2	Ryan Kinwau/2 Brasen Boser/1	G30, 2, 46, 6, 17, 23	G1, 9, 74, 14, 92, 8
1st	16:15	Omaha	PP Charlie Lurie/1	Dylan Gratton/3 Harrison Israels/1	G30, 46, 24, 9, 26, 23	G1, 16, 5, 11, 25
4th	03:49	Arizona St	PP Anthony Dowd/1	Lukas Slinger/6 Sam Court/2	G30, 12, 46, 3, 25	G1, 9, 37, 61, 14, 18
4th	16:49	Omaha	EV Sam Stange/3	Griffin Ludtke/2	G30, 10, 7, 29, 3, 25	G1, 74, 5, 14, 92, 8
6th	18:53	Omaha	EN Zach Urdahl/5	Brook Bremer/2	G30, 10, 5, 6, 26, 22	2, 61, 14, 92, 8, 12

Team summary

Mavericks										Sun Devils									
#	Player	G	A	P	PM	BL	SH	+/+		#	Player	G	A	P	PM	BL	SH	+/+	
2	Aiden Gallagher	0	0	0	0	2	1	0	-1	1	Luke Pavlic	0	0	0	0	0	0	0	0
3	Sam Stange	1	0	1	1	0	0	2	2	2	2	Nolan Beck	0	0	0	0	0	0	0
5	Joe Gramer	0	0	0	0	2	3	1	1	3	3	Ty Marchion	0	0	0	2	4	1	1
6	Zach Urdahl	1	0	1	1	0	0	2	0	7	Joel Kjellberg	0	0	0	0	1	1	0	0
7	Griffin Ludtke	0	1	1	1	0	3	2	2	8	Artem Shalagin	0	0	0	0	0	0	-2	-2
8	Marcus Broberg	0	0	0	0	1	0	0	0	9	Bentley Eckhardt	1	1	0	1	0	0	0	1
9	Brady Risk	0	0	0	0	1	1	0	0	10	Tucker News	0	0	0	0	0	0	0	0
10	Jacob Guevin	0	0	0	0	0	2	1	2	11	Benji Berke	0	0	0	2	0	0	0	0
12	Nolan Krenzen	0	0	0	0	0	1	1	1	12	Cullen Potter	0	0	0	0	0	0	0	-1
13	Jacob Slipek	0	0	0	0	0	0	0	0	14	Ty Jackson	1	0	1	1	0	0	0	0
17	Alex Van Houtte-Cachero	0	0	0	0	1	0	1	-1	15	Elaine Smagala	0	0	0	0	0	0	0	-1
21	Tyler Rollwagen	0	0	0	0	0	4	0	0	16	Chase LaPinta	0	0	0	0	0	0	0	0
22	Jimmy Glynn	0	0	0	0	0	0	0	1	25	Kyle Senn	0	0	0	0	0	0	0	0
23	Harrison Israels	0	1	1	1	0	1	1	-1	26	Cole Gordon	0	0	0	0	0	0	0	0
24	Charlie Lurie	1	0	1	1	0	0	3	0	27	Sam Court	0	1	1	1	0	0	0	0
30	Cam Mitchell	0	0	0	0	0	2	2	2	38	Cole Klink	0	0	0	0	0	0	0	0
36	Brook Bremer	0	1	1	1	0	1	0	1	39	Ryan Meiler	0	0	0	0	0	0	0	0
29	Chase LaPinta	1	0	1	1	0	1	2	1	61	Luke Stiller	0	1	1	1	0	2	1	-1
30	Simon Latoczy	0	0	0	0	0	0	0	0	74	Brasen Bosow	0	1	1	1	0	0	0	0
46	Dylan Gratton	0	1	1	1	0	0	0	-1	92	Ryan Kirwan	0	0	0	0	0	0	0	-2
1	Will Craig								dnp	30	Chase Hamm								dnp
35	Kevin Redder								dnp	31	Gibson Hume								dnp
Totals: 4 : 5 : 9 : 6 : 16 : 23 : 10										Totals: 2 : 4 : 6 : 6 : 12 : 43 : 11									

Goalenders

#	Player	Min	GA	1	2	3	Saves
30	Simon Latoczy	59:57	2	11	13	17	41
TM	EMPTY NET	00:03	0	0	0	0	0
Win - Simon Latoczy (3-6-0)							

Goals by period

Team	1	2	3	Tot
Omaha	1	1	2	4
Arizona St	0	1	1	2

Shots by period

Team	1	2	3	Tot
Omaha	5	13	5	23
Arizona St	11	14	18	43

Power play goals-ATT (SH)

Period	Omaha	Arizona St
1st	0-1(0)	0-0(0)
2nd	1-2(1)	0-3(2)
3rd	0-0(0)	1-2(1)
Total	1-3(1)	1-3(3)

Penalty minutes

Period	Omaha	Arizona St
1st	0-0	2-4
2nd	2-4	1-2
3rd	1-2	0-0
Total	3-6	3-6

Three stars

1. Anthony Dowd
2. Ty Jackson
3. Simon Latoczy

Referee: Daniel Drager
Linesman: Michael Sheehan
Linesman: Andrew Gaggin
Linesman: Eric Anderson

Referee's Signature _____

Game 12

2024-25 Men's Ice Hockey
Box Score Report

Nov 16, 2024, Start time: 05:00 PM, Mullett Arena, Tempe, Arizona
Attendance: 5025

Game duration: -

OMAHA (3-6-0, 1-2-0)

VS

ARIZONA ST. (3-7-1, 0-3-0)

Box score

Per	Time	Team	Scored by	Assists	Visitors on ice	Home on ice
1st	13:36	Arizona St	EV Artem Shlaine/1	Kyle Smolen/4 Ryan Alexander/1	G35, 10, 7, 24, 13, 27	G1, 2, 74, 53, 25, 8
2nd	03:49	Omaha	EV Sam Stange/4	Harrison Israels/2 Neah Ellis/2	G35, 15, 46, 29, 3, 23	G1, 37, 2, 61, 23, 12
3rd	07:32	Arizona St	EV Ryan Alexander/2	Kyle Smolen/5 Anthony Dowd/4	G35, 10, 7, 9, 17, 27	G1, 9, 74, 53, 25, 8
4th	01:18	Arizona St	EV David Hymovitch/2	Ryan Kinwau/3 Ty Jackson/5	G35, 10, 5, 21, 13, 22	G1, 9, 74, 92, 18, 14
5th	12:22	Omaha	EV Marcus Broberg/1	Brady Risk/1 Sam Stange/1	G35, 12, 8, 9, 3, 23	G1, 7, 5, 53, 25, 8

Team summary

Men's Hockey										Sun Devil									
#	Player	G	A	P	PM	BL	SH	+/+		#	Player	G	A	P	PM	BL	SH	+/+	
1	Will Craig	0	0	0	0	0	0	0	0	1	Luke Pavlicic	0	0	0	0	0	0	0	0
3	Sam Stange	1	1	2	0	1	4	2	2	2	Noah Beck	0	0	0	2	1	1	1	1
5	Joe Gramer	0	0	0	2	0	0	1	1	3	Ty-Michael	0	0	0	2	0	1	1	1
7	Griffin Ludtke	0	0	0	1	0	0	2	0	4	Justin Kibbey	0	0	0	0	0	0	0	0
8	Marcus Broberg	1	0	1	0	0	3	1	1	8	Artem Shalunov	1	0	1	0	0	0	6	1
9	Brady Risk	0	1	1	0	0	1	0	0	9	Anthony Dowd	0	1	1	0	0	0	0	2
10	Jacob Guevin	0	0	0	0	2	2	3	0	10	Tucker Ness	0	0	0	0	0	0	0	0
12	Nolan Krenzen	0	0	0	0	2	0	1	0	11	Brett Eckstein	0	0	0	0	0	0	0	0
13	Jacob Slipek	0	0	0	0	1	0	2	2	12	Cullen Foster	0	0	0	0	0	0	0	0
15	Neah Ellis	0	1	1	0	0	0	1	1	13	Tyler Jackson	0	1	1	2	0	4	1	1
17	Alexi Van Houtte-Cachero	0	0	0	2	1	1	1	1	14	David Hymowitz	1	0	1	0	0	0	0	0
21	Tyler Rollwagen	0	0	0	0	0	1	1	1	23	Bennett Smith	0	0	0	0	0	0	3	1
22	Jimmy Glynn	0	0	0	2	2	0	1	1	25	Kyle Smith	0	2	2	0	0	0	0	0
23	Harrison Israels	0	1	1	2	0	2	2	2	26	Cole Gardner	0	0	0	0	0	0	3	1
24	Charlie Lurie	0	0	0	0	3	1	1	1	30	Chase Hansen	0	0	0	0	0	0	0	0
26	Cam Mitchell	0	0	0	0	0	1	0	0	31	Gibson Homer	0	0	0	0	0	0	0	0
26	Brook Bremer	0	0	0	2	0	0	0	0	33	Sam Court	0	0	0	0	0	0	2	1
27	Ethan Williams	0	0	0	0	0	0	1	2	35	Ryan Alexander	0	0	0	0	0	0	0	0
29	Chase LaPinta	0	0	0	0	0	0	0	0	36	Lukas Stiller	0	0	0	0	0	0	0	0
30	Simon Latoczy	0	0	0	0	0	0	0	0	37	Brian Bender	0	0	0	0	0	0	0	3
35	Kevin Redder	0	0	0	0	0	0	0	0	92	Ryan Kirwan	0	1	1	0	0	0	6	1
46	Dylan Gratton	0	0	0	0	3	1	1	1										
Totals:											3	6	9	8	11	44	5		

Goals by period

Team	1	2	3	Tot
Omaha	0	1	1	2
Arizona St	1	1	1	3

Shots by period

Team	1	2	3	Tot
Omaha	4	11	7	22
Arizona St	14	16	14	44

Power play goals-ATT (SH)

Period	Omaha	Arizona St
1st	0-1(1)	0-1(0)
2nd	0-2(0)	0-2(3)
3rd	0-0(0)	0-1(0)
Total	0-3(1)	0-4(3)

Penalty minutes

Period	Omaha	Arizona St
1st	1-2	2-4
2nd	3-6	2-4
3rd	1-2	0-0
Total	5-10	4-8

Three stars

Referee: Daniel Drager
Linesman: Michael Sheehan
Linesman: Andrew Gaggin
Linesman: Eric Anderson

Referee's Signature _____

Goalenders

Goaltenders							
Mavericks							
#	Player	Min	GA	1	2	3	Saves
35	Kevin Reidler	58:17	3	13	15	13	41
TM	EMPTY NET	01:43	0	0	0	0	0

2024-25 BOX SCORES

Game 13

Arizona St. (5-7-1, 2-3-0) -vs- Denver (12-1-0, 2-1-0)
11/22/2024 at Denver, Colorado

Date: 11/22/2024
Start: 07:00 P.M.
Times: 3
Attendance: 5,334
Location: Denver, Colorado
Officials: Referee: Andrew Wilk; Referee: Brian Hanke; Linesman: Erik Cordine; Linesman: Chase McGee

Goals By Period	1	2	3	Total
Arizona St.	1	1	1	3
Denver	1	0	1	2

ASU: Shilaine, Artem (2); Schimek, Bennett (1)
DEN: King, Carter (2)

Scoring Summary

Period	Time	Team	Scored By	Assisted By	Type	ASU	DEN
1st	00:35	ASU	Shilaine, Artem	Alexander, Ryan, Smolen, Kyle	EV, FG	1	0
1st	15:33	DEN	King, Carter	Duluth, Zeev, Thompson, Aidan	PP	1	1
2nd	07:50	ASU	Schimsky, Bennett	Forney, Cullen, Stilling, Lukas	PV	2	1
3rd	15:59	DEN	King, Carter	Davies, Jack, Ruland, Zeev	PV	2	2
3rd	19:14	ASU	Shilaine, Artem	Alexander, Ryan, Ness, Tucker	PV, GW	3	2

Arizona St. Power Plays

Prd	Start	End	Elapsed	Shots	Opp-Shots	PPG
2nd	11:59	13:50	02:00	3	0	--
2nd	18:44	00:44	02:00	2	0	--
3rd	10:06	11:54	01:48	0	0	--
05:48				5	0	0/3

Denver Power Plays

Prd	Start	End	Elapsed	Shots	Opp-Shots	PPG
1st	14:23	15:33	01:10	3	0	PPG
3rd	04:29	06:29	02:00	4	0	--
3rd	08:06	09:54	01:48	2	0	--
04:58				9	0	1/3

Penalty Summary

Period	Team	Player	MIN	Offense	Type	Time	PP
1st	ASU	Smolen, Kyle	02:00	Holding	MINOR	14:23	PP
2nd	DEN	Burns, Zeev	02:00	Holding	MINOR	11:50	PP
2nd	DEN	Burns, Zeev	02:00	Holding	MINOR	18:44	PP
3rd	ASU	Kjellberg, Joel	02:00	Holding	MINOR	04:29	PP
3rd	ASU	Sillinger, Lukas	02:00	Direct contact to the head	MINOR	08:06	PP
3rd	DEN	Salmann, Sam	02:00	Interference	MINOR	09:54	PP

Game 14

Arizona State (6-7-1, 3-3-0) -vs- Denver (12-2-0, 2-2-0)
11/23/2024 at Denver, Colorado

Date: 11/23/2024
Start: 05:00 P.M.
Times: 3
Attendance: 5,490
Location: Denver, Colorado
Officials: Referee: Andrew Wilk; Referee: Brian Hanke; Linesman: Erik Cordine; Linesman: Chase McGee

Goals By Period	1	2	3	Total
Arizona State	0	1	2	3
Denver	1	1	0	2

ASU: Shilaine, Artem (2); Back, Noah (1); Forney, Cullen (1); Sillinger, Lukas (1)
DEN: Thompson, Aidan (1); Harris, Sam (1)

Scoring Summary

Period	Time	Team	Scored By	Assisted By	Type	ASU	DEN
1st	19:51	DEN	Harris, Sam	Davies, Jack, Ruland, Zeev	PP, FG	0	1
2nd	03:55	ASU	Back, Noah	Sillinger, Lukas, Schimek, Bennett	PP	1	1
2nd	10:19	ASU	Potter, Cullen	Sillinger, Lukas, Kjellberg, Joe	EV	2	1
2nd	11:11	ASU	Shilaine, Artem	Alexander, Ryan, Smolen, Kyle	EV, GW	3	1
2nd	16:40	DEN	Thompson, Aidan	Anderson, Kent, Walemski, Alex	PV	3	2
3rd	02:46	ASU	Shilaine, Artem	Kjellberg, Joe, Hymovitch, David	PV	4	2
3rd	18:04	ASU	Schimek, Bennett	Back, Noah	EN	5	2

Arizona State Power Plays

Prd	Start	End	Elapsed	Shots	Opp-Shots	PPG
1st	16:18	18:18	02:00	1	0	--
2nd	03:53	03:55	00:02	2	0	PPG
02:22				3	0	1/2

Denver Power Plays

Prd	Start	End	Elapsed	Shots	Opp-Shots	PPG
1st	18:31	19:51	01:19	3	0	--
01:19				3	0	1/1

Penalty Summary

Period	Team	Player	MIN	Offense	Type	Time	PP
1st	DEN	Burns, Zeev	02:00	Tripping	MINOR	16:18	PP
1st	ASU	Back, Noah	02:00	Interference	MINOR	18:31	PP
2nd	DEN	Potter, Cullen	02:00	Holding	MINOR	03:53	PP

Game 15

2024-25 Men's Ice Hockey
Box Score Report
Dec 06, 2024, Start Time: 06:00 PM, Mullett Arena, Tempe, Arizona
Attendance: 5017

Game duration: -

MINN. DULUTH (5-8-0, 2-4-0) VS ARIZONA ST. (6-7-1, 3-3-0)

Box score

Prd	Time	Team	Scored By	Assists	Visitors on ice	Home on ice
1st	10:10	Arizona St	Ty Jackson/3	Dylan Jackson/5 Sam Court/3	G37, 6, 20, 28, 33	G1, 9, 37, 92, 15, 14
2nd	00:52	Duluth	Dominic James/8	Max Plante/4 Jayson Shaugabay/7	G37, 2, 8, 10, 13, 17	G1, 37, 2, 53, 25, 8
3rd	05:14	Arizona St	Cullen Potter/4	Bennett Schimek/7 Lukas Sillinger/30	G37, 18, 20, 33, 24, 12	G1, 37, 2, 61, 23, 12
4th	04:06	Arizona St	Ryan Alexander/3	Artem Shilaine/2 Anthony Dowd/5	G37, 2, 8, 26, 13, 17	G1, 9, 74, 53, 25, 8
5th	05:57	Arizona St	Dylan Jackson/4	Ty Jackson/4 Ryan Kirwan/4	G37, 6, 28, 10, 15, 27	G1, 9, 74, 92, 15, 14
6th	07:58	Duluth	Max Plante/1	Zam Plante/6	G37, 6, 20, 10, 15, 27	G1, 9, 74, 61, 18, 29
7th	08:59	Duluth	Dominic James/9	Anthony Menghini/1 Aiden Dubinsky/2	G31, 6, 8, 26, 34, 17	G1, 37, 2, 53, 25, 8
8th	19:51	Arizona St	Sam Court/1	-	2, 8, 10, 15, 17, 27	G1, 37, 11, 25, 12, 8

Team summary

#	Player	G	A	P	PM	BL	SH	+/-
2	Ty Hanson	0	0	0	0	2	0	-1
6	Adam Kleber	0	0	0	0	0	3	1
8	Aaron Plonk	0	0	0	0	0	3	0
10	Max Plante	1	1	2	0	1	6	0
12	Jack Smith	0	0	0	0	0	0	-1
13	Jayson Shaugabay	0	1	1	0	1	0	0
15	Harper Benz	0	0	0	0	1	3	-1
16	Blake Bechen	0	0	0	0	1	2	0
17	Dominic James	2	0	2	0	1	4	0
18	Joey Pierce	0	0	0	0	0	5	-1
19	Riley Bodnarчук	0	0	0	0	0	0	0
20	Owen Gallatin	0	0	0	2	1	0	0
24	Kyle Bettens	0	0	0	0	0	2	-1
25	Callum Annett	0	0	0	0	1	0	0
26	Anthony Menghini	0	1	1	2	0	1	0
27	Zam Plante	0	1	1	0	1	3	-1
28	Aiden Dubinsky	0	1	1	0	1	3	-1
31	Zach Sandy	0	0	0	0	0	0	0
33	Carter Loney	0	0	0	0	0	2	-1
34	Matthew Perkins	0	0	0	0	0	1	1
37	Klayton Knapp	0	0	0	0	0	0	0
Totals: 3, 5, 8, 4, 11, 38, -6								

#	Player	G	A	P	PM	BL	SH	+/-
1	Luke Pavlich	0	0	0	0	0	0	0
2	Noah Beck	0	0	0	0	0	1	-1
5	Ty Murchison	0	0	0	0	2	5	2
7	Joel Kjellberg	0	0	0	0	0	0	0
9	Artem Shilaine	0	1	1	0	0	1	0
9	Anthony Dowd	0	1	1	0	0	1	1
10	Tucker News	0	0	0	0	0	1	0
11	Benji Eckert	0	0	0	0	0	1	0
12	Cullen Potter	1	0	1	0	0	3	2
14	Ty Jackson	1	1	2	0	0	1	1
15	Dylan Jackson	1	1	2	0	0	1	1
18	David Hymovitch	0	0	0	0	0	0	-1
21	Bennett Schimek	0	1	1	0	0	2	1
25	Kyle Smolen	0	0	0	0	1	2	0
29	Cole Gordon	0	0	0	0	0	1	-1
30	Chase Hamer	0	0	0	0	0	0	0
31	Gibson Homer	0	0	0	0	0	0	0
32	Sam Court	1	1	2	0	1	1	0
33	Ryan Alexander	1	0	1	0	1	1	-1
34	Lukas Sillinger	0	1	1	0	3	2	0
74	Braden Bosser	0	0	0	0	0	1	1
92	Ryan Kirwan	0	1	1	0	0	2	1
Totals: 5, 8, 13, 2, 14, 28, 5								

Period	Duluth	Arizona St
1st	0-0(0)	1-1(1)
2nd	0-1(1)	0-1(2)
3rd	0-0(0)	0-0(0)
Total	0-1(1)	1-2(3)

Penalty minutes

Period	Duluth	Arizona St
1st	1-2	0-0
2nd	1-2	1-2
3rd	0-0	0-0
Total	2-4	1-2

Three stars

Referee: Brandon Schmitt
Referee: Andrew Bruggeman
Linesman: Nathan Wolf
Linesman: Tyler Landman

Officials

Referee: Justin Hill
Referee: Stan Scornell
Linesman: Zachary Reese
Linesman: Colin Besch

Game 16

2024-25 Men's Ice Hockey
Box Score Report
Dec 07, 2024, Start Time: 05:00 PM, Mullett Arena, Tempe, Arizona
Attendance: 5009

Game duration: 2:37

MINN. DULUTH (5-10-0, 2-6-0) VS ARIZONA ST. (8-7-1, 5-3-0)

Box score

Prd	Time	Team	Scored By	Assists	Visitors on ice	Home on ice
1st	2nd	15:48	Arizona St	Ty Jackson/5 Noah Beck/11	G31, 18, 20, 26, 13, 17	G1, 37, 2, 92, 15, 14
2nd	05:18	Duluth	Max Plante/2	Aiden Dubinsky/4 Harper Benz/4	G31, 18, 20, 10, 15, 27	G1, 37, 2, 61, 23, 12
3rd	08:36	Arizona St	Ryan Kirwan/7	Sam Court/4 Dylan Jackson/5	G31, 6, 28, 33, 24, 12	G1, 37, 9, 92, 15, 14
4th	14:09	Duluth	EV	Zam Plante/4 Lukas Sillinger/1	G31, 8, 38, 10, 15, 27	G1, 9, 5, 15, 25, 29
5th	04:42	Arizona St	EV	Kyle Smolen/4 Noah Beck/12 Artem Shilaine/3	G31, 8, 10, 17	G1, 2, 92, 25

Team summary

#	Player	G	A	P	PM	BL	SH	+/-
2	Ty Hanson	0	0	0	0	0	1	0
6	Adam Kleber	0	0	0	0	0	2	1
8	Aaron Plonk	0	0	0	0	0	1	0
10	Max Plante	1	0	1	0	1	4	1
12	Jack Smith	0	0	0	0	2	1	-1
13	Jayson Shaugabay	0	0	0	0	2	1	-1
15	Harper Benz	0	1	1	0	0	1	2
16	Blake Bechen	0	0	0	0	0	1	0
17	Dominic James	0	0	0	0	1	2	-1
18	Joey Pierce	0	0	0	2	3	5	0
20	Owen Gallatin	0	0	0	2	1	3	0
24	Kyle Bettens	0	0	0	0	0	1	-1
25	Callum Annett	0	0	0	0	1	0	3
26	Anthony Menghini	0	0	0	0	1	2	-1
27	Zam Plante	1	0	1	0	1	4	2
28	Aiden Dubinsky	0	1	1	0	0	1	-1
31	Zach Sandy	0	0	0	0	0	0	0
33	Carter Loney	0	0	0	0	2	2	-1
34	Matthew Perkins	0	0	0	0	0	1	0
38	Lukas Sillinger	0	1	1	0	0	0	1
37	Klayton Knapp	0	0	0	0	0	0	0
Totals: 2, 3, 5, 10, 12, 35, -3								

Goalkeepers

#	Player	Min	GA	1	2	3	TOT	Saves
31	Zach Sandy	64:42	3	6	7	11	1	25
Loss - Zach Sandy (10-3-0)								

#	Player	Min	GA	1	2	3	TOT	Saves
1	Luke Pavlich	64:42	2	13	10	8	2	33
Win - Luke Pavlich (6-4-0)								

Referee's Signature _____

Referee's Signature _____

2024-25 BOX SCORES

Game 17



2024-25 Men's Ice Hockey
Box Score Report
Jan 03, 2025, Start time: 07:00 PM, Mullett Arena, Tempe, Arizona
Attendance: 4182

Game duration: 2:25

ROBERT MORRIS (8-8-2) VS ARIZONA ST. (9-7-1)

Box score

Prd	Time	Team	Scored by	Assists	Visitors on ice	Home on ice
1st	00:35	Arizona St	EV Ryan Kirwan/8	Kyle Smolen/9 Artem Shlaine/4	G31, 2, 8, 9, 24, 27	G1, 37, 2, 92, 25, 8
2nd	00:29	Arizona St	EV Ryan Kirwan/9	Noah Beck/13 Kyle Smolen/9	G31, 4, 3, 19, 29, 21	G1, 37, 2, 92, 25, 8
3rd	05:10	Arizona St	PP Cullen Potter/5	Anthony Dowd/5 Bennett Schimke/6 Joel Kjelberg/3	G31, 5, 8, 26, 27	G1, 9, 37, 92, 23, 12
4th	10:40	Arizona St	EV Cullen Potter/6	Bennett Schimke/9 Joel Kjelberg/3	G31, 3, 10, 15, 22, 14	G1, 7, 5, 82, 23, 12
5th	16:55	Colonials	PP Mitch Deestra/7	Luke van Why/8 Noah Beck/14 David Hymovitch/3	G31, 5, 3, 9, 29, 27	G1, 7, 5, 11, 29
6th	06:48	Arizona St	EV Benji Eckler/2	Bennett Schimke/10	G31, 2, 8, 19, 26, 17	G1, 37, 2, 11, 18, 29
7th	06:39	Arizona St	EV Charlie Schoon/1	Michael Felding/1 Trent Wilson/5	G31, 5, 3, 9, 29, 27	G1, 7, 5, 82, 23, 12
8th	14:51	Colonials	PP Mitch Deestra/8	Artem Shlaine/5 Tucker Ness/2	G31, 5, 3, 9, 29, 27	G1, 7, 5, 11, 25
9th	17:11	Arizona St	EV Ryan Kirwan/10	Artem Shlaine/5 Tucker Ness/2	G31, 5, 3, 15, 18, 17	G1, 7, 5, 92, 25, 8
10th	19:06	Colonials	PP Michael Craig/4	Cameron Garvey/9	G31, 2, 4, 19, 24, 21	G1, 7, 74, 23, 8

Team summary

#	Player	G	A	P	PM	BL	SH	+	-
1	Michael Craig	1	0	1	0	0	2	2	-3
2	Dominic Elliott	0	0	0	0	0	1	2	-3
3	Greg Japchen	0	0	0	0	0	5	1	-1
5	Luke van Why	0	1	1	0	0	1	0	-1
8	Gabriel Lunn	0	0	0	0	0	2	0	-3
9	Mitch Deestra	2	0	2	0	0	4	2	-2
10	J.R. Ashmead	0	0	0	0	0	0	0	-1
19	Connor Gossley	0	0	0	0	0	1	0	-2
16	George Krasits	0	0	1	0	0	1	1	-1
17	Patrick Johnson	0	0	0	2	1	1	2	-2
18	Gavin Gulash	0	0	0	2	0	1	1	-1
19	Tanner Klingbe	0	0	0	0	1	3	2	-2
21	Cameron Garvey	0	1	1	0	0	1	1	-1
22	Cody Monds	0	0	0	0	0	3	1	-1
23	Adam O'Marra	0	0	0	0	0	2	0	-1
24	Walter Zacher	0	0	0	0	0	0	0	-2
26	Brooks Bourke	0	0	0	0	1	2	1	-1
27	Trent Wilson	0	0	1	0	0	1	2	-0
29	Michael Fehling	0	1	1	0	0	1	1	-1
31	Dylan Melkun	0	0	0	0	0	0	0	0
31	Croix Kochendorf	0	0	0	0	0	0	0	0
Totals		3	4	7	4	1	15	25	-30

#	Player	G	A	P	PM	BL	SH	+	-
1	Luke Paivich	0	0	0	0	0	0	0	0
2	Noah Beck	0	2	2	2	0	1	3	-3
5	Ty Murchison	0	0	0	0	2	0	0	3
7	Joel Kjelberg	0	1	1	0	0	0	0	3
8	Artem Shlaine	0	2	2	0	0	0	1	3
9	Anthony Dowd	0	1	1	2	0	0	0	0
10	Tucker Ness	0	1	1	2	0	4	0	0
11	Benji Eckler	1	0	1	0	0	1	1	-1
12	Cullen Potter	2	0	2	0	0	1	1	2
14	Ty Jackson	0	0	0	0	0	0	0	0
15	Dylan Jackson	0	0	0	0	0	0	1	0
18	David Hymovitch	0	1	1	0	0	0	0	1
20	Bennett Schimke	0	3	3	0	0	2	2	-2
25	Kyle Smolen	0	2	2	2	0	0	3	-3
29	Cole Gordon	0	0	0	0	0	0	1	1
32	Sam Court	0	0	0	0	2	0	3	-3
41	Lukas Sillinger	0	0	0	0	0	0	1	0
74	Brasen Bosser	0	0	0	0	0	0	1	0
82	Charlie Schoon	1	0	1	0	0	0	2	-2
83	Ryan Kirwan	3	0	3	0	0	0	3	-3
31	Gibson Homer	0	0	0	0	0	0	0	0
39	Zakari Brice	0	0	0	0	0	0	0	0
Totals		7	13	20	12	6	35	30	-30

Goals by period

Team	1	2	3	Tot
Colonials	0	1	2	3
Arizona St	1	3	3	7

Shots by period

Team	1	2	3	Tot
Colonials	3	9	13	25
Arizona St	11	9	15	35

Power play goals-ATT (SH)

Period	Colonials	Arizona St
1st	0-0(0)	0-1(1)
2nd	1-4(5)	1-1(4)
3rd	2-4(4)	0-0(3)
Total	3-4(9)	1-6(8)

Penalty minutes

Period	Colonials	Arizona St
1st	1-2	0-0
2nd	1-2	4-8
3rd	0-0	2-4
Total	2-4	6-12

Three stars

- 1. Ryan Kirwan
- 2. Cullen Potter
- 3. Noah Beck

Officials

Referee: Anthony Walker
Referee: Brian Hankes
Linesman: Eric Anderson
Linesman: Colin Besch

Referee's Signature _____



Game 18



2024-25 Men's Ice Hockey
Box Score Report
Jan 04, 2025, Start time: 07:30 PM, Mullett Arena, Tempe, Arizona
Attendance: 4940

Game duration: 2:27

CORNELL (6-4-3) VS ARIZONA ST. (10-7-1)

Box score

Prd	Time	Team	Scored by	Assists	Visitors on ice	Home on ice
1st	10:23	Arizona St	EV Ty Jackson/14	Dylan Jackson/7 Lukas Sillinger/11	G30, 6, 4, 26, 17, 16	G31, 37, 2, 41, 15, 14
1st	19:34	Arizona St	EV Ryan Kirwan/11	-	G30, 6, 27, 26, 17, 16	G31, 7, 5, 92, 25, 8
3rd	11:39	Arizona St	EV Lukas Sillinger/11	Sam Court/5 Noah Beck/15	G30, 4, 3, 18, 24, 15	G31, 37, 2, 41, 15, 14
4th	19:48	Arizona St	PP Sam Court/2	Ryan Kirwan/5 Bennett Schimke/11	G30, 5, 27, 14	G31, 37, 92, 23, 12

Team summary

#	Player	G	A	P	PM	BL	SH	+	-
1	Jack O'Brien	0	1	0	0	0	1	0	-1
4	Hank Kempf	0	0	0	0	2	0	0	-2
5	Hayt Stanley	0	0	0	0	0	2	0	0
6	George Fegaras	0	0	0	0	0	3	0	-2
9	Jack O'Leary	0	0	0	0	0	1	0	0
10	Jack Kraft	0	0	0	0	0	1	0	0
12	Tim Rago	0	0	0	2	0	3	0	0
14	Ryan Walsh	0	0	0	0	0	0	1	0
15	Tyler Catalano	0	0	0	0	1	0	0	-1
16	Charles Hagar	0	0	0	0	0	4	0	-2
17	Dalton Bencroft	0	0	0	0	0	4	0	-2
18	Kyle Knovich	0	0	0	0	0	1	0	-1
19	Sullivan Mack	0	0	0	0	0	1	0	0
24	Ben Robertson	0	0	0	0	0	1	0	0
24	Nicholas Wollenberg	0	0	0	0	0	1	0	-1
26	Onyiah Petricka	0	0	0	0	1	2	0	-2
27	Michael Suda	0	0	0	0	0	1	0	-1
28	Nick Delantis	0	0	0	0	0	1	0	0
32	Ian Shane	0	0	0	0	0	0	0	0
36	Jonathan Catanga	0	0	0	0	0	1	0	0
33	Ramington Kestoppe	0	0	0	0	0	0	0	0
Totals		0	0	0	6	10	34	15	-15

Goaltenders

#	Player	Min	GA	1	2	3	Saves
30	Ian Shane	58:09	4	9	10	5	24
TM	EMPTY NET	01:51	0	0	0	0	0
Less: Ian Shane (6-4-3)							

Goals by period

Team	1	2	3	Tot
Cornell	0	0	0	0
Arizona St	2	2	0	4

Shots by period

Team	1	2	3	Tot
Cornell	8	9	17	34
Arizona St	11	12	5	28

Power play goals-ATT (SH)

Period	Cornell	Arizona St
1st	0-0(0)	0-1(1)
2nd	0-0(0)	1-1(1)
3rd	0-1(2)	0-1(1)
Total	0-1(2)	1-3(3)

Penalty minutes

Period	Cornell	Arizona St
1st	1-2	0-0
2nd	2-4	1-2
3rd	0-0	1-2
Total	3-6	2-4

Three stars

- 1. Gibson Homer
- 2. Sam Court
- 3. Lukas Sillinger

Officials

Referee: Anthony Walker
Referee: Brian Hankes
Linesman: Eric Anderson
Linesman: Colin Besch

Referee's Signature _____

