



ARIZONA STATE SUN DEVIL HOCKEY MEDIA NOTES



X @SunDevilHockey

Instagram @SunDevilHockey

f /SunDevilHockey

2024-25 SCHEDULE/RESULTS

Date	Opponent	Network	Time/Result
Oct. 4	at Air Force	FloHockey	W, 8-1
Oct. 5	at Air Force	FloHockey	L, 3-4 (OT)
Oct. 11	vs. #10 Michigan	NCHC.tv	L, 1-4 (EN)
Oct. 12	vs. #10 Michigan	NCHC.tv	T, 3-3 (OT)
Oct. 18	at #14 Providence	ESPN+	L, 1-4 (EN)
Oct. 19	at #14 Providence	ESPN+	L, 1-2
Oct. 25	at Northern Michigan	Midco	W, 3-1 (EN)
Oct. 26	at Northern Michigan	Midco	W, 2-0 (EN)
Nov. 8	at #8 Colorado College*	NCHC.tv	L, 3-4 (OT)
Nov. 9	at #8 Colorado College *	NCHC.tv	L, 1-3 (EN)
Nov. 15	vs. Omaha*	NCHC.tv	L, 2-4 (EN)
Nov. 16	vs. Omaha*	NCHC.tv	W, 3-2
Nov. 22	at #1 Denver*	NCHC.tv	W, 3-2
Nov. 23	at #1 Denver*	NCHC.tv	W, 5-2
Dec. 6	vs. Minnesota Duluth*	NCHC.tv	W, 5-3 (EN)
Dec. 7	vs. Minnesota Duluth*	NCHC.tv	W, 3-2 (OT)
Dec. 28	vs. USNTDP (exh)	NCHC.tv	W, 4-3
Dec. 29	vs. USNTDP (exh)	NCHC.tv	W, 1-0
Jan. 3	vs. Robert Morris (DHC)	NCHC.tv	W, 7-3
Jan. 4	vs. #16 Cornell DHC)	NCHC.tv	W, 4-0
Jan. 10	vs. North Dakota*	CBSSN	W, 4-1
Jan. 11	vs. North Dakota*	NCHC.tv	L, 3-4 (OT)
Jan. 17	at St. Cloud State*	NCHC.tv	W, 6-3
Jan. 18	at St. Cloud State*	NCHC.tv	W, 5-3
Jan. 24	vs. Colorado College*	NCHC.tv	W, 4-1
Jan. 25	vs. Colorado College*	NCHC.tv	L, 4-5
Jan. 31	at Miami*	NCHC.tv	4:00 p.m.
Feb. 1	at Miami*	NCHC.tv	4:00 p.m.
Feb. 7	vs. Denver*	NCHC.tv	7:00 p.m.
Feb. 8	vs. Denver*	NCHC.tv	5:00 p.m.
Feb. 14	at Minnesota Duluth*	NCHC.tv	6:07 p.m.
Feb. 15	at Minnesota Duluth*	NCHC.tv	5:07 p.m.
Feb. 21	vs. Western Michigan*	NCHC.tv	7:00 p.m.
Feb. 22	vs. Western Michigan*	NCHC.tv	5:00 p.m.
Feb. 28	at Omaha*	NCHC.tv	7:00 p.m.
Mar. 2	at Omaha*	NCHC.tv	6:00 p.m.

Mar. 14-15 NCHC Quarterfinals

Mar. 21-22 NCHC Frozen Faceoff

Times are in MST // * Conference game

Game 25-26 | #12/13 Arizona State at Miami



GOGGIN ICE CENTER
Oxford, Ohio

Friday, January 31

5:00 p.m. MST

Watch: NCHC.tv

Saturday, February 1

5:00 p.m. MST

Watch: NCHC.tv



Arizona State Sun Devils
14-9-1 Overall (9-5-0 NCHC)

Listen: Fox Sports 910

Miami RedHawks
14-19-2 Overall (0-14-0 NCHC)

SCOUTING THE SERIES

The No. 12 Arizona State hockey team (14-9-1, 9-5-0 NCHC) returns to the road with aim to extend its newfound program record for most consecutive away wins in program history at NCHC foe, Miami (3-19-2, 0-14-0 NCHC) this weekend, Jan. 31-Feb. 1. The two game series at Goggin Ice Center streams on NCHC.tv and over the airwaves with Fox Sports 910. The games will also appear on RESN with a tape delay.

The Sun Devils are in the midst of a heated three-team chase for the top spot in the National Collegiate Hockey Conference standings. ASU ranks third in the conference heading into this weekend's competition behind Western Michigan and Omaha - two teams the Sun Devils will face in the back half of February.

To leave Oxford with six conference points is crucial to protecting ASU's finish in the top four of the NCHC. Teams that finish in the top four of the conference become the hosts of the first round of NCHC playoffs and gain the coveted home ice advantage en route to the NCHC Frozen Faceoff championship.

HISTORY VS. THE REDHAWKS (0-1-1)

ASU and Miami have only met for one series in their history. ASU traveled to Oxford for a two-game series three weeks in to the start of the 2023-24 season and suffered an overtime loss and a tie to the RedHawks. On Friday night, ASU was up 4-1 before Miami made a comeback that sent the game to overtime and allowed the RedHawks to steal the game with a 5-4 victory in extra time. The second game also stretched to overtime and eventually shootouts in Gibson Homer's first NCAA game. Homer earned the shootout win but the game stood in NCAA record books as a tie.

HOBEBY BAKER NOMINEES

Three skaters on the Arizona State hockey team, Ryan Kirwan, Noah Beck and Bennett Schimek were named to the Hobey Baker Memorial Award watchlist as announced by the organization on Wednesday morning.

ROAD WARRIORS

ASU set a new program record for the longest road winning streak with four consecutive games. This streak is currently active heading into the series at Miami on Jan. 31-Feb. 1. The previous high was three and reached multiple times over the course of the team's 10-year history. The four game streak dates back to Nov. 22, 2024 and includes ASU's road sweep over then-No. 1 Denver and last weekend's sweep at then-No. 15 St. Cloud State.

PUT THE SPECIAL IN SPECIAL TEAMS

ASU has tallied a power play goal in every game since the start of the New Year for eight games straight. The streak includes 12 goals with a single game high of four PPG at then-No. 15 St. Cloud State on Jan. 18. The goals were tallied by Lukas Sillinger, Noah Beck, Ty Jackson, and Ryan Kirwan. ASU had success on the power play last weekend against the Tigers penalty kill which ranked ninth in the NCAA with a 85.9 percent success rate going into the weekend. ASU's power play finally broke into the top five and is currently tied fourth in the NCAA with a 28 percent success rate.

BE THE TRADITION

Hockey SID: Paige Shacklett
Cell Phone: (970) 946-0748
Email: paige.shacklett@asu.edu
Twitter: @paigeshacklett



2023-24 SUN DEVIL HOCKEY ROSTER

No.	Name	Pos.	S	Ht.	Wt.	Yr.	Hometown (Prev. School)
1	Luke Pavicich	G	L	6-2	195	Sr.	Clarence Center, NY/UMass Lowell (NCAA)/UMass (NCAA)/Kenai River (NAHL)
2	Noah Beck	D	L	6-3	206	Sr.	Richmond Hill, Ontatio, Canada/Clarkson (NCAA)/Fargo (USHL)
5	Ty Murchison	D	L	6-2	205	Sr.	Corona, CA/U.S. National U18 Team (USHL)
7	Joel Kjellberg	D	L	6-0	190	Fr.	Nacka, Sweden/Cedar Rapids (USHL)
8	Artem Shlaine	F	L	6-1	185	Gr.	Moskva, Russia/Northern Michigan (NCAA)/UConn (NCAA)/Muskegon (USHL)
9	Anthony Dowd	D	R	5-7	152	So.	Point Pleasant Beach, NJ/ Chicago (USHL)
10	Tucker Ness	D	R	6-3	216	Jr.	Plymouth, MN/Waterloo (USHL)
11	Benji Eckerle	F	L	5-10	181	Gr.	Northville, MI/Tri-City (USHL)
12	Cullen Potter	F	R	5-10	172	Fr.	Minneapolis, MN/U.S. National U-17
13	Hunter Mullett	F	R	6-0	160	Fr.	Hartland, WI/Islanders Hockey Club (NCDC)
14	Ty Jackson	F	L	5-8	157	Gr.	Oakville, ON/Dubuque (USHL)/Northeastern (NCAA)
15	Dylan Jackson	F	R	5-10	166	Gr.	Oakville, ON/Dubuque (USHL)/Northeastern (NCAA)
16	Ethan Szmagaj	D	R	6-0	197	Sr.	Canton, MI/Waterloo (USHL)
18	David Hymovitch	F	R	6-0	177	So.	Phoenix, AZ/Muskegon (USHL)
23	Bennett Schimek	D	R	6-0	192	Jr.	Mendota Heights, MN/Providence (NCAA)/Sioux City (USHL)
25	Kyle Smolen	F	R	5-11	165	So.	Crystal Lake, IL/ Fargo (USHL)
29	Cole Gordon	F	L	6-2	205	So.	Windsor, CO/Minnesota (NAHL)
30	Chase Hamm	G	L	5-9	165	So.	Saskatoon, SK, Canada/Arizona St. (ACHA)
31	Gibson Homer	G	L	6-5	210	R-Jr.	Grand Rapids, MI/Chicago (USHL)
37	Sam Court	D	L	5-10	184	Fr.	Winnipeg, MB, Canada/Sioux City (USHL)
39	Zakari Brice	G	L	5-11	180	Fr.	Fairbanks, AK/New Jersey Jr. Titans (NAHL)
43	Cole Helm	F	L	6-0	195	So.	Dallas, TX/ Dubuque (USHL)
51	Cruz Lucius	F	L	6-0	178	Jr.	Grant, MN/Wisconsin (NCAA)/U.S. National U18
53	Ryan Alexander	F	L	5-10	176	Jr.	Toronto, ON./Fargo (USHL)
61	Lukas Sillinger	F	L	5-11	172	Gr.	Regina, Sask./Penticton (BCHL)/Bemidji State (NCAA)
74	Brasen Boser	D	L	5-11	178	Fr.	Minot, ND/Fargo (USHL)
82	Charlie Schoen	F	R	5-10	160	Jr.	Andover, MN/Sioux City (USHL)
89	Tony Achille	F	L	6-0	175	Fr.	Hingham, MA/ Maine (NAHL)
92	Ryan Kirwan	F	L	6-2	205	Sr.	DeWitt, NY/Penn State (NCAA)/Green Bay (USHL)

Head Coach: Greg Powers
Associate Coach: Alex Hicks
Assistant Coach: Dana Borges
Assistant Coach: Mike Corbett
Director of Operations: Andrew Matheson
Strength & Conditioning Coach: Liane Blyn
Athletic Trainer: Amanda Doyle
Equipment Manager: Corby Antropik
Assistant Equipment Manager: Owen Hixon
Athletic Communications: Paige Shacklett
Sport Admins: Scott Nelson

PRONUNCIATIONS

BORGES: Boar-Jess
BRASEN BOSER: Bray-Sin Bose-ER
ECKERLE: ECK-er-LEE
HOMER: Home-ER
HYMOVITCH: Hi-Mo-VITCH
KIRWAN: Ker-WHEN
KJELLBERG: Shell-berg
PAVICICH: Pav-Uh-Sich
SCHIMEK: Shim-ICK
SCHOEN: Shane
SHLAINE: Shh-LANE
SMOLEN: Ss-MULL-In
SZMAGAJ: SHH-MAG-EE
ZACKARI: Zachary

ROSTER BREAKDOWN

By Position:	Forwards	16
	Defensemen	9
	Goaltenders	4
By Class:	Freshmen	6
	Sophomores	7
	Juniors	6
	Seniors	4
	Graduates	6
By State:	Canada	7
	Minnesota	5
	Michigan	3
	Colorado	2
	New York	2
	Illinois	1
	Alaska	1
	Arizona	1
	California	1
	Massachusetts	1
	New Jersey	1
	North Dakota	1
	Russia	1
	Sweden	1
	Texas	1
	Wisconsin	1

2024-25 Sun Devil Hockey Game Notes

RECORD BREAKDOWN

Overall Record	14-9-1
Home Record	10-4-1
Road Record	7-5-0
Last 5 Games	4-1-0
Last 10 Games	8-2-0
Scoring A Power-Play Goal	10-5-1
Not Scoring A Power-Play Goal	4-4-0
Allowing A Power-Play Goal	4-5-0
Not Allowing A Power-Play Goal	10-3-1
Scoring A Shorthanded Goal	2-1-0
Allowing A Shorthanded Goal	1-1-0
10 Or More Penalties (ASU)	0-0-0
Fewer Than 10 Penalties (ASU)	14-9-1
More Penalties Than Opponent	4-5-0
Fewer Penalties Than Opponent	8-3-0
Same Amount Of Penalties	2-1-1
In One-Goal Games	3-5-0
In Two-Goal Games	4-2-0
In Three-Goal or More Games	7-2-0
In Overtime Games	1-2-1
Scoring 4 or More Goals	9-1-0
Scoring 3 or More Goals	4-3-1
Scoring 2 or Fewer Goals	1-5-0
Allowing 4 or More Goals	0-7-0
Allowing 3 or Fewer Goals	12-2-1
Scoring First Goal Of Game	13-2-0
Opponents Score First	1-7-1
Leading After One Period	7-2-0
Trailing After One Period	1-5-0
Tied After One Period	6-2-1
Scoring First Goal Of Second Period	8-3-0
Leading After Two Periods	10-1-0
Trailing After Two Periods	0-4-0
Tied After Two Periods	3-4-1
Scoring First Goal Of Third Period	12-6-0
Having 10-19 Shots On Goal	0-0-0
Having 20-29 Shots On Goal	8-2-0
Having 30-39 Shots On Goal	4-5-1
Having 40 or More Shots On Goal	2-2-0
Allowing 10-19 Shots On Goal	1-0-0
Allowing 20-29 Shots On Goal	6-5-0
Allowing 30-39 Shots On Goal	6-4-1
Allowing 40 or More Shots On Goal	0-1-0
Outshooting Opponent	6-6-0
Opponent Outshoots ASU	5-2-1
Shots Are Even	0-0-0
October	3-4-1
November	3-3-0
December	2-0-0
January	6-2-0
February	0-0-0
March	0-0-0
First Game of the Series	8-4-0
Second Game of the Series	6-5-1
Fridays	8-4-0
Saturdays	6-5-1
Sundays	0-0-0
Games Following A Win	11-4-0
Games Following A Loss	2-4-1
Games Following A Tie	0-1-0

JERSEY BREAKDOWN



White
(4-3-1)



Maroon
(6-4-0)



Gold
(4-1-0)

TALE OF THE TAPE

Sun Devils		RedHawks
3.5 (T5th)	Goals Per Game	1.9 (T61st)
2.5 (T20th)	Goals Against Average	3.9 (61st)
10.9 (T12th)	Shots Percentage	8.3 (T53rd)
26.8% (T4th)	Power Play	18.1% (44th)
83.3% (17th)	Penalty Kill	79.8% (34th)
47.6 (48th)	Faceoff %	46.9 (55th)

2024-25 STAT LEADERS BREAKDOWN

Goals	Ryan Kirwan	16	Penalties	Ty Murchison	15
Assists	Noah Beck	19	PIM	Ty Murchison	38
Points	Ryan Kirwan	26	PPG	Noah Beck	4
Shots	Ryan Kirwan	115	SHG	Bennett Schimek	2
Shot %	Artem Shlaine	.275	GWG	Ryan Kirwan	3
BLK	Ty Murchison	58	GAA	Luke Pavicich	2.34
+/-	Noah Beck	+11	SV%	Gibson Homer	.920

SCORING BREAKDOWN

BY CLASS		CLASS LEADERS	
Class (Players)	Goals - Assists - Points	Player (Class)	Goals - Assists - Points
Freshmen (6)	10 - 16 - 23	Cullen Potter (Fr.)	8 - 5 - 13
Sophomores (7)	10 - 20 - 29	Kyle Smolen (So.)	7 - 14 - 21
Juniors (6)	14 - 22 - 32	Bennett Schimek (Jr.)	8 - 14 - 22
Seniors (4)	14 - 9 - 18	Ryan Kirwan (Sr.)	16 - 10 - 26
Graduates (6)	24 - 62 - 78	Noah Beck (Gr.)	4 - 19 - 23

RECORD VS. NCHC

TEAM	2024-25	OVERALL	LAST MEETING
COLORADO COLLEGE	1-3-0	7-5-2	L, 4-5 - Jan. 25, 2025
DENVER	2-0-0	4-9-1	W, 5-2 - Nov. 23, 2024
MIAMI	0-0-0	0-1-1	T, 1-1 (SO, W) - Oct. 28, 2023
MINNESOTA DULUTH	2-0-0	2-2-0	W, 3-2 (OT) - Dec. 7, 2024
OMAHA	1-1-0	5-7-1	W, 3-2 - Nov. 16, 2024
NORTH DAKOTA	1-1-0	2-1-0	L, 4-3 (OT) - Jan. 11, 2024
ST. CLOUD STATE	2-0-0	2-3-0	W, 5-3 - Jan. 18, 2025
WESTERN MICHIGAN	0-0-0	0-1-1	T, 2-2 - Feb. 4, 2017

NCHC CONFERENCE STANDINGS

TEAM	PTS	CONF. GP	CONF. W-L-T	OW-OL	SW	CONF. GF-GA	GP	OVERALL W-L-T	WIN%	GF-GA
Western Michigan	30	12	10-1-1	2-1	0	42-20	22	17-4-1	.818	78-40
Omaha	29	14	10-4-0	1-0	0	50-29	24	14-10-0	.583	69-53
Arizona State	28	14	9-5-0	1-2	0	51-39	24	14-9-1	.646	84-61
Denver	20	12	7-5-0	1-0	0	38-31	24	18-6-0	.750	90-47
North Dakota	20	12	7-5-0	2-1	0	38-36	23	12-10-1	.565	69-66
Minnesota Duluth	19	14	6-8-0	0-1	0	42-45	24	10-13-1	.458	70-75
Colorado College	19	14	6-7-1	2-1	1	36-39	24	12-11-1	.542	66-64
St. Cloud State	14	14	4-10-0	1-3	0	32-45	24	11-13-0	.521	54-64
Miami	1	14	0-14-0	0-1	0	20-65	24	3-19-2	.188	45-94

Each conference game is worth three (3) points in the standings. Teams are awarded three (3) points for each conference win in regulation, two (2) points for an overtime or shootout win, and one (1) point for an overtime or shootout loss. NCHC overtime wins and losses appear in both the conference record, as well as the OW and OL columns in a team's conference record. Shootouts will only occur if a game ends in a tie after the 3-on-3 overtime, with the shootout winner (SW column) earning two points and the loser getting one point, the same as an overtime win and loss.

SUN DEVIL NOTES

NOTABLES CONTINUED

-- After tallying five points against the Tigers last weekend, Ryan Kirwan stole the outright spot as the team's leading point scorer with 26 through 24 games. He boasts 16 goals and 10 assists for a 1.08 points per game average. He leads the NCHC in goals scored and ranks third in points in the conference.

-- The Sun Devil goal-scoring offense has been red hot since the New Year, tallying four or more goals in seven of eight games played thus far in 2025. The ASU fire power bumped ASU's goals per game average on the season through 24 games played to 3.5 which is tied for fifth-most in the NCAA

-- Sillinger is seven points away from reaching 150 career points. He tallied 53 in his first two seasons of collegiate hockey at Bemidji State and 90 total points in his three-year career at Arizona State.

-- After not allowing more than four goals against through 23 games, the dam broke on ASU on Saturday night against Colorado College as the Tigers were able to tally five goals against the Sun Devils. It was the first time that ASU allowed five-plus goals against since competing against then-No. 2 Denver on Nov. 11, 2023.

-- ASU leads the NCHC in players with hat tricks. No other NCHC team has had two hat tricks this season. ASU recorded hat tricks from Kirwan and Schimek.

-- With last weekend's split, the Sun Devils moved to 13-2-0 when scoring the first goal of the game. When leading after two periods, ASU is 9-1-0

-- ASU has tallied shorthanded goals in two of the last three series. Scored by Ethan Szmagaj vs. Colorado College and Artem Shlaine vs. North Dakota

ARTY - THE TWO-WAY CENTER

Artem Shlaine Currently on a six-game point scoring streak that includes 12 points (4G, 8A). In the last 13 games, he's tallied 21 points. The streak is tied for the fifth-longest point scoring streak in program history. The last ASU skater to tally 12 points in six consecutive games was Johnny Walker from Oct. 19-Nov. 3, 2018 (The point streak record is held by Josh Doan with nine goals and 16 points from Feb. 4-March 11, 2023). He tallied three goals over the weekend against North Dakota. Both of his lamplighters on Saturday were scored on special teams - one on the power play and one shorthanded. There are only four skaters in ASU history who have tallied a shorthanded goal and a power play goal in the same game (two occurred in 2024-25):

--- Artem Shlaine, vs. No. 14 North Dakota on Jan. 11, 2025 (L, 4-3 OT)

--- Bennett Schimek, vs. Air Force on Oct. 4, 2024 (W, 8-3)

--- Robert Mastrosimone, vs. Michigan Tech on Jan. 6, 2023 (L, 4-2)

--- Josh Maniscalco, vs. Alaska Fairbanks on Nov. 9, 2019 (W, 4-0)

Shlaine recorded his third multi-goal game of the season and fifth of his career in Saturday's game vs. the Fighting Hawks. He set a single game career high on Saturday night at St. Cloud State with four points from one goal and three assists. Shlaine leads the Sun Devils in shot percentage with 26.5 percent. In 18 games played and 22 points this season, Shlaine is over a point per game skater at 1.22 points per game. He reached 100 career points on Friday night vs. Colorado College (38G, 65A).

CLUTCH KIRWAN

Ryan Kirwan scored three goals over the weekend at St. Cloud State, including a game-winning goal that separated him as the top scorer in the NCHC. He continued his hold as the league's top goal-scorer with a two-goal game vs. Colorado College on Saturday night. He won NCHC Forward of the Week after a five point weekend against the Tigers. With 16 goals on the season, Kirwan is tied for fourth in the country in goals and goals per game (.64).

CAREER MILESTONE WATCH

-- The next game that Dylan Jackson skates in will become his 100th NCAA game split between a five-year career spanning two years at Northeastern and three at Arizona State

-- Sillinger is seven points away from 150 career points split between five years between Bemidji State and Arizona State. He is also seven games away from his 100th at ASU after surpassing his 150th NCAA game eight games ago. He is two assists away from breaking the program record for ASU career assists. Sillinger boasts 67 at ASU and the record is currently held by Brinson Pasichnuk (68)

-- Shlaine is eight games away from 150 in the NCAA

-- Noah Beck is three games away from 150 collegiate career games

POINT PER GAME DAWGS

-- After missing the first six games to a pre-season injury, Artem Shlaine wasted no time in taking up space at the top of ASU's scorers list. The graduate center leads the ASU team in points per game with a 1.22 average through 18 games played (9G, 13A). He notched 21 points in the past 13 games including competition against seven ranked teams.

-- Ryan Kirwan boasts a 1.08 points per game average. He tallied 15 points through eight games of 2025 so far.

-- Bennett Schimek boasts a perfect 1.00 points per game with 22 points through 22 games plated (8G, 14A)

ARIZONA STATE QUICK FACTS

Location.....	Tempe, Ariz.
Enrollment.....	103,000
Nickname.....	Sun Devils
Colors.....	Maroon & Gold
Conference.....	NCHC (Big-12 in other sports)
President.....	Dr. Michael Crow
Athletics Director.....	Graham Rossini
Arena.....	Mullett Arena
Head Coach.....	Greg Powers (17th season)
Associate Coach.....	Alex Hicks (11th season)
Assistant Coach.....	Dana Borges (2nd season)
Assistant Coach.....	Mike Corbett (1st season)
Director of Operations.....	Andrew Matheson (6th season)
Strength & Conditioning Coach.....	Liane Blyn (7th season)
Equipment Manager.....	Corby Antropik (3rd season)
Athletic Trainer.....	Amanda Doyle (1st season)
Powers' Career Record.....	309-187-37
Powers' NCAA Record.....	141-158-24

HEAD COACH GREG POWERS

Coach Powers enters his tenth season as the head coach of the Division I program in 2024-25, and his 17th overall at the helm at ASU. He was a finalist for the 2019 and 2020 Spencer Penrose Award, which is awarded to the Division I Coach of the Year. Coach Powers was also named the 2018-19 Frank Kush Sun Devil Coach of the Year, as voted on by the 26 head coaches at Arizona State. On July 7, 2022, Arizona State University and Greg Powers agreed to a five-year contract extension through the 2026-27 season. In 2023-24, Powers led the Sun Devils to a program record 24 wins on the season. Matthew Kopperud finished as an NCAA statistical leader with 17 power play goals. A true Sun Devil coached by Powers all four years of his NCAA career, Kopperud completed his time at ASU as the fourth-best career power play scorer in NCAA history with 41 through his four years in college. Lukas Sillinger also topped the charts in 2023-24 as he set the ASU program record in single season points (48). In the final year of Oceanside Arena, Powers coached ASU to five-straight wins versus USCHO.com Top-20 opponents for the first time in program history (the previous record for consecutive wins against ranked opponents was three-straight games). In 2021-22, the team boasted three of the top-10 scorers in the nation in Colin Theisen, Matthew Kopperud and Josh Doan. ASU scored 116 goals in 35 games for a 3.31 goals per game average, ranked No. 10 in the country. Under Powers, ASU became the fastest start-up collegiate hockey program to qualify for the postseason in 2018-19. At 21-13-1 and No. 10 in the Pairwise rankings, the Sun Devils made the largest jump in all of NCAA Division I year-to-year up from No. 53 at the end of 2017-18. During the 2013-14 season, Coach Powers helped guide the Sun Devils to their first-ever ACHA Division I National Championship. Himself a Sun Devil, Powers graduated from the Walter Cronkite School of Journalism in 1999 and was inducted into the ASU Hockey Player Hall of Fame in 2009. Collegiately, Greg was a three-time ACHA Division I All-American Goaltender while playing for the Sun Devils under the tutelage of Hall of Fame Head Coach Gene Hammett. The Sun Devils qualified for three national championships during Powers' four-season collegiate career, and he was named Team MVP for the 1996-1997 and 1997-1998 seasons.

GLOVES ARE OFF

#1 Luke Pavicich (Sr., G)

- Appeared in 13 games this season. Had a season-high in saves with 36 at Providence on Oct. 19
- Played in both games at #1 DU. Made 56 saves over the weekend. Saved nearly two goals above average over the expected.
- Won NCHC Goaltender of the Week after performance vs. UMD. Made 68 saves in the series

#2 Noah Beck (Gr., D)

- Nominated for the Hobey Baker Award
- Second-most points on the team with 23 (4G, 19A). The mark ranks seventh among all skaters in the NCHC
- His 19 assists is ranked third in the NCHC among all skaters
- Tied with Smolen for the team lead in PPG with 4
- Leads the team in plus/minus (+11).
- His 23 points this season is ranked 6th all-time in ASU single season history for points by a defenseman.
- Had seventh multipoint game on Saturday at SCSU (1G, 1A)

#5 Ty Murchison (Sr., D)

- Leads the team in blocks with 58 this season. The marks leads all NCHC skaters
- Tallied a massive seven blocks in Saturday night's comeback tie vs. #10 Michigan
- Career single game high for blocks is 9 vs. Boston College on Dec. 31, 2022
- Was the first California native to commit to Sun Devil Hockey in the NCAA DI era
- Named alternate captain for the 2024-25 season

#7 Joel Kjellberg (Fr., D)

- Tallied his first career assist at Air Force in his debut game, Oct. 4.
- Notched third career assist vs. RMU. Finished as a +3 (career high) in ASU's 7-3 win over the Colonials
- Tied his career high plus/minus in Friday night's game at SCSU (+3)

#8 Artem Shlaine (Gr., C)

- Currently on a six-game point scoring streak that includes 12 points (4G, 8A). In the last 13 games, he's tallied 21 points. The streak is tied for the fifth-longest point scoring streak in program history. The last ASU skater to tally 12 points in six consecutive games was Johnny Walker from Oct. 19-Nov. 3, 2018 (The point streak record is held by Josh Doan with nine goals and 16 points from Feb. 4-March 11, 2023).
- His nine goals is second-most on ASU team
- He is a 1.22 point per game player which ranks 16th in the NCAA and fourth in the NCHC
- Set a new career single game high for points on Saturday night at SCSU with four (1G, 3A)
- His shot percentage (.26) is tied fourth in NCHC and 23rd in the NCAA
- Tallied his third multi-goal night of the season in Saturday game vs. UND (all against ranked opponents - #1 DU and #14 UND)
- Went on a 6-game point scoring streak (5G, 4A) from Nov. 16-Jan. 3. Tied for fifth longest streak in program history (also tied with the streak he is currently on heading into the series at Miami).
- Put up a four-goal weekend at then-No. 1 DU, tallying both game-winning goals on each night. Scored Friday at DU opening goal just 35 seconds into play. Notched the GWG with only 45 seconds left in regulation. Won Forward of the Week after DU series
- First on the team in faceoffs (80 min attempts) with

- 199 wins to 164 losses for a .548 win percentage.
- Made his debut in the maroon and gold at NMU after missing the first six games due to injury

#9 Anthony Dowd (So., D)

- Third-highest plus/minus on team (+8)
- Second-highest point scorer in sophomore class
- Only finished as a minus twice this season after competing in all possible games for ASU

#10 Tucker Ness (Jr., D)

- Tallied first assist of the season at #1 DU and second assist of year vs. Robert Morris

#11 Benji Eckerle (Gr., F)

- Leads ASU forwards in blocks (23)
- Took the LSAT this summer and is currently applying to law school. Only hockey player enrolled in Barrett, The Honors College at ASU

#12 Cullen Potter (Fr., F)

- Enjoyed a two-point weekend at SCSU (1G, 1A)
- Tallied first career 2-goal night vs. RMU
- Put up single-game high eight shots at #8 CC on Nov. 9

#14 Ty Jackson (Gr., C)

- Put up a three-point weekend vs. UMD (1G, 2A)
- Named alternate captain for 24-25. The first time he has worn a letter in his college hockey career

#15 Dylan Jackson (Gr., F)

- The next game that he skates in will be his 100th NCAA game

#16 Ethan Szmagaj (Sr., D)

- Named 13th captain in Sun Devil Hockey history
- Scored his first career SHG vs. CC on Friday night

#18 David Hymovitch (So., F)

- Scored the game-winning goal vs. Omaha on Saturday night, his first goal in his home state
- Scored two goals in the three games (Nov. 9-16)
- The only ASU skater from the state of Arizona

#23 Bennett Schimek (Jr., F)

- Nominated for the Hobey Baker Award
- Tied (with Shlaine) for third-most points on team with 22
- Ranked top-10 in NCHC in points, assists, SHG
- Tallied three-point game vs. RMU (3A). A single game high for assists
- Tallied first career hat trick at Air Force (game 1)
- Scored two SHG and one PPG in Friday night's win at Air Force

#25 Kyle Smolen (So., F)

- Had massive weekend at SCSU with two points in each game (1G, 3A)
- Tied for most team PPG with Beck at 4
- Went on a six-game point scoring streak (1G, 7A) from Nov. 16-Jan. 3
- Put up his second 2-assist night vs. RMU
- Leads the ASU sophomore class in points, boasts fourth-most points on the team (21)
- Scored first career shorthanded goal at AF(gm. 1)

#29 Cole Gordon (So., F)

- Competed in 22 games this season
- Tallied his first career assist on Friday night at SCSU. Gordon scored four goals before every tallying an apple in NCAA play. That night he finished with two assists.

#31 Gibson Homer (R-Jr., G)

- Added to the Mike Richter Award Watch List.
- Handed then-#14 UND its first road loss in NCHC play on Jan. 10 with 27 saves and only 1 goal against
- Made season-high 36 saves in 5-4 loss to CC
- Made 11 starts this season. Record of 6-4-1
- Notched first shutout of the season (2nd career) (22 saves) at NMU in game 2 against the Wildcats

#37 Sam Court (Fr., D)

- Tallied 2nd career multipoint game (1G, 1A) vs. Cornell on Jan. 4, 2025
- Tallied first career two-point night vs. UMD (1G, 1A)
- Skated in every game so far this season

#51 Cruz Lucius (Jr., F)

- Debuted in the maroon and gold last weekend vs. then-No. 14 UND.
- Tallied an assist in each game of the UND series

#53 Ryan Alexander (Jr., F)

- Third-highest plus/minus (+9) on team
- Has finished even or positive on plus/minus in 15 out of 18 games
- Has been out with injury since UMD series

#61 Lukas Sillinger (Gr., F)

- Two assists away from breaking the program record for career ASU assists. Sillinger boasts 67 at ASU and the record is currently held by Brinson Pasichnuk (68)
- Boasts tied for fifth-most assists in NCHC (18)
- His 90 career points at ASU lands him as ASU's fourth-highest point scorer in program history
- He went on a five-game point scoring streak which included two points in each game for 10 PTS (3G, 7A) from Jan. 4-18, 2025
- Boasts five two-assist nights this season, including in both games against North Dakota
- Tallied a goal and an assist in each night at SCSU

#74 Brasen Boser (Fr., D)

- Boasts fifth-most blocks in the NCHC (38)
- Scored first collegiate goal on Friday vs. UND
- Notched first career point in Friday vs. Omaha
- Single game high of +3 on Saturday vs. Omaha

#82 Charlie Schoen (So., F)

- Tallied second career three-point night on Saturday vs. CC from two goals and one assist
- He finished Saturday vs. CC as a +3 which also tied a career single game high set at RMU on Dec. 17, 23

#89 Tony Achille (So., F)

- Competed in 10 games this season
- Tony is a childhood cancer survivor (Hotchkiss's Lymphoma).

#92 Ryan Kirwan (Sr., F)

- His 16 goals leads the NCHC along with his .67 goals per game average. The mark is tied 4th in the NCAA
- His 26 points leads the ASU team and ranks third in the NCHC
- Tallied hat trick vs. RMU (second career NCAA)
- 3 of his 4 goals in Desert Hockey Classic were scored within the first or final minute of a period
- Won Desert Hockey Classic MVP (5pts, 4G, +4)
- All of his three goals at NMU were scored within the final five minutes of regulation
- His three GWG is tied third in the NCHC
- Named a Hobey Baker nominee

STORY SNIPETS

BEST FRIENDS REUNITED

Growing up in Minnesota, Bennett Schimek and Cruz Lucius played hockey together as children and continued to be on the same team through the 2019-20 season. In 2020-21, Schimek went to the USHL's Sioux City Musketeers and Lucius moved onto the USNTDP Juniors. In 2022-23, they both started their collegiate careers - Schimek with Providence and Lucius with Wisconsin. Each did two years with their programs before entering the transfer portal. When the opportunity arose for the duo to reconnect in this next phase of their NCAA careers, they jumped at it.

Lucius was injured to start the 2024-25 season and the pair finally played their first game together on Jan. 10, 2025 in Lucius' debut in maroon and gold vs. North Dakota. The wingers were paired with rookie center Cullen Potter.

"It was special. It was something that we've dreamed about since we were little so it's cool to finally see it happen and get the chance to play with him," said Schimek.

CANCER SURVIVOR

At age 15, Tony was diagnosed with Hodgkin's Lymphoma, a type of cancer that affects the lymphatic system.

When Achille was diagnosed, his life turned upside down. His daily routine was interrupted, and he had to step away, competitively, from the sport he loved the most.

"I had a big lump on the side of my neck," Achille said. "My family and I went to a bunch of doctors, and they all thought it was a swollen lymph node. But the lump stayed on my neck. I went into surgery, and I got the lump removed. About two or three days later, my parents got a phone call."

"[It's] not the phone call that anyone wants to receive. Doctors told them that I had Hodgkin's Lymphoma."

Achille, following his diagnosis, underwent chemotherapy for several months. Keeping busy is what kept Achille sane. His love for hockey persisted throughout his entire journey with the disease. Even though he didn't skate competitively for two years, he skated sparingly on an ice rink near his house. This ice rink was owned by the father of his best friend, Tim Lovell.

Having a strong support system has been a primary motivator for Achille to give back. During quarantine, he and his family found-

ed Mission 16, a website designed to sell merchandise. This merchandise consisted of sweatshirts, t-shirts, and other apparel with the number 16, which is the number Achille used to wear in competition. His family raised over two thousand dollars, and all profits were donated to the Dana-Farber Cancer Institute in Boston, Massachusetts, where Achille underwent his treatment.

"There's always someone in a worse position than you," Achille said. "Going into the hospital every week made me realize that, especially seeing the young kids that were going through the same thing. They were honestly the happiest kids I've ever seen... You couldn't break their spirit."

FROM RUSSIA, WITH LOVE

At 14 years old, Artem Shlaine knew he wanted to pursue a hockey career but opportunities to combine education and hockey didn't exist in his home country of Russia. Determined to take the next step towards his dream, his parents helped him move to Florida alone to play for the South Florida Hockey Academy while the family continued to live in Russia. Almost a year after Shlaine moved to the U.S., his mom and little brother moved to the Minnesota, just in time for Shlaine to also start attending Shattuck St. Mary's. Shlaine began his collegiate career at UConn (2020-22) before transferring to Northern Michigan (2022-24). After a season-ending injury during his senior season, Shlaine entered the portal and landed at ASU who would begin its first season in the NCHC that Fall. After being separated from his parents to pursue his dreams, Shlaine is well aware of the sacrifices his parents made for him and the importance of family:

"(My hockey career) It's been a journey. I never thought when I was growing up in Russia that I was going to play in the U.S., go to college, get a scholarship, all that stuff. At the end of the day, you're thankful to your parents that they sacrificed their own stuff for the well-being of their kids... It's been really tough for my parents, they travel a lot to watch us play and every time they come to a game it's a special moment. I think some kids take it for granted who have always been with their parents," said Shlaine.

FOLLOWING MOM'S FOOTSTEPS

The story is tried and true in hockey - a player grew up watching his dad play hockey and wanted to follow in his footsteps. ASU freshman center Cullen Potter puts a refreshing spin on the hockey legacy story. His mom, Jenny Potter, is a 14-time medalist on the international hockey stage whose U.S. Women's National Team career spanned 15 seasons.

She is one of the most decorated players in the history of women's ice hockey in the United States. Highlighting her career were four appearances in the Olympic Winter Games, including helping Team USA to a gold medal at the 1998 Games in Nagano, Japan. She is one of only three U.S. women's players to compete in four Olympics. Further, her 32 career points (11G, 21A) in Olympic competition are tops in U.S. history and second in the overall Olympic record books. Potter, who also participated in 10 Three/Four Nations Cups during her time with the U.S. Women's National Team, finished her career with 237 points (101G, 136A) in 204 games played. The mastery she displayed on the international stage transitioned with ease from her prolific collegiate career, which included recognition as an All-American in each of her four campaigns. Potter played one season with the University of Minnesota (1998-99) before finishing her final three years with the University of Minnesota Duluth (1999-00/2002-04).

In the NHL Central Scouting Mid-Season report released on Jan. 14, 2025, Potter was ranked 22nd among North American skaters in anticipation of the 2025 NHL Entry Draft.

PROGRAM RECORD - 8 STRAIGHT WINS

After defeating Omaha, 3-2, at home to secure a series split with the Mavericks, ASU turned up the heat on its opponents. ASU traveled to then-No. 1 Denver and secured a series sweep of the Pioneers at Magness Arena. The wins ended DU's 21-game winning streak that dated back to March 2024 and included the Pioneers NCAA championship berth. The Sun Devils handed the Pioneers their first sweep at home since pre-COVID February 2020 after they fell in a series to Minnesota Duluth. In the four years since then, Denver has won two national championships (2022 and 2024). ASU enjoyed an off-weekend after the huge wins in the Mile High City before hosting UMD in the final series before the holiday break. After winning 5-3 on Friday, the Bulldogs pushed Saturday to overtime but the Sun Devils ultimately came out on top, 3-2. Following the holiday break, ASU hosted its sixth annual Desert Hockey Classic, defeating Robert Morris, 7-3, en route to the championship game against then-No. 16 Cornell. The Sun Devils secured back-to-back titles as champions of the classic after shutting down the Big Red with a 4-0 victory and 34-save shutout for Gibson Homer. The Sun Devils reached a new program record at eight consecutive wins with the 4-1 victory over then-No. 15 North Dakota on Friday, Jan. 10. The streak ran from Nov. 16, 2024 through Jan. 10, 2025.

ARIZONA STATE SINGLE-GAME CAREER HIGHS

#1 Luke Pavichich

Saves: 47 (at Providence, 01/27/24)

#2 Noah Beck

Goals: 2 (2 times, last vs. New Hampshire, 10/07/22)

Assists: 3 (2 times, last at Air Force, 10/04/24)

Points: 3 (4 times, last at Air Force, 10/04/24)

Plus/Minus: +3 (3 times, last vs. Robert Morris, 01/03/25)

#5 Ty Murchison

Goals: 2 (at Colorado College, 12/17/21)

Assists: 1 (12 times, last at #15 St. Cloud State, 01/17/25)

Points: 2 (at Colorado College, 12/17/21)

Blocks: 9 (vs. Boston College, 12/31/22)

#7 Joel Kjellberg

Assists: 1 (5 times, last vs. #19 Colorado College 11/24/25)

Points: 1 (5 times, last vs. #19 Colorado College 11/24/25)

Plus/Minus: 3 (2 times, last at St. Cloud State, 01/17/25)

#8 Artem Shlaine

Goals: 3 (vs. Lake Superior State, 11/10/23)

Assists: 3 (3 times, last at St. Cloud State, 01/18/25)

Points: 4 (at St. Cloud State, 01/18/25)

Plus/Minus: +4 (vs. Ferris St., 02/17/23)

#9 Anthony Dowd

Goals: 2 (at Robert Morris, 12/17/23)

Assists: 2 (vs. Stonehill, 11/03/23; vs. Northern Michigan, 10/21/23)

Points: 3 (vs. Stonehill, 11/03/23 and at Robert Morris, 12/17/23)

Plus/Minus: +2 (5 times, last vs. #15 North Dakota, 01/10/25)

#10 Tucker Ness

Assists: 1 (4 times, last vs. Robert Morris, 01/03/25)

Points: 1 (4 times, last vs. Robert Morris, 01/03/25)

Plus/minus: +2 (vs. Lindenwood, 02/03/24)

#11 Benji Eckerle

Goals: 1 (17 times, last at St. Cloud State, 01/17/25)

Assists: 2 (at #1 Denver, 11/23/24)

Points: 2 (4 times, last at #1 Denver, 12/23/23)

Plus/Minus: +3 (2 times, last vs. Harvard, 01/05/24)

#12 Cullen Potter

Goals: 2 (vs. Robert Morris, 01/03/25)

Assists: 1 (5 times, last at St. Cloud State, 01/18/25)

Points: 2 (2 times, last vs. Robert Morris, 01/03/25)

#14 Ty Jackson

Goals: 1 (30 times, last vs. St. Cloud State, 01/17/25)

Assists: 4 (vs. Lindenwood, 02/17/23)

Points: 4 (vs. Lindenwood, 02/17/23)

Plus/Minus: 4 (at UConn, 02/26/22)

#15 Dylan Jackson

Goals: 3 (2 times, last vs. #2 Denver, 11/10/23)

Assists: 2 (5 times, last at Miami, 10/28/23)

Points: 4 (vs. Lindenwood, 02/17/23)

#16 Ethan Szmagaj

Goals: 1 (6 times, last vs. #19 Colorado College, 01/24/25)

Assists: 2 (at Bemidji State, 10/08/22)

Points: 2 (at Bemidji State, 10/08/22)

Blocks: 7 (at New Hampshire, 12/10/22)

#18 David Hymovitch

Goals: 1 (2x, last vs. Omaha, 11/16/24)

Assists: 1 (3x, last vs. Robert Morris, 01/03/25)

Points: 1 (5x, last vs. Robert Morris, 01/03/25)

#23 Bennett Schimek

Goals: 3 (at Air Force, 10/04/24)

Assists: 3 (vs. Robert Morris, 01/03/25)

Points: 4 (2 times, last at Air Force, 10/04/24)

Plus/Minus: +4 (2 times, last at UMass Lowell, 01/26/24)

#25 Kyle Smolen

Goals: 2 (3x, last at Air Force, 10/04/24)

Assists: 2 (4x, last St. Cloud State, 01/18/25)

Points: 3 (vs. Harvard, 01/05/24)

Plus/Minus: +3 (vs. Robert Morris, 01/03/25)

#29 Cole Gordon

Goals: 1 (5 times, last vs. #19 Colorado College, 01/24/25)

Assists: 2 (at #15 St. Cloud State, 01/18/25)

Points: 2 (at #15 St. Cloud State, 01/18/25)

#31 Gibson Homer

Saves: 39 (at Alaska Anchorage, 03/08/24)

#37 Sam Court

Goals: 1 (2x, last vs. Cornell, 01/04/25)

Assists: 1 (5x, last vs. Cornell, 01/04/25)

Points: 2 (2x, last vs. Cornell, 01/04/25)

Plus/Minus: +3 (vs. Cornell, 01/04/25)

#43 Cole Helm

Goals: N/A

Assists: 1 (2 times, last at Air Force, 10/04/24)

Points: 1 (2 times, last at Air Force, 10/04/24)

#51 Cruz Lucius

Goals: 2 (4 times)

Assists: 4 (vs. Notre Dame, 01/07/23)

Points: 4 (2 times, last vs. Notre Dame, 01/07/23)

Plus/Minus: +3 (2 times, last at Michigan Tech, 10/20/23)

#53 Ryan Alexander

Goals: 2 (vs. Minnesota, 11/26/22)

Assists: 2 (3 times, last time at #1 Denver, 11/22/24)

Points: 2 (8 times, last time at #1 Denver, 11/22/24)

#61 Lukas Sillinger

Goals: 3 (at Alaska Anchorage, 03/09/24)

Assists: 4 (at Robert Morris, 12/17/23)

Points: 5 (at Robert Morris, 12/17/23)

Plus/Minus: +5 (at Michigan Tech, 03/12/22)

#74 Brasen Boser

Goals: 1 (vs. #14 North Dakota, 01/10/25)

Assists: 1 (2x, last vs. #19 Colorado College, 01/25/25)

Points: 1 (3x, last vs. #19 Colorado College, 01/25/25)

Plus/Minus: +3 (vs. Omaha, 11/16/24)

#82 Charlie Schoen

Goals: 2 (2x, last vs. #19 Colorado College, 01/25/25)

Assists: 3 (at Alaska Anchorage, 03/09/24)

Points: 3 (2x, last vs. #19 Colorado College, 01/25/25)

Plus/Minus: 3 (2x, last vs. #19 Colorado College, 01/25/25)

#89 Tony Achille

Goals: N/A

Assists: 1 (3 times, last vs. Lindenwood, 02/03/24)

Points: 1 (3 times, last vs. Lindenwood, 02/03/24)

#92 Ryan Kirwan

Goals: 3 (2x, last vs. Robert Morris, 01/03/25)

Assists: 2 (3 times, last vs. #19 Colorado College, 01/25/25)

Points: 4 (2x, vs. Army, 01/06/24 & #19 Colorado College, 01/25/25)

Plus/Minus: +4 (vs. Minnesota, 12/02/23)

ARIZONA STATE LAST TIME IT HAPPENED

Won in overtime	vs. Minnesota Duluth (3-2)	Dec. 7, 2024
Lost in overtime	vs. #14 North Dakota (4-3)	Jan. 11, 2025
Overtime tie	vs. #10 Michigan (3-3)	Oct. 12, 2024
Scored 5 goals	@ #15 St. Cloud State	Jan. 18, 2025
Scored 6 goals	@ #15 St. Cloud State	Jan. 17, 2025
Scored 7+ goals	vs. Robert Morris (7)	Jan. 3, 2025
Allowed 5+ goals	vs. #19 Colorado College (5-4)	Jan. 25, 2025
Shutout on road	@ #4 Minnesota (0-10)	Jan. 21, 2021
Shutout at home	vs. #17 Minnesota State (0-5)	Jan. 14, 2023
Shutout at neutral site	vs. #19 Clarkson (0-3)	Dec. 28, 2018
Had a home shutout	vs. Alaska Anchorage (3-0)	Nov. 19, 2023
Had a road shutout	@ Northern Michigan (2-0)	Oct. 26, 2024
Had a neutral site shutout		
Had a home sweep	vs. Minnesota Duluth*	Dec. 6-7, 2024
Had a road sweep	@ #15 St. Cloud State	Jan. 17-18, 2025
Swept at home	vs. #18 Cornell	Feb. 24-25, 2023
Swept on the road	@ #8 Colorado College	Nov. 8-9, 2024
Scored a SHG	Ethan Szmagaj vs. #19 Colorado College	Jan. 24, 2025
Allowed a SHG	vs. #10 Michigan	Oct. 11, 2024
Scored 2 PPG's	vs. #14 North Dakota (Schimek & Shlaine)	Jan. 11, 2025
Scored 3 PPG's	@ #15 St. Cloud State (Beck, T. Jackson, Kirwan)	Jan. 18, 2025
Player w/ 2+ PPG's	Matthew Kopperud (2) vs. Alaska Fairbanks	Feb. 10, 2024
	Tyler Gratton (2) at Robert Morris	Dec. 17, 2023
	Matthew Kopperud (2) at Robert Morris	Dec. 16, 2023
	Matthew Kopperud (2) vs. New Hampshire	Oct. 16, 2021
	Matthew Kopperud (2) vs. UMass Lowell	Oct. 2, 2021
	Matthew Kopperud (2) vs. #18 Notre Dame	Jan. 10, 2021
Player w/2 SHG	Bennett Schimek at Air Force	Oct. 4, 2024
Player w/PPG & SHG in same game	Artem Shlaine vs. #14 North Dakota (L, 4-3 OT)	Jan. 11, 2025
	Bennett Schimek @ Air Force (W, 8-3)	Oct. 4, 2024
	Robert Mastro Simone vs. Michigan Tech (L, 4-2)	Jan. 6, 2023
	Josh Maniscalco vs. Alaska Fairbanks (W, 4-0)	Nov. 9, 2019
Allowed 2 PPG's	vs. Long Island	March 1, 2024
Allowed 3+ PPG's	vs. Robert Morris (3)	Jan. 3, 2025
Acquired 10+ Penalties	@ Alaska (21)	Feb. 23, 2024
Committed 0 Penalties	@ #1 Minnesota	Jan. 4, 2021
Scored a hat trick	Ryan Kirwan vs. Robert Morris	Jan. 3, 2025
Allowed a hat trick	at #14 Providence (2G, 1EN)	Oct. 18, 2024
	vs. #10 Michigan (2G, 1EN)	Oct. 11, 2024
Player had 3 assists	Artem Shlaine (3) @ #15 St. Cloud State	Jan. 18, 2025
	Bennett Schimek (3) vs. Robert Morris	Jan. 3, 2025
	Noah Beck (3) at Air Force	Oct. 4, 2024
	Charlie Schoen (3) @ Alaska Anchorage	March 9, 2024
	Lukas Sillinger (3) vs. Long Island	March 2, 2024
	Lukas Sillinger (3) at Alaska Fairbanks	Feb. 24, 2024
	Lukas Sillinger (3) vs. Alaska Anchorage	Nov. 17, 2023
	Robert Mastro Simone (3) at Alaska Anchorage	March 3, 2023
	Robert Mastro Simone (3) vs #2 Minnesota	Nov. 26, 2022
	Jack Becker (3) at Colorado College	Dec. 17, 2021
	Josh Doan (3) vs. UMass Lowell	Oct. 2, 2021
	Walker & O'Reilly (3) at #18 Notre Dame	Jan. 10, 2021
Player had 4 assists	Lukas Sillinger (4) at Robert Morris	Dec. 17, 2023
	Tim Lovell (4) at Robert Morris	Dec. 17, 2023
	Ty Jackson (4) vs. Lindenwood	Feb. 17, 2023
Player had 5 assists	Anthony Croston (5) vs. Brown	Dec. 30, 2016
Player had 3 points	Ryan Kirwan (2G, 1A) @ #15 St. Cloud State	Jan. 17, 2025
	Ryan Kirwan (3G) vs. Robert Morris	Jan. 3, 2025
	Noah Beck (3A) at Air Force	Oct. 4, 2024
Player had 4 points	Artem Shlaine (1G, 3A) @ #15 St. Cloud State	Jan. 18, 2025
	Bennett Schimek (3G, 1A) at Air Force	Oct. 4, 2024
	Lukas Sillinger (3G, 1A) @ Alaska Anchorage	March 9, 2024
	Tim Lovell (4A) at Robert Morris	Dec. 17, 2023
	Josh Doan (1G, 3A) at Alaska Anchorage	March 3, 2023
	Ty Jackson (4A), Dylan Jackson (2G, 2A)	Feb. 17, 2023
Player had 5 points	Lukas Sillinger (1G, 4A) at Robert Morris	Dec. 17, 2023
	Anthony Croston (5A) vs. Brown	Dec. 30, 2016
Registered 40+ SOG	vs. Omaha (44)	Nov. 16, 2024
Registered 50+ SOG	vs. Omaha (53), vs St. Thomas (50), Lindenwood (53), RMU (56)	10/27/18, 10/29/21, 02/17/23, 12/27/23
Allowed 40+ SOG	vs. #19 Colorado College (41)	Jan. 25, 2025
Allowed 50+ SOG	vs. Boston College (50)	Dec. 30, 2022
Goalie had 30-39 saves	Gibson Homer (31 saves) @ #15 St. Cloud State	Jan. 18, 2025
Goalie had 40+ saves	TJ Semptimphelter vs. Boston College (42)	Dec. 31, 2022
Goalie had 50+ saves	TJ Semptimphelter (53) at #1 Denver	Dec. 2, 2022
Goalie assist	TJ Semptimphelter vs. Harvard	Jan. 5, 2024

*Includes Overtime

2024-25 REGULAR-SEASON HIGHS AND LOWS

Most Goals Scored in a Game	8	at Air Force	Oct. 4, 2024
Most Goals Allowed in a Game	5	vs. #19 Colorado College	Jan. 25, 2025
Most Goals Scored in a Period	4	at Air Force & at #15 St. Cloud State	Oct. 4, 2024/Jan. 18, 2025
Most Goals Allowed in a Period	4	vs. #19 Colorado College	Jan. 25, 2025
Most Shots On Goal in a Game	44	vs. Omaha	Nov. 16, 2024
Most Shots On Goal Allowed in a Game	41	vs. #19 Colorado College	Jan. 25, 2025
Most Shots On Goal in a Period	18	vs. Omaha	Nov. 15, 2024
Most Shots On Goal Allowed in a Period	19	at Air Force (2nd period)	Oct. 5, 2024
Fewest Shots On Goal in a Game	24	at Air Force; vs. UND	Oct. 4, 2024; Jan. 11, 2025
Fewest Shots On Goal Allowed in a Game	17	at Northern Michigan	Oct. 25, 2024
Fewest Shots On Goal in a Period	4	at AF (2nd) & @ #15 SCSU (1st), #19 CC (1st)	Oct. 4, 24/Jan. 18, 25/Jan. 24, 25
Fewest Shots On Goal Allowed in a Period	3	at Northern Michigan (3rd period)	Oct. 26, 2024
Most Saves in a Game	36	Gibson Homer vs. #19 Colorado College Luke Pavich at #14 Providence	Jan. 25, 2025 Oct. 19, 2024
Most PPG in a Game	4	at #15 St. Cloud State (Sillinger, Beck, T. Jackson, Kirwan)	Jan. 18, 2025
Most PPG Allowed in a Game	3	vs. Robert Morris	Jan. 3, 2025
Most PP Opportunities in a Game	8	at #15 St. Cloud State	Jan. 18, 2025
Most ASU Penalties in a Game	8	vs. #14 North Dakota	Jan. 11,, 2025
Most SHG in a Game	3	at Air Force (Bennett Schimek 2x, Smolen)	Oct. 4, 2024
Most SHG Allowed in a Game	2	vs. #10 Michigan	Oct. 11, 2024
Longest Undefeated Streak	8	Nov. 16, 2024-Jan. 10, 2025	
Longest Winning Streak	8	Nov. 16, 2024-Jan. 10, 2025	
Longest Home Winning Streak	6	Nov. 16, 2024 - Jan. 10, 2025	
Longest Road Winning Streak	4	Nov. 22-Jan. 18, 2025 (current)	
Longest Winless Streak	5	Oct. 5-19, 2024	
Longest Home Winless Streak	3	Oct. 11-Nov. 15, 2024	
Longest Road Winless Streak	3	Oct. 5-19, 2024	
Longest Winning Streak Against Ranked Teams	4	Nov. 22-Jan. 10 (at #1 Denver, vs. #16 Cornell, vs. #14 North Dakota)	
Quickest Goal from Start of Game (Sun Devils)	:27 (1st)	at Air Force (Bennett Schimek)	Oct. 5, 2024
Quickest Goal from Start of Game (Opp.)	3:59 (1st)	at #8 Colorado College	Nov. 8, 2024
Shortest Time Between Two Goals (Sun Devils)	0:16	vs. #10 Michigan (Beck & Potter)	Oct. 12, 2024
Shortest Time Between Two Goals (Opp.)	1:01	vs. Minnesota Duluth	Dec. 6, 2024
Shortest Time Between Two Goals (Both teams)	:08	vs. #19 Colorado College	Jan. 25, 2025
Largest Margin of Victory	7	at Air Force (8-1)	Oct. 4, 2024
Largest Margin of Defeat	3	vs. #10 Michigan/at #14 Providence	Oct. 11/18, 2024
Largest Crowd at Home	5,354	vs. #10 Michigan	Oct. 12, 2024
Shutouts This Year	2	vs. #16 Cornell (4-0, 34 saves-Homer) at Northern Michigan (2-0, 22 saves-Homer)	Jan. 4, 2025 Oct. 26, 2024
Shutouts Against This Year			
Hat Tricks	2	Ryan Kirwan vs. Robert Morris Bennett Schimek at Air Force	Jan. 3, 2024 Oct. 4, 2024
Hat Tricks Against	2	#10 Michigan (2G, 1EN) #14 Providence (2G, 1EN)	Oct. 11, 2024 Oct. 18, 2024

*Includes Overtime

2024-25 Sun Devil Hockey Game Notes

OVERALL REGULAR-SEASON HIGHS AND LOWS

Most Goals Scored in a Game	8	vs. Brown at #14/15 Wisconsin vs. Lindenwood at Robert Morris at Air Force	Dec. 30, 2016 Nov. 28, 2020 Feb. 17, 2023 Dec. 17, 2023 Oct. 4, 2024
Most Goals Allowed in a Game	10	at #4 Minnesota at Merrimack	Jan. 21-22, 2021 Jan. 31, 2016
Most Goals Scored in a Period	5	2nd period at Robert Morris 3rd period vs. RIT	Dec. 17, 2023 Jan. 17, 2020
Most Goals Allowed in a Period	6	3rd period at #4 Minnesota	Jan. 22, 2021
Most Shots On Goal in a Game	56	at Robert Morris	Dec. 17, 2023
Most Shots On Goal Allowed in a Game	57	at Quinnipiac at UMass-Lowell at Quinnipiac	Oct. 15, 2015 Jan. 30, 2016 Jan. 27, 2017
Most Shots On Goal in a Period	27	2nd period at Robert Morris	Dec. 17, 2023
Most Shots On Goal Allowed in a Period	28	3rd period at Quinnipiac	Jan. 28, 2017
Fewest Shots On Goal in a Game	11	at #12/14 Wisconsin	Jan. 16, 2021
Fewest Shots On Goal Allowed in a Game	15	at Air Force at #6 North Dakota	Oct. 18, 2019 Oct. 29, 2022
Fewest Shots On Goal in a Period	1	3rd period at Quinnipiac 1st period at Bentley 3rd period vs. Boston College	Jan. 28, 2017 Feb. 8, 2020 Dec. 31, 2022
Fewest Shots On Goal Allowed in a Period	1	1st period vs. Alabama-Huntsville	Nov. 3, 2017
Most Saves in a Game	53	Joey Daccord at Quinnipiac TJ Semptimphelter at #1 Denver	Jan. 28, 2017 Dec. 2, 2022
Most Penalties in a Game	21	at Alaska	Feb. 23, 2024
Most PPG in a Game	5	vs. Omaha	Oct. 27, 2018
Most PPG Allowed in a Game	6	at Notre Dame	Oct. 7, 2016
Most SHG in a Game	3	at Air Force (Bennett Schimek 2x, Smolen)	Oct. 4, 2024
Player with 2 SHG in Single Game	2	Bennett Schimek at Air Force	Oct. 4, 2024
Longest Undefeated Streak	10	Dec. 1, 2023-Jan. 6, 2024	
Longest Winning Streak (Home & Away)	8	Nov. 16, 2024 - Jan. 10, 2025	
Longest Home Winning Streak	10	Oct. 26, 2018 - Feb. 16, 2019 (games at Oceanside Ice Arena)	
Longest Road Winning Streak	4	Nov. 22, 2024-Jan. 18, 2025	
Longest Winless Streak	16	Nov. 27, 2015 - Jan. 31, 2016	
Longest Home Winless Streak	4	Nov. 4 - Dec. 8, 2017	
Longest Road Winless Streak	17	Nov. 27, 2015 - Oct. 22, 2016	
Quickest Goal from Start of Game (Sun Devils)	0:11	at #13/16 Notre Dame	Dec. 3, 2020
Quickest Goal from Start of Game (Opp.)	0:09	at Holy Cross	Nov. 25, 2016
Shortest Time Between Two Goals (Sun Devils)	0:07	vs. RIT	Jan. 17, 2020
Shortest Time Between Two Goals (Opp.)	0:11	at Penn State	Nov. 18, 2016
Shortest Time Between Two Goals (Both teams)	0:07	vs. #11/12 Denver	Dec. 3, 2021
Largest Margin of Victory	7	at Air Force (8-1)	Oct. 4, 2024
Largest Margin of Defeat	10	at #4 Minnesota at Merrimack	Jan. 21 & 22, 2021 Jan. 31, 2016
Largest Comeback Victory in 2-0 Deficit	5-2, W	vs. Clarkson (down 2-0 in 2nd period)	Dec. 29, 2023
Largest Crowd at Home	5,354	vs. No. 10 Michigan	Oct. 12, 2024
Hat Tricks	11	vs. Southern New Hampshire (Croston) vs. Omaha (Walker, 4) vs. #4 Denver (Walker) vs. Alaska Anchorage (B. Pasichnuk) vs. St. Thomas (Theisen) vs. Long Island (D. Jackson) vs. #2 Denver (D. Jackson) at Robert Morris (Gratton) at Alaska Anchorage (Sillinger - 1st natural) at Air Force (Schimek) vs. Robert Morris (Kirwan)	Jan. 20, 2017 Oct. 27, 2018 Dec. 6, 2019 Feb. 15, 2020 Oct. 30, 2021 March 10, 2023 Nov. 10, 2023 Dec. 17, 2023 March 9, 2024 Oct. 4, 2024 Jan. 3, 2025
Hat Tricks Against (12): at UMass-Lowell (Smith) - Jan. 30, 2016;; at Penn State (Smirnov) - Nov. 18, 2016; vs. Brown (Corcoran) - Dec. 30, 2016; vs. St. Cloud State (Jackson) - Dec. 31, 2016; vs. Boston University (Carpenter) - Jan. 26, 2018; at Wisconsin (Ahcan) - Feb. 21, 2020; at #7 Michigan (Beniers) - Feb. 26, 2021; at Colgate (Young) - Oct. 22, 2021; at Quinnipiac (Chau) - Nov. 13, 2021; vs. #11/12 Denver (Stapley) - Dec. 3, 2021; at #4 Minnesota (McManus, Walker) - Jan. 21, 2021, vs. #10 Michigan - Oct. 11, 2024			

2024-25 GAME-BY-GAME RESULTS

No.	Date	Opponent	Result	Score	Record	ASU Goal	Opp. Goal	SF-SA	PP/PK
1	Oct. 4	at Air Force	Win	8-4	1-0-0	23^, 15, 23^, 25^, 12, 25^, 23^, 29	26	24-28	2 / 6
2	Oct. 5	at Air Force	Loss	3-4 (OT)	1-1-0	23, 25, 92	64, 26, 64, 26*	35-33	3 / 4
3	Oct. 11	vs. #10 Michigan	Loss	1-4 (EN)	1-2-0	14*	17, 17^, 19*, [17]	36-34	5 / 2
4	Oct. 12	vs. #10 Michigan	Tie	3-3 (OT)	1-2-1	15, 2*, 12	5, 22, 19	31-34	4 / 4
5	Oct. 18	at #14 Providence	Loss	1-4 (EN)	1-3-1	92	19, 19, 10, [19]	28-27	2 / 1
6	Oct. 19	at #14 Providence	Loss	1-2	1-4-1	92	9, 27	32-38	1 / 2
7	Oct. 25	at Northern Michigan	Win	3-1 (EN)	2-4-1	23, 92, [11]	20	40-17	2 / 1
8	Oct. 26	at Northern Michigan	Win	2-0 (EN)	3-4-1	92*, [92]		38-22	6 / 2
9	Nov. 8	at #8 Colorado College	Loss	3-4 (OT)	3-5-1	53, 15, 2*	4*, 24, 27, 2	30-21	3 / 2
10	Nov. 9	at #8 Colorado College	Loss	1-3 (EN)	3-6-1	18	29*, 17, [24]	42-21	3 / 4
11	Nov. 15	vs. Omaha	Loss	2-4 (EN)	3-7-1	14, 9*	29, 24*, 3, [6]	43-23	3 / 3
12	Nov. 16	vs. Omaha	Win	3-2	4-7-1	8, 53, 18	3, 8	44-22	4 / 3
13	Nov. 22	at #1 Denver	Win	3-2	5-7-1	8, 23, 8	15*, 15	30-32	3 / 3
14	Nov. 23	at #1 Denver	Win	5-2	6-7-1	2*, 12, 8, 8, [23]	12, 7	29-28	2 / 1
15	Dec. 6	vs. Minnesota Duluth	Win	5-3 (EN)	7-7-1	14*, 12, 53, 15, [37]	17, 10, 17	38-28	2 / 1
16	Dec. 7	vs. Minnesota Duluth	Win	3-2 (OT)	8-7-1	15, 92, 25	10, 27	35-28	4 / 4
17	Jan. 3	vs. Robert Morris	Win	7-3	9-7-1	92, 92, 12, 12, 11, 82, 92	9, 9, 2	35-25	2 / 6
18	Jan. 4	vs. #16 Cornell	Win	4-0	10-7-1	14, 92, 61, 37*		28-34	4 / 1
19	Jan. 10	vs. #14 North Dakota	Win	4-1	11-7-1	12, 74, 8, 25*	26	31-28	4 / 2
20	Jan. 11	vs. #14 North Dakota	Loss	3-4 (OT)	11-8-1	8^, 23*, 8*	8, 18*, 14, 9	24-36	5 / 6
21	Jan. 17	at #15 St. Cloud State	Win	6-3	12-8-1	12, 92, 61, 11, 25*, [92]	34*, 28, 16	28-33	1 / 4
22	Jan. 18	at #15 St. Cloud State	Win	5-3	13-8-1	61*, 2*, 14*, 92*, 8*	13, 28, 81	25-34	8 / 2
23	Jan. 24	vs. #19 Colorado College	Win	4-1	14-8-1	29, 16^, 15, 25*	9	29-25	2 / 4
24	Jan. 25	vs. #19 Colorado College	Loss	4-5	14-9-1	92*, 92, 82, 82	26, 26, 11, 4, 29	34-41	2 / 4

* - Power Play Goal

^ - Shorthanded Goal

[] - Empty Net Goal

\$ - Penalty Shot

CAREER SCORING

Player (Games: ASU; Career)	G-A-Pts. (Career)
Lukas Sillinger (93; 158)	23-67-90 (46-97-143)
Artem Shlaine (18; 142)	9-13-22 (38-65-102)
Ryan Kirwan (24; 124)	16-10-26 (50-45-95)
Ty Jackson (81; 130)	17-38-55 (30-57-87)
Noah Beck (24; 147)	4-19-23 (19-60-79)
Cruz Lucius (6; 76)	0-2-2 (24-46-70)
Dylan Jackson (70; 99)	25-20-45 (30-32-62)
Bennett Schimek (22; 93)	8-14-22 (27-32-59)
Benji Eckerle (141)	17-32-49
Kyle Smolen (60)	14-23-37
Ryan Alexander (80)	17-18-35
Charlie Schoen (51)	12-19-31
Ethan Szmagaj (114)	6-18-24
Ty Murchison (132)	9-12-21
Anthony Dowd (60)	4-15-19
Cullen Potter (22)	8-5-13
Sam Court (24)	2-6-8
Cole Gordon (52)	5-2-7
David Hymovitch (20)	2-3-5
Tucker Ness (53)	0-4-4
Joel Kjellberg (20)	0-5-5
Tony Achille (22)	0-3-3
Cole Helm (9)	0-2-2
Brasen Boser (24)	1-2-3

LAST GOAL SCORED

Player	Opp.	GP Since
Ryan Kirwan	vs. #19 Colorado College	0
Charlie Schoen	vs. #19 Colorado College	0
Kyle Smolen	vs. #19 Colorado College	1
Cole Gordon	vs. #19 Colorado College	1
Dylan Jackson	vs. #19 Colorado College	1
Ethan Szmagaj	vs. #19 Colorado College	1
Artem Shlaine	at #15 St. Cloud State	2
Ty Jackson	at #15 St. Cloud State	2
Lukas Sillinger	at #15 St. Cloud State	2
Noah Beck	at #15 St. Cloud State	2
Benji Eckerle	at #15 St. Cloud State	3
Cullen Potter	at #15 St. Cloud State	3
Bennett Schimek	vs. #14 North Dakota	4
Brasen Boser	vs. #14 North Dakota	5
Sam Court	vs. #16 Cornell	6
Ryan Alexander	vs. Minnesota Duluth	8
David Hymovitch	vs. Omaha	12
Anthony Dowd	vs. Omaha	13
Ty Murchison	at Robert Morris	42

CURRENT PLAYERS IN THE NHL ENTRY DRAFT

Player (Year)	Team	Round-Pick
Noah Beck ('20)	St. Louis Blues	7th-194th
Cruz Lucius ('22)*	Carolina Hurricanes	4th-124th
	*rights traded to Pittsburgh Penguins	
Ty Murchison ('21)	Philadelphia Flyers	5th-158th
Artem Shlaine ('20)	New Jersey Devils	5th-130th

MULTIPLE-POINT GAMES (SEASON/CAREER)

Player (Games - Season/Career)	Last Time	Record (Season/Career)
Lukas Sillinger (8 / 39)	01/18/25 at #15 St. Cloud State (1G, 1A)	6-1-1 / 27-11-2
Artem Shlaine (7 / 21)	01/25/25 vs. #19 Colorado College (2A)	5-2-0 / 18-3-0
Ty Jackson (1 / 20)	12/06/24 vs. Minnesota Duluth (1G, 1A)	1-0-0 / 18-1-0
Ryan Kirwan (5 / 20)	01/25/25 vs. #19 Colorado College (2G, 2A)	4-1-0 / 19-1-0
Cruz Lucius (0 / 17)	03/09/24 vs. Ohio State (1G, 2A)	0-0-0 / 17-0-0
Noah Beck (7 / 15)	01/18/25 at #15 St. Cloud State (1G, 1A)	4-2-1 / 7-5-3
Bennett Schimek (4 / 9)	01/03/25 vs. Robert Morris (3A)	3-1-0 / 8-1-0
Kyle Smolen (6 / 9)	01/18/25 at St. Cloud State (2A)	6-0-0 / 8-0-1
Ryan Alexander (2 / 8)	11/22/24 at #1 Denver (2A)	2-0-0 / 6-2-0
Dylan Jackson (3 / 8)	12/07/24 vs. Minnesota Duluth (1G, 1A)	3-0-0 / 7-1-0
Charlie Schoen (1 / 6)	01/25/25 vs. #19 Colorado College (2G, 1A)	0-1-0 / 4-2-0
Benji Eckerle (1 / 4)	11/23/24 at #1 Denver (2A)	1-0-0 / 2-1-1
Anthony Dowd (0 / 3)	12/17/23 at Robert Morris (2G, 1A)	0-0-0 / 3-0-0
Cullen Potter (2 / 2)	01/03/25 vs. Robert Morris (2G)	1-0-1 / 1-0-1
Sam Court (1 / 1)	12/06/24 vs. Minnesota Duluth (1G, 1A)	1-0-0 / 1-0-0
Cole Gordon (1 / 1)	01/17/25 at St. Cloud State (2A)	1-0-0 / 1-0-0
Ethan Szmagaj (0 / 1)	10/08/22 at Bemidji State (2A)	0-0-0 / 0-1-0

MULTIPLE-GOAL GAMES (SEASON/CAREER)

Player (Games - Season/Career)	Last Time	Record (Season/Career)
Ryan Kirwan (4 / 10)	01/25/25 vs. #19 Colorado College (2G, 2A)	3-1-0 / 9-1-0
Artem Shlaine (3 / 5)	01/11/25 vs. #14 North Dakota (2G)	2-1-0 / 4-1-0
Lukas Sillinger (0 / 5)	03/09/24 at Alaska Anchorage	0-0-0 / 4-1-0
Cruz Lucius (0 / 4)	02/23/24 vs. Penn State (2G)	0-0-0 / 4-0-0
Dylan Jackson (0 / 3)	11/10/23 vs. #2 Denver (3G)	0-0-0 / 3-0-0
Bennett Schimek (1 / 3)	10/04/24 at Air Force (3G)	1-0-0 / 3-0-0
Charlie Schoen (1 / 2)	01/25/25 vs. #19 Colorado College (2G)	0-1-0 / 1-1-0
Kyle Smolen (1 / 2)	10/04/24 at Air Force (2G)	1-0-0 / 2-0-0
Noah Beck (0 / 2)	10/07/24 vs. New Hampshire (2G)	0-0-0 / 0-1-1
Cullen Potter (1 / 1)	01/03/25 vs. Robert Morris (2G)	1-0-0 / 1-0-0
Anthony Dowd (0 / 1)	12/17/23 at Robert Morris (2G)	0-0-0 / 1-0-0
Ryan Alexander (0 / 1)	11/26/22 vs. No. 2 Minnesota (2G)	0-0-0 / 1-0-0

THREE-PLUS POINT GAMES (SEASON/CAREER)

Player (Games - Season/Career)	Last Time	Record (Season/Career)
Lukas Sillinger (0 / 10)	03/09/24 at Alaska Anchorage(3G, 1A)	0-0-0 / 10-0-0
Ryan Kirwan (3 / 6)	01/25/25 vs. #19 Colorado College (2G, 2A)	2-1-0 / 5-1-0
Artem Shlaine (1 / 5)	01/18/25 at #15 St. Cloud State (1G, 3A)	1-0-0 / 5-0-0
Cruz Lucius (0 / 4)	03/09/24 vs. Ohio State (1G, 2A)	0-0-0 / 4-0-0
Noah Beck (1 / 4)	10/04/24 at Air Force (2A)	1-0-0 / 2-1-1
Bennett Schimek (1 / 3)	10/04/24 at Air Force (3G, 1A)	1-0-0 / 3-0-0
Dylan Jackson (0 / 3)	11/10/23 vs. #2 Denver (3G)	0-0-0 / 3-0-0
Anthony Dowd (0 / 2)	12/17/23 at Robert Morris (2G, 1A)	0-0-0 / 2-0-0
Ty Jackson (0 / 2)	11/10/23 vs. #2 Denver (1G, 2A)	0-0-0 / 2-0-0
Kyle Smolen (0 / 1)	01/05/24 vs. Harvard (2G, 1A)	0-0-0 / 1-0-0
Charlie Schoen (1 / 1)	01/25/25 vs. #19 Colorado College (2G, 1A)	0-1-0 / 0-1-0

PLAYERS OF THE WEEK

Player	Awarded	Week
Noah Beck	Defenseman of the Week (NCHC)	Week 1
Bennett Schimek	Forward of the Week (NCHC)	Week 1
Artem Shlaine	Forward of the Week (NCHC)	Week 8
Luke Pavichich	Goaltender of the Week (NCHC)	Week 9
Ryan Kirwan	Forward of the Week (NCHC)	Week 12
Ryan Kirwan	Forward of the Week (NCHC)	Week 15

2024-25 LINE CHART

Date	Opponent	Forwards				Defense			Goaltender
Oct. 4	at Air Force	61-14-15	92-12-23	11-25-53	18-29-43	5-7	2-9	74-16(37)	31-1-30
Oct. 5	at Air Force	61-14-15	92-12-23	11-25-53	18-29-43	5-7	2-9	74-16(37)	1-31-30
Oct. 11	vs. #10 Michigan	61-14-15	92-12-23	11-25-53	89-29-18	5-7	2-9	74-16(37)	31-1-39
Oct. 12	vs. #10 Michigan	92-12-23	61-14-15	11-25-53	89-29-18	2-9	74-37	5-7(16)	31-1-30
Oct. 18	at #14 Providence	61-14-15	92-12-23	11-25-53	89-29-18	5-7	2-9	74-16(37)	31-1-30
Oct. 19	at #14 Providence	92-14-15	61-12-23	11-25-53	89-29-18	2-9	74-37	5-16(10)	1-31-30
Oct. 25	at NMU	61-12-23	92-14-15	82-8-25	11-53-18	5-16	2-9	74-37 (7)	1-31-39
Oct. 26	at NMU	61-12-23	92-14-15	82-8-25	11-53-18	5-16	2-9	74-37 (7)	31-1-39
Nov. 8	at #8 CC	12-8-23	92-14-15	11-25-53	89-29-18	2-9	5-16	74-37 (10)	31-1-39
Nov. 9	at #8 CC	92-12-15	14-8-18	11-25-53	89-29-10	2-9	5-16	74-37 (7)	1-31-39
Nov. 15	vs. Omaha	61-12-25	14-8-92	11-53-18	10-29-43	2-37	5-9	74-16 (7)	1-31-30
Nov. 16	vs. Omaha	61-12-23	92-14-18	53-8-25	11-29-10	2-37	74-9	5-7 (16)	1-31-30
Nov. 22	at #1 Denver	61-12-23	92-14-15	53-8-25	11-29-18	2-37	74-9	5-7 (10)	1-31-30
Nov. 23	at #1 Denver	61-12-23	92-14-15	53-8-25	11-29-18	2-37	74-9	5-7 (10)	1-31-30
Dec. 6	vs. Minnesota Duluth	61-12-23	92-14-15	53-8-25	11-29-18	2-37	74-9	5-7 (10)	1-31-30
Dec. 7	vs. Minnesota Duluth	61-12-23	92-14-15	53-8-25	11-29-18	2-37	74-9	5-7 (10)	1-31-30
Jan. 3	vs. Robert Morris	92-8-25	82-12-23	61-14-15	11-29-18	2-37	74-9	5-7 (10)	1-31-39
Jan. 4	vs. #16 Cornell	92-8-25	82-12-23	61-14-15	11-29-18	2-37	74-9	5-7 (10)	31-1-39
Jan. 10	vs. #14 North Dakota	92-8-61	51-12-23	11-25-82	89-29-18	2-37	74-9	5-7 (10)	31-1-39
Jan. 11	vs. #14 North Dakota	92-8-61	51-12-23	11-25-82	89-29-18	2-37	74-9	5-7 (10)	1-31-39
Jan. 17	at #15 St. Cloud State	92-8-25	51-12-23	61-14-82	89-29-11	2-37	74-9	5-7 (16)	31-1-39
Jan. 18	at #15 St. Cloud State	92-8-25	51-12-23	61-14-82	89-29-11	2-37	74-9	5-7 (16)	31-1-39
Jan. 24	vs. #19 CC	92-8-82	51-25-23	61-14-15	53-29-11	2-37	74-9	5-7 (16)	31-1-30
Jan. 25	vs. #19 CC	92-8-82	51-25-23	61-14-15	53-29-11	2-37	74-9	5-7 (16)	1-31-30



MAIN ENTRANCE



FIRST GOAL IN HISTORY (JOSH DOAN)



THE MULLETT FAMILY & HOCKEY TEAM



SOLDOUT MULLETT ARENA - 5,153 FANS



A HOME IN THE DESERT

- On Wednesday, Dec. 16, 2020, Arizona State University and Sun Devil Athletics announced all required approvals have been received for the commencement of construction on a new Multi-Purpose Arena, which will host university and community events and serve as the future home for Sun Devil men's ice hockey and wrestling. This project continues the development of the Novus Innovation Corridor, and will be sited south of Rio Salado Parkway on the east side of Packard Drive, immediately north of the existing Packard Drive Parking Structure.
- Construction began in January 2021 and received its certificate of occupancy on Friday, September 30, 2022.
- Over 8,000 square feet is set aside for a ASU state-of-the-art ASU locker room, weight room, lounge and coaches' offices on the north side of the arena. Eight additional locker rooms are accounted for on the west side of the arena between the main arena and community ice sheet that can be utilized for visiting teams, youth programs, ASU club programs, and live events.
- On February 14, 2022, ASU and the NHL's Arizona Coyotes formed the first agreement of its kind between a college and NHL team in 100 years. The last time an NCAA college team and an NHL team shared an arena was the Boston Bruins and Boston University from 1924-28 at Boston Arena, now known as Matthews Arena. Other improvements will now be made, at the Coyotes' expense, to prepare the arena to temporarily house Coyotes home games. These improvements include constructing coaches' rooms, equipment rooms, technology and other aspects of the new ASU arena according to NHL standards. The added cost is up to \$30 million, which will be paid in advance by the Coyotes.
- The 5,000-seat venue is managed and operated by Oak View Group, SCI Architects have designed the arena, while Mortenson Construction will serve as the design builder.
- The second full-size ice sheet will also be accessible to students, the community and youth ice hockey programs at every level, providing an additional public sheet to one of the fastest-growing states for youth hockey participation in the country.
- The seating configuration for Mullett Arena includes 20 luxury suites, two group suites, a large club lounge and event-level premium club seats. The club lounge will consist of a Center Ice Club on the main concourse that runs along center ice and can host up to 500 fans. On the 300-level, a social deck will run the length of the east side of the venue, providing an open-air, aerial view of the arena where fans can interact while still experiencing exceptional sightlines to the competition. The arena would also be able to serve as a backup for sports played on hardwood, such as volleyball.
- A 942-seat student section occupies the entire west side of the venue to provide an enhanced gameday experience for ASU students.

ARIZONA STATE X FOX10 PHOENIX



FOX 10 Phoenix and Arizona State University have announced a new exclusive media partnership, making FOX 10 the official "Home of the Arizona State Sun Devils."

With this collaboration, FOX 10 will provide extensive coverage of ASU athletics, televising 11 hockey games from Mullett Arena as well as broadcasting and producing new Sun Devil programs throughout the year.

Sun Devil Hockey games are streamed exclusively on NCHC.tv, home of the National Collegiate Hockey Conference.

Michael Lewis, KSAZ/KUTP Senior Vice President and General Manager, stated, "As longtime fans of ASU's athletic program, we are proud to become the go-to source for everything Sun Devils. Through this partnership, we will provide viewers with premier, behind-the-scenes coverage so they are game day ready!"

"We can feel the excitement as we begin the next chapter of Sun Devil Athletics. Connecting and reconnecting Sun Devils across the Valley is critical for us. This partnership with FOX 10 will bring our fans into new and exciting moments throughout the year. We are focused on igniting our fan base, and this is an important step in that direction," said ASU Athletics Director Graham Rossini.

NEW LINEUP OF ASU COVERAGE ON FOX 10 TO INCLUDE:

ASU Hockey games – FOX 10 will broadcast 11 ASU hockey games this season, beginning with the Oct. 12 game against Michigan. All Sun Devil Hockey home and conference road games will be streamed on NCHC.tv.

"Sparky's Den with Coach Dillingham" – This ASU produced-program will offer viewers a comprehensive review of key plays and players from previous games and behind-the-scenes insights into game preparation and practice, with exclusive interviews with Coach Kenny Dillingham and Sun Devil Football student-athletes. An hour-long edition of "Sparky's Den" will air at 8 p.m. on Fridays on FOX 10 Xtra, with a condensed version airing on FOX 10 at 10:30 p.m., and both will be available to stream on FOX Local.

"ASU All Access" – This FOX 10-produced program will showcase ASU student-athletes, coaches, staff, alumni and all who support ASU and Sun Devil Athletics. The half-hour program will air at 11 p.m. Sundays on FOX 10 and move to 10:30 p.m. Fridays after the football season, and will stream on FOX Local.

Sun Devil Hockey and FOX 10 games:

Oct. 12 - 5:00 p.m. MST: vs. Michigan (Fox 10 Xtra)

Nov. 15 - 7:00 p.m. MST: vs. Omaha (Fox 10 Xtra)

Nov. 16 - 5:00 p.m. MST: vs. Omaha (Fox 10 Xtra)

Nov. 23 - 6:00 p.m. MST: at No. 1 Denver (Fox 10 Xtra)

Dec. 6 - 7:00 p.m. MST: vs. Minnesota Duluth (Fox 10 Xtra)

Jan. 10 - 8:00 p.m. MST: vs. North Dakota (Fox 10 Xtra)

Jan. 11 - 5:00 p.m. MST: vs. North Dakota (Fox 10 Xtra)

Jan. 17 - 6:30 p.m. MST: at St. Cloud State (FOX 10)

Jan. 18 - 9/9:30 p.m. MST: at St. Cloud State (tape delayed on Fox 10 Xtra)

Jan. 25 - 5:00 p.m. MST: vs. Colorado College (Fox 10 Xtra)

Feb. 8 - 5:00 p.m. MST: vs. Denver (Fox 10 Xtra)

2024-25 TV ROSTER



1

**LUKE
PAVICICH**
G|6-2|195|L|SR.



2

**NOAH
BECK**
D|6-3|206|L|SR.




5

**TY
MURCHISON**
D|6-2|205|L|SR.



7

**JOEL
KJELLBERG**
D|6-0|190|R|FR.



8

**ARTEM
SHLAINE**
F|6-1|185|L|GR.




9

**ANTHONY
DOWD**
D|5-7|152|R|SO.




10

**TUCKER
NESS**
D|6-3|216|R|JR.



11

**BENJI
ECKERLE**
F|5-10|181|L|GR.




12

**CULLEN
POTTER**
F|5-10|172|L|FR.



13

**HUNTER
MULLETT**
D|6-0|160|L|FR.



14

**TY
JACKSON**
F|5-8|157|L|GR.



15

**DYLAN
JACKSON**
F|5-10|166|R|GR.



16

**ETHAN
SZMAGAJ**
FD|6-0|197|R|SR.



18

**DAVID
HYMOVITCH**
F|6-0|177|R|SO.



23

**BENNETT
SCHIMEK**
F|6-0|192|R|JR.



25

**KYLE
SMOLEN**
F|5-11|165|R|SO.




29

**COLE
GORDON**
F|6-2|205|L|SO.



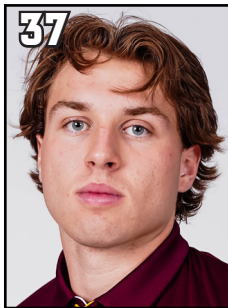
30

**CHASE
HAMM**
G|5-9|165|L|SO.



31

**GIBSON
HOMER**
G|6-5|210|L|JR.



37

**SAM
COURT**
D|5-10|184|R|FR.




39

**ZAKARI
BRICE**
G|5-11|180|L|FR.



43

**COLE
HELM**
F|6-0|195|L|SO.




51

**CRUZ
LUCIUS**
F|6-0|195|R|JR.



53

**RYAN
ALEXANDER**
F|5-10|176|L|JR.




61

**LUKAS
SILLINGER**
F|5-10|170|L|GR.



74

**BRASEN
BOSER**
D|5-11|178|L|FR.




82

**CHARLIE
SCHOEN**
F|5-10|160|R|JR.



89

**TONY
ACHILLE**
F|5-11|172|L|SO.



92

**RYAN
KIRWAN**
F|6-2|205|L|SR.

2024-25 TEAM STATISTICS



2024-25 Arizona St. Men's Ice Hockey
Overall Team Statistics
All games

Page 1/2
as of Jan 26, 2025

Team statistics

	ASU	OPP
SHOT STATISTICS		
Goals-Shot attempts	84-772	61-709
Shot pct.	.109	.086
Goals/Game	3.50	2.54
Shots/Game	32.17	29.54
Assists	150	101
POWER PLAYS		
Goals-Power Plays	21-76	12-72
Conversion Percent	.276	.167
Shot Attempts	101	99
Shot Percent	.208	.121
SHORT-HANDED		
Goals-Shot attempts	5-17	5-24
Shot Percent	.294	.208
GOAL BREAKDOWN		
Total Goals	84	61
Power Play	21	12
Short-handed	5	5
Empty net	6	4
Penalty	0	0
Unassisted	4	2
Overtime	1	3
Delayed Penalty	1	0
Game winning	14	9
First Goal	15	8
Game Tying Goal	1	0
Extra Attacker	5	4
BLOCKS		
Blocks	333	283
Blocks/Game	13.88	11.79
PENALTIES		
Number	86	84
Minutes	180	196
Penalties/Game	3.58	3.50
Penalty minutes/Game	7.50	8.17
Minor	85	78
Major	0	4
10-minute Misconduct	1	1
Game Misconduct	0	1
Gross Misconduct	0	0
Match	0	0
FACEOFFS (W-L)		
Faceoff W-L pct.	.476	.524
SHOOTOUTS (Made-Att)		
	1-2	0-3
ATTENDANCE		
Total	59929	41538
Dates/Avg Per Date	12/4994	12/3462
Neutral Site #/Avg	0/0	-

Goals by Periods

Team	1st	2nd	3rd	OT	TOTAL
ASU	17	25	41	1	84
Opponents	12	17	29	3	61

Shots by Periods

Team	1st	2nd	3rd	OT	TOTAL
ASU	242	259	265	6	772
Opponents	195	256	247	11	709

Saves by Periods

Team	1st	2nd	3rd	OT	TOTAL
ASU	183	239	218	8	648
Opponents	225	234	224	5	688

2024-25 CATEGORY LEADERS



2024-25 Arizona St. Men's Ice Hockey
Category Leaders
All games

Page 1/2
as of Jan 26, 2025

Points

#	Player	GP	G	A	PTS	SH
92	Kirwan, Ryan	24	16	10	26	115
2	Beck, Noah	24	4	19	23	41
8	Shlaine, Artem	18	9	13	22	35
23	Schimek, Bennett	22	8	14	22	56
25	Smolen, Kyle	24	7	14	21	44
61	Sillinger, Lukas	22	3	18	21	33
14	Jackson, Ty	22	5	9	14	35
12	Potter, Cullen	22	8	5	13	75
15	Jackson, Dylan	18	6	7	13	33
53	Alexander, Ryan	18	3	5	8	36

Assists

#	Player	GP	G	A	PTS	SH
2	Beck, Noah	24	4	19	23	41
61	Sillinger, Lukas	22	3	18	21	33
23	Schimek, Bennett	22	8	14	22	56
25	Smolen, Kyle	24	7	14	21	44
8	Shlaine, Artem	18	9	13	22	35
92	Kirwan, Ryan	24	16	10	26	115
14	Jackson, Ty	22	5	9	14	35
15	Jackson, Dylan	18	6	7	13	33
37	Court, Sam	24	2	6	8	55
53	Alexander, Ryan	18	3	5	8	36

Goals

#	Player	GP	G	A	PTS	SH
92	Kirwan, Ryan	24	16	10	26	115
8	Shlaine, Artem	18	9	13	22	35
23	Schimek, Bennett	22	8	14	22	56
12	Potter, Cullen	22	8	5	13	75
25	Smolen, Kyle	24	7	14	21	44
15	Jackson, Dylan	18	6	7	13	33
14	Jackson, Ty	22	5	9	14	35
2	Beck, Noah	24	4	19	23	41
11	Eckerle, Benji	24	3	4	7	30
61	Sillinger, Lukas	22	3	18	21	33

Shots

#	Player	GP	G	A	PTS	SH	SH%
92	Kirwan, Ryan	24	16	10	26	115	.139
12	Potter, Cullen	22	8	5	13	75	.107
23	Schimek, Bennett	22	8	14	22	56	.143
37	Court, Sam	24	2	6	8	55	.036
25	Smolen, Kyle	24	7	14	21	44	.159
2	Beck, Noah	24	4	19	23	41	.098
74	Boser, Brasen	24	1	2	3	37	.027
53	Alexander, Ryan	18	3	5	8	36	.083
14	Jackson, Ty	22	5	9	14	35	.143
8	Shlaine, Artem	18	9	13	22	35	.257

Power-Play Goals

#	Player	GP	PPG
2	Beck, Noah	24	4
25	Smolen, Kyle	24	4
14	Jackson, Ty	22	3
92	Kirwan, Ryan	24	3
23	Schimek, Bennett	22	2
61	Sillinger, Lukas	22	1
8	Shlaine, Artem	18	1
9	Dowd, Anthony	24	1
12	Potter, Cullen	22	1
37	Court, Sam	24	1

Shot Pct.

#	Player	GP	G	A	PTS	SH	SH%
8	Shlaine, Artem	18	9	13	22	35	.257
15	Jackson, Dylan	18	6	7	13	33	.182
25	Smolen, Kyle	24	7	14	21	44	.159
82	Schoen, Charlie	9	3	2	5	19	.158
14	Jackson, Ty	22	5	9	14	35	.143
23	Schimek, Bennett	22	8	14	22	56	.143
18	Hymovitch, David	18	2	3	5	14	.143
92	Kirwan, Ryan	24	16	10	26	115	.139
29	Gordon, Cole	22	2	2	4	17	.118
12	Potter, Cullen	22	8	5	13	75	.107

2024-25 CATEGORY LEADERS



2024-25 Arizona St. Men's Ice Hockey
Category Leaders
All games

Page 2/2
as of Jan 26, 2025

Short-Handed Goals

#	Player	GP	SHG
23	Schimek, Bennett	22	2
8	Shlaine, Artem	18	1
16	Szmagaj, Ethan	15	1
25	Smolen, Kyle	24	1

Penalties

#	Player	GP	PEN	MIN
5	Murchison, Ty	24	15	38
2	Beck, Noah	24	9	18
25	Smolen, Kyle	24	8	16
11	Eckerle, Benji	24	6	12
7	Kjellberg, Joel	20	6	12
37	Court, Sam	24	5	10
61	Sillinger, Lukas	22	4	8
15	Jackson, Dylan	18	4	8
14	Jackson, Ty	22	4	8
9	Dowd, Anthony	24	3	6

Game-Winning Goals

#	Player	GP	GWG
92	Kirwan, Ryan	24	3
15	Jackson, Dylan	18	2
8	Shlaine, Artem	18	2
11	Eckerle, Benji	24	1
14	Jackson, Ty	22	1
16	Szmagaj, Ethan	15	1
18	Hymovitch, David	18	1
25	Smolen, Kyle	24	1
12	Potter, Cullen	22	1
74	Boser, Brasen	24	1

Penalty Minutes

#	Player	GP	PEN	MIN
5	Murchison, Ty	24	15	38
2	Beck, Noah	24	9	18
25	Smolen, Kyle	24	8	16
11	Eckerle, Benji	24	6	12
7	Kjellberg, Joel	20	6	12
37	Court, Sam	24	5	10
61	Sillinger, Lukas	22	4	8
15	Jackson, Dylan	18	4	8
14	Jackson, Ty	22	4	8
9	Dowd, Anthony	24	3	6

Plus/Minus

#	Player	GP	+/-
2	Beck, Noah	24	+11
8	Shlaine, Artem	18	+10
53	Alexander, Ryan	18	+9
9	Dowd, Anthony	24	+8
5	Murchison, Ty	24	+7
25	Smolen, Kyle	24	+7
92	Kirwan, Ryan	24	+6
82	Schoen, Charlie	9	+6
7	Kjellberg, Joel	20	+6
15	Jackson, Dylan	18	+2

2024-25 INDIVIDUAL GAME-BY-GAME STATISTICS

Opponent	Date	Score		1	2	5	7	8	9	10	11	12	14	15
				PAVICICH,L	BECK,NOAH	MURCHISON	KJELLBERG	SHLAINE,AR	DOWD,ANTHO	NESS,TUCKE	ECKERLE,BE	POTTER,CUL	JACKSON,TY	JACKSON,DY
at USAFA	10/04/2024	8-1	W	DNP	0-3-3	0-0-0	0-1-1	DNP	0-0-0	DNP	0-1-1	1-0-1	0-1-1	1-1-2
at USAFA	10/05/2024	3-4	Lot	0-0-0	0-2-2	0-0-0	0-0-0	DNP	0-1-1	DNP	0-0-0	0-1-1	0-0-0	0-1-1
Mich	10/11/2024	1-4	L	DNP	0-1-1	0-0-0	0-0-0	DNP	0-0-0	DNP	0-0-0	0-0-0	1-0-1	0-1-1
Mich	10/12/2024	3-3	ot	DNP	1-1-2	0-0-0	0-0-0	DNP	0-1-1	DNP	0-0-0	1-1-2	0-0-0	1-0-1
at PROV	10/18/2024	1-4	L	DNP	0-0-0	0-0-0	0-0-0	DNP	0-0-0	DNP	0-0-0	0-0-0	0-0-0	0-0-0
at PROV	10/19/2024	1-2	L	0-0-0	0-1-1	0-0-0	DNP	DNP	0-0-0	0-0-0	0-0-0	0-0-0	0-1-1	0-0-0
at NMU	10/25/2024	3-1	W	0-0-0	0-1-1	0-1-1	DNP	0-1-1	0-0-0	0-0-0	1-0-1	0-0-0	0-0-0	0-1-1
at NMU	10/26/2024	2-0	W	DNP	0-0-0	0-0-0	DNP	0-0-0	0-0-0	DNP	0-0-0	0-0-0	0-0-0	0-0-0
at CC	11/08/2024	3-4	Lot	DNP	1-1-2	0-0-0	DNP	0-0-0	0-1-1	0-0-0	0-1-1	0-1-1	0-1-1	1-0-1
at CC	11/09/2024	1-3	L	0-0-0	0-0-0	0-0-0	0-0-0	0-0-0	0-0-0	0-0-0	0-0-0	0-0-0	0-1-1	0-0-0
UNO	11/15/2024	2-4	L	0-0-0	0-0-0	0-0-0	0-0-0	0-0-0	1-0-1	0-0-0	0-0-0	0-0-0	1-0-1	DNP
UNO	11/16/2024	3-2	W	0-0-0	0-0-0	0-0-0	0-0-0	1-0-1	0-1-1	0-0-0	0-0-0	0-0-0	0-1-1	DNP
at Denver	11/22/2024	3-2	W	0-0-0	0-0-0	0-0-0	0-0-0	2-0-2	0-0-0	0-1-1	0-0-0	0-1-1	0-0-0	0-0-0
at Denver	11/23/2024	5-2	W	0-0-0	1-0-1	0-0-0	0-1-1	2-0-2	0-0-0	0-0-0	0-2-2	1-0-1	0-0-0	0-0-0
UMD	12/06/2024	5-3	W	0-0-0	0-0-0	0-0-0	0-0-0	0-1-1	0-0-0	0-0-0	0-0-0	1-0-1	1-1-2	1-1-2
UMD	12/07/2024	3-2	Wot	0-0-0	0-2-2	0-0-0	0-0-0	0-1-1	0-0-0	0-0-0	0-0-0	0-0-0	0-1-1	1-1-2
RM	01/03/2025	7-3	W	0-0-0	0-2-2	0-0-0	0-1-1	0-2-2	0-1-1	0-1-1	1-0-1	2-0-2	0-0-0	0-0-0
CU	01/04/2025	4-0	W	DNP	0-1-1	0-0-0	0-0-0	0-0-0	0-0-0	DNP	0-0-0	0-0-0	1-0-1	0-1-1
UND	01/10/2025	4-1	W	DNP	0-1-1	0-0-0	0-0-0	1-0-1	0-0-0	0-0-0	0-0-0	1-0-1	DNP	DNP
UND	01/11/2025	3-4	Lot	0-0-0	0-1-1	0-0-0	0-0-0	2-0-2	0-0-0	0-0-0	0-0-0	0-0-0	DNP	DNP
at SCSU	01/17/2025	6-3	W	DNP	0-0-0	0-1-1	0-1-1	0-1-1	0-0-0	DNP	1-0-1	1-0-1	0-1-1	DNP
at SCSU	01/18/2025	5-3	W	DNP	1-1-2	0-0-0	0-0-0	1-3-4	0-0-0	DNP	0-0-0	0-1-1	1-0-1	DNP
CC	01/24/2025	4-1	W	0-0-0	0-0-0	0-0-0	0-1-1	0-2-2	0-0-0	DNP	0-0-0	DNP	0-1-1	1-0-1
CC	01/25/2025	4-5	L	DNP	0-1-1	0-0-0	0-0-0	0-2-2	0-0-0	DNP	0-0-0	DNP	0-0-0	0-0-0

Opponent	Date	Score		16	18	23	25	29	31	37	43	51	53	61
				SZMAGAJ,ET	HYMOVITCH	SCHIMEK,BE	SMOLEN,KYL	GORDON,COL	HOMER,GIBS	COURT,SAM	HELM,COLE	LUCIUS,CRU	ALEXANDER	SILLINGER
at USAFA	10/04/2024	8-1	W	0-0-0	0-1-1	3-1-4	2-0-2	1-0-1	0-0-0	0-0-0	0-1-1	DNP	0-0-0	0-1-1
at USAFA	10/05/2024	3-4	Lot	0-0-0	0-0-0	1-1-2	1-0-1	0-0-0	DNP	0-0-0	0-0-0	DNP	0-0-0	0-0-0
Mich	10/11/2024	1-4	L	0-0-0	0-0-0	0-0-0	0-0-0	0-0-0	0-0-0	0-0-0	DNP	DNP	0-0-0	0-0-0
Mich	10/12/2024	3-3	ot	0-0-0	0-0-0	0-1-1	0-0-0	0-0-0	0-0-0	0-0-0	DNP	DNP	0-0-0	0-2-2
at PROV	10/18/2024	1-4	L	0-0-0	0-0-0	0-1-1	0-0-0	0-0-0	0-0-0	0-0-0	DNP	DNP	0-0-0	0-0-0
at PROV	10/19/2024	1-2	L	0-0-0	0-0-0	0-0-0	0-0-0	0-0-0	DNP	0-0-0	DNP	DNP	0-0-0	0-0-0
at NMU	10/25/2024	3-1	W	0-0-0	0-0-0	1-0-1	0-0-0	DNP	DNP	0-0-0	DNP	DNP	0-0-0	0-2-2
at NMU	10/26/2024	2-0	W	0-0-0	0-0-0	0-1-1	0-1-1	DNP	0-0-0	0-1-1	DNP	DNP	0-0-0	0-0-0
at CC	11/08/2024	3-4	Lot	0-0-0	0-0-0	0-0-0	0-1-1	0-0-0	0-0-0	0-0-0	DNP	DNP	1-0-1	DNP
at CC	11/09/2024	1-3	L	0-0-0	1-0-1	DNP	0-1-1	0-0-0	DNP	0-0-0	DNP	DNP	0-0-0	DNP
UNO	11/15/2024	2-4	L	0-0-0	0-0-0	DNP	0-0-0	0-0-0	DNP	0-1-1	0-0-0	DNP	0-0-0	0-1-1
UNO	11/16/2024	3-2	W	DNP	1-0-1	0-0-0	0-2-2	0-0-0	DNP	0-0-0	DNP	DNP	1-1-2	0-0-0
at Denver	11/22/2024	3-2	W	DNP	0-0-0	1-0-1	0-1-1	0-0-0	DNP	0-0-0	DNP	DNP	0-2-2	0-1-1
at Denver	11/23/2024	5-2	W	DNP	0-1-1	1-1-2	0-1-1	0-0-0	DNP	0-0-0	DNP	DNP	0-1-1	0-2-2
UMD	12/06/2024	5-3	W	DNP	0-0-0	0-1-1	0-1-1	0-0-0	DNP	1-1-2	DNP	DNP	1-0-1	0-1-1
UMD	12/07/2024	3-2	Wot	DNP	0-0-0	0-0-0	1-0-1	0-0-0	DNP	0-1-1	DNP	DNP	0-0-0	0-0-0
RM	01/03/2025	7-3	W	DNP	0-1-1	0-3-3	0-2-2	0-0-0	DNP	0-0-0	DNP	DNP	DNP	0-0-0
CU	01/04/2025	4-0	W	DNP	DNP	0-1-1	0-0-0	0-0-0	0-0-0	1-1-2	DNP	DNP	DNP	1-1-2
UND	01/10/2025	4-1	W	DNP	DNP	0-1-1	1-1-2	0-0-0	0-0-0	0-0-0	DNP	0-1-1	DNP	0-2-2
UND	01/11/2025	3-4	Lot	DNP	0-0-0	1-0-1	0-0-0	0-0-0	DNP	0-0-0	DNP	0-1-1	DNP	0-2-2
at SCSU	01/17/2025	6-3	W	0-0-0	DNP	0-0-0	1-1-2	0-2-2	0-0-0	0-0-0	DNP	0-0-0	DNP	1-1-2
at SCSU	01/18/2025	5-3	W	0-0-0	DNP	0-1-1	0-2-2	0-0-0	0-0-0	0-0-0	DNP	0-0-0	DNP	1-1-2
CC	01/24/2025	4-1	W	1-0-1	DNP	0-1-1	1-0-1	1-0-1	DNP	0-1-1	DNP	0-0-0	0-1-1	0-0-0
CC	01/25/2025	4-5	L	0-0-0	DNP	0-0-0	0-0-0	0-0-0	0-0-0	0-0-0	DNP	0-0-0	0-0-0	0-1-1

Opponent	Date	Score		74	82	89	92
				BOSER,BRAS	SCHOEN,CHA	ACHILLE,TO	KIRWAN,RYA
at USAFA	10/04/2024	8-1	W	0-0-0	DNP	DNP	0-1-1
at USAFA	10/05/2024	3-4	Lot	0-0-0	DNP	DNP	1-0-1
Mich	10/11/2024	1-4	L	0-0-0	DNP	0-0-0	0-0-0
Mich	10/12/2024	3-3	ot	0-0-0	DNP	0-0-0	0-0-0
at PROV	10/18/2024	1-4	L	0-0-0	DNP	0-0-0	1-0-1
at PROV	10/19/2024	1-2	L	0-0-0	DNP	0-0-0	1-0-1
at NMU	10/25/2024	3-1	W	0-0-0	0-0-0	DNP	1-0-1
at NMU	10/26/2024	2-0	W	0-0-0	DNP	DNP	2-0-2
at CC	11/08/2024	3-4	Lot	0-0-0	DNP	0-0-0	0-0-0
at CC	11/09/2024	1-3	L	0-0-0	DNP	0-0-0	0-0-0
UNO	11/15/2024	2-4	L	0-1-1	DNP	DNP	0-1-1
UNO	11/16/2024	3-2	W	0-0-0	DNP	DNP	0-1-1
at Denver	11/22/2024	3-2	W	0-0-0	DNP	DNP	0-0-0
at Denver	11/23/2024	5-2	W	0-0-0	DNP	DNP	0-0-0
UMD	12/06/2024	5-3	W	0-0-0	DNP	DNP	0-1-1
UMD	12/07/2024	3-2	Wot	0-0-0	DNP	DNP	1-0-1
RM	01/03/2025	7-3	W	0-0-0	1-0-1	DNP	3-0-3
CU	01/04/2025	4-0	W	0-0-0	0-0-0	DNP	1-1-2
UND	01/10/2025	4-1	W	1-0-1	0-0-0	0-0-0	0-1-1
UND	01/11/2025	3-4	Lot	0-0-0	0-0-0	0-0-0	0-0-0
at SCSU	01/17/2025	6-3	W	0-0-0	0-1-1	0-0-0	2-1-3
at SCSU	01/18/2025	5-3	W	0-0-0	0-0-0	0-0-0	1-0-1
CC	01/24/2025	4-1	W	0-0-0	0-0-0	DNP	0-1-1
CC	01/25/2025	4-5	L	0-1-1	2-1-3	DNP	2-2-4

2024-25 TEAM GAME-BY-GAME



2024-25 Arizona St. Men's Ice Hockey
Team Game-by-Game
All games

Page 1/2
as of Jan 26, 2025

Date	Opponent	Score	G	A	PTS	SHOTS	SH%	+/-	PEN-MIN	PP	SH	EN	GW	GT	HAT	UA	BLK
10/04/2024	at Air Force	8-1	8	12	20	24	.333	+22	6-12	2	3	0	1	0	1	1	14
10/05/2024	at Air Force	3-4	3	6	9	35	.086	0	4-8	0	0	0	0	0	0	0	8
10/11/2024	Michigan	1-4	1	2	3	36	.028	-16	5-18	1	0	0	0	0	0	0	17
10/12/2024	Michigan	3-3	3	6	9	31	.097	-5	5-10	1	0	0	0	1	0	0	20
10/18/2024	at Providence	1-4	1	1	2	28	.036	-16	1-2	0	0	0	0	0	0	0	10
10/19/2024	at Providence	1-2	1	2	3	32	.031	-4	3-6	0	0	0	0	0	0	0	11
10/25/2024	at Northern Mich.	3-1	3	6	9	40	.075	+11	1-2	0	0	1	1	0	0	0	12
10/26/2024	at Northern Mich.	2-0	2	3	5	38	.053	+5	3-6	1	0	1	1	0	0	0	8
11/08/2024	at Colorado Col.	3-4	3	6	9	30	.100	-3	3-6	1	0	0	0	0	0	0	13
11/09/2024	at Colorado Col.	1-3	1	2	3	42	.024	-5	4-8	0	0	0	0	0	0	0	15
11/15/2024	Omaha	2-4	2	4	6	43	.047	-11	3-6	1	0	0	0	0	0	0	12
11/16/2024	Omaha	3-2	3	6	9	44	.068	+5	4-8	0	0	0	1	0	0	0	11
11/22/2024	at Denver	3-2	3	6	9	30	.100	+10	3-6	0	0	0	1	0	0	0	11
11/23/2024	at Denver	5-2	5	9	14	29	.172	+15	1-2	1	0	1	1	0	0	0	9
12/06/2024	Minn. Duluth	5-3	5	8	13	28	.179	+5	1-2	1	0	1	1	0	0	1	14
12/07/2024	Minn. Duluth	3-2	3	6	9	28	.107	+3	5-10	0	0	0	1	0	0	0	11
01/03/2025	Robert Morris	7-3	7	13	20	35	.200	+30	6-12	1	0	0	1	0	1	0	6
01/04/2025	Cornell	4-0	4	6	10	28	.143	+15	2-4	1	0	0	1	0	0	1	25
01/10/2025	North Dakota	4-1	4	7	11	31	.129	+10	2-4	1	0	0	1	0	0	0	16
01/11/2025	North Dakota	3-4	3	4	7	24	.125	-9	8-16	2	1	0	0	0	0	1	20
01/17/2025	at St. Cloud St.	6-3	6	10	16	28	.214	+15	5-10	1	0	1	1	0	0	0	16
01/18/2025	at St. Cloud St.	5-3	5	9	14	25	.200	-10	3-6	4	0	1	1	0	0	0	15
01/24/2025	Colorado Col.	4-1	4	8	12	29	.138	+9	4-8	1	1	0	1	0	0	0	15
01/25/2025	Colorado Col.	4-5	4	8	12	34	.118	-10	4-8	1	0	0	0	0	0	0	24
ASU			84	150	234	772	.109	+66	86-180	21	5	6	14	1	2	4	333
Opponents			61	101	162	709	.086	-76	84-196	12	5	4	9	0	2	2	283

TEAM PER-GAME

Games played	Shots per game	Goals per game	Assists per game	Points per game
24	32.17	3.50	6.25	9.75

Date	Opponent	Score	MINUTES	GA	GA AVG	SAVES	SAVES%	W	L	T	PP	SH	EN	PN	SO
10/04/2024	at Air Force	8-1	60:00	1	1.00	27	.964	1	0	0	0	0	0	0	0
10/05/2024	at Air Force	3-4	62:44	4	2.44	29	.918	0	1	0	1	0	0	0	0
10/11/2024	Michigan	1-4	60:00	4	2.96	30	.905	0	1	0	1	2	1	0	0
10/12/2024	Michigan	3-3	65:00	3	2.91	31	.907	0	0	1	0	0	0	0	0
10/18/2024	at Providence	1-4	60:00	4	3.12	23	.897	0	1	0	0	0	0	1	0
10/19/2024	at Providence	1-2	60:00	2	2.94	36	.907	0	1	0	0	0	0	0	0
10/25/2024	at Northern Mich.	3-1	60:00	1	2.67	16	.910	1	0	0	0	0	0	0	0
10/26/2024	at Northern Mich.	2-0	60:00	0	2.34	22	.918	1	0	0	0	0	0	0	0
11/08/2024	at Colorado Col.	3-4	61:44	4	2.51	17	.909	0	1	0	1	0	0	0	0
11/09/2024	at Colorado Col.	1-3	60:00	3	2.56	18	.905	0	1	0	1	0	1	0	0
11/15/2024	Omaha	2-4	60:00	4	2.69	19	.899	0	1	0	1	0	1	0	0
11/16/2024	Omaha	3-2	60:00	2	2.63	20	.900	1	0	0	0	0	0	0	0
11/22/2024	at Denver	3-2	60:00	2	2.58	30	.903	1	0	0	1	0	0	0	0
11/23/2024	at Denver	5-2	60:00	2	2.54	26	.905	1	0	0	1	0	0	0	0
12/06/2024	Minn. Duluth	5-3	60:00	3	2.57	35	.907	1	0	0	0	0	0	0	0
12/07/2024	Minn. Duluth	3-2	64:42	2	2.53	33	.909	1	0	0	0	0	0	0	0
01/03/2025	Robert Morris	7-3	60:00	3	2.55	22	.908	1	0	0	3	0	0	0	0
01/04/2025	Cornell	4-0	60:00	0	2.41	34	.914	1	0	0	0	0	0	0	0
01/10/2025	North Dakota	4-1	60:00	1	2.34	27	.917	1	0	0	0	1	0	0	0
01/11/2025	North Dakota	3-4	73:33	4	2.39	32	.915	0	1	0	1	2	0	0	0
01/17/2025	at St. Cloud St.	6-3	60:00	3	2.42	30	.915	1	0	0	1	0	0	0	0
01/18/2025	at St. Cloud St.	5-3	60:00	3	2.45	31	.914	1	0	0	0	0	0	0	0
01/24/2025	Colorado Col.	4-1	60:00	1	2.39	24	.916	1	0	0	0	0	0	0	0
01/25/2025	Colorado Col.	4-5	60:00	5	2.49	36	.914	0	1	0	0	0	0	0	0
ASU			1467:43	61	2.49	648	.914	14	9	1	12	5	4	0	0
Opponents			1467:43	84	3.43	688	.891	9	14	1	21	5	6	0	1

2024-25 OPPONENT GAME-BY-GAME



2024-25 Arizona St. Men's Ice Hockey
Opponent Game-by-Game
All games

Page 1/2
as of Jan 26, 2025

Date	Opponent	Score	G	A	PTS	SHOTS	SH%	+/-	PEN-MIN	PP	SH	EN	GW	GT	HAT	UA	BLK
10/04/2024	at Air Force	8-1	1	1	2	28	.036	-25	2-4	0	0	0	0	0	0	0	14
10/05/2024	at Air Force	3-4	4	7	11	33	.121	+1	3-6	1	0	0	1	0	0	0	17
10/11/2024	Michigan	1-4	4	5	9	34	.118	+13	8-24	1	2	1	1	0	1	0	10
10/12/2024	Michigan	3-3	3	4	7	34	.088	+6	5-10	0	0	0	0	0	0	1	17
10/18/2024	at Providence	1-4	4	7	11	27	.148	+15	2-4	0	0	1	1	0	1	0	6
10/19/2024	at Providence	1-2	2	3	5	38	.053	+5	2-4	0	0	0	1	0	0	0	11
10/25/2024	at Northern Mich.	3-1	1	2	3	17	.059	-11	2-7	0	0	0	0	0	0	0	16
10/26/2024	at Northern Mich.	2-0	0	0	0	22	.000	-6	5-10	0	0	0	0	0	0	0	19
11/08/2024	at Colorado Col.	3-4	4	6	10	21	.190	+4	4-8	1	0	0	1	0	0	0	14
11/09/2024	at Colorado Col.	1-3	3	5	8	21	.143	+5	3-6	1	0	1	1	0	0	0	14
11/15/2024	Omaha	2-4	4	7	11	23	.174	+10	3-6	1	0	1	1	0	0	0	16
11/16/2024	Omaha	3-2	2	4	6	22	.091	-5	5-10	0	0	0	0	0	0	0	13
11/22/2024	at Denver	3-2	2	4	6	32	.063	-10	3-6	1	0	0	0	0	0	0	1
11/23/2024	at Denver	5-2	2	4	6	28	.071	-16	2-4	1	0	0	0	0	0	0	7
12/06/2024	Minn. Duluth	5-3	3	5	8	38	.079	-6	2-4	0	0	0	0	0	0	0	11
12/07/2024	Minn. Duluth	3-2	2	4	6	35	.057	-3	5-10	0	0	0	0	0	0	0	12
01/03/2025	Robert Morris	7-3	3	4	7	25	.120	-30	2-4	3	0	0	0	0	0	0	15
01/04/2025	Cornell	4-0	0	0	0	34	.000	-15	3-6	0	0	0	0	0	0	0	10
01/10/2025	North Dakota	4-1	1	1	2	28	.036	-11	4-8	0	1	0	0	0	0	0	14
01/11/2025	North Dakota	3-4	4	6	10	36	.111	+9	6-18	1	2	0	1	0	0	1	11
01/17/2025	at St. Cloud St.	6-3	3	5	8	33	.091	-16	2-4	1	0	0	0	0	0	0	5
01/18/2025	at St. Cloud St.	5-3	3	6	9	34	.088	+10	7-25	0	0	0	0	0	0	0	7
01/24/2025	Colorado Col.	4-1	1	2	3	25	.040	-10	2-4	0	0	0	0	0	0	0	14
01/25/2025	Colorado Col.	4-5	5	9	14	41	.122	+10	2-4	0	0	0	1	0	0	0	9
Opponents			61	101	162	709	.086	-76	84-196	12	5	4	9	0	2	2	283
ASU			84	150	234	772	.109	+66	86-180	21	5	6	14	1	2	4	333

OPPONENT PER-GAME

Games played	Shots per game	Goals per game	Assists per game	Points per game
24	29.54	2.54	4.21	6.75

Date	Opponent	Score	MINUTES	GA	GA AVG	SAVES	SAVES%	W	L	T	PP	SH	EN	PN	SO
10/04/2024	at Air Force	8-1	60:00	8	8.00	16	.667	0	1	0	2	3	0	0	0
10/05/2024	at Air Force	3-4	62:44	3	5.38	32	.814	1	0	0	0	0	0	0	0
10/11/2024	Michigan	1-4	60:00	1	3.94	35	.874	1	0	0	1	0	0	0	0
10/12/2024	Michigan	3-3	65:00	3	3.63	28	.881	0	0	1	1	0	0	0	1
10/18/2024	at Providence	1-4	60:00	1	3.12	27	.896	1	0	0	0	0	0	0	0
10/19/2024	at Providence	1-2	60:00	1	2.77	31	.909	1	0	0	0	0	0	0	0
10/25/2024	at Northern Mich.	3-1	60:00	3	2.81	37	.912	0	1	0	0	0	0	1	0
10/26/2024	at Northern Mich.	2-0	60:00	2	2.71	36	.917	0	1	0	1	0	1	0	0
11/08/2024	at Colorado Col.	3-4	61:44	3	2.73	27	.915	1	0	0	1	0	0	0	0
11/09/2024	at Colorado Col.	1-3	60:00	1	2.56	41	.923	1	0	0	0	0	0	0	0
11/15/2024	Omaha	2-4	60:00	2	2.51	41	.926	1	0	0	1	0	0	0	0
11/16/2024	Omaha	3-2	60:00	3	2.55	41	.927	0	1	0	0	0	0	0	0
11/22/2024	at Denver	3-2	60:00	3	2.58	27	.925	0	1	0	0	0	0	0	0
11/23/2024	at Denver	5-2	60:00	5	2.75	24	.919	0	1	0	1	0	1	0	0
12/06/2024	Minn. Duluth	5-3	60:00	5	2.90	23	.914	0	1	0	1	0	1	0	0
12/07/2024	Minn. Duluth	3-2	64:42	3	2.89	25	.913	0	1	0	0	0	0	0	0
01/03/2025	Robert Morris	7-3	60:00	7	3.13	28	.906	0	1	0	1	0	0	0	0
01/04/2025	Cornell	4-0	60:00	4	3.18	24	.903	0	1	0	1	0	0	0	0
01/10/2025	North Dakota	4-1	60:00	4	3.22	27	.902	0	1	0	1	0	0	0	0
01/11/2025	North Dakota	3-4	73:33	3	3.18	21	.901	1	0	0	2	1	0	0	0
01/17/2025	at St. Cloud St.	6-3	60:00	6	3.31	22	.896	0	1	0	1	0	1	0	0
01/18/2025	at St. Cloud St.	5-3	60:00	5	3.38	20	.893	0	1	0	4	0	1	0	0
01/24/2025	Colorado Col.	4-1	60:00	4	3.41	25	.892	0	1	0	1	1	0	0	0
01/25/2025	Colorado Col.	4-5	60:00	4	3.43	30	.891	1	0	0	1	0	0	0	0
Opponents			1467:43	84	3.43	688	.891	9	14	1	21	5	6	0	1
ASU			1467:43	61	2.49	648	.914	14	9	1	12	5	4	0	0

2024-25 INDIVIDUAL STATISTICS



2024-25 Arizona St. Men's Ice Hockey
Overall Individual Statistics
All games

Page 1/2
as of Jan 26, 2025

Game Records

Overall	Conference	Home	Away	Neutral
14 - 9 - 1	9 - 5 - 0	7 - 4 - 1	7 - 5 - 0	0 - 0 - 0

			Shots						Penalties				Goals										
#	Player	GP	G	A	PTS	SH	SH%	+/-	PEN-MIN	MIN	MAJ	OTH	PP	SH	FG	GW	GT	OT	HT	PN	UA	BLK	
92	Kirwan, Ryan	24	16	10	26	115	.139	+6	2-4	2	0	0	3	0	3	3	0	0	1	0	1	9	
2	Beck, Noah	24	4	19	23	41	.098	+11	9-18	9	0	0	4	0	0	0	0	0	0	0	0	22	
8	Shlaine, Artem	18	9	13	22	35	.257	+10	0-0	0	0	0	1	1	2	2	0	0	0	0	1	5	
23	Schimek, Bennett	22	8	14	22	56	.143	0	2-4	2	0	0	2	2	3	0	0	0	1	0	1	7	
25	Smolen, Kyle	24	7	14	21	44	.159	+7	8-16	8	0	0	4	1	0	1	0	1	0	0	0	20	
61	Sillinger, Lukas	22	3	18	21	33	.091	-1	4-8	4	0	0	1	0	1	0	0	0	0	0	0	15	
14	Jackson, Ty	22	5	9	14	35	.143	+2	4-8	4	0	0	3	0	2	1	0	0	0	0	0	8	
12	Potter, Cullen	22	8	5	13	75	.107	-2	3-6	3	0	0	1	0	2	1	1	0	0	0	0	5	
15	Jackson, Dylan	18	6	7	13	33	.182	+2	4-8	4	0	0	0	0	1	2	0	0	0	0	0	11	
53	Alexander, Ryan	18	3	5	8	36	.083	+9	2-4	2	0	0	0	0	0	0	0	0	0	0	0	8	
37	Court, Sam	24	2	6	8	55	.036	0	5-10	5	0	0	1	0	0	0	0	0	0	0	1	26	
11	Eckerle, Benji	24	3	4	7	30	.100	0	6-12	6	0	0	0	0	0	1	0	0	0	0	0	23	
9	Dowd, Anthony	24	1	5	6	27	.037	+8	3-6	3	0	0	1	0	0	0	0	0	0	0	0	17	
82	Schoen, Charlie	9	3	2	5	19	.158	+6	2-4	2	0	0	0	0	0	0	0	0	0	0	0	1	
18	Hymovitch, David	18	2	3	5	14	.143	+1	0-0	0	0	0	0	0	0	1	0	0	0	0	0	0	
7	Kjellberg, Joel	20	0	5	5	8	.000	+6	6-12	6	0	0	0	0	0	0	0	0	0	0	0	19	
29	Gordon, Cole	22	2	2	4	17	.118	-2	1-2	1	0	0	0	0	1	0	0	0	0	0	0	6	
74	Boser, Brasen	24	1	2	3	37	.027	+1	2-4	2	0	0	0	0	0	1	0	0	0	0	0	38	
5	Murchison, Ty	24	0	2	2	26	.000	+7	15-38	14	0	1	0	0	0	0	0	0	0	0	0	58	
51	Lucius, Cruz	6	0	2	2	13	.000	-2	0-0	0	0	0	0	0	0	0	0	0	0	0	0	5	
10	Ness, Tucker	13	0	2	2	10	.000	+2	2-4	2	0	0	0	0	0	0	0	0	0	0	0	5	
16	Szmagaj, Ethan	15	1	0	1	10	.100	-3	0-0	0	0	0	0	1	0	1	0	0	0	0	0	23	
43	Helm, Cole	3	0	1	1	0	.000	+1	1-2	1	0	0	0	0	0	0	0	0	0	0	0	1	
89	Achille, Tony	10	0	0	0	3	.000	-3	1-2	1	0	0	0	0	0	0	0	0	0	0	0	1	
31	Homer, Gibson	11	0	0	0	0	.000	0	0-0	0	0	0	0	0	0	0	0	0	0	0	0	0	
1	Pavicich, Luke	13	0	0	0	0	.000	0	0-0	0	0	0	0	0	0	0	0	0	0	0	0	0	
TM	TEAM	24	0	0	0	0	.000	0	4-8	0	0	0	0	0	0	0	0	0	0	0	0	0	
Totals		24	84	150	234	772	.109	+66	86-180	85	0	1	21	5	15	14	1	1	2	0	4	333	
Opponents		24	61	101	162	709	.086	-76	84-196	78	4	2	12	5	8	9	0	3	2	0	2	283	

		Goal Average			Saves		Record				Goals Allowed					
#	Player	GP-GS	MINUTES	GA	AVG	SAVES	PCT	W	L	T	SHO	PP	SH	EN	PEN	SOG
31	Homer, Gibson	11-11	655:57	26	2.38	301	.920	6	4	1	2	3	2	2	0	0
1	Pavicich, Luke	13-13	795:26	31	2.34	338	.916	8	5	0	0	9	2	2	0	0
TM	EMPTY NET	-	16:20	4	14.69	9	.692	0	0	0	0	0	1	0	0	0
Totals		24	1467:43	61	2.49	648	.914	14	9	1	2	12	5	4	0	0
Opponents		24	1467:43	84	3.43	688	.891	9	14	1	0	21	5	6	0	1

2024-25 BOX SCORES

Game 1



2024-25 Men's Ice Hockey
Box Score Report
Oct 04, 2024, Start time: 07:05 PM, Cadel Ice Arena, USAF Academy, Colorado
Attendance: 2078

Game duration: 2:25

ARIZONA ST. (1-0-0)

VS

AIR FORCE (0-1-0)

Box score

Prd	Time	Team	Scored by	Assists	Visitors on ice	Home on ice
1	1st 12:30	ASU	SH	Bennett Schimek/1		G31, 16, 5, 23, 53
2	1st 15:57	ASU	EV	Dylan Jackson/1	Ty Jackson/1 Noah Beck/1	G31, 2, 37, 61, 15, 14
3	2nd 05:26	ASU	SH	Bennett Schimek/2	Noah Beck/2	G31, 7, 2, 23, 53
4	2nd 08:16	AF	EV	Clayton Cosentino/1	Nolan Cunningham/1	G31, 7, 74, 61, 15, 14
5	2nd 15:20	ASU	SH	Kyle Smolen/1	Benji Eckerle/1 Joel Kjellberg/1	G31, 7, 5, 11, 25
6	3rd 00:28	ASU	EV	Cullen Potter/1	Bennett Schimek/1	G31, 9, 2, 92, 23, 12
7	3rd 02:39	ASU	PP	Kyle Smolen/2	Noah Beck/3 Dylan Jackson/1	G31, 9, 2, 15, 25, 14
8	3rd 18:44	ASU	PP	Bennett Schimek/3	Ryan Kirwan/1 Lukas Sillinger/1	G31, 37, 92, 61, 23, 12
9	3rd 19:22	ASU	EV	Cole Gordon/1	David Hymovitch/1 Cole Helm/1	G31, 7, 74, 18, 43, 29

Goals by period

Team	1	2	3	Tot
ASU	2	2	4	8
AF	0	1	0	1

Shots by period

Team	1	2	3	Tot
ASU	9	4	11	24
AF	7	12	9	28

Power play goals-ATT (SH)

Period	ASU	AF
1st	0-0(0)	0-2(1)
2nd	0-0(0)	0-3(7)
3rd	2-2(4)	0-1(1)
Total	2-2(4)	0-6(9)

Team summary

#	Player	G	A	P	PM	BL	SH	±
1	Noah Beck	0	3	3	0	0	3	3
5	Ty Murchison	0	0	0	0	2	0	2
7	Joel Kjellberg	0	1	1	2	0	2	2
8	Anthony Dowd	0	0	0	0	0	0	1
11	Benji Eckerle	0	1	1	0	0	0	1
12	Cullen Potter	0	1	1	0	0	2	1
14	Ty Jackson	0	1	1	2	0	4	0
15	Dylan Jackson	1	2	0	3	1	0	1
16	Ethan Szmajag	0	0	0	0	3	0	1
18	David Hymovitch	0	1	1	0	0	0	1
23	Bennett Schimek	3	1	4	0	0	5	3
25	Kyle Smolen	2	0	2	2	1	2	1
29	Cole Gordon	1	0	1	0	0	1	1
31	Gibson Homer	0	0	0	0	0	0	0
37	Sam Court	0	0	0	0	1	1	1
43	Cole Helm	0	1	1	2	0	0	1
61	Ryan Alexander	0	0	0	2	0	0	2
63	Lukas Sillinger	0	1	1	2	0	0	0
74	Brasen Boser	0	0	0	0	1	0	0
82	Ryan Kirwan	0	1	1	0	0	3	1
1	Luke Pavlich	0	0	0	0	0	0	0
30	Chase Hamm	0	0	0	0	0	0	0
Total		8	12	20	12	14	24	22

Falcons

#	Player	G	A	P	PM	BL	SH	±
1	Guy Blessing	0	0	0	0	0	0	0
2	Beau Jarzig	0	0	0	0	0	0	-1
3	Ren Morque	0	0	0	0	0	1	0
8	Ethan Ullrich	0	0	0	0	0	2	-1
10	Austin Schwartz	0	0	0	0	0	2	0
12	James Callahan	0	0	0	0	0	1	-2
13	Mason McCormick	0	0	0	2	3	-2	-2
14	Will Dawson	0	0	0	2	1	0	0
15	Owen Dubois	0	0	0	0	0	0	-1
17	Michael Kadecik	0	0	0	0	0	1	-1
18	Holt Oliphant	0	0	0	0	0	0	-2
20	Nolan Cunningham	0	1	1	0	0	0	0
22	Chris Hedden	0	0	0	0	0	2	-3
26	Clayton Cosentino	1	0	1	0	1	-1	-3
27	Sam Stitz	0	0	0	0	0	1	-1
28	Michell Digby	0	0	0	0	0	1	-1
35	Carter Clifton	0	0	0	0	0	0	0
44	Will Staring	0	0	0	0	0	3	1
48	Nick Remissong	0	0	0	0	0	2	-2
64	Brendan Gibbons	0	0	0	0	0	5	-3
82	Andrew DeCarlo	0	0	0	0	0	0	-3
30	Dominik West	0	0	0	0	0	0	0
Total		1	1	2	4	14	28	-25

Penalty minutes

Period	ASU	AF
1st	2-4	0-0
2nd	3-6	0-0
3rd	1-2	2-4
Total	6-12	2-4

Three stars

Officials

Referee: Michael Sheehan
Referee: Matthew Hallcock
Linesman: Brendan Gormely
Linesman: Seth Mukai

Referee's Signature _____



Game 3



2024-25 Men's Ice Hockey
Box Score Report
Oct 11, 2024, Start time: 03:30 PM, Mullet Arena, Tempe, Arizona
Attendance: 5156

Game duration: 20:48

MICHIGAN (2-1-0)

VS

ARIZONA ST. (1-2-0)

Box score

Prd	Time	Team	Scored by	Assists	Visitors on ice	Home on ice
1	1st 16:17	Michigan	EV	Garrett Schickly/5	Josh Eernisse/2	G1, 27, 15, 17, 6, 13
2	2nd 05:45	Michigan	SH	Garrett Schickly/6	Jackson-Hallum/2	G1, 73, 5, 17, 21
3	2nd 03:20	Michigan	PP	Michael Hage/3	T.J. Hughes/3 Tim Lovell/2	G1, 27, 8, 19, 94, 13
4	3rd 14:29	Arizona St	PP	Ty Jackson/2	Dylan Jackson/4 Noah Beck/7	G1, 63, 5, 22, 21
5	3rd 18:40	Michigan	SH, EN	Garrett Schickly/7	Mark Easpaq/2	G1, 5, 73, 17, 94

Goals by period

Team	1	2	3	Tot
Michigan	1	2	1	4
Arizona St	0	0	1	1

Shots by period

Team	1	2	3	Tot
Michigan	13	11	10	34
Arizona St	12	9	15	36

Team summary

#	Player	G	A	P	PM	BL	SH	±
1	Logan Stein	0	0	0	0	0	0	0
3	Hunter Hady	0	0	0	0	0	0	0
5	Tyler Duke	0	0	0	0	2	1	2
6	Josh Eernisse	0	0	0	1	12	0	0
7	Dakota Rheasume-Mullen	0	0	0	0	1	1	0
8	William Whitelaw	0	0	0	0	0	0	0
9	Nick Moldenhauer	0	0	0	0	1	1	0
13	T.J. Hughes	0	0	0	0	2	2	1
15	Jacob Truscott	0	0	0	2	1	2	1
17	Garrett Schickly	3	0	3	0	0	5	3
19	Michael Hage	1	0	1	0	0	1	0
21	Philippe Lapointe	0	0	0	0	0	0	0
22	Christian Humphreys	0	0	0	0	0	0	0
24	Tim Lovell	0	1	1	4	1	1	1
33	Kieran Draper	0	0	0	0	0	2	0
63	Lucia Fantilli	0	0	0	0	0	0	0
70	Ethan Edwards	0	0	0	0	1	2	0
91	Evan Werner	0	0	0	0	1	2	0
96	Mark Easpaq	0	0	0	0	0	3	1
31	Cameron Korpi	0	0	0	0	0	0	0
Total		4	5	9	24	10	34	13

Power play goals-ATT (SH)

Period	Michigan	Arizona St
1st	0-0(0)	0-0(0)
2nd	1-2(1)	0-2(0)
3rd	0-0(0)	1-0(7)
Total	1-2(1)	1-0(7)

Penalty minutes

Period	Michigan	Arizona St
1st	1-2	0-0
2nd	1-2	2-4
3rd	0-0	3-14
Total	2-4	5-18

Three stars

Officials

Referee: Nathan Weiler
Referee: Stan Szczurek
Linesman: Chris Zorzi
Linesman: Mike Sarter

Goalenders

#	Player	Min	GA	1	2	3	Saves
1	Logan Stein	60:00	1	12	9	14	35
TM	EMPTY NET	01:59	1	0	0	0	0
Win - Logan Stein (2-1-0)							

#	Player	Min	GA	1	2	3	Saves
31	Gibson Homer	58:01	3	12	9	9	30
TM	EMPTY NET	01:59	1	0	0	0	0
Loss - Gibson Homer (1-2-0)							

Referee's Signature _____



Game 2



2024-25 Men's Ice Hockey
Box Score Report
Oct 05, 2024, Start time: 07:05 PM, Cadel Ice Arena, USAF Academy, Colorado
Attendance: 1626

Game duration: 2:22

ARIZONA ST. (1-1-0)

VS

AIR FORCE (1-1-0)

Box score

Prd	Time	Team	Scored by	Assists	Visitors on ice	Home on ice
1	1st 00:27	ASU	EV	Bennett Schimek/4	Noah Beck/4 Cullen Potter/1	G1, 9, 2, 23, 12, 29
2	1st 05:31	ASU	EV	Kyle Smolen/3	Noah Beck/5 Dylan Jackson/2	G1, 9, 2, 15, 25, 14
3	1st 18:59	AF	EV	Brendan Gibbons/1	Mason McCormick/1 Austin Schwartz/1	G1, 7, 5, 92, 23, 12
4	2nd 09:24	AF	EV	Clayton Cosentino/2	Nick Remissong/1	G1, 16, 37, 92, 15, 14
5	3rd 19:02	ASU	EV	Ryan Kirwan/1	Bennett Schimek/2 Anthony Dowd/1	G1, 7, 5, 92, 23, 12
6	3rd 19:33	AF	EA	Brendan Gibbons/2	Mason McCormick/2 Clayton Cosentino/1	G1, 16, 7, 11, 23, 25
7	OT1 02:44	AF	PP	Clayton Cosentino/3	Nick Remissong/2 Chris Hedden/1	G1, 16, 5, 25

Goals by period

Team	1	2	3	OT1	Tot
ASU	2	0	1	0	3
AF	1	1	1	1	4

Shots by period

Team	1	2	3	OT1	Tot
ASU	15	6	13	1	35
AF	5	19	8	1	33

Power play goals-ATT (SH)

Period	ASU	AF
1st	0-1(1)	0-0(0)
2nd	0-0(0)	0-2(4)
3rd	0-0(0)	1-1(1)
OT1	0-0(0)	1-1(1)
Total	0-3(1)	1-4(6)

Team summary

#	Player	G	A	P	PM	BL	SH	±
1	Luke Pavlich	0	0	0	0	0	0	0
2	Noah Beck	0	2	2	0	0	2	0
5	Ty Murchison	0	0	0	0	2	0	0
7	Joel Kjellberg	0	0	0	0	1	1	0
8	Anthony Dowd	0	1	1	0	0	1	2
11	Benji Eckerle	0	0	0	0	0	2	-1
12	Cullen Potter	0	1	1	2	0	6	1
14	Ty Jackson	0	0	0	0	0	1	0
15	Dylan Jackson	0	1	1	0	0	0	0
16	Ethan Szmajag	0	0	0	0	0	2	-1
18	David Hymovitch	0	0	0	0	0	1	0
23	Bennett Schimek	1	1	2	2	1	0	0
25	Kyle Smolen	1	0	1	2	4	0	0
29	Cole Gordon	0	0	0	0	0	0	1
37	Sam Court	0	0	0	0	0	6	-1
43	Cole Helm	0	0	0	0	0	0	0
53	Ryan Alexander	0	0	0	0	0	1	0
61	Lukas Sillinger	0	0	0	0	2	0	0
74	Brasen Boser	0	0	0	0	2	0	0
82	Ryan Kirwan	1	0	1	2	0	5	-1
30	Chase Hamm	0	0	0	0	0	0	0
31	Gibson Homer	0	0	0	0	0	0	0
Total		3	6	9	8	8	35	0

Penalty minutes

2024-25 Sun Devil Hockey Game Notes

2024-25 BOX SCORES

Game 5



2024-25 Men's Ice Hockey
Box Score Report

Oct 18, 2024, Start time: 07:00 PM, Schneider Arena, Providence, Rhode Island
Attendance: 3030

Game duration: 2:17

ARIZONA ST. (1-3-1)

VS

PROVIDENCE (1-1-0)

Box score

Prd	Time	Team	Scored by	Assists	Visitors on ice	Home on ice
1	1st 03:37	PC	EV Tanner Adams#1	Hudson Malinoski#1	G31, 7, 5, 89, 18, 29	G35, 23, 6, 12, 19, 9
2	1st 13:02	PC	EV Tanner Adams#2	Nick Poisson#1 Taige Harding#1	G31, 7, 2, 92, 23, 12	G35, 2, 23, 12, 19, 10
3	2nd 10:05	PC	EV Logan Will#1	Austen May#1 Will Elger#1	G31, 9, 74, 92, 23, 12	G35, 24, 27, 21, 15, 10
4	3rd 04:52	ASU	EV Ryan Kirwan#2	Bennett Schimek#4	G31, 9, 37, 92, 23, 12	G35, 2, 23, 20, 11, 17
5	3rd 18:00	PC	EN Tanner Adams#3	Chase Yoder#1 Nick Poisson#2	2, 92, 61, 23, 25, 12	G35, 2, 4, 12, 19, 17

Goals by period

Team	1	2	3	Tot
ASU	0	0	1	1
PC	2	1	1	4

Shots by period

Team	1	2	3	Tot
ASU	9	6	13	28
PC	12	7	8	27

Team summary

#	Player	G	A	P	PM	BL	SH	+	-
1	Noah Beck	0	0	0	0	2	1	-2	
5	Ty Murchison	0	0	0	2	0	0	-1	
7	Joel Kurlberg	0	0	0	0	0	0	-1	
9	Anthony Dowd	0	0	0	0	2	0	-1	
11	Benji Eckerle	0	0	0	0	5	0	-1	
12	Cullen Potter	0	0	0	0	2	2	-1	
14	Ty Jackson	0	0	0	0	2	0	-1	
15	Dylan Jackson	0	0	0	0	2	0	-1	
16	Ethan Szmajga	0	0	0	0	2	0	-1	
18	David Hymovitch	0	0	0	0	2	1	-1	
23	Bennett Schimek	0	1	1	0	0	1	-1	
25	Kyle Smolen	0	0	0	0	1	1	-1	
29	Cole Gordon	0	0	0	0	0	0	-1	
31	Gibson Homer	0	0	0	0	0	0	-1	
37	Sam Court	0	0	0	0	0	2	-1	
53	Ryan Alexander	0	0	0	0	0	2	-1	
61	Lukas Sillinger	0	0	0	0	0	1	-1	
74	Brasen Boser	0	0	0	0	0	0	-1	
89	Tony Achille	0	0	0	0	0	0	-1	
92	Ryan Kirwan	1	0	1	0	0	5	-2	
1	Luke Pavlich	dnp							
30	Chase Hamm	dnp							
Totals:		1	1	2	2	10	28	-16	

#	Player	G	A	P	PM	BL	SH	+	-
2	Thomas Machu	0	0	0	0	2	1	-1	
3	Guillaume Richard	0	0	0	0	1	0	-1	
6	Alexander Bales	0	0	0	0	0	3	-1	
9	Bradlen Clark	0	1	1	0	0	1	-1	
9	Hudson Malinoski	0	1	1	0	0	2	-1	
10	Logan Will	1	0	1	0	0	2	-2	
11	Graham Gamache	0	0	0	0	0	1	-1	
12	Nick Poisson	0	2	2	0	0	1	-3	
15	Will Elger	0	1	1	0	0	0	-1	
18	Trevor Connolly	0	0	0	2	2	2	-0	
17	Chase Yoder	0	1	1	0	0	2	-0	
19	Tanner Adams	3	0	3	0	0	5	-3	
20	Logan Sawyer	0	0	0	0	0	1	-1	
21	John Mustard	0	0	0	0	0	1	-1	
23	Andrew Centrella	0	0	0	2	0	0	-1	
34	Austen May	0	1	1	0	0	2	-1	
25	Connor Kelley	0	0	0	0	0	0	-1	
27	Taggs Harding	0	1	1	0	0	2	-1	
35	Philip Svedebäck	0	0	0	0	0	0	-0	
38	Ryan O'Reilly	0	0	0	0	0	1	-0	
1	John Driscoll	dnp							
29	Zachary Borgeil	dnp							
Totals:		4	7	11	4	6	27	-15	

Power play goals-ATT (SH)

Period	ASU	PC
1st	0-1(1)	0-0(0)
2nd	0-0(1)	0-1(1)
3rd	0-1(0)	0-0(0)
Total	0-2(2)	0-1(1)

Penalty minutes

Period	ASU	PC
1st	0-0	1-2
2nd	1-2	1-2
3rd	0-0	0-0
Total	1-2	2-4

Three stars

1. Tanner Adams
2. Logan Will
3. Philip Svedebäck
Referee: Jim Curtin
Referee: Jeremy Tufts
Linesman: Nick Brigrani
Linesman: Connor Foley

Goalenders

#	Player	Min	GA	1	2	3	Saves
31	Gibson Homer	59:12	3	10	6	7	23
TM	EMPTY NET	00:48	1	0	0	0	0
Loss - Gibson Homer (1-2-1)							

#	Player	Min	GA	1	2	3	Saves
35	Philip Svedebäck	60:00	1	9	6	12	27
Win - Philip Svedebäck (1-1-0)							

Referee's Signature



Game 7



2024-25 Men's Ice Hockey
Box Score Report

Oct 25, 2024, Start time: 07:07 PM, Berry Events Center, Marquette, Michigan
Attendance: 2576

Game duration: 2:32

ARIZONA ST. (2-4-1)

VS

NORTHERN MICH. (1-4-0)

Box score

Prd	Time	Team	Scored by	Assists	Visitors on ice	Home on ice
1	1st 12:50	ASU	EV Bennett Schimek#5	Lukas Sillinger#4 Noah Beck#9	G1, 2, 10, 61, 23, 12	G30, 5, 3, 18, 11, 19
2	1st 17:05	NMU	EV Anthony Clitche#2	Tyran Ewart#3 Danny Ciccarelli#1	G1, 37, 74, 92, 15, 14	G30, 20, 6, 24, 28, 27
3	3rd 16:59	ASU	EA Ryan Kirwan#4	Dylan Jackson#5 Lukas Sillinger#5	37, 5, 92, 61, 15, 14	G30, 6, 8, 24, 29, 27
4	3rd 19:53	ASU	EN Benji Eckerle#1	Artem Shialine#1 Ty Murchison#1	G1, 2, 5, 11, 18, 8	6, 32, 17, 14, 19, 27

Goals by period

Team	1	2	3	Tot
ASU	1	0	2	3
NMU	1	0	0	1

Shots by period

Team	1	2	3	Tot
ASU	10	14	16	40
NMU	7	4	6	17

Team summary

#	Player	G	A	P	PM	BL	SH	+	-
1	Luke Pavlich	0	0	0	0	0	0	-0	
2	Noah Beck	0	0	0	0	0	2	-1	
5	Ty Murchison	0	0	0	0	2	2	-1	
8	Artem Shialine	0	0	0	0	0	1	-1	
9	Anthony Dowd	0	0	0	0	1	0	-1	
10	Tucker Ness	0	0	0	0	0	0	-1	
11	Benji Eckerle	1	0	1	1	1	1	-1	
12	Cullen Potter	0	0	0	0	0	1	-1	
14	Ty Jackson	0	0	0	0	1	2	-0	
15	Dylan Jackson	0	0	0	0	1	0	-1	
16	Ethan Szmajga	0	0	0	0	1	4	-0	
18	David Hymovitch	0	0	0	0	0	1	-1	
23	Bennett Schimek	1	0	0	0	0	1	-1	
25	Kyle Smolen	0	0	0	0	0	0	-0	
29	Sam Court	0	0	0	0	0	1	-0	
35	Ryan Alexander	0	0	0	0	0	0	-0	
61	Lukas Sillinger	0	2	2	0	2	2	-2	
74	Brasen Boser	0	0	0	0	2	0	-1	
82	Charlie Schoen	0	0	0	0	0	3	-0	
92	Ryan Kirwan	1	0	1	0	0	2	-0	
Totals:		3	6	9	2	12	40	-11	

#	Player	G	A	P	PM	BL	SH	+	-
3	Nicolas Andarez	0	0	0	0	1	1	-1	
5	Grayden Daul	0	0	0	0	1	1	-1	
7	Tyran Ewart	0	0	0	0	1	1	-0	
8	Brendan Lashock	0	0	0	0	0	2	-0	
8	Rasmus Larsson	0	0	0	0	2	1	-1	
10	Trevor Mitchell	0	0	0	0	0	1	-0	
11	Billy Renfrew	0	0	0	0	1	0	-1	
13	Medrick Bolduc	0	0	0	0	1	1	-0	
14	Jakub Altmircher	0	0	0	0	2	2	-1	
16	Grayden Silpe	0	0	0	0	1	2	-0	
12	Matthew Romer	0	0	0	0	0	0	-1	
18	Ryan Dugway	0	0	0	0	0	1	-1	
25	Jesse Tucker	0	0	0	0	1	0	-2	
20	Anthony Clitche	1	0	1	0	2	1	-1	
22	Tanner Latsch	0	0	0	0	1	4	-1	
23	Jakob Peterson	0	0	0	0	2	1	-0	
24	Will Diamond	0	0	0	0	0	0	-0	
27	Danny Ciccarelli	0	0	0	0	0	0	-1	
29	Aidyn Hutchison	0	0	0	0	0	0	-0	
30	Ryan Ouellette	0	0	0	0	0	0	-0	
Totals:		1	2	3	7	18	17	-11	

Power play goals-ATT (SH)

Period	ASU	NMU
1st	0-0(0)	0-0(0)
2nd	0-0(0)	0-0(0)
3rd	0-0(0)	0-1(1)
Total	0-0(0)	0-1(1)

Penalty minutes

Period	ASU	NMU
1st	0-0	0-0
2nd	0-0	2-7
3rd	1-2	0-0
Total	1-2	2-7

Three stars

1. Ryan Kirwan
2. Lukas Sillinger
3. Ryan Ouellette
Referee: Rick Nelson
Referee: Tyler Olson
Linesman: Eric Froberg
Linesman: Jamie Grace

Goalenders

#	Player	Min	GA	1	2	3	Saves
1	Luke Pavlich	59:34	1	6	4	6	16
TM	EMPTY NET	00:26	0	0	0	0	0
Win - Luke Pavlich (1-3-0)							

#	Player	Min	GA	1	2	3	Saves
30	Ryan Ouellette	58:52	2	9	14	14	37
TM	EMPTY NET	01:58	1	0	0	0	0
Loss - Ryan Ouellette (1-3-0)							

Referee's Signature



Game 6



2024-25 Men's Ice Hockey
Box Score Report

Oct 19, 2024, Start time: 04:00 PM, Schneider Arena, Providence, Rhode Island
Attendance: 2360

Game duration: 2:99

ARIZONA ST. (1-4-1)

VS

PROVIDENCE (2-1-0)

Box score

Prd	Time	Team	Scored by	Assists	Visitors on ice	Home on ice
1	3rd 05:54	PC	EV Hudson Malinoski#2	Nick Poisson#3 Tanner Adams#1	G1, 37, 74, 92, 15, 12	G29, 24, 27, 12, 19, 9
2	3rd 15:19	PC	EV Taige Harding#1	Hudson Malinoski#2	G1, 37, 2, 92, 15, 14	G29, 24, 27, 12, 19, 9
3	3rd 19:24	ASU	EA Ryan Kirwan#3	Ty Jackson#2 Noah Beck#8	2, 92, 15, 53, 14, 12	G29, 2, 4, 12, 19, 17

Goals by period

Team	1	2	3	Tot
ASU	0	0	1	1
PC	0	0	2	2

Shots by period

Team	1	2	3	Tot
ASU	5	15	12	32
PC	10	10	18	38

Team summary

2024-25 BOX SCORES

Game 9



2024-25 Men's Ice Hockey
Box Score Report
Nov 08, 2024, Start time: 07:00 PM, Ed Robson Arena, Colorado Springs, Colorado
Attendance: 3650

Game duration: 2:30

ARIZONA ST. (3-5-1, 0-1-0)

VS

COLORADO COL. (7-0-0, 1-0-0)

Box score

Prd	Time	Team	Scored by	Assists	Visitors on ice	Home on ice
1	1st 03:59	COL	PP Max Burkholder3	Klavs Veinbergs3 Drew Montgomery3	G31, 5, 11, 15, 25	G30, 4, 29, 8, 2, 24
2	1st 11:45	COL	EV Klavs Veinbergs3	Bret Link3	G31, 9, 12, 18, 23, 14	G30, 6, 18, 29, 10, 24
3	1st 18:15	ASU	EV Ryan Alexander1	Benji Eckerle2 Anthony Dowd3	G31, 9, 5, 11, 53, 18	G30, 6, 18, 8, 9, 25
4	2nd 06:40	ASU	EV Dylan Jackson3	Noah Beck10 Ty Jackson3	G31, 16, 2, 92, 15, 14	G30, 23, 10, 20, 24, 25
5	3rd 07:17	ASU	PP Noah Beck2	Cullen Potter3 Kyle Smolen2	G31, 2, 12, 89, 25, 8	G30, 4, 5, 29, 27
6	3rd 19:03	COL	EA Stanley Cooley2	Ty Gallagher5 Bret Link4	16, 74, 92, 18, 8	6, 28, 10, 20, 27, 9
7	OT1 01:44	COL	EV Zacharyya Wisdom2	Max Burkholder3	G31, 5, 15, 14	G30, 4, 29, 2

Team summary

Sun Devils										Tigers									
#	Player	G	A	P	PM	BL	SH	+	-	#	Player	G	A	P	PM	BL	SH	+	-
2	Noah Beck	1	1	2	0	0	3	1		2	Zacharyya Wisdom	1	0	1	0	0	3	1	
5	Ty Murchison	0	0	0	0	4	1	0		4	Max Burkholder	1	1	2	0	2	1	1	
8	Antem Shlaine	0	0	0	0	0	0	-1	-1	5	Ryan Koering	0	0	0	0	3	1	0	
8	Anthony Dowd	0	1	1	0	0	0	3	0	6	Ty Gallagher	0	1	1	0	1	2	1	
10	Tucker Ness	0	0	0	0	1	0	0		8	Ryan Beck	0	0	0	0	0	1	-1	
11	Benji Eckerle	0	1	1	0	0	0	1		9	Owen Beckner	0	0	0	0	0	1	0	
12	Cullen Potter	0	1	1	0	0	0	0	-1	10	Bret Link	0	2	2	0	0	1	1	
14	Ty Jackson	0	1	1	0	1	1	-1		11	Chase McLane	0	0	0	0	0	0	0	
15	Dylan Jackson	1	0	1	2	2	1	0		14	Brady Cleveland	0	0	0	0	3	0	0	
16	Ethan Smagaj	0	0	0	0	1	3	0		17	Tyler Coffey	0	0	0	0	0	2	0	
18	David Hymovitch	0	0	0	0	0	3	-1		18	Fisher Scott	0	0	0	0	0	1	0	
23	Bennet Schimek	0	0	0	0	0	0	-1		19	Charlie Stuebel	0	0	0	0	2	0	1	
25	Kyle Smolen	0	1	1	0	0	1	0		20	Gavin Lindberg	0	0	0	0	0	1	0	
29	Cole Gordon	0	0	0	0	2	0	1		23	Ethan Straly	0	0	0	0	1	0	-1	
31	Gibson Homer	0	0	0	0	0	0	0		24	Klavs Veinbergs	1	1	2	0	1	2	0	
37	Sam Court	0	0	0	0	2	1	4		25	Riley Stuart	0	0	0	0	0	1	-2	
53	Ryan Alexander	1	0	1	0	1	2	1		27	Stanley Cooley	1	0	1	0	0	3	1	
74	Brasen Boser	0	0	0	0	0	1	0		28	Gleb Veremyev	0	0	0	0	0	1	0	-1
89	Tony Achille	0	0	0	0	0	0	2	0	29	Drew Montgomery	0	1	1	0	1	1	1	2
92	Ryan Kirwan	0	0	0	0	0	1	4	9	30	Kaidan Mbereko	0	0	0	0	0	0	0	
1	Luke Pavlich							dnp		31	Henry Wilder							dnp	
39	Zakari Brice							dnp		32	Carsen Musser							dnp	
Totals: 3 : 6 : 9 : 6 : 13 : 30 : -3										Totals: 4 : 6 : 10 : 8 : 14 : 21 : 4									

Referee's Signature



Game 11



2024-25 Men's Ice Hockey
Box Score Report
Nov 16, 2024, Start time: 07:00 PM, Mullet Arena, Tempe, Arizona
Attendance: 5157

Game duration: 21:32

OMAHA (3-6-0, 1-2-0)

VS

ARIZONA ST. (3-7-1, 0-3-0)

Box score

Prd	Time	Team	Scored by	Assists	Visitors on ice	Home on ice
1	1st 17:53	OMAHA	EV Chase LaPinta1	Cam Mitchell1	G01, 12, 7, 29, 3, 25	G1, 16, 5, 14, 92, 8
2	2nd 05:58	ARIZONA ST	EV Ty Jackson2	Ryan Kirwan2 Brasen Boser1	G30, 2, 46, 6, 17, 23	G1, 9, 74, 14, 92, 8
3	2nd 16:15	OMAHA	PP Charlie Lurie1	Dylan Gratton3 Harrison Israels1	G30, 46, 24, 9, 26, 23	G1, 16, 5, 11, 25
4	3rd 03:49	ARIZONA ST	PP Anthony Dowd1	Lukas Sillinger6 Sam Court2	G30, 12, 46, 3, 25	G1, 9, 37, 61, 14, 18
5	3rd 16:49	OMAHA	EV Sam Stange3	Griffin Ludtke2	G30, 10, 7, 29, 3, 25	G1, 16, 74, 14, 92, 8
6	3rd 18:53	OMAHA	EN Zach Urdahl5	Brook Bremer2 Jacob Guevin4	G30, 10, 5, 6, 26, 22	2, 61, 14, 92, 8, 12

Team summary

Mavericks										Sun Devils									
#	Player	G	A	P	PM	BL	SH	+	-	#	Player	G	A	P	PM	BL	SH	+	-
2	Aiden Gallagher	0	0	0	0	2	1	0	-1	1	Luke Pavlich	0	0	0	0	0	0	0	0
3	Sam Stange	1	0	0	1	0	0	0	2	2	Noah Beck	0	0	0	0	2	1	1	-1
5	Joe Gramer	0	0	0	0	0	0	2	1	3	Ty Murchison	0	0	0	0	0	2	4	1
6	Zach Urdahl	0	0	0	0	0	0	0	2	7	Joel Kjelberg	0	0	0	0	0	0	1	2
7	Griffin Ludtke	0	0	0	0	0	0	0	2	8	Antem Shlaine	0	0	0	0	0	0	0	1
8	Marcus Broberg	0	0	0	0	0	0	0	0	8	Anthony Dowd	0	0	0	0	0	0	3	-1
9	Brady Risk	0	0	0	0	0	0	1	0	10	Tucker Ness	0	0	0	0	0	0	0	0
10	Jacob Guevin	0	0	0	0	0	0	1	2	11	Benji Eckerle	0	0	0	0	0	2	0	1
12	Nolan Krenzen	0	0	0	0	0	0	0	1	12	Cullen Potter	0	0	0	0	0	0	3	-1
13	Jacob Silepe	0	0	0	0	0	0	0	0	14	Ty Jackson	1	0	0	0	0	0	3	-2
17	Alexi Van Houtte-Cachero	0	0	0	0	0	0	0	-1	16	Ethan Smagaj	0	0	0	0	0	3	0	-2
21	Tyler Rollwagen	0	0	0	0	0	0	0	4	18	David Hymovitch	0	0	0	0	0	0	2	0
22	Jimmy Glynn	0	0	0	0	0	0	0	-1	25	Kyle Smolen	0	0	0	0	0	0	0	0
23	Harrison Israels	0	0	0	0	0	0	0	-1	26	Cole Gordon	0	0	0	0	0	0	1	0
24	Charlie Lurie	1	0	0	0	0	0	0	0	27	Sam Court	0	0	0	0	0	0	1	2
25	Cam Mitchell	0	0	0	0	0	0	0	2	28	Ryan Alexander	0	0	0	0	0	0	0	0
28	Brook Bremer	0	0	0	0	0	0	0	1	29	Liam Wolkoff	0	0	0	0	0	0	0	0
29	Chase LaPinta	1	0	0	0	0	0	0	2	30	Chase LaPinta	0	0	0	0	0	0	0	1
30	Simon Lakoczy	0	0	0	0	0	0	0	0	32	Ryan Kirwan	0	0	0	0	0	0	0	0
44	Dylan Gratton	0	0	0	0	0	0	0	0	30	Chase Hamer							dnp	
1	Will Craig							dnp		31	Gibson Homer							dnp	
39	Kevin Reidler							dnp		Totals: 2 : 4 : 6 : 6 : 12 : 43 : -11									

Referee's Signature



Game 10



2024-25 Men's Ice Hockey
Box Score Report
Nov 09, 2024, Start time: 06:00 PM, Ed Robson Arena, Colorado Springs, Colorado
Attendance: 3710

Game duration: 2:28

ARIZONA ST. (3-6-1, 0-2-0)

VS

COLORADO COL. (8-0-0, 2-0-0)

Box score

Prd	Time	Team	Scored by	Assists	Visitors on ice	Home on ice
1	1st 10:41	COL	PP Drew Montgomery3	Zacharyya Wisdom4 Max Burkholder4	G1, 16, 5, 10, 8	G30, 4, 29, 8, 2, 24
2	3rd 11:20	COL	EV Tyler Coffey2	Stanley Cooley4	G1, 37, 74, 14, 92, 15	G30, 6, 18, 17, 29, 27
3	3rd 19:16	ASU	EA David Hymovitch1	Kyle Smolen3 Ty Jackson4	9, 37, 14, 18, 53, 25	G30, 4, 5, 29, 2, 27
4	3rd 19:51	COL	EN Klavs Veinbergs4	Bret Link5 Gavin Lindberg1	2, 14, 11, 8, 12, 25	G30, 6, 18, 10, 20, 24

Team summary

Sun Devils										Tigers									
#	Player	G	A	P	PM	BL	SH	+	-	#	Player	G	A	P	PM	BL	SH	+	-
1	Luke Pavlich	0	0	0	0	0	0	0		2	Zacharyya Wisdom	0	1	1	0	0	0	1	-1
2	Noah Beck	0	0	0	0	3	1	-1		4	Max Burkholder	0	1	1	2	0	0	1	-1
5	Ty Murchison	0	0	0	0	3	4	0		5	Ryan Koering	0	0	0	0	0	1	1	-1
7	Joel Kjelberg	0	0	0	2	0	1	0		6	Ty Gallagher	0	0	0	2	0	0	0	2
8	Antem Shlaine	0	0	0	0	1	1	-1		8	Ryan Beck	0	0	0	0	0	0	0	0
9	Anthony Dowd	0	0	0	2	0	0	1		9	Owen Beckner	0	0	0	0	0	0	2	0
10	Tucker Ness	0	0	0	2	2	1	0		10	Bret Link	0	0	1	1	0	0	2	1
11	Benji Eckerle	0	0	0	0	0	2	-1		11	Chase McLane	0	0	0	0	0	0	0	0
12	Cullen Potter	0	0	0	0	1	8	-1		14	Brady Cleveland	0	0	0	0	0	2	1	0
14	Ty Jackson	0	1	1	0	0	0	-1		17	Tyler Coffey	1	0	1	0	0	3	1	
15	Dylan Jackson	0	0	0	0	0	4	-1		18	Fisher Scott	0	0	0	0	0	0	2	
16	Ethan Smagaj	0	0	0	0	1	1	0		20	Gavin Lindberg	0	1	1	0	0	1	1	
18	David Hymovitch	1	0	1	0	0	2	1		21	Tyler Dunbar	0	0	0	0	0	0	1	0
25	Kyle Smolen	0	1	1	2	1	2	0		23	Ethan Straly	0	0	0	0	0	2	1	0
27	Cole Gordon	0	0	0	0	0	1	0		24	Klavs Veinbergs	1	0	1	0	1	1	1	
29	Sam Court	0	0	0	0	1	5	0		25	Riley Stuart	0	0	0	0	0	0	2	0
31	Ryan Alexander	0	0	0	0	0	3	1		27	Stanley Cooley	0	1	1	0	0	1	2	0
34	Brasen Bosser	0	0	0	0	0	1	-1		28	Gleb Veremyayev	0	0	0	2	0	0	1	0
35	Tony Achille	0	0	0	0	0	0	0		30	Drew Montgomery	1	0	1	0	0	0	1	0
37	Wayne Kowalski	0	0	2	0	1	8	-1		32	Kristian Kovalev	0	0	0	0	0	0	0	0
38	Gibson Homer									31	Henry Wilder								
								drop										drop	
39	Zakari Bice									32	Carsten Musser								
Totals:		1	2	3	8	15	42	-6		Totals:		3	5	8	6	14	21	5	-1

2024-25 BOX SCORES

Game 13



2024-25 Men's Ice Hockey
Box Score Report
Nov 22, 2024, Start time: 07:00 PM, Magness Arena, Denver, Colorado
Attendance: 6304

Game duration: 2:27

ARIZONA ST. (5-7-1, 2-3-0)

VS

DENVER (12-1-0, 2-1-0)

Box score

Prd	Time	Team	Scored by	Assists	Visitors on ice	Home on ice
1	1st 00:35	ASU	EV	Artem Shaiine/2	Ryan Alexander/2 Kyle Smolen/5	G1, 37, 2, 53, 25, 8 G35, 21, 28, 12, 27, 11
2	1st 15:33	DEN	PP	Carter King/8	Zeev Bulum/11 Aidan Thompson/12	G1, 5, 10, 11, 23 G35, 28, 7, 4, 27, 15
3	2nd 07:20	ASU	EV	Bennett Schimek/6	Cullen Potter/4 Lukas Sillinger/7	G1, 37, 2, 61, 23, 12 G35, 23, 9, 7, 4, 15
4	3rd 15:59	DEN	EV	Carter King/9	Jack Devine/22 Zeev Bulum/12	G1, 37, 2, 11, 18, 29 G35, 5, 28, 12, 4, 15
5	3rd 19:15	ASU	EV	Artem Shaiine/3	Ryan Alexander/3 Tucker Ness/1	G1, 74, 10, 53, 25, 8 G35, 28, 9, 14, 18, 24

Goals by period

Team	1	2	3	Tot
ASU	1	1	1	3
DEN	1	0	1	2

Shots by period

Team	1	2	3	Tot
ASU	10	15	5	30
DEN	12	6	14	32

Power play goals-ATT (SH)

Period	ASU	DEN
1st	0-0(0)	1-1(3)
2nd	0-1(5)	0-0(0)
3rd	0-2(0)	0-0(6)
Total	0-3(5)	1-3(9)

Penalty minutes

Period	ASU	DEN
1st	1-2	0-0
2nd	0-0	2-4
3rd	2-4	1-2
Total	3-6	3-6

Three stars

1. Artem Shaiine
2. Luke Pavlich
3. Carter King

Officials

Referee: Andrew Wilk
Referee: Brian Harkes
Linesman: Erik Contino
Linesman: Chase McGee

Team summary

Sun Devils										Pioneers									
#	Player	G	A	P	PM	BL	SH	±	±	#	Player	G	A	P	PM	BL	SH	±	±
1	Luke Pavlich	0	0	0	0	0	0	0	0	3	Cale Ashcroft	0	0	0	0	0	0	0	0
2	Noah Beck	0	0	0	0	1	1	1	1	4	Jack Devine	0	1	1	0	1	1	0	0
3	Ty Murchison	0	0	0	0	1	0	0	0	5	Garrett Brown	0	0	0	0	0	0	0	0
4	Joel Kjelberg	0	0	0	2	1	0	0	0	6	Aidan Thompson	0	0	0	0	0	0	0	0
5	Artem Shaiine	2	0	2	0	2	5	2	2	7	Boston Buckberger	0	0	0	0	0	0	0	-2
6	Anthony Dowd	0	0	0	0	0	0	0	0	11	Samu Salminen	0	0	0	0	2	0	0	-1
7	Tucker Ness	0	1	1	0	0	1	1	1	12	Sam Harris	0	0	0	0	0	0	0	0
8	Benji Eckerle	0	0	0	0	0	0	0	-1	13	Hagen Burrows	0	0	0	0	0	0	0	0
9	Cullen Potter	0	1	1	0	0	3	1	1	14	Rieger Lorenz	0	0	0	0	0	0	0	-1
10	Ty Jackson	0	0	0	0	0	0	0	0	15	Carer King	0	0	0	0	0	0	0	0
11	Dylan Jackson	0	0	0	0	0	0	0	0	16	Jake Fisher	0	0	0	0	0	0	0	-1
12	David Hymovitch	0	0	0	0	0	0	0	0	17	James Reader	0	0	0	0	0	0	0	0
13	Bennett Schimek	1	0	1	0	0	0	0	1	21	Ken Anderson	0	0	0	0	0	0	0	-1
14	Kyle Smolen	0	1	1	0	1	2	2	2	20	Connor Caponi	0	0	0	0	0	0	0	0
15	Cole Gordon	0	0	0	0	0	0	0	-1	23	Eric Pohlkamp	0	0	0	0	0	0	0	5
16	Sam Court	0	0	0	0	1	1	1	1	24	Kieran Cebrian	0	0	0	0	0	0	0	-1
17	Ryan Alexander	0	2	2	0	0	0	0	0	22	James Reader	0	0	0	0	0	0	0	-1
18	Lukas Sillinger	0	1	1	2	2	1	1	1	26	Zeev Bulum	0	0	0	0	2	4	0	0
19	Brasen Boser	0	0	0	0	0	2	2	1	25	Matt Davis	0	0	0	0	0	0	0	0
20	Ryan Kiwan	0	0	0	0	0	0	0	0	29	Alex Weismair	0	0	0	0	0	0	0	0
30	Chase Hamm	drop								31	Freddie Halyk	drop							
31	Gibson Homer	drop								31	Freddie Halyk	drop							
Totals: 3 : 6 : 9 : 6 : 11 : 30 : 10										Totals: 2 : 4 : 6 : 6 : 1 : 32 : -10									

Referee's Signature



Game 15



2024-25 Men's Ice Hockey
Box Score Report
Dec 06, 2024, Start time: 06:00 PM, Mullett Arena, Tempe, Arizona
Attendance: 5017

Game duration: 3:44

MINN. DULUTH (5-9-0, 2-5-0)

VS

ARIZONA ST. (7-7-1, 4-3-0)

Box score

Prd	Time	Team	Scored by	Assists	Visitors on ice	Home on ice
1	1st 10:10	Arizona St	PP	Ty Jackson/3	Dylan Jackson/5 Sam Court/3	G37, 6, 20, 28, 33 G1, 9, 37, 92, 15, 14
2	2nd 00:52	Duluth	EV	Dominic James/8	Max Plante/4 Jaysen Shaugabay/7	G37, 2, 6, 10, 13, 17 G1, 37, 2, 53, 25, 8
3	2nd 05:14	Arizona St	EV	Cullen Potter/4	Bennett Schimek/7 Lukas Sillinger/10	G37, 18, 20, 33, 24, 12 G1, 37, 2, 61, 23, 12
4	3rd 04:06	Arizona St	EV	Ryan Alexander/3	Artem Shaiine/2 Kyle Smolen/8	G37, 2, 6, 28, 13, 17 G1, 9, 74, 53, 25, 8
5	3rd 05:57	Arizona St	EV	Dylan Jackson/4	Ty Jackson/6 Ryan Kieran/4	G37, 6, 28, 10, 15, 27 G1, 9, 74, 92, 15, 14
6	3rd 07:58	Duluth	EV	Max Plante/1	Zam Plante/6	G37, 6, 20, 10, 15, 27 G1, 9, 74, 61, 18, 29
7	3rd 08:59	Duluth	EV	Dominic James/9	Anthony Menghini/1 Aiden Dubinsky/3	G31, 6, 8, 26, 34, 17 G1, 37, 2, 53, 25, 8
8	3rd 19:51	Arizona St	EN	Sam Court/1	-	2, 8, 10, 15, 17, 27 G1, 37, 11, 25, 12, 8

Goals by period

Team	1	2	3	Tot
Duluth	0	1	2	3
Arizona St	1	1	3	5

Shots by period

Team	1	2	3	Tot
Duluth	11	15	12	38
Arizona St	9	10	9	28

Power play goals-ATT (SH)

Period	Duluth	Arizona St
1st	0-0(0)	1-1(1)
2nd	0-1(1)	0-1(2)
3rd	0-0(0)	0-0(0)
Total	0-1(1)	1-2(3)

Penalty minutes

Period	Duluth	Arizona St
1st	1-2	0-0
2nd	1-2	1-2
3rd	0-0	0-0
Total	2-4	1-2

Three stars

1. Dylan Jackson
2. Luke Pavlich
3. Ty Jackson

Officials

Referee: Brandon Schmitt
Referee: Andrew Bruggeman
Linesman: Nathan Voll
Linesman: Tyler Landman

Team summary

Buildups										Sun Devils									
#	Player	G	A	P	PM	BL	SH	±	±	#	Player	G	A	P	PM	BL	SH	±	±
2	Ty Hanson	0	0	0	0	2	0	-1	-1	1	Luke Pavlich	0	0	0	0	0	0	0	0
3	Adam Kieber	0	0	0	0	0	0	0	0	2	Noah Beck	0	0	0	0	0	0	0	-1
4	Aaron Plonk	0	0	0	0	0	0	0	-3	0	Ty Murchison	0	0	0	0	2	5	0	0
5	Max Plante	1	1	2	0	1	6	0	0	7	Joel Kjelberg	0	0	0	0	0	0	0	0
6	Jack Smith	0	0	0	0	0	0	0	-1	8	Anthony Dowd	0	1	1	0	0	0	0	0
7	Jaysen Shaugabay	0	1	1	0	1	0	0	0	9	Artem Shaiine	0	0	0	0	0	0	0	0
8	Harper Bentz	0	0	0	0	0	1	3	-1	10	Tucker Ness	0	0	0	0	0	0	0	0
9	Blake Bechen	0	0	0	0	0	1	2	0	11	Benji Eckerle	0	0	0	0	0	0	0	1
10	Dominic James	2	0	2	0	1	4	0		12	Cullen Potter	1	0	1	0	0	0	0	-2
11	Joey Pierce	0	0	0	0	0	5	-1		13	Ty Jackson	1	1	2	0	0	0	0	0
15	Riley Bodnarchuk	0	0	0	0	0	0	0		15	Dylan Jackson	1	1	2	0	0	0	0	0
20	Owen Gallati	0	0	0	2	1	0	0		18	David Hymovich	0	0	0	0	0	0	0	0
24	Kyle Betens	0	0	0	0	0	0	-2	-1	23	Bennett Schimke	0	1	1	0	0	0	0	0
25	Callum Annot	0	0	0	0	0	1	0	0	26	Kyle Smolen	0	1	1	0	0	0	0	0
28	Anthony Menghini	0	1	1	2	0	0	0	0	29	Cole Gordon	0	0	0	0	0	0	0	-1
27	Zam Plante	0	1	1	0	1	3	-1	-1	30	Sam Court	0	1	2	0	0	0	0	0
31	Max Dubinsky	0	0	0	0	0	0	0	0	31	Ryan Alexander	0	0	0	0	0	0	0	-1
33	Zach Sandry	0	0	0	0	0	0	0	0	32	Blake Stillinger	0	0	0	0	0	0	0	0
33	Carter Lowry	0	0	0	0	0	0	2	-1	74	Brasen Boser	0	0	0	0	0	0	0	1
34	Matthew Perkins	0	0	0	0	0	0	0	1	92	Ryan Kiwan	0	1	1	0	0	0	0	0
37	Klayton Knapp	0	0	0	0	0	0	0	0	30	Chase Hamer							dnr	
Totals:		3	5	8	4	11	38	-6		31	Glendon Homer							dnr	

2024-25 Sun Devil Hockey Game Notes

2024-25 BOX SCORES

Game 17



2024-25 Men's Ice Hockey
Box Score Report
Jan 03, 2025, Start time: 07:00 PM, Mullet Arena, Tempe, Arizona
Attendance: 4162

Game duration: 2:25

ROBERT MORRIS (8-8-2) VS ARIZONA ST. (9-7-1)

Box score

Prd	Time	Team	Scored by	Assists	Visitors on ice	Home on ice
1	1st 00:35	Arizona St	EV Ryan Kiwan9	Kyle Smolen9 Artem Shlaine4	G31, 2, 8, 9, 24, 27	G1, 37, 2, 92, 25, 8
2	2nd 00:29	Arizona St	EV Ryan Kiwan9	Noah Beck13 Kyle Smolen10	G31, 4, 3, 19, 29, 21	G1, 37, 2, 92, 25, 8
3	2nd 05:10	Arizona St	PP Cullen Potter5	Anthony Dowd5 Bennett Schmek8	G31, 5, 8, 26, 27	G1, 9, 37, 92, 23, 12
4	2nd 10:40	Arizona St	EV Cullen Potter6	Bennett Schmek9 Joel Kjellberg5	G31, 3, 10, 15, 22, 16	G1, 7, 5, 82, 23, 12
5	2nd 16:55	Colonials	PP Mitch Deelstra7	Luke van Why9 David Hymowith3	G31, 5, 3, 9, 29, 27	G1, 7, 5, 11, 29
6	3rd 04:48	Arizona St	EV Benji Eckerle12	Noah Beck14 David Hymowith3	G31, 2, 8, 9, 24, 27	G1, 37, 2, 11, 18, 29
7	3rd 09:39	Arizona St	EV Charlie Schoen17	Bennett Schmek10	G31, 2, 8, 19, 26, 17	G1, 7, 5, 82, 23, 12
8	3rd 14:51	Colonials	PP Mitch Deelstra8	Michael Felling9 Trent Wilson5	G31, 5, 3, 9, 29, 27	G1, 7, 5, 11, 25
9	3rd 17:11	Arizona St	EV Ryan Kiwan10	Artem Shlaine5 Tucker Ness2	G31, 5, 3, 15, 18, 17	G1, 7, 5, 92, 25, 8
10	3rd 19:06	Colonials	PP Michael Craig4	Cameron Garvey9	G31, 2, 4, 19, 24, 21	G1, 7, 74, 23, 8

Goals by period

Team	1	2	3	Tot
Colonials	0	1	2	3
Arizona St	1	3	9	7

Shots by period

Team	1	2	3	Tot
Colonials	3	9	13	25
Arizona St	11	9	15	35

Power play goals-ATT (SH)

Period	Colonials	Arizona St
1st	0-0(0)	0-1(1)
2nd	1-4(5)	1-1(4)
3rd	2-2(4)	0-0(0)
Total	3-6(9)	1-6(5)

Penalty minutes

Period	Colonials	Arizona St
1st	1-2	0-0
2nd	1-2	4-8
3rd	0-0	2-4
Total	2-4	6-12

Three stars

1. Ryan Kiwan
2. Cullen Potter
3. Noah Beck

Officials

Referee: Anthony Walker
Linesman: Eric Anderson
Linesman: Colin Bosch

Team summary

#	Player	G	A	P	PM	BL	SH	+	-
1	Michael Craig	1	0	1	0	2	2	2	3
2	Dominic Elliott	0	0	0	0	1	2	3	3
3	Greg Japchen	0	0	0	0	5	1	1	1
4	Luke van Why	0	1	0	0	1	0	1	1
5	Gabriel Lunn	0	0	0	0	2	0	0	0
6	Witch Deelstra	2	1	0	0	2	0	1	1
7	J.R. Ashmead	0	0	0	0	0	0	0	0
8	Connor Gourley	0	0	0	0	0	0	1	2
9	George Krotins	0	0	0	0	0	0	1	1
10	Patrick Johnson	0	0	0	0	2	1	1	1
11	Davin Gutsh	0	0	0	0	2	0	1	1
12	Tanner Klompke	0	0	0	0	1	3	2	2
13	Cameron Garvey	0	1	1	0	0	0	1	1
14	Cody Mondt	0	0	0	0	0	3	1	1
15	Adam O'Mara	0	0	0	0	0	2	0	0
16	Walter Zacher	0	0	0	0	0	0	0	0
17	Braden Roule	0	0	0	0	1	2	1	1
18	Trent Wilson	0	1	1	0	0	0	1	2
19	Michael Felling	0	1	1	0	0	0	1	1
20	Dylan Mellan	0	0	0	0	0	0	0	0
21	Oran Koshanderfer	0	0	0	0	0	0	0	0
Total		3	4	7	4	19	25	39	39

#	Player	G	A	P	PM	BL	SH	+	-
1	Luke Pavich	0	0	0	0	0	0	0	0
2	Noah Beck	0	2	2	0	0	0	3	3
3	Ty Murchison	0	0	0	0	2	0	0	3
4	Joel Kjellberg	0	1	1	0	0	0	0	3
5	Artem Shlaine	0	2	2	0	0	0	1	3
6	Anthony Dowd	0	1	1	0	0	0	0	3
7	Tucker Ness	0	1	1	0	2	0	0	3
8	Benji Eckerle	1	0	1	0	1	0	1	0
9	Cullen Potter	2	0	2	0	0	0	2	2
10	Ty Jackson	0	0	0	0	0	0	0	0
11	Dylan Jackson	0	0	0	0	0	0	0	0
12	David Hymowith	0	1	1	0	0	0	0	0
13	Bennett Schmek	0	3	3	0	0	0	2	2
14	Kyle Smolen	0	2	2	0	0	0	0	1
15	Sam Court	0	0	0	0	0	0	0	0
16	Lukas Sillinger	0	0	0	0	0	0	0	0
17	Braden Bosser	0	0	0	0	0	0	0	0
18	Charlie Schoen	1	0	1	0	0	0	0	0
19	Ryan Kiwan	3	0	3	0	0	0	0	3
20	Gibson Homer	0	0	0	0	0	0	0	0
21	Zakai Brice	0	0	0	0	0	0	0	0
Total		7	13	20	12	6	36	39	39

Referee's Signature



Game 19



2024-25 Men's Ice Hockey
Box Score Report
Jan 10, 2025, Start time: 07:00 PM, Mullet Arena, Tempe, Arizona
Attendance: 5174

Game duration: 3:30

NORTH DAKOTA (12-8-1, 6-3-0) VS ARIZONA ST. (11-7-1, 6-3-0)

Box score

Prd	Time	Team	Scored by	Assists	Visitors on ice	Home on ice
1	1st 08:32	Arizona St	EV Cullen Potter7	Bennett Schmek12 Cruz Lucius1	G35, 25, 16, 26, 27, 9	G31, 7, 5, 51, 23, 12
2	1st 18:44	Arizona St	EV Brasen Bosser1	Kyle Smolen11 Lukas Sillinger12	G35, 4, 13, 19, 21, 15	G1, 9, 74, 11, 82, 25
3	2nd 19:19	Nodak	SH Dylan James6	Abram Wiebe13	G35, 25, 13, 26, 15	G31, 2, 92, 61, 8, 25
4	3rd 04:51	Arizona St	EV Artem Shlaine6	Ryan Kiwan6	G35, 4, 13, 19, 21, 15	G31, 9, 74, 92, 61, 8
5	3rd 13:04	Arizona St	PP Kyle Smolen5	Noah Beck16 Lukas Sillinger13	G35, 25, 3, 26, 8	G31, 2, 92, 61, 25, 8

Goals by period

Team	1	2	3	Tot
Nodak	0	1	0	1
Arizona St	2	2	2	4

Shots by period

Team	1	2	3	Tot
Nodak	8	14	6	28
Arizona St	10	19	11	31

Power play goals-ATT (SH)

Period	Nodak	Arizona St
1st	0-0(1)	0-0(0)
2nd	0-0(3)	0-0(0)
3rd	0-0(0)	1-4(4)
Total	0-3(4)	1-4(4)

Penalty minutes

Period	Nodak	Arizona St
1st	0-0	1-2
2nd	1-2	1-2
3rd	3-6	0-0
Total	4-8	2-4

Three stars

1. Gibson Homer
2. Brasen Bosser
3. Kyle Smolen

Officials

Referee: Brandon Schmitt
Linesman: Nicholas Krebsbach
Linesman: Michael Sarter
Linesman: Andrew Gaggin

Fighting Hawks

#	Player	G	A	P	PM	BL	SH	+	-
3	Jayden Jubenville	0	0	0	0	1	0	0	0
4	Jake Livanavage	0	0	0	0	3	2	2	2
5	Dane Montgomery	0	0	0	0	0	1	0	0
6	EJ Emery	0	0	0	0	2	0	0	0
7	Mac Swanson	0	0	0	0	0	0	0	0
8	Jake Schmalz	0	0	0	0	1	4	0	0
9	Sacha Boisvert	0	0	0	0	0	2	1	0
10	Caleb MacDonald	0	0	0	0	2	1	1	1
11	Cameron Berg	0	0	0	0	0	5	0	0
12	Carter Wilkie	0	0	0	0	0	0	1	1
13	Andrew Strathmann	0	0	0	0	0	2	1	1
14	Jayden Perron	0	0	0	0	0	2	2	0
15	Cody Croal	0	0	0	0	0	0	0	2
16	Ben Strinden	0	0	0	0	1	0	0	0
17	Owen McLaughlin	0	1	1	0	0	0	0	0
18	Abraham Wiebe	0	0	0	0	1	0	0	0
19	Dylan James	1	0	0	0	3	1	0	0
20	Louis Jannemik V	0	0	0	0	1	2	1	1
21	Jackson Kunz	0	0	0	0	1	3	0	0
22	T.J. Semplipheller	0	0	0	0	0	0	0	0
23	Hobie Hedquist	0	0	0	0	0	0	0	0
Total		1	1	2	8	14	28	11	11

Goalkeepers

#	Player	Min	GA	1	2	3	Saves
35	T.J. Semplipheller	57:58	4	8	10	9	27
TM	EMPTY NET	02:02	0	0	0	0	0
Total							
Loss - T.J. Semplipheller (10-6-1)							

Referee's Signature



Game 18



2024-25 Men's Ice Hockey
Box Score Report
Jan 04, 2025, Start time: 07:00 PM, Mullet Arena, Tempe, Arizona
Attendance: 4240

Game duration: 2:27

CORNELL (6-4-3) VS ARIZONA ST. (10-7-1)

Box score

Prd	Time	Team	Scored by	Assists	Visitors on ice	Home on ice
1	1st 10:23	Arizona St	EV Ty Jackson4	Dylan Jackson7 Lukas Sillinger11	G30, 6, 4, 26, 17, 16	G31, 37, 2, 61, 15, 14
2	1st 19:34	Arizona St	EV Ryan Kiwan11	-	G30, 6, 27, 26, 17, 16	G31, 7, 5, 92, 25, 8
3	2nd 11:39	Arizona St	EV Lukas Sillinger11	Sam Court5 Noah Beck15	G30, 4, 3, 18, 24, 15	G31, 37, 2, 61, 15, 14
4	2nd 19:48	Arizona St	PP Sam Court2	Ryan Kiwan5 Bennett Schmek11	G30, 5, 27, 14	G31, 37, 92, 23, 12

Goals by period

Team	1	2	3	Tot
Cornell	0	0	0	0
Arizona St	2	2	0	4

Shots by period

Team	1	2	3	Tot
Cornell	8	9	17	34
Arizona St	11	12	5	28

Team summary

#		Sun Devils									
#	Player	G	A	P	PM	BL	SH	+	-		
3	Jack O'Brien	0	0	0	0	0	0	0	1		
4	Hank Kempf	0	0	0	0	0	2	2	1		
5	Hayt Stanley	0	0	0	0	0	0	0	0		
6	George Fegaras	0	0	0	0	0	0	0	0		
7	Jack O'Leary	0	0	0	0	0	0	0	0		
8	Jack Kroll	0	0	0	0	0	0	0	0		
9	Tim Repp	0	0	0	0	0	0	0	0		
10	Ryan Walsh	0	0	0	0	0	0	0	0		
11	Tyler Catalano	0	0	0	0	0	0	0	0		
12	Charlie Major	0	0	0	0	0	0	0	0		
13	David Hymowith	0	0	0	0	0	0	0	0		
14	Ryan Kiwan	0	0	0	0	0	0	0	0		
15	Bennett Schmek	0	0	0	0	0	0	0	0		
16	Sullivan Mack	0	0	0	0	0	0	0	0		
17	Ben Robertson	0	0	0	0	0	0	0	0		
18	Nicholas Wollenberg	0	0	0	0	0	0	0	0		
19	Oran Koshanderfer	0	0	0	0	0	0	0	0		
20	Oran Koshanderfer	0	0	0	0	0	0	0	0		
21	Michael Rudy	0	0	0	0	0	0	0	0		
22	Nick DeFantis	0	0	0	0	0	0	0	0		
23	Jan Shane	0	0	0	0	0	0	0	0		
24	Jonathan Castagna	0	0	0	0	0	0	0	0		
25	Remying Koppie	0	0	0	0	0	0	0	0		
Totals:		0	0	0	0	0	0	0	0	0	

#		Sun Devils									
#	Player	G	A	P	PM	BL	SH	+	-		
3	Noah Beck	0	1	1	2	3	0	2			
4	Ty Masterson	0	0	0	0	0	0	0			
5	Paul Reppberg	0	0	0	0	0	0	0			
6	Anthony Dhanne	0	0	0	0	0	0	0			
7	Artiem Dhanne	0	0	0	0	0	0	0			
8	Andrew Dhanne	0	0	0	0	0	0	0			
9	Huber Ness	0	0	0	0	0	0	0			
10	Ben Goetzke	0	0	0	0	0	0	0			
11	Cullen Pater	0	0	0	0	0	0	0			
12	David Hymowith	0	0	0	0	0	0	0			
13	Dylan Jackson	1	0	0	0	0	0	0			
14	Ty Jackson	0	0	0	0	0	0	0			
15	Dylan Jackson	0	0	0	0	0	0	0			
16	David Hymowith	0	0	0	0	0	0	0			
17	Ben Goetzke	0	0	0	0	0	0	0			
18	Ben Goetzke	0	0	0	0	0	0	0			
19	Ben Goetzke	0	0	0	0	0	0	0			
20	Ben Goetzke	0	0	0	0	0	0	0			
21	Ben Goetzke	0	0	0	0	0	0	0			
22	Ben Goetzke	0	0	0	0	0	0	0			
23	Ben Goetzke	0	0	0	0	0	0	0			
24	Ben Goetzke	0	0	0	0	0	0	0			
25	Ben Goetzke	0	0	0	0	0	0	0			
Totals:		4	0	0	0	0	0	0	0	0	

2024-25 BOX SCORES

Game 21



2024-25 Men's Ice Hockey
Box Score Report

Jan 17, 2025, Start time: 07:30 PM, Herb Brooks National Hockey Center, St. Cloud, Minnesota
Attendance: 3245

Game duration: 2:26

ARIZONA ST. (12-8-1, 7-4-0)

VS

ST. CLOUD ST. (11-10-0, 4-7-0)

Box score

Prd	Time	Team	Scored by	Assists	Visitors on ice	Home on ice
1	1st 12:28	ASU	EV Cullen Potter8	Ty Murchison2	G31, 7, 5, 51, 82, 12	G44, 14, 25, 28, 23, 19
3	1st 19:03	SCSU	PP Adam Ingram2	Austin Burnevik9 Josh Luedtke5	G31, 9, 74, 23, 8	G44, 21, 34, 15, 23, 13
3	2nd 01:30	SCSU	EV Gaynn Thoreson2	Vernier Mettrian9	G31, 7, 5, 51, 23, 12	G44, 6, 4, 28, 81, 19
4	2nd 04:34	SCSU	EV Mason Salquist3	Karl Falk3 Nick Portz1	G31, 37, 5, 89, 11, 29	G44, 21, 2, 15, 18, 16
5	2nd 11:04	ASU	EV Ryan Kiwan12	Kyle Smolen12	G31, 37, 2, 92, 25, 8	G44, 4, 2, 11, 23, 13
6	2nd 12:38	ASU	EV Lukas Sillinger2	Ty Jackson8 Charlie Schoen1	G31, 7, 5, 61, 92, 14	G44, 6, 2, 15, 18, 16
7	2nd 14:36	ASU	EV Benji Eckert6	Cole Gordon1 Joel Kjelberg4	G31, 7, 5, 89, 11, 29	G44, 21, 2, 34, 17, 7
8	3rd 04:57	ASU	PP Kyle Smolen16	Ryan Kiwan7 Lukas Sillinger16	G31, 2, 92, 61, 25, 8	G44, 21, 2, 28, 19
9	3rd 18:01	ASU	EN Ryan Kiwan13	Cole Gordon2	G31, 7, 2, 92, 25, 29	14, 21, 25, 28, 19, 16

Team summary

#	Player	G	A	P	PM	BL	SH	+/-
2	Noah Beck	0	0	0	0	1	1	2
5	Ty Murchison	0	0	0	0	2	2	1
7	Joel Kjelberg	0	0	0	0	4	0	3
8	Atem Shlaine	0	0	0	0	0	1	1
9	Anthony Dowd	0	0	0	0	0	2	0
11	Benji Eckert	1	0	0	0	1	3	0
12	Cullen Potter	1	0	1	0	0	3	0
14	Ty Jackson	0	0	0	0	2	1	0
16	Ethan Szmajag	0	0	0	0	0	0	0
23	Bennett Schimek	0	0	0	0	1	1	-1
25	Kyle Smolen	1	1	2	0	2	2	2
31	Cole Gordon	0	0	0	0	1	0	1
37	Gibson Homer	0	0	0	0	0	0	0
38	Sam Court	0	0	0	0	2	1	0
41	Cruz Lucius	0	0	0	0	2	0	0
61	Lukas Sillinger	1	0	0	0	2	2	1
74	Brasen Boser	0	0	0	0	0	2	0
82	Charlie Schoen	0	0	0	0	0	0	0
89	Tony Achille	0	0	0	0	1	0	0
92	Ryan Kiwan	0	0	0	0	4	3	0
1	Luke Pavlich	0	0	0	0	0	0	0
39	Zakari Broce	0	0	0	0	0	0	0
Totals: 6 : 10 : 16 : 10 : 16 : 28 : 15								

Goals by period

Team	1	2	3	Tot
ASU	1	3	2	6
SCSU	1	2	0	3

Shots by period

Team	1	2	3	Tot
ASU	9	11	9	29
SCSU	8	16	8	32

Power play goals-ATT (SH)

Period	ASU	SCSU
1st	0-0(0)	1-1(1)
2nd	0-0(0)	0-2(2)
3rd	1-1(2)	0-1(1)
Total	1-1(2)	1-4(4)

Penalty minutes

Period	ASU	SCSU
1st	1-2	0-0
2nd	3-6	1-2
3rd	1-2	1-2
Total	5-10	2-4

Three stars

1. Ryan Kiwan
2. Lukas Sillinger
3. Kyle Smolen

Officials

Referee: Nick Biondich
Referee: Bobby Lukason
Linesman: Dana Penkovich
Linesman: Elliott Bucholz

Referee's Signature



Game 23



2024-25 Men's Ice Hockey
Box Score Report

Jan 24, 2025, Start time: 07:00 PM, Mullett Arena, Tempe, Arizona
Attendance: 5150

Game duration: 2:24

COLORADO COL. (11-11-1, 5-7-1)

VS

ARIZONA ST. (14-8-1, 9-4-0)

Box score

Prd	Time	Team	Scored by	Assists	Visitors on ice	Home on ice
1	2nd 11:11	Arizona St	EV Cole Gordon2	Sam Court6 Ryan Alexander5	G30, 23, 18, 10, 8, 24	G1, 37, 2, 53, 11, 29
2	2nd 15:14	Arizona St	SH Ethan Szmajag1	Bennett Schimek14 Atem Shlaine10	G4, 6, 28, 9, 26	G1, 2, 16, 23, 8
3	2nd 19:54	Arizona St	EV Dylan Jackson6	Ty Jackson9 Joel Kjelberg5	G30, 23, 18, 17, 12, 27	G1, 7, 5, 61, 15, 14
4	3rd 05:05	Arizona St	PP Kyle Smolen7	Atem Shlaine11 Ryan Kiwan8	G30, 23, 18, 10, 24	G1, 2, 92, 61, 25, 8
5	3rd 12:51	Colorado	EV Owen Beckner4	Ty Gallagher11 Noah Laba13	G32, 6, 7, 9, 2, 28	G1, 37, 2, 92, 82, 8

Team summary

#	Player	G	A	P	PM	BL	SH	+/-
4	Max Burkholder	0	0	0	0	1	3	-1
6	Ty Gallagher	0	0	0	0	2	3	0
7	Phillippe Blais-Savoie	0	0	0	0	0	0	1
8	Ryan Beck	0	0	0	0	0	0	-1
9	Owen Beckner	1	0	0	0	0	0	0
10	Bret Link	0	0	0	0	0	2	-1
11	Chase McLane	0	0	0	0	0	0	0
12	Tommy Middleton	0	0	0	0	1	0	-1
14	Brady Cleveland	0	0	0	0	2	0	0
17	Tyler Colley	0	0	0	0	0	3	-1
18	Fisher Scott	0	0	0	0	1	0	-2
20	Gavin Lindberg	0	0	0	0	2	0	0
23	Ethan Straky	0	0	0	0	0	2	-2
24	Klavs Veinbergs	0	0	0	0	1	1	-1
26	Noah Laba	0	1	1	0	0	4	0
27	Stanley Cooley	0	0	0	0	3	2	-1
28	Gleb Veremyev	0	0	0	0	2	1	-1
29	Drew Montgomery	0	0	0	0	0	0	0
30	Kaidan Muerko	0	0	0	0	0	0	0
32	Carsen Musser	0	0	0	0	0	0	0
31	Henry Wilder	0	0	0	0	0	0	0
Totals: 1 : 2 : 3 : 4 : 14 : 25 : 10								

Goals by period

Team	1	2	3	Tot
Colorado	0	1	1	2
Arizona St	0	3	1	4

Shots by period

Team	1	2	3	Tot
Colorado	4	10	11	25
Arizona St	8	14	7	29

Power play goals-ATT (SH)

Period	Colorado	Arizona St
1st	0-0(0)	0-0(0)
2nd	0-2(0)	0-1(2)
3rd	0-2(3)	1-1(2)
Total	0-4(3)	1-4(4)

Penalty minutes

Period	Colorado	Arizona St
1st	1-2	0-0
2nd	0-0	2-4
3rd	1-2	2-4
Total	2-4	4-8

Three stars

1. Ethan Szmajag
2. Cole Gordon
3. Atem Shlaine

Officials

Referee: Andrew Wilk
Referee: Stephen Reneau
Linesman: Chris Zorza
Linesman: Zachary Reese

Referee's Signature



Game 22



2024-25 Men's Ice Hockey
Box Score Report

Jan 18, 2025, Start time: 05:00 PM, Herb Brooks National Hockey Center, St. Cloud, Minnesota
Attendance: 3697

Game duration: 2:37

ARIZONA ST. (13-8-1, 8-4-0)

VS

ST. CLOUD ST. (11-11-0, 4-8-0)

Box score

Prd	Time	Team	Scored by	Assists	Visitors on ice	Home on ice
1	1st 07:38	ASU	PP Lukas Sillinger3	Kyle Smolen13 Atem Shlaine7	G31, 2, 61, 92, 25, 8	G44, 6, 4, 11, 16
2	2nd 08:15	SCSU	EV Tyson Gross8	Austin Burnevik9 Grant Ahcan4	G31, 37, 2, 51, 23, 12	G44, 6, 4, 11, 23, 13
3	2nd 02:33	ASU	PP Noah Beck4	Atem Shlaine8 Lukas Sillinger17	G31, 2, 61, 92, 25, 8	G44, 6, 4, 11, 16
4	3rd 03:18	ASU	PP Ty Jackson5	Bennett Schimek13 Cullen Potter5	G31, 9, 51, 23, 14, 12	G44, 6, 4, 28, 19
5	3rd 05:35	ASU	PP Ryan Kiwan14	Atem Shlaine5 Kyle Smolen14	G31, 2, 92, 61, 25, 8	G44, 6, 4, 28, 16
6	3rd 11:59	SCSU	EV Gaynn Thoreson3	Grant Ahcan5 Colin Ralph4	G31, 37, 2, 89, 25, 29	G44, 6, 4, 28, 11
7	3rd 16:57	SCSU	EA Daimon Gardner4	Mason Salquist3 Josh Zinger3	G31, 7, 9, 89, 11, 29	14, 25, 28, 81, 16, 19
8	3rd 19:14	ASU	EN Atem Shlaine5	Noah Beck18	G31, 2, 5, 92, 25, 8	21, 11, 15, 34, 23, 16

Team summary

#	Player	G	A	P	PM	BL	SH	+/-
2	Noah Beck	1	1	2	0	0	3	-1
5	Ty Murchison	0	0	0	0	0	1	0
7	Joel Kjelberg	0	0	0	0	0	2	-1
8	Atem Shlaine	0	0	0	0	0	0	0
9	Anthony Dowd	0	0	0	0	0	0	-1
11	Benji Eckert	0	0	0	0	0	0	-1
12	Cullen Potter	0	1	1	0	0	5	-1
14	Ty Jackson	1	0	1	0	0	1	0
19	Ethan Szmajag	0	0	0	0	0	0	0
23	Bennett Schimek	0	0	0	0	1	1	-1
25	Kyle Smolen	0	2	2	0	0	3	0
26	Cole Gordon	0	0	0	0	0	0	-2
28	Gibson Homer	0	0	0	0	0	0	0
37	Sam Court	0	0	0	0	0	0	0
41	Cruz Lucius	0	0	0	0	0	1	-1
61	Lukas Sillinger	1	0	0	0	0	3	0
74	Brasen Boser	0	0	0	0	0	0	0
82	Charlie Schoen	0	0	0	0	0	1	0
89	Tony Achille	0	0	0	0	0	0	-2
92	Ryan Kiwan	0	0	0	0	0	4	1
1	Luke Pavlich	0	0	0	0	0	0	0
39	Zakari Broce	0	0	0	0	0	0	0
Totals: 5 : 9 : 14 : 6 : 19 : 25 : -10								

Goals by period

Team	1	2	3	Tot
ASU	1	0	4	5
SCSU	0	1	2	3

Shots by period

Team	1	2	3	Tot
ASU	4	9	12	25
SCSU	12	13	9	34

Power play goals-ATT (SH)

Period	ASU	SCSU
1st	1-2(1)	0-1(0)
2nd	0-1(2)	0-1(1)
3rd	3-5(11)	0-0(0)
Total	4-8(4)	0-2(4)

Penalty minutes

Period	ASU	SCSU
1st	1-2	2-4
2nd	2-4	3-6
3rd	0-0	2-15
Total	3-6	7-25

Three stars

1. Atem Shlaine
2. Lukas Sillinger
3. Grant Ahcan

Officials

Referee: Nick Biondich
Referee: Bobby Lukason
Linesman: Dana Penkovich
Linesman: Elliott Bucholz

Referee's Signature



Game 24



2024-25 Men's Ice Hockey
Box Score Report

Jan 25, 2025, Start time: 05:00 PM, Mullett Arena, Tempe, Arizona
Attendance: 5160

Game duration: 2:23

COLORADO COL. (12-11-1, 6-7-1)

VS

ARIZONA ST. (14-9-1, 9-5-0)

Box score

Prd	Time	Team	Scored by	Assists	Visitors on ice	Home on ice
1	1st 04:28	Arizona St	PP Ryan Kiwan15	Noah Beck19 Lukas Sillinger18	G32, 6, 7, 25, 20	G31, 2, 92, 61, 8, 25
2	2nd 01:53	Arizona St	EV Ryan Kiwan16	Charlie Schoen2 Atem Shlaine12	G32, 6, 7, 28, 11, 24	G31,