

ASU 2018-2019 SCHEDULE

Date Opp. (TV/Radio).....FINAL/TIP

11/6 CS Fullerton (P12).... W, 102-94 2OT

MGM RESORTS MAIN EVENT-TEMPE

11/9 McNeese State (P12)..... W, 80-52

11/12 LBSU (P12)..... W, 90-58

11/15 @San Francisco (P12).....PPD

MGM MAIN EVENT/T-MOBILE

11/19 #15 Miss. St. (ESPNU)..... W, 72-67

11/21 Utah State (ESPNU)..... W, 87-82

11/28 Omaha (P12/620 AM)..... W, 89-71

12/1 Texas Southern (P12/98.7)..... W, 83-71

12/7 #6 Nevada at HoopHall Classic
(@STAPLES/ESPN2/620)..... L, 66-72

12/15 @Georgia (SEC/620)..... W, 76-74

12/17 @Vanderbilt (SEC/620)..... L, 65-81

12/22 #1 Kansas (ESPN2/620)..... W, 80-76

12/29 Princeton (P12/98.7)..... L, 66-67

1/3 Utah (P12/620 AM)..... L, 86-96

1/5 Colorado (P12/98.7 FM)..... W, 83-61

1/9 @California (P12/620 AM)..... W, 80-66

1/12 @Stanford (P12/620 AM)..... L, 71-85

1/17 Oregon St. (FS1/620 AM)..... W, 70-67

1/19 Oregon (P12/98.7 FM)..... W, 78-64

1/24 @UCLA (FS1/620 AM)..... W, 84-73

1/26 @USC (ESPN2/98.7 FM)..... L, 67-69

1/31 Arizona (ESPN2/620 AM)W, 95-88 OT

2/7 Wash. St. (P12/620 AM)..... L, 70-91

2/9 Washington (ESPN/98.7 FM) W, 75-63

2/13 @Colorado (FS1/620 AM)..... L, 73-77

2/16 @Utah (FS1/98.7 FM)..... W, 98-87

2/20 Stanford (ESPN2/98.7 FM)..... W, 80-62

2/24 California (P12/620 AM)..... W, 69-59

2/28 @Oregon (P12/98.7 FM)..... L, 51-79

3/3 @Oregon St. (ESPNU/98.7)..... 5 PT

3/9 @Arizona (CBS)..... 2

(Pac-12 Tournament/Las Vegas)

3/13

-16 T-Mobile Arena.....TBD

FINAL FOUR TRIVIA

Coach Hurley (1992) and Danny Manning (1988) are only current college coaches who earned Final Four MOP.

TURNED IT AROUND FAST

Buffalo was 285-369 (.436) in 22 seasons after going DI (1991-2013). The Bulls were 42-20 (.678) in Coach Hurley's two seasons. He is 111-76 (.596) in six years as a head coach.

SUN DEVIL

M E N ' S B A S K E T B A L L

@SUNDEVILHOOPS (19-9; 10-6) FACES BEAVERS WITH SECOND PLACE UP FOR GRABS
Sun., Mar. 3 - at Oregon State (17-10; 9-6) 5 p.m. PT/ESPNU/98.7 FM +5.3 rpg second in P12

ASU VS. OSU: The Arizona State Sun Devils (19-9; 10-6) -- who advanced to the NCAA Tournament for the first time since 2014 last year and just the fourth time in 24 seasons -- take on the Oregon State Beavers on Sunday, March 3, at 5 p.m. PT on ESPNU with Roxy Bernstein and Caron Butler on the call.

GAME 17: ASU 70, OREGON STATE 67/JAN. 17, 2019: ASU led by as many as 18, but Oregon State cut it to three with a chance to tie but its three-pointer at the buzzer missed as ASU won its tenth straight over the Beavers in Tempe. Rob Edwards led ASU with 13 points, while Zylan Cheatham added 10 points, 13 rebounds and six assists. Romello While added 11 and Remy Martin and Lou Dort added 10. ASU held OSU to 7-of-27 (.259) in the first half from the field.

ROB EDWARDS: In the first nine games, Rob Edwards played in just three due to back injury and went scoreless in two. He went from Nov. 7-Dec. 16 without scoring a point. In those three games he did play, he was 4-of-26 (.154) from field and 2-of-9 (.222) from three and had 14 points (all against CSF in the opener). Many didn't notice because ASU was 6-0, and two of the wins were very impressive (current Quad 1 teams Mississippi State and Utah State). In the 19 games since he is shooting 40-of-101 (.396) from three, made 52-of-65 (.800) free throws and is averaging 12.5 points. He dropped buckets in some big wins, with 15 off the bench vs. #1 Kansas, 19 vs. Arizona and 28 at Utah.

Z NOTE: Zylan Cheatham is tied for second in the Pac-12 with 11 double-doubles -- but is five points and five rebounds shy of **EIGHT** more. What? Yup digest this...he needed one more point and one more rebound vs. Washington, one more point at UCLA and at Vanderbilt, two more points vs. California and one more rebound **FOUR** times (vs. Oregon, Mississippi State, Long Beach State and Cal State Fullerton).

ON THE BOARDS: ASU has outrebounded 21 of 28 opponents this year after doing so just 14 times in 32 games last year. Zylan Cheatham is averaging 12.0 boards in his past 10 contests. His 16 double-figure rebounding games leads the Pac-12 as does his 10.5 caroms per contest. He is averaging 10.9 rebounds in Pac-12 play.

QUICK SPARKY NOTES

- ✓ Second in the Pac-12 in scoring (78.1)
- ✓ Second in Pac-12 in FG% defense (.412)
- ✓ Leads league in offensive rebounds per game (12.6)
- ✓ Has held 12 opponents under 40 percent shooting (7 Pac-12 teams)/11-1 in those games
- ✓ Zylan Cheatham is averaging 11.6 ppg, 10.5 rpg (Pac-12 leader) and 3.4 apg
- ✓ 5-4 in two-possession games this year after going 4-7 last year (12-16 previous 3 seasons)
- ✓ 20 haltime-deficit comebacks under Bobby Hurley (12 previous 5 seasons)
- ✓ Kansas was sixth top-10 OOC opponent Coach Hurley played, ASU faced one in previous 17 seasons
- ✓ Remy Martin leads P12 in league games at 6.3 assists per game and 3.3 A/TO
- ✓ Best approach vertical on team is Zylan Cheatham at 41.5 inches, Remy Martin not far behind at 40
- ✓ Seven Sun Devils have led the team in scoring this year

ATTENDANCE NOTE: Last year ASU averaged a school-record 10,603 fans, as the 4,103 extra bodies from 2016-17 to 2017-18 was the second-best increase in all of college hoops. This year 168,602 entered "The Bank" -- the nickname student broadcaster Braiden Bell tagged Wells Fargo Arena last year -- an average of 10,538 per game, second-best in school history.

ASU MEDIA RELATIONS: ASU men's basketball SID Doug Tammaro can be reached directly at 480-734-7795 or via e-mail at tammaro@asu.edu. The ASU website is: www.TheSunDevils.com.

POS #	SUN DEVIL	YR	HT/WT	2018-2019 SUN DEVIL ROSTER NOTES
G 0	Luguentz Dort	FR	6-4/215	Top-100 recruit who is strong and gets in the lane with ease; speaks French
G 1	Remy Martin	SO	6-0/170	Top-100 2017 signee; energizer bunny, 2018 Pac-12 Co-Sixth Man of the Year
G 2	Rob Edwards	JR	6-4/205	Transfer from Cleveland State who was CSU's leader scorer
F 3	Mickey Mitchell	JR	6-7/225	Played lot of minutes as freshman at Ohio State in 2015-16--OUT WITH BACK INJURY
G 5	Kyle Feit	FR	6-4/190	Product of IMG Academy
F 10	Vitaliy Shibel	SO	6-9/210	Sophomore who had ACL injury and redshirted 2016-17/from Ukraine
G 11	Elias Valtonen	FR	6-7/195	Finland native with solid shooting stroke
G 14	Kimani Lawrence	SO	6-7/200	Long sophomore can guard 5 positions & play 4 of them/ <u>missed first 13 games last year</u>
G 21	Jack Roggin	FR	6-0/165	Walk-on from Southern California
F 23	Romello White	SO	6-8/220	Atlanta product who had Jerry Stackhouse as his AAU coach
G 24	Jordan Salzman	SO	5-10/175	Walkon from New York
G 25	Grant Fogerty	SO	6-0/175	Local walkon addition from Desert Mountain High School in Scottsdale
G 31	Trevor Thompson	SO	6-2/175	Second-year walkon from Moon Valley High School in Phoenix
F 32	De'Quon Lake	SR	6-10/225	JC transfer originally from Virgin Islands/24 points, 8 boards, 3 blocks in 2017-18 opener
C 34	Uros Plavsic	FR	7-0/240	Serbian big man with good athletic ability/PLAN IS TO REDSHIRT THIS YEAR
F 35	Taeshon Cherry	FR	6-8/210	San Diego big man who was in everyone's top-75/Solid 3-point range
F 45	Zylan Cheatham	SR	6-8/201	Transfer from San Diego State/smart and energetic and vocal leader
Head Coach: Bobby Hurley/42-20 at Buffalo (2013-15); 1992 Final Four MOP; 58-49 (.542) at ASU/4th year				
Coaching Staff: Rashon Burno, Anthony Coleman, Drazen Zlovacic				
Special Assistant to HC: Ben Wood		Video: Justin McLean		
Operations: Derrick Wrobel		Performance: Daniel Marshall		

22: Zylan Cheatham had 22 rebounds (seven in overtime) vs. Arizona on Jan. 31, the most in Pac-12 game in the past 19 seasons and the most since Dave Bluthenthal grabbed 28 vs. Arizona State on Jan. 20, 2000 He is just the second Pac-10/12 player to notch two 20-rebound league games since UA/ASU joined the Pac-10 back in the summer of 1978.

20-REBOUND PAC-12 GAMES IN ONE SEASON (1978-79 TO PRESENT)

Zylan Cheatham, ASU (22 vs. UA, 1/31/19; 20 at UCLA, 1/24/19)

Mark McNamara, Cal (22 at UA on 1/30/82; 20 at UW, 1/16/82)

REMY: Remy had his November and early December ruined by a bum ankle but check out his numbers after first eight games and digest some quick notes...only player with an 11-assist game in a Pac-12 road game this year (11 at UCLA)...one of eight Pac-12 players with 30 points in a league game this year (31 vs. Arizona)...10 made free throws vs. Arizona matches the most in a league tilt this year...A/TO ratio of 2.6/1 (135 assists/51 TOs) leads the league.

REMY MARTIN FIRST 8/PAST 20

FG: 18-55 (.327)/96-232 (.414)

3PT: 4-22 (.182)/36-99 (.363)

APG: 4.0/5.6 / **A-TO:** 2:1/2.8:1

PPG: 10.5/13.7 (leads team)

20+ PT GAMES: 0/4 / **DUNKS:** 0/2

JUMP: Best standing verticals on the team: De'Quon Lake and Luguentz Dort both did 34 inches, while Zylan Cheatham is at 33.5 inches.

REBOUNDING: ASU is outrebounding its opponents by +5.3 boards per game (40.5/35.2), which is an 7.9 rebounds per game turnaround from two seasons ago. ASU only grabbed 32.6 boards per game in 2016-17, Coach Hurley's second season at ASU, and was outrebounded by 7.1 per game, dead last in the league by nearly three boards per tilt. ASU has never led the Pac-12 in rebounding margin.

BUCKETS: ASU has been in the Pac-10/12 for more than four decades, but two of its top eight scoring teams have come in two of Bobby Hurley's first three seasons. ASU led the league in scoring last year at 82.7 points per game, third-best in school history since it joined the Pac-12.

TOP SCORING SUN DEVIL TEAMS IN PAC-10/12 HISTORY

84.5/1997-1998 (Don Newman)

84.5/1992-1993 (Bill Frieder/Pac-10 leader)

82.7/2017-2018 (Bobby Hurley/Pac-12 leader)

79.6/1988-1989 (Steve Patterson)

79.3/1999-2000 (Rob Evans/Pac-10 leader)

79.3/1990-1991 (Bill Frieder)

79.2/1980-1981 (Ned Wulk/Pac-10 leader)

78.6/2016-2017 (Bobby Hurley)

78.1/2018-19 (Bobby Hurley)

HALFWAY: ASU started 6-3 in the Pac-12 for seventh time in its 41 years. It was 8-1 in 1979-80 and 1980-81 and was 6-3 in 2012-13, 1994-95, 1993-94 and 1992-93. ASU had a winning record at the halfway mark for just the sixth time in past 24 seasons.

20 ROAD CAROMS: Zylan Cheatham grabbed 20 rebounds at UCLA on Jan. 24, at the time the most by a Sun Devil since current Orlando Magic assistant coach Mike Batiste grabbed 20 on Nov. 19, 1997 vs. Wagner. Cheatham also put his name along some Pac-12 studs in terms of road game rebounding in the past 23 seasons.

**20 REBOUNDS IN PAC-12 ROAD GAME
(SINCE 1996-97/PAST 23 SEASONS)**

- 21, Kevin Love, UCLA at Oregon State/Jan. 26, 2008
- 21, Tim Young, Stanford at Oregon (OT)/Jan. 16, 1997
- 20, Zylan Cheatham, Arizona State at UCLA/Jan. 24, 2019**
- 20, Mike Moser, Oregon at UCLA (2 OT)/Feb. 27, 2014
- 20, Mark Madsen, Stanford at Washington/Feb. 26, 2000

ROB'S CAREER: Junior Rob Edwards played at Cleveland State from 2015-17, as he entered ASU with 909 points in 63 games (14.4 ppg.). He has 1,150 career points (13.7 average). Included in that is 49-of-59 (.831) from the free throw line this year and .771 (252-of-327) in his career along with 154 three pointers. He missed six games early and only scored 14 points in the first nine games (14 in opener, six DNP's due to a back injury and zero points vs. Nevada and Georgia).

PAC-12 POTW: ASU topped then No. 1 Kansas 80-76 on Dec. 22 behind 15 off-the-bench points from getting healthier Rob Edwards (13 in the second half). He became the fourth Sun Devil to earn Pac-12 Player of the Week. Zylan Cheatham (Dec. 3 Pac-12 Player of the Week) registered ASU's second triple double in the Dec. 1 win over Texas Southern. Remy Martin matched a career-high with 21 points, grabbed a career-best eight rebounds, and added five assists and three steals to spark the Sun Devils back from an 18-point deficit to a 76-74 victory at Georgia on Dec. 15, leading to his Dec. 17 Pac-12 Player of the Week Award. He had 12 points, five boards, two assists and two steals in the second half, including back-to-back baskets inside the final 3:11 which gave ASU its first lead of the game at 71-70. Luguentz Dort earned Nov. 26 Pac-12 Player of the Week and Andy Katz's National Player of the Week after averaging 25 points and eight rebounds as ASU won the MGM Resorts Main Event in Las Vegas (Nov. 19-21). Dort is the first ASU freshman to garner the league's weekly award since James Harden in January of 2008.

20-POINT GAMES FOR LUGUENTZ DORT

- 33 vs. Utah State @Las Vegas, Nov. 21, 2018
- 28 vs. Cal State Fullerton, Nov. 6, 2018
- 25 vs. McNeese State, Nov. 9, 2018
- 24 vs. #6 Nevada, Dec. 7, 2018
- 22 vs. California, Feb. 24, 2019
- 22 vs. Washington State, Feb. 7, 2019
- 21 at Colorado, Feb. 13, 2019

2018-19 SUN DEVIL PAC-12 PLAYERS OF THE WEEK

- Dec. 24: Rob Edwards
- Dec. 17: Remy Martin
- Dec. 3: Zylan Cheatham
- Nov. 26: Luguentz Dort

FTS: ASU has made free throws to seal wins...20-of-24 (.833) at Utah, including 17-of-19 (.895) in second half...15-of-19 (.789) in second half and overtime vs. UA...Rob Edwards hit two with 12 seconds left in 70-67 win over OSU to give ASU the three-point lead on Jan. 17...come-from-behind win at Cal, 13-of-16 in second half...made 6-of-8 in final five minutes against Kansas, including two by Rob Edwards with six seconds left to make it a two-possession game...nine of final 11 in second half at Georgia...10-14 in final 4:03 vs. Utah State, including six straight in two-minute stretch after USU buckets...Remy Martin made two with 10 seconds left to make it five-point lead over MSU as ASU made all six in second half...8-of-10 in second OT against CSF.

PRO-NUN-SEE-A-SHUNS

- Luguentz Dort (LOU-gentz)
- Vitaliy Shibel (Vigh-tal-ee Shy-bull)
- Elias Valtonen (Ill-ee-as Val-tow-nen)
- De'Quon Lake (Deh-Quon)
- Uros Plavsic (ur-rose Plav-sick)
- Taeshon Cherry (Tay-shawn)
- Zylan (Zigh-lan)

REMY MARTIN 20+ SCORING TILTS

- 31 vs. Arizona (1/31/19)**
- 24 at California (1/9/19)**
- 22 vs. Utah (1/3/19)**
- 21 at Georgia (12/15/18)**
- 21 at #2 Kansas (12/10/17)
- 20 vs. Colorado/Las Vegas (3/7/18)

ROMELLO WHITE TOP SCORING TILTS

- 25 vs. Northern Arizona (11/17/17)
- 22 vs. St. John's at STAPLES (12/8/17)
- 21 at Washington State (2/4/18)
- 19 vs. Colorado (1/5/19)**
- 19 vs. Texas Southern (12/1/18)**
- 19 at Stanford (1/17/18)
- 19 vs. Kansas State in LV (11/23/17)

ROMELLO WHITE DOUBLE-DOUBLES (8)

- 18/11 vs. Princeton (12/29/18)**
- 19/14 vs. Texas Southern (12/1/18)**
- 13/11 vs. California (3/1/18)
- 10/14 at Washington (2/1/18)
- 10/11 at Colorado (1/4/18)
- 16/13 vs. USF (2/2/17)
- 14/11 vs. UC Irvine (11/9/17)
- 16/15 vs. San Diego State (11/14/17)

ZYLAN CHEATHAM

ASU DOUBLE-DOUBLES (11)

- 24/10 at Utah (2/16)
- 12/10 at Colorado (2/13/19)
- 11/22 vs. Arizona (1/31/19)
- 10/14 at USC (1/26/19)
- 10/13 vs. Oregon State (1/17/19)
- 13/11 vs. #1 Kansas (12/22/18)
- 10/10 at Georgia (12/15/18)
- 13/10 vs. #6 Nevada (12/7/18)
- 14/13/10 vs. Texas Southern (12/1/18)
- 13/12/9 vs. Omaha (11/28/18)
- 16/12/6 vs. McNeese State (11/9/18)

COACH AS A PLAYER: Coach Hurley's Duke career has been talked about a lot. His 145 assists (in 20 games) is a NCAA Tournament record. Here is a numbers breakdown:

.583: In the 1992 Final Four, Coach made 7-of-12 three pointers en route to the Most Outstanding Player honors.

.667: In the April 4, 1992 Final Four game vs. Indiana, Coach went 6-of-9 from the three-point stripe.

2: In addition to 1992 Most Outstanding Player honors, Coach also earned 1991 All-Tournament Team honors.

9: In the 1991 title game vs. Kansas on April 1, he posted nine assists.

16: In the 1991 Final Four he posted 16 assists.

119: Coach Hurley went 119-26 (.821) in his four years at Duke.

18-2: Coach Hurley went 18-2 in his NCAA Tournament career.

3-PTERS IN TOURNAMENT CAREER

47, Lee Humphrey, Florida, 2004-07 (15)

43, Shelvin Mack, Butler, 2009-11 (13)

42, Bobby Hurley, Duke, 1990-93 (20)

NCAA TOURNAMENT GAMES

23, Christian Laettner, Duke, 1989-92

22, Greg Koubek, Duke, 1988-91

22, Brian Davis, Duke, 1989-92

21, Wayne Turner, Kentucky, 1996-99

20, Thomas Hill, Duke, 1990-93

20, Bobby Hurley, Duke, 1990-93

20, Grant Hill, Duke, 1991-94

20, Antonio Lang, Duke, 1991-94

TAESHON CHERRY

DOUBLE FIGURE GAMES

19 vs. Nebraska-Omaha (11/28/18)

15 vs. Oregon (1/19/19)

15 vs. Utah State (11/21/18)

14 vs. Texas Southern (12/1/18)

12 vs. Oregon State (1/17/19)

WINGSPAN: ASU has five players with wingspan of at least 6-11: De'Quon Lake (7-2), Zylan Cheatham (7-0.5), Romello White (7-0.25), Vitaliy Shibel (6-11.75) and Kimani Lawrence (6-11.5).

PLAYING FOLKS: Bobby Hurley has made the attempt to play some folks. In his first year after looking at an inherited schedule that included tilts vs. NC State/Marquette in Brooklyn, at Creighton, at UNLV and No. 18 Texas A&M, he put the wheels in motion to make it even better by playing at Kentucky and filled a holiday break hole that could have been a yawner with Stephen F. Austin. In 2016-17, ASU played No. 1 Kentucky in the Bahamas, Purdue in NYC, at San Diego State and vs. No. 9 Creighton. Last year besides Kansas ASU played Xavier and hosted 2017 NCAA Tournament product Vanderbilt. Kansas this year was the sixth top-10 non-conference opponent Coach Hurley played in his four years. ASU faced one in the previous 17 seasons.

ASU REGULAR SEASON OOC GAMES VS. TOP-10 TEAMS UNDER BOBBY HURLEY

#18 ASU 80, #1 Kansas 76 (Dec. 22, 2018)

#6 Nevada 72, ASU 66 at STAPLES Center (Dec. 7, 2018)

ASU 95 @#2 Kansas 85 (Dec. 10, 2017)

#9 Creighton 96, ASU 85 (Dec. 20, 2016)

#1 Kentucky 115, ASU 69 (Nov. 28, 2016 at Bahamas)

@#5 Kentucky 72, ASU 58 (Dec. 12, 2015)

VS. RANKED TEAMS: ASU has defeated six ranked teams in Bobby Hurley's tenure, including five out of conference and three of them away from home. The Nov. 24, 2017, Xavier win was the highest ranked OOC team ASU had topped since it beat No. 7 Maryland in the 1994 Maui Invitational...until it won at #2 Kansas on Dec. 10. ASU followed that up with a Nov. 19 win over No. 15 Mississippi State this year and its second win over No. 1 in school history on Dec. 22.

ASU WINS VS. RANKED TEAMS UNDER BOBBY HURLEY

#18 ASU 80, #1 Kansas 76 (Dec. 22, 2018)

ASU 72, #15 Mississippi State 67 (Nov. 19, 2018/Las Vegas)

#16 ASU 95, at #2 Kansas 85 (Dec. 10, 2017)

ASU 102, #15 Xavier 86 (Nov. 24, 2017/Las Vegas)

ASU 74, #23 USC 67 (Feb. 12, 2016)

ASU 67, #18 Texas A&M 54 (Dec. 5, 2015)

REMY!!!: The Pac-12 Sixth Man of the Year returned for first time since 1987 in 2017-18 and freshman Remy Martin shared the award with CU's Devon Collier. Martin – with zero starts – averaged 9.6 points, had 94 assists and was 71-of-94 (.755) from the free throw line in 23.8 minutes per game. He had 20 double-figure scoring games (15 of final 21) and had a season-best 21 at No. 2 Kansas. At WSU on Feb. 4, he had all 10 points in the final 6:20 as ASU outscored WSU 19-9 in final seven minutes. He injured his ankle on Oct. 10 and reinjured it on Nov. 21 vs. Utah State, as he missed the Omaha and Texas Southern games.

REMY MARTIN 20+ SCORING GAMES

31 vs. Arizona (1/31/19)

24 at California (1/9/19)

22 vs. Utah (1/3/19)

21 at Georgia (12/15/18)

21 at #2 Kansas (12/10/17)

20 vs. Colorado at Las Vegas (3/7/18)

REFRESH: ASU's top three scorers are gone, but ASU returned six lettermen, a pair of high-level transfers and notched a top-20 recruiting class. Last year third-year coach Bobby Hurley and the Sun Devils were the final undefeated team (12-0), beat No. 1 seeds Xavier and Kansas and went 5-2 against NCAA Tournament teams. ASU averaged 10,603 fans, topping the 9,514 school record set in 1995-96.

TALENT UPGRADE: From 2002-16, ASU signed six top-85 players according to 247Sports/Scout.com. At times ASU has had a five-man lineup on the floor this year alone with top-85 recruits in Remy Martin (77) Lugentz Dort (33) and Kimani Lawrence (58) in the backcourt and Taeshon Cherry (29) and Romello White (81) underneath.

TOP-85 247SPORTS/SCOUT.COM ASU SIGNEES (2002-2018)

- 23. James Harden, 2007
- 29. Taeshon Cherry, 2018**
- 33. Lugentz Dort, 2018**
- 34. Jahii Carson, 2011
- 55. Ike Diogu, 2002
- 58. Kimani Lawrence, 2017**
- 77. Remy Martin, 2017**
- 79. Keala King, 2010
- 81. Romello White, 2016**

WHAT HAS CHANGED: The 2017-18 season saw a lot of upgrades for Sun Devil basketball beyond the NCAA Tournament appearance as attendance records were busted and it won a dozen straight for just the second time in school history. Below is a list of what was truth last year in the fall and what ASU can flash the fork about now.

LAST YEAR AT THIS TIME / #FORKSUP NOW

- 5,807 attendance in BH first year / 10,603 in third year (school record)
- 11-game win streak in 1980-81 was awesome / 12-0 start last year was better
- 8-22 in road OOC games prior to CBH / now 5-2 under Bobby Hurley
- Averaged 80+ points twice in Pac-12 history / 82.7 last year led Pac-12

HALF: ASU has 20 wins (nine on the road) when trailing at the half under Bobby Hurley, after going 12-64 (.157) the previous five seasons. It did it seven times in 2017-18 and did it this year at Georgia, vs. No. 1 Kansas, at California, at UCLA and vs. Cal in Tempe.

20 HALFTIME DEFICIT WINS UNDER COACH HURLEY

- (-6) California 34, ASU 28/Feb. 24, 2019/ASU 69, California 59
- (-1) @UCLA 44, ASU 43/Jan. 24, 2019/ASU 84, @UCLA 73
- (-2) @California 35, ASU 33/Jan. 9, 2019/ASU 80, @California 66
- (-8) #1 Kansas 39, #18 ASU 31/Dec. 22, 2018/#18 ASU 80, #1 Kansas 76
- (-14) @Georgia 47, #20 ASU 33/Dec. 15, 2018/#20 ASU 76, @Georgia 74
- (-4) USC 37, ASU 33/Feb. 8, 2018/ASU 80, USC 77
- (-1) Oregon State 34, ASU 33/Jan. 13, 2018/ASU 77, OSU 75
- (-1) @Utah 36, ASU 35/Jan. 7, 2018/ASU 80, @Utah 77
- (-3) @#2 Kansas 40, #16 ASU 37/Dec. 10, 2017/#16 ASU 95, @KU 85
- (-2) #15 Xavier 46, ASU 44/Nov. 24, 2017/ASU 102, #15 Xavier 86
- (-2) Kansas State 44, ASU 42/Nov. 23, 2017/ASU 92, KSU 90
- (-6) SDSU 40, ASU 34/Nov. 14, 2017/ASU 90, SDSU 68
- (-1) USC 48, ASU 47/Feb. 26, 2017/ASU 83, USC 82
- (-2) @UW 41, ASU 39/Feb. 16, 2017/ASU 83, @UW 81
- (-1) Stanford 33, ASU 32/Feb. 11, 2017/ASU 75, Stanford 69
- (-7) @SDSU 32, ASU 25/Dec. 10, 2016/ASU 74, @SDSU 63
- (-3) #23 USC 30, ASU 27/Feb. 12, 2016/ASU 74, USC 67
- (-12) @UNLV 37, ASU 25/Dec. 16, 2015/ASU 66, @UNLV 56
- (-8) @Creighton 41, ASU 33/Dec. 2, 2015/ASU 79, @Creighton 77
- (-2) UCSB 29, ASU 27/Nov. 29, 2015/ASU 70, UCSB 67

THREE-POINT NOTE

The last time ASU didn't make a three-pointer was Feb. 10, 2001 - 89-57 win over Washington in Tempe - 587 game streak entering this year.

**ASU OOC WINS VS. RANKED TEAMS
PAC-10/12 ERA**

- √ #18 ASU 80, #1 Kansas 76
Dec. 22, 2018/Bobby Hurley
- √ ASU 72, #15 Mississippi State 67
Nov. 19, 2018 at Las Vegas/Bobby Hurley
- √ #16 ASU 95, @#2 Kansas 85
Dec. 10, 2017/Bobby Hurley
- √ ASU 102, #15 Xavier 86
Nov. 24, 2017 at Las Vegas/Bobby Hurley
- √ ASU 67, #18 Texas A&M 54
Dec. 5, 2015/Bobby Hurley
- √ ASU 79, #25 Marquette 77
Nov. 25, 2013/Herb Sendek
- √ ASU 77, #17 Xavier 55
Dec. 15, 2007/Herb Sendek
- √ ASU 97, #7 Maryland 90
Nov. 23, 1994 at Maui/Bill Frieder
- √ ASU 79, #13 Michigan 62
Nov. 22, 1994 at Maui/Bill Frieder
- √ #14 ASU 71, #7 Ohio State 58
Dec. 20, 1980/Ned Wulk
- √ ASU 96, #12 Iowa 88
Dec. 6, 1980/Ned Wulk

SUN DEVIL LEADERS

(INCLUDES SHARED/THEN CAREER)

SCORING: Dort (11), Martin (7/8), Lawrence (1), Cherry (1), White (3), Edwards (4), Cheatham (1)

REBOUNDS: Dort (4), White (4/16), Lake (2/9), Mitchell (0/6), Cheatham (19), Edwards (1)

ASSISTS: Mitchell (0/5), Martin (17/23), White (0/2), Cheatham (10), Dort (1)

DE'QUON LAKE DOUBLE-DOUBLES (2)

- 11/12 vs. Kansas State (11/23/17)
- 17/10 vs. Northern Arizona (11/17/17)

RUN AND JUMP: Best approach vertical on the team is Zylan Cheatham at 41.5 inches, with Remy Martin not far behind at 40 inches.

2018-19 @SunDevilHoops
Arizona State Combined Team Statistics (as of Mar 01, 2019)
All games

Overall record: 19-9 Conf: 10-6 Home: 13-3 Away: 4-5 Neutral: 2-1

#	Player	gp-gs	min	avg	Total		3-Point		F-Throw		Rebounds				pf	dq	a	to	blk	stl	pts	avg
					fg-fga	fg%	3fg-fga	3fg%	ft-fa	ft%	off	def	tot	avg								
00	Dort,Luguentz	28-27	879	31.4	145-361	.402	41-141	.291	119-173	.688	39	85	124	4.4	84	4	68	89	7	44	450	16.1
01	Martin,Remy	26-22	872	33.5	114-287	.397	40-121	.331	69-95	.726	16	63	79	3.0	29	0	135	51	1	34	337	13.0
45	Cheatham,Zylan	28-28	899	32.1	115-215	.535	9-21	.429	85-141	.603	65	230	295	10.5	75	1	94	87	21	23	324	11.6
02	Edwards,Rob	22-16	631	28.7	77-218	.353	42-110	.382	56-69	.812	8	62	70	3.2	45	0	28	22	5	20	252	11.5
14	Lawrence,Kimani	28-15	688	24.6	84-207	.406	28-94	.298	56-75	.747	32	70	102	3.6	74	1	33	40	7	16	252	9.0
23	White,Romello	28-27	688	24.6	91-151	.603	0-0	.000	59-101	.584	66	82	148	5.3	86	4	8	36	15	11	241	8.6
35	Cherry,Taeshon	25-3	464	18.6	57-146	.390	37-105	.352	10-14	.714	14	56	70	2.8	62	2	9	13	6	15	161	6.4
32	Lake,De'Quon	27-2	363	13.4	51-66	.773	0-0	.000	24-40	.600	47	64	111	4.1	68	2	3	22	23	4	126	4.7
03	Mitchell,Mickey	6-0	53	8.8	5-7	.714	1-1	1.000	1-8	.125	6	10	16	2.7	7	0	6	6	0	1	12	2.0
05	Feit,Kyle	4-0	5	1.3	2-3	.667	1-2	.500	0-0	.000	0	2	2	0.5	1	0	0	1	0	0	5	1.3
11	Valtonen,Elias	18-0	67	3.7	5-9	.556	4-8	.500	2-2	1.000	1	3	4	0.2	6	0	1	5	2	3	16	0.9
10	Shibel,Vitaliy	13-0	47	3.6	2-9	.222	2-7	.286	0-0	.000	2	4	6	0.5	12	0	0	3	0	1	6	0.5
24	Salzman,Jordan	5-0	6	1.2	0-2	.000	0-0	.000	2-4	.500	0	0	0	0.0	0	0	0	0	0	1	2	0.4
25	Fogerty,Grant	5-0	5	1.0	1-1	1.000	0-0	.000	0-0	.000	0	0	0	0.0	0	0	1	0	0	0	2	0.4
31	Thompson,Trevor	5-0	6	1.2	0-1	.000	0-0	.000	0-0	.000	0	1	1	0.2	1	0	0	1	0	1	0	0.0
21	Roggin,Jack	2-0	2	1.0	0-0	.000	0-0	.000	0-0	.000	0	0	0	0.0	2	0	0	0	0	0	0	0.0
Team											57	50	107		2		11					
Total.....		28	5675		749-1683	.445	205-610	.336	483-722	.669	353	782	1135	40.5	554	14	386	387	87	174	2186	78.1
Opponents.....		28	5675		680-1651	.412	243-724	.336	449-630	.713	280	707	987	35.2	605	15	377	393	89	184	2052	73.3

TEAM STATISTICS	ASU	OPP
SCORING	2186	2052
Points per game	78.1	73.3
Scoring margin	+4.8	-
FIELD GOALS-ATT	749-1683	680-1651
Field goal pct	.445	.412
3 POINT FG-ATT	205-610	243-724
3-point FG pct	.336	.336
3-pt FG made per game	7.3	8.7
FREE THROWS-ATT	483-722	449-630
Free throw pct	.669	.713
F-Throws made per game	17.3	16.0
REBOUNDS	1135	987
Rebounds per game	40.5	35.2
Rebounding margin	+5.3	-
ASSISTS	386	377
Assists per game	13.8	13.5
TURNOVERS	387	393
Turnovers per game	13.8	14.0
Turnover margin	+0.2	-
Assist/turnover ratio	1.0	1.0
STEALS	174	184
Steals per game	6.2	6.6
BLOCKS	87	89
Blocks per game	3.1	3.2
ATTENDANCE	168602	80200
Home games-Avg/Game	16-10538	9-7478
Neutral site-Avg/Game	-	3-4300

Score by Periods	1st	2nd	OT	OT2	Totals
Arizona State	1016	1139	18	13	2186
Opponents	947	1089	11	5	2052

Date	Opponent		Score	Att.
11/6/18	CSU FULLERTON	Wo2	102-94	9145
11/9/18	MCNEESE STATE	W	80-52	8515
11/12/18	LONG BEACH STATE	W	90-58	8818
11/19/18	vs Mississippi State	W	72-67	2507
11/21/18	vs Utah State	W	87-82	3157
11/28/18	NEBRASKA OMAHA	W	89-71	6951
12/01/18	TEXAS SOUTHERN	W	83-71	10085
12/07/18	vs Nevada	L	66-72	7235
12/15/18	at Georgia	W	76-74	9028
12/17/18	at Vanderbilt	L	65-81	9271
12/22/18	KANSAS	W	80-76	14592
12/29/18	PRINCETON	L	66-67	10030
* 01/03/19	UTAH	L	86-96	9128
* 01/05/19	COLORADO	W	83-61	10003
* 01/09/19	at California	W	80-66	5827
* 01/12/19	at Stanford	L	71-85	3969
* 01/17/19	OREGON STATE	W	70-67	9705
* 01/19/19	OREGON	W	78-64	12751
* 01/24/19	at UCLA	W	84-73	7555
* 01/26/19	at Southern California	L	67-69	5111
* 01-31-19	ARIZONA	Wot	95-88	14731
* 02/07/19	WASHINGTON STATE	L	70-91	9517
* 02/09/19	WASHINGTON	W	75-63	12686
* 02/13/19	at Colorado	L	73-77	6273
* 02/16/19	at Utah	W	98-87	12585
* 02/20/19	STANFORD	W	80-62	10327
* 02/24/19	CALIFORNIA	W	69-59	11618
* 02/28/19	at Oregon	L	51-79	7682

* = Conference game

2018-19 @SunDevilHoops
Arizona State Combined Team Statistics (as of Mar 01, 2019)
Conference games

RECORD:	OVERALL	HOME	AWAY	NEUTRAL
ALL GAMES	10-6	7-2	3-4	0-0
CONFERENCE	10-6	7-2	3-4	0-0
NON-CONFERENCE	0-0	0-0	0-0	0-0

##	Player	gp-gs	min	avg	Total		3-Point		F-Throw		Rebounds				pf	dq	a	to	blk	stl	pts	avg
					fg-fga	fg%	3fg-fga	3fg%	ft-fa	ft%	off	def	tot	avg								
00	Dort,Luquentz	16-15	478	29.9	77-182	.423	21-83	.253	58-81	.716	20	39	59	3.7	50	4	39	52	5	24	233	14.6
01	Martin,Remy	16-14	555	34.7	74-172	.430	34-84	.405	33-48	.688	9	35	44	2.8	19	0	101	31	0	21	215	13.4
02	Edwards,Rob	16-15	485	30.3	61-162	.377	33-86	.384	43-55	.782	7	47	54	3.4	31	0	21	20	4	15	198	12.4
45	Cheatham,Zylan	16-16	512	32.0	69-127	.543	7-11	.636	43-72	.597	37	137	174	10.9	40	0	48	52	10	12	188	11.8
23	White,Romello	16-15	395	24.7	52-87	.598	0-0	.000	27-51	.529	35	43	78	4.9	50	3	2	22	6	7	131	8.2
14	Lawrence,Kimani	16-3	328	20.5	36-88	.409	10-44	.227	27-40	.675	17	36	53	3.3	46	0	11	19	3	8	109	6.8
35	Cherry,Taeshon	13-0	208	16.0	25-72	.347	20-59	.339	2-4	.500	8	23	31	2.4	34	2	3	8	2	6	72	5.5
32	Lake,De'Quon	15-2	189	12.6	26-33	.788	0-0	.000	14-25	.560	24	31	55	3.7	30	0	0	5	11	1	66	4.4
11	Valtonen,Elias	11-0	44	4.0	5-8	.625	4-7	.571	0-0	.000	0	3	3	0.3	5	0	1	4	0	3	14	1.3
25	Fogerty,Grant	3-0	3	1.0	1-1	1.000	0-0	.000	0-0	.000	0	0	0	0.0	0	0	1	0	0	0	2	0.7
24	Salzman,Jordan	3-0	4	1.3	0-0	.000	0-0	.000	2-4	.500	0	0	0	0.0	0	0	0	0	0	1	2	0.7
21	Roggin,Jack	1-0	1	1.0	0-0	.000	0-0	.000	0-0	.000	0	0	0	0.0	2	0	0	0	0	0	0	0.0
10	Shibel,Vitaliy	8-0	18	2.3	0-3	.000	0-2	.000	0-0	.000	0	1	1	0.1	5	0	0	2	0	1	0	0.0
31	Thompson,Trevor	4-0	5	1.3	0-1	.000	0-0	.000	0-0	.000	0	1	1	0.3	1	0	0	1	0	1	0	0.0
Team											28	26	54		1		8					
Total.....		16	3225		426-936	.455	129-376	.343	249-380	.655	185	422	607	37.9	314	9	227	224	41	100	1230	76.9
Opponents.....		16	3225		396-936	.423	144-408	.353	251-358	.701	173	397	570	35.6	334	4	226	221	47	118	1187	74.2

TEAM STATISTICS	ASU	OPP	Date	Opponent	Score	Att.
SCORING	1230	1187	*	01/03/19	UTAH	L 86-96 9128
Points per game	76.9	74.2	*	01/05/19	COLORADO	w 83-61 10003
Scoring margin	+2.7	-	*	01/09/19	at California	w 80-66 5827
FIELD GOALS-ATT	426-936	396-936	*	01/12/19	at Stanford	L 71-85 3969
Field goal pct	.455	.423	*	01/17/19	OREGON STATE	w 70-67 9705
3 POINT FG-ATT	129-376	144-408	*	01/19/19	OREGON	w 78-64 12751
3-point FG pct	.343	.353	*	01/24/19	at UCLA	w 84-73 7555
3-pt FG made per game	8.1	9.0	*	01/26/19	at Southern California	L 67-69 5111
FREE THROWS-ATT	249-380	251-358	*	01-31-19	ARIZONA	Wot 95-88 14731
Free throw pct	.655	.701	*	02/07/19	WASHINGTON STATE	L 70-91 9517
F-Throws made per game	15.6	15.7	*	02/09/19	WASHINGTON	w 75-63 12686
REBOUNDS	607	570	*	02/13/19	at Colorado	L 73-77 6273
Rebounds per game	37.9	35.6	*	02/16/19	at Utah	w 98-87 12585
Rebounding margin	+2.3	-	*	02/20/19	STANFORD	w 80-62 10327
ASSISTS	227	226	*	02/24/19	CALIFORNIA	w 69-59 11618
Assists per game	14.2	14.1	*	02/28/19	at Oregon	L 51-79 7682
TURNOVERS	224	221				
Turnovers per game	14.0	13.8				
Turnover margin	-0.2	-				
Assist/turnover ratio	1.0	1.0				
STEALS	100	118				
Steals per game	6.3	7.4				
BLOCKS	41	47				
Blocks per game	2.6	2.9				
ATTENDANCE	100466	49002				
Home games-Avg/Game	9-11163	7-7000				
Neutral site-Avg/Game	-	0-0				

* = Conference game

Score by Periods	1st	2nd	OT	Totals
Arizona State	587	631	12	1230
Opponents	565	617	5	1187

2018-19 @SunDevilHoops
Arizona State Team Game-by-Game Comparison (as of Mar 01, 2019)
All games

Opponent	1st	2nd	Score	Mar	Total FG	FG Pct	3-Pointers	3FG Pct	Free Throws	FT Pct	Rebounds	Assist	T/Over	Block	Steal	Fouls
CSU FULLERTON	34/31	49/52	102-94	+8	33-78/34-74	.423/.459	10-26/7-24	.385/.292	26-44/19-26	.591/.731	58/42 +16	11/7	17/17	2/3	3/7	26/36
MCNEESE STATE	33/23	47/29	80-52	+28	27-58/15-47	.466/.319	5-19/5-20	.263/.250	21-27/17-29	.778/.586	43/30 +13	15/10	11/17	6/1	9/1	23/22
LONG BEACH STATE	38/16	52/42	90-58	+32	29-65/17-62	.446/.274	5-16/9-31	.313/.290	27-36/15-24	.750/.625	63/30 +33	17/14	18/16	7/4	7/11	23/27
Mississippi State	39/24	33/43	72-67	+5	26-58/25-69	.448/.362	7-17/8-30	.412/.267	13-18/9-10	.722/.900	40/34 +6	15/16	12/10	2/5	5/6	13/17
Utah State	37/35	50/47	87-82	+5	26-52/25-56	.500/.446	7-14/7-23	.500/.304	28-42/25-33	.667/.758	29/34 (5)	13/15	16/20	3/1	8/6	27/28
NEBRASKA OMAHA	50/40	39/31	89-71	+18	33-64/28-61	.516/.459	8-21/13-26	.381/.500	15-22/2-5	.682/.400	41/27 +14	19/14	13/18	5/2	9/5	13/19
TEXAS SOUTHERN	40/32	43/39	83-71	+12	31-56/24-67	.554/.358	8-25/10-35	.320/.286	13-25/13-22	.520/.591	48/34 +14	18/14	19/7	5/1	4/10	19/22
Nevada	36/24	30/48	66-72	(6)	25-62/25-55	.403/.455	5-20/3-18	.250/.167	11-17/19-24	.647/.792	40/31 +9	13/11	17/11	2/7	4/3	25/15
Georgia	33/47	43/27	76-74	+2	26-64/20-47	.406/.426	4-16/8-22	.250/.364	20-27/26-32	.741/.813	38/34 +4	8/11	12/19	0/7	8/6	23/21
Vanderbilt	28/34	37/47	65-81	(16)	21-65/24-55	.323/.436	7-24/12-28	.292/.429	16-20/21-29	.800/.724	42/39 +3	9/13	10/10	1/4	4/3	19/18
KANSAS	31/39	49/37	80-76	+4	26-63/27-65	.413/.415	8-21/7-28	.381/.250	20-32/15-16	.625/.938	41/40 +1	13/13	11/16	5/5	9/6	12/22
PRINCETON	30/37	36/30	66-67	(1)	20-62/20-57	.323/.351	2-15/10-31	.133/.323	24-32/17-22	.750/.773	45/42 +3	8/13	7/11	8/2	4/2	17/24
UTAH	43/39	43/57	86-96	(10)	30-65/29-57	.462/.509	11-28/16-30	.393/.533	15-25/22-27	.600/.815	34/38 (4)	15/19	9/14	5/3	6/7	18/21
COLORADO	44/26	39/35	83-61	+22	32-56/19-58	.571/.328	7-21/5-26	.333/.192	12-19/18-22	.632/.818	42/28 +14	24/10	16/15	1/4	8/10	19/21
California	33/35	47/31	80-66	+14	28-59/20-52	.475/.385	8-26/8-21	.308/.381	16-23/18-24	.696/.750	34/33 +1	16/8	9/13	2/2	6/2	20/20
Stanford	38/40	33/45	71-85	(14)	28-68/32-60	.412/.533	9-20/9-23	.450/.391	6-17/12-19	.353/.632	43/37 +6	9/18	19/14	1/7	7/9	19/17
OREGON STATE	31/22	39/45	70-67	+3	25-57/22-56	.439/.393	10-25/10-29	.400/.345	10-22/13-20	.455/.650	41/34 +7	15/17	11/10	2/2	3/7	21/19
OREGON	39/39	39/25	78-64	+14	25-49/21-63	.510/.333	11-28/10-31	.393/.323	17-21/12-13	.810/.923	31/38 (7)	17/11	15/15	3/1	6/5	15/22
UCLA	43/44	41/29	84-73	+11	31-69/27-66	.449/.409	7-27/9-25	.259/.360	15-21/10-21	.714/.476	48/40 +8	18/17	17/15	1/2	5/7	21/20
Southern California	38/35	29/34	67-69	(2)	19-62/25-60	.306/.417	7-21/8-26	.333/.308	22-25/11-18	.880/.611	49/35 +14	10/14	15/10	1/2	5/9	17/21
ARIZONA	36/33	47/50	95-88	+7	30-54/27-67	.556/.403	9-19/14-28	.474/.500	26-35/20-27	.743/.741	38/35 +3	18/15	13/9	4/0	5/8	23/26
WASHINGTON STATE	33/50	37/41	70-91	(21)	23-68/26-60	.338/.433	5-33/12-30	.152/.400	19-33/27-33	.576/.818	41/48 (7)	11/22	17/19	2/5	15/11	24/24
WASHINGTON	34/26	41/37	75-63	+12	29-47/21-57	.617/.368	6-17/10-32	.353/.313	11-19/11-20	.579/.550	40/23 +17	18/10	24/17	4/2	6/12	19/22
Colorado	32/32	41/45	73-77	(4)	25-59/28-57	.424/.491	10-23/5-18	.435/.278	13-22/16-21	.591/.762	33/39 (6)	11/16	11/12	2/1	7/4	20/16
Utah	47/42	51/45	98-87	+11	34-63/28-52	.540/.538	10-22/8-23	.455/.348	20-24/23-36	.833/.639	35/29 +6	13/14	10/13	3/8	6/7	26/21
STANFORD	42/34	38/28	80-62	+18	27-52/21-56	.519/.375	9-21/2-21	.429/.095	17-27/18-29	.630/.621	37/34 +3	13/10	13/13	4/2	3/5	24/26
CALIFORNIA	28/34	41/25	69-59	+10	23-55/20-54	.418/.370	7-21/9-20	.333/.450	16-21/10-12	.762/.833	35/35 -	12/11	11/17	2/5	7/6	12/16
Oregon	26/34	25/45	51-79	(28)	17-53/30-61	.321/.492	3-24/9-25	.125/.360	14-26/10-16	.538/.625	26/44 (18)	7/14	14/15	4/1	5/9	16/22

Note: Game totals are displayed in the format TEAM/OPPONENT for each category

2018-19 @SunDevilHoops
Arizona State Game-by-Game Highs (as of Mar 01, 2019)
All games

Opponent	Date	Score	Points	Rebounds	Assists	Steals	Blocked shots
CSU FULLERTON	11/6/18	102-94	28-Dort,Luguentz	9-Lake,De'Quon Dort,Luguentz Cheatham,Zylan	3-Cheatham,Zylan Martin,Remy	3-Dort,Luguentz	2-Lake,De'Quon
MCNEESE STATE	11/9/18	80-52	25-Dort,Luguentz	12-Cheatham,Zylan	6-Cheatham,Zylan	3-Dort,Luguentz	3-Lake,De'Quon
LONG BEACH STATE	11/12/18	90-58	15-Martin,Remy	12-Dort,Luguentz	5-Martin,Remy	2-Cheatham,Zylan Martin,Remy	2-Cheatham,Zylan
vs Mississippi State	11/19/18	72-67	22-Lawrence,Kimani	9-Cheatham,Zylan Dort,Luguentz	7-Martin,Remy	2-Dort,Luguentz	1-White,Romello Cheatham,Zylan
vs Utah State	11/21/18	87-82	33-Dort,Luguentz	7-Dort,Luguentz	6-Cheatham,Zylan	2-Martin,Remy Dort,Luguentz	1-Lake,De'Quon Cheatham,Zylan Cherry,Taeshon
NEBRASKA OMAHA	11/28/18	89-71	19-Cherry,Taeshon Dort,Luguentz	12-Cheatham,Zylan	9-Cheatham,Zylan	3-Dort,Luguentz	2-Lawrence,Kimani
TEXAS SOUTHERN	12/01/18	83-71	19-White,Romello	14-White,Romello	10-Cheatham,Zylan	2-Cheatham,Zylan	1-Lake,De'Quon Cherry,Taeshon White,Romello Lawrence,Kimani Cheatham,Zylan
vs Nevada	12/07/18	66-72	24-Dort,Luguentz	10-Cheatham,Zylan	4-Martin,Remy Cheatham,Zylan	1-Martin,Remy Edwards,Rob Dort,Luguentz Cheatham,Zylan	2-Lake,De'Quon
at Georgia	12/15/18	76-74	21-Martin,Remy	10-Cheatham,Zylan	5-Martin,Remy	3-Martin,Remy	None
at Vanderbilt	12/17/18	65-81	14-Edwards,Rob	14-Cheatham,Zylan	3-Edwards,Rob Dort,Luguentz	1-Edwards,Rob Lake,De'Quon Dort,Luguentz Lawrence,Kimani	1-Cheatham,Zylan
KANSAS	12/22/18	80-76	15-Edwards,Rob	11-Cheatham,Zylan	5-Dort,Luguentz	4-Cherry,Taeshon	2-White,Romello
PRINCETON	12/29/18	66-67	19-Martin,Remy	11-White,Romello	4-Cheatham,Zylan	1-Edwards,Rob Martin,Remy Lake,De'Quon Cheatham,Zylan	3-Cheatham,Zylan White,Romello
UTAH	01/03/19	86-96	22-Martin,Remy	7-White,Romello	6-Martin,Remy	2-Cherry,Taeshon Dort,Luguentz Edwards,Rob	2-Lake,De'Quon Cheatham,Zylan
COLORADO	01/05/19	83-61	19-White,Romello	8-White,Romello	8-Martin,Remy	2-Edwards,Rob Cherry,Taeshon Martin,Remy	1-Cheatham,Zylan
at California	01/09/19	80-66	24-Martin,Remy	6-Cheatham,Zylan Edwards,Rob	8-Martin,Remy	2-Dort,Luguentz	1-Edwards,Rob Cheatham,Zylan
at Stanford	01/12/19	71-85	16-Dort,Luguentz	12-Cheatham,Zylan	4-Cheatham,Zylan	2-Martin,Remy Cheatham,Zylan	1-White,Romello
OREGON STATE	01/17/19	70-67	13-Edwards,Rob	13-Cheatham,Zylan	6-Cheatham,Zylan	2-Dort,Luguentz	1-Lake,De'Quon Cherry,Taeshon
OREGON	01/19/19	78-64	17-Cheatham,Zylan	9-Cheatham,Zylan	8-Martin,Remy	2-Martin,Remy Lawrence,Kimani Cherry,Taeshon	1-Cheatham,Zylan Lawrence,Kimani White,Romello
at UCLA	01/24/19	84-73	16-Dort,Luguentz	20-Cheatham,Zylan	11-Martin,Remy	2-Cheatham,Zylan	1-Edwards,Rob
at Southern California	01/26/19	67-69	11-White,Romello	14-Cheatham,Zylan	7-Martin,Remy	2-Lawrence,Kimani	1-Dort,Luguentz
ARIZONA	01-31-19	95-88	31-Martin,Remy	22-Cheatham,Zylan	8-Martin,Remy	2-Edwards,Rob	2-White,Romello
WASHINGTON STATE	02/07/19	70-91	22-Dort,Luguentz	16-Cheatham,Zylan	8-Martin,Remy	4-Dort,Luguentz	1-Lake,De'Quon Dort,Luguentz
WASHINGTON	02/09/19	75-63	17-White,Romello	9-Cheatham,Zylan	7-Cheatham,Zylan	3-Dort,Luguentz	2-Cheatham,Zylan

2018-19 @SunDevilHoops
 Arizona State Game-by-Game Highs (as of Mar 01, 2019)
 All games

Opponent	Date	Score	Points	Rebounds	Assists	Steals	Blocked shots
at Colorado	02/13/19	73-77	21-Dort,Luguentz	10-Cheatham,Zylan	6-Martin,Remy	2-Edwards,Rob Cheatham,Zylan Dort,Luguentz	1-Lawrence,Kimani Cherry,Taeshon
at Utah	02/16/19	98-87	28-Edwards,Rob	10-Cheatham,Zylan	5-Martin,Remy	3-Martin,Remy	1-Lawrence,Kimani White,Romello Cheatham,Zylan
STANFORD	02/20/19	80-62	16-Edwards,Rob Martin,Remy	5-Dort,Luguentz Edwards,Rob Cheatham,Zylan Martin,Remy	6-Martin,Remy	2-Martin,Remy	2-Dort,Luguentz
CALIFORNIA	02/24/19	69-59	22-Dort,Luguentz	12-Cheatham,Zylan	5-Martin,Remy	2-Martin,Remy Edwards,Rob	2-Lake,De'Quon
at Oregon	02/28/19	51-79	13-Martin,Remy	7-Lake,De'Quon	6-Martin,Remy	4-Dort,Luguentz	3-Lake,De'Quon

2018-19 @SunDevilHoops
Arizona State Points-Rebounds-Assists (as of Mar 01, 2019)
All games

Opponent	Date	Score		00 DORT,LUGUE	01 MARTIN,REM	02 EDWARDS,RO	03 MITCHELL,M	10 SHIBEL,VIT	11 VALTONEN,E	14 LAWRENCE,K
CSU FULLERTON	11/6/18	102-94	w	28-9-1	8-5-3	14-6-2	2-1-0	DNP	0-0-0	16-6-2
MCNEESE STATE	11/9/18	80-52	w	25-2-1	6-3-5	DNP	1-3-1	0-2-0	0-0-0	16-6-1
LONG BEACH STATE	11/12/18	90-58	w	12-12-4	15-2-5	DNP	5-6-3	0-2-0	2-1-0	13-3-2
vs Mississippi State	11/19/18	72-67	w	17-9-2	16-2-7	DNP	0-0-0	DNP	DNP	22-5-1
vs Utah State	11/21/18	87-82	w	33-7-4	13-2-0	DNP	2-2-0	DNP	DNP	10-2-2
NEBRASKA OMAHA	11/28/18	89-71	w	19-5-4	DNP	DNP	DNP	3-0-0	0-0-0	18-4-5
TEXAS SOUTHERN	12/01/18	83-71	w	18-2-2	DNP	DNP	DNP	3-1-0	0-0-0	13-8-5
vs Nevada	12/07/18	66-72	L	24-4-0	5-4-4	0-2-0	2-4-2	DNP	DNP	8-1-1
at Georgia	12/15/18	76-74	w	12-4-1	21-8-5	0-2-0	DNP	0-0-0	0-0-0	8-0-0
at Vanderbilt	12/17/18	65-81	L	10-1-3	9-3-1	14-0-3	DNP	DNP	DNP	7-8-1
KANSAS	12/22/18	80-76	w	13-4-5	10-4-4	15-4-1	DNP	DNP	DNP	7-3-1
PRINCETON	12/29/18	66-67	L	6-6-2	19-2-0	11-2-1	DNP	DNP	0-0-0	5-3-1
UTAH	01/03/19	86-96	L	14-2-4	22-3-6	14-3-1	DNP	0-0-0	0-0-0	2-3-1
COLORADO	01/05/19	83-61	w	14-4-2	0-3-8	9-3-3	DNP	DNP	0-0-1	11-3-2
at California	01/09/19	80-66	w	13-2-3	24-2-8	13-6-2	DNP	DNP	DNP	3-4-1
at Stanford	01/12/19	71-85	L	16-2-0	8-3-1	13-2-3	DNP	0-0-0	3-0-0	10-6-0
OREGON STATE	01/17/19	70-67	w	9-3-3	10-2-3	13-3-2	DNP	DNP	DNP	5-1-1
OREGON	01/19/19	78-64	w	12-2-5	11-3-8	8-2-1	DNP	0-0-0	DNP	10-4-1
at UCLA	01/24/19	84-73	w	16-4-1	15-1-11	10-3-0	DNP	0-0-0	DNP	15-5-1
at Southern California	01/26/19	67-69	L	9-6-0	10-5-7	6-4-0	DNP	0-0-0	3-1-0	10-4-2
ARIZONA	01-31-19	95-88	w	15-4-6	31-1-8	19-1-0	DNP	DNP	DNP	2-0-0
WASHINGTON STATE	02/07/19	70-91	L	22-4-1	9-4-8	6-4-0	DNP	0-0-0	6-0-0	13-8-0
WASHINGTON	02/09/19	75-63	w	15-5-6	13-2-5	12-8-0	DNP	DNP	0-1-0	7-2-0
at Colorado	02/13/19	73-77	L	21-4-2	9-4-6	4-1-2	DNP	DNP	0-1-0	9-3-0
at Utah	02/16/19	98-87	w	17-5-2	16-3-5	28-2-2	DNP	0-0-0	2-0-0	2-3-1
STANFORD	02/20/19	80-62	w	11-5-1	16-5-6	16-5-4	DNP	DNP	0-0-0	7-3-0
CALIFORNIA	02/24/19	69-59	w	22-6-2	8-2-5	16-2-1	DNP	DNP	0-0-0	2-3-1
at Oregon	02/28/19	51-79	L	7-1-1	13-1-6	11-5-0	DNP	0-1-0	0-0-0	1-1-0

Opponent	Date	Score		23 WHITE,ROME	24 SALZMAN,JO	32 LAKE,DE'OU	35 CHERRY,TAE	45 CHEATHAM,Z
CSU FULLERTON	11/6/18	102-94	w	10-6-0	DNP	9-9-0	3-5-0	12-9-3
MCNEESE STATE	11/9/18	80-52	w	1-2-0	0-0-0	7-5-0	6-3-1	16-12-6
LONG BEACH STATE	11/12/18	90-58	w	12-9-1	0-0-0	10-7-0	6-5-1	12-9-1
vs Mississippi State	11/19/18	72-67	w	1-5-1	DNP	4-5-2	0-2-1	12-9-1
vs Utah State	11/21/18	87-82	w	3-5-0	DNP	3-3-1	15-2-0	8-3-6
NEBRASKA OMAHA	11/28/18	89-71	w	8-3-0	DNP	9-11-0	19-4-1	13-12-9
TEXAS SOUTHERN	12/01/18	83-71	w	19-14-1	DNP	2-0-0	14-4-0	14-13-10
vs Nevada	12/07/18	66-72	L	2-3-1	DNP	6-2-0	6-4-1	13-10-4
at Georgia	12/15/18	76-74	w	16-2-1	DNP	4-3-0	5-3-0	10-10-1
at Vanderbilt	12/17/18	65-81	L	9-5-0	DNP	0-3-0	7-4-1	9-14-0
KANSAS	12/22/18	80-76	w	11-5-1	DNP	3-3-0	8-2-0	13-11-1
PRINCETON	12/29/18	66-67	L	18-11-0	DNP	3-5-0	0-1-0	4-9-4
UTAH	01/03/19	86-96	L	7-7-0	DNP	5-6-0	5-2-0	17-5-3
COLORADO	01/05/19	83-61	w	19-8-1	DNP	12-7-0	6-2-2	12-7-5
at California	01/09/19	80-66	w	7-4-0	DNP	3-4-0	0-3-0	17-6-2
at Stanford	01/12/19	71-85	L	3-5-0	2-0-0	4-4-0	2-2-0	8-12-4
OREGON STATE	01/17/19	70-67	w	11-8-0	DNP	0-2-0	12-6-0	10-13-6
OREGON	01/19/19	78-64	w	5-4-0	DNP	0-1-0	15-1-1	17-9-1
at UCLA	01/24/19	84-73	w	6-6-0	DNP	8-2-0	5-3-0	9-20-5
at Southern California	01/26/19	67-69	L	11-7-0	DNP	8-6-0	DNP	10-14-1
ARIZONA	01-31-19	95-88	w	13-4-1	DNP	4-3-0	0-2-0	11-22-3
WASHINGTON STATE	02/07/19	70-91	L	4-1-0	DNP	2-2-0	DNP	8-16-2
WASHINGTON	02/09/19	75-63	w	17-8-0	DNP	2-2-0	DNP	9-9-7
at Colorado	02/13/19	73-77	L	10-3-0	DNP	0-1-0	8-3-0	12-10-1
at Utah	02/16/19	98-87	w	6-5-0	DNP	DNP	3-2-0	24-10-3
STANFORD	02/20/19	80-62	w	9-4-0	0-0-0	3-4-0	11-2-0	7-5-2
CALIFORNIA	02/24/19	69-59	w	2-2-0	DNP	8-4-0	3-3-0	8-12-3
at Oregon	02/28/19	51-79	L	1-2-0	0-0-0	7-7-0	2-0-0	9-4-0

Individual Career History

Cheatham,Zylan

			Total		3-Point		F-Throws		Rebounds											Scoring	
Season	gp-gs	min/avg	fg-fga	pct	fg-fga	pct	ft-fta	pct	off	def	tot	avg	pf	fo	ast	to	blk	stl	pts	avg	
2015-16*	38-26	791/20.8	93-176	.528	3-17	.176	111-155	.716	62	143	205	5.4	87	2	36	72	26	22	300	7.9	
2016-17*	31-22	726/23.4	95-183	.519	2-12	.167	90-119	.756	69	125	194	6.3	83	2	43	60	18	33	282	9.1	
2018-19	28-28	899/32.1	115-215	.535	9-21	.429	85-141	.603	65	230	295	10.5	75	1	94	87	21	23	324	11.6	
TOTAL	28-28	899/32.1	115-215	.535	9-21	.429	85-141	.603	65	230	295	10.5	75	1	94	87	21	23	324	11.6	
All*	97-76	2416/24.9	303-574	.528	14-50	.280	286-415	.689	196	498	694	7.2	245	5	173	219	65	78	906	9.3	

* Statistics from prior team/school

Edwards,Rob

			Total		3-Point		F-Throws		Rebounds											Scoring	
Season	gp-gs	min/avg	fg-fga	pct	fg-fga	pct	ft-fta	pct	off	def	tot	avg	pf	fo	ast	to	blk	stl	pts	avg	
2015-16*	32-29	994/31.1	130-331	.393	49-124	.395	89-119	.748	21	104	125	3.9	71	0	46	109	1	37	398	12.4	
2016-17*	31-30	964/31.1	167-404	.413	63-178	.354	114-149	.765	29	110	139	4.5	68	0	53	95	5	41	511	16.5	
2018-19	22-16	631/28.7	77-218	.353	42-110	.382	56-69	.812	8	62	70	3.2	45	0	28	22	5	20	252	11.5	
TOTAL	22-16	631/28.7	77-218	.353	42-110	.382	56-69	.812	8	62	70	3.2	45	0	28	22	5	20	252	11.5	
All*	85-75	2589/30.5	374-953	.392	154-412	.374	259-337	.769	58	276	334	3.9	184	0	127	226	11	98	1161	13.7	

* Statistics from prior team/school

Lawrence,Kimani

			Total		3-Point		F-Throws		Rebounds											Scoring	
Season	gp-gs	min/avg	fg-fga	pct	fg-fga	pct	ft-fta	pct	off	def	tot	avg	pf	fo	ast	to	blk	stl	pts	avg	
2017-18	19-0	186/9.8	22-48	.458	3-15	.200	11-13	.846	10	23	33	1.7	31	0	3	9	8	7	58	3.1	
2018-19	28-15	688/24.6	84-207	.406	28-94	.298	56-75	.747	32	70	102	3.6	74	1	33	40	7	16	252	9.0	
TOTAL	47-15	874/18.6	106-255	.416	31-109	.284	67-88	.761	42	93	135	2.9	105	1	36	49	15	23	310	6.6	

Martin,Remy

			Total		3-Point		F-Throws		Rebounds											Scoring	
Season	gp-gs	min/avg	fg-fga	pct	fg-fga	pct	ft-fta	pct	off	def	tot	avg	pf	fo	ast	to	blk	stl	pts	avg	
2017-18	32-0	762/23.8	107-236	.453	23-62	.371	71-94	.755	22	73	95	3.0	48	0	94	43	2	36	308	9.6	
2018-19	26-22	872/33.5	114-287	.397	40-121	.331	69-95	.726	16	63	79	3.0	29	0	135	51	1	34	337	13.0	
TOTAL	58-22	1634/28.2	221-523	.423	63-183	.344	140-189	.741	38	136	174	3.0	77	0	229	94	3	70	645	11.1	

Shibel,Vitaliy

			Total		3-Point		F-Throws		Rebounds											Scoring	
Season	gp-gs	min/avg	fg-fga	pct	fg-fga	pct	ft-fta	pct	off	def	tot	avg	pf	fo	ast	to	blk	stl	pts	avg	
2017-18	32-20	332/10.4	19-55	.345	11-44	.250	10-12	.833	11	48	59	1.8	73	3	17	13	9	4	59	1.8	
2018-19	13-0	47/3.6	2-9	.222	2-7	.286	0-0	.000	2	4	6	0.5	12	0	0	3	0	1	6	0.5	
TOTAL	45-20	379/8.4	21-64	.328	13-51	.255	10-12	.833	13	52	65	1.4	85	3	17	16	9	5	65	1.4	

White,Romello

			Total		3-Point		F-Throws		Rebounds											Scoring	
Season	gp-gs	min/avg	fg-fga	pct	fg-fga	pct	ft-fta	pct	off	def	tot	avg	pf	fo	ast	to	blk	stl	pts	avg	
2017-18	31-31	752/24.3	120-184	.652	0-0	.000	85-154	.552	79	141	220	7.1	100	6	13	44	23	8	325	10.5	
2018-19	28-27	688/24.6	91-151	.603	0-0	.000	59-101	.584	66	82	148	5.3	86	4	8	36	15	11	241	8.6	
TOTAL	59-58	1440/24.4	211-335	.630	0-0	.000	144-255	.565	145	223	368	6.2	186	10	21	80	38	19	566	9.6	

Official Basketball Box Score -- Game Totals -- Final Statistics

Arizona St. vs Oregon

02/28/19 8:00 pm at

Arizona St. 51 • 19-9

##	Player		Total		3-Ptr	Rebounds			PF	TP	A	TO	Blk	Stl	Min
			FG-FGA	FG-FGA	FT-FTA	Off	Def	Tot							
23	White,Romello	f	0-1	0-0	1-2	0	2	2	3	1	0	0	0	0	17
45	Cheatham,Zylan	f	4-5	0-0	1-4	0	4	4	1	9	0	4	1	0	29
00	Dort,Luguentz	g	3-11	0-4	1-2	1	0	1	4	7	1	4	0	4	26
01	Martin,Remy	g	4-14	3-7	2-2	1	0	1	0	13	6	2	0	0	31
02	Edwards,Rob	g	2-9	0-4	7-10	1	4	5	1	11	0	1	0	0	26
10	Shibel,Vitaliy		0-1	0-1	0-0	0	1	1	1	0	0	0	0	0	2
11	Valtonen,Elias		0-0	0-0	0-0	0	0	0	0	0	0	1	0	1	7
14	Lawrence,Kimani		0-3	0-3	1-2	1	0	1	2	1	0	1	0	0	20
24	Salzman,Jordan		0-0	0-0	0-2	0	0	0	0	0	0	0	0	0	1
31	Thompson,Trevor		0-0	0-0	0-0	0	1	1	0	0	0	0	0	0	1
32	Lake,De'Quon		3-3	0-0	1-2	4	3	7	4	7	0	0	3	0	20
35	Cherry,Taeshon		1-6	0-5	0-0	0	0	0	0	2	0	1	0	0	20
Team						3	0	3							
Totals			17-53	3-24	14-26	11	15	26	16	51	7	14	4	5	200

FG % 1st Half: 11-30 36.7% 2nd half: 6-23 26.1% Game: 17-53 32.1%
 3FG % 1st Half: 1-12 8.3% 2nd half: 2-12 16.7% Game: 3-24 12.5%
 FT % 1st Half: 3-6 50.0% 2nd half: 11-20 55.0% Game: 14-26 53.8%

Deadball
Rebounds
6,3

Oregon 79 • 16-12

##	Player		Total		3-Ptr	Rebounds			PF	TP	A	TO	Blk	Stl	Min
			FG-FGA	FG-FGA	FT-FTA	Off	Def	Tot							
02	Louis King	f	7-12	2-6	3-3	0	2	2	4	19	1	2	0	1	28
13	Paul White	f	2-10	1-6	0-0	1	3	4	1	5	3	1	0	2	29
14	Kenny Wooten	f	3-4	0-0	0-0	1	5	6	1	6	0	2	0	0	27
33	Francis Okoro	f	2-6	0-0	3-6	3	7	10	4	7	1	0	1	0	20
03	Payton Pritchard	g	6-10	2-3	4-7	1	3	4	3	18	4	2	0	2	34
00	Will Richardson		3-5	1-2	0-0	1	1	2	3	7	2	4	0	0	17
04	Ehab Amin		5-10	1-4	0-0	2	3	5	1	11	2	3	0	3	20
05	Miles Norris		0-0	0-0	0-0	0	1	1	0	0	1	0	0	0	8
10	Victor Bailey Jr.		2-3	2-3	0-0	1	2	3	4	6	0	1	0	1	15
25	Luke Osborn		0-1	0-1	0-0	0	2	2	0	0	0	0	0	0	1
54	Will Johnson		0-0	0-0	0-0	0	0	0	1	0	0	0	0	0	1
Team						5	0	5							
Totals			30-61	9-25	10-16	15	29	44	22	79	14	15	1	9	200

FG % 1st Half: 12-27 44.4% 2nd half: 18-34 52.9% Game: 30-61 49.2%
 3FG % 1st Half: 5-13 38.5% 2nd half: 4-12 33.3% Game: 9-25 36.0%
 FT % 1st Half: 5-7 71.4% 2nd half: 5-9 55.6% Game: 10-16 62.5%

Deadball
Rebounds
4,2

Officials: Bob Staffen,Deldre Carr,Chris Rastatter

Technical fouls: Arizona St.-TEAM. Oregon-None.

Attendance: 7682

2018-19 Men's Basketball. Round: 0. Arizona St. vs Oregon. Played at .

Score by periods	1st	2nd	Total
Arizona St.	26	25	51
Oregon	34	45	79

	In	Off	2nd	Fast	
Points	Paint	T/O	Chance	Break	Bench
ASU	28	11	9	15	10
Oregon	40	12	14	15	24

Last FG - ASU 2nd-07:11, Oregon 2nd-01:23.

Largest lead - ASU by 5 1st-19:17, Oregon by 28 2nd-01:23.

Score tied - 4 times.

Lead changed - 1 time.

Official Basketball Box Score -- Game Totals -- Final Statistics
Oregon State vs Arizona State
01/17/19 8:15 p.m. MT at Ned Wulk Court/Wells Fargo Arena (Tempe)

Oregon State 67 • 11-5; 3-1

##	Player		Total	3-Ptr	FT-FTA	Rebounds			PF	TP	A	TO	Blk	Stl	Min
			FG-FGA	FG-FGA		Off	Def	Tot							
03	Tinkle, Tres	f	7-19	2-8	5-6	1	6	7	0	21	6	3	0	2	35
24	Kelley, Kylor	f	1-3	0-0	0-0	0	2	2	4	2	0	1	1	0	20
01	Thompson Jr, Stephen	g	3-9	1-5	2-4	2	4	6	4	9	4	0	0	0	35
05	Thompson, Ethan	g	6-14	5-10	4-5	0	2	2	2	21	4	1	0	3	37
11	Reichle, Zach	g	1-3	1-3	0-1	0	2	2	3	3	1	0	0	0	19
04	Hollins, Alfred		3-3	1-1	2-4	1	3	4	1	9	1	2	0	2	21
13	Vernon, Antoine		0-1	0-1	0-0	0	1	1	3	0	1	0	0	0	7
22	Washington, Warren		0-1	0-0	0-0	0	1	1	2	0	0	1	1	0	11
23	Rakocevic, Gligorije		1-3	0-1	0-0	1	2	3	0	2	0	1	0	0	15
Team						3	3	6				1			
Totals			22-56	10-29	13-20	8	26	34	19	67	17	10	2	7	200

FG % 1st Half: 7-27 25.9% 2nd half: 15-29 51.7% Game: 22-56 39.3%
 3FG % 1st Half: 3-14 21.4% 2nd half: 7-15 46.7% Game: 10-29 34.5%
 FT % 1st Half: 5-9 55.6% 2nd half: 8-11 72.7% Game: 13-20 65.0%

Deadball
Rebounds
4

Arizona State 70 • 12-5; 3-2

##	Player		Total	3-Ptr	FT-FTA	Rebounds			PF	TP	A	TO	Blk	Stl	Min
			FG-FGA	FG-FGA		Off	Def	Tot							
23	White, Romello	f	5-6	0-0	1-2	4	4	8	4	11	0	0	0	0	27
45	Cheatham, Zylan	f	3-6	1-1	3-6	4	9	13	3	10	6	7	0	0	36
00	Dort, Luguentz	g	3-10	0-4	3-7	0	3	3	1	9	3	2	0	2	30
01	Martin, Remy	g	4-12	2-6	0-3	0	2	2	2	10	3	1	0	1	32
02	Edwards, Rob	g	4-9	3-6	2-2	0	3	3	4	13	2	0	0	0	33
14	Lawrence, Kimani		2-5	0-3	1-2	0	1	1	2	5	1	0	0	0	13
32	Lake, De'Quon		0-1	0-0	0-0	1	1	2	3	0	0	0	1	0	10
35	Cherry, Taeshon		4-8	4-5	0-0	2	4	6	2	12	0	1	1	0	19
Team						1	2	3							
Totals			25-57	10-25	10-22	12	29	41	21	70	15	11	2	3	200

FG % 1st Half: 11-28 39.3% 2nd half: 14-29 48.3% Game: 25-57 43.9%
 3FG % 1st Half: 5-14 35.7% 2nd half: 5-11 45.5% Game: 10-25 40.0%
 FT % 1st Half: 4-10 40.0% 2nd half: 6-12 50.0% Game: 10-22 45.5%

Deadball
Rebounds
6

Officials: David Hall, Eric Curry, Deldre Carr

Technical fouls: Oregon State-None. Arizona State-None.

Attendance: 9705

ASU's next game is Saturday, Jan. 19 vs. Oregon on Pac-12 Network/98.7 FM

Tip time Saturday is 7:30 p.m.

Score by periods	1st	2nd	Total
Oregon State	22	45	67
Arizona State	31	39	70

2018-19 SUN DEVIL HIGHS AND LOWS

SUN DEVIL TEAM HIGHS

POINTS: 102 vs. CAL STATE FULLERTON
FIELD GOALS: 34 at Utah
FIELD GOAL ATTEMPTS: 78 vs. CAL STATE FULLERTON
FIELD GOAL%: .617 vs. WASHINGTON (29-47)
3-PT FIELD GOALS: 11 vs. OREGON/UTAH
3-PT FIELD GOALS ATT: 33 vs. WASHINGTON STATE
3-PT % (10 ATT.): .500 vs. Utah State (7-14)
FREE THROWS: 28 vs. Utah State
FREE THROWS ATTEMPTED: 44 vs. CAL STATE FULLERTON
FREE THROW % (15 ATT.): .880 at USC (22-25)
REBOUNDS: 63 vs. LONG BEACH STATE
ASSISTS: 24 vs. COLORADO
STEALS: 15 vs. WASHINGTON STATE
BLOCKS: 8 vs. PRINCETON
TURNOVERS: 24 vs. WASHINGTON
FOULS: 27 vs. Utah State
FIRST HALF POINTS: 50 vs. NEBRASKA OMAHA
SECOND HALF POINTS: 52 vs. LONG BEACH STATE

SUN DEVIL TEAM LOWS

POINTS: 51 at Oregon
FIELD GOALS: 17 at Oregon
FIELD GOAL ATTEMPTS: 47 vs. WASHINGTON
FIELD GOAL%: .306/19-62 at USC
3-PT FIELD GOALS: 2 vs. PRINCETON
3-PT FIELD GOALS ATT: 14 vs. Utah State
3-PT % (10 ATT.): .125/3-24 at Oregon
FREE THROWS: 6 at Stanford
FT ATTEMPTED: 17 at Stanford/vs. #6 Nevada
FREE THROW % (10 ATT.): .353/6-17 at Stanford
REBOUNDS: 26 at Oregon
ASSISTS: 7 at Oregon
STEALS: 3 vs. STANFORD/OSU/CAL STATE FULLERTON
BLOCKS: 0 at Georgia
TURNOVERS: 7 vs. PRINCETON
FOULS: 12 vs. CALIFORNIA/#1 KANSAS

SUN DEVIL INDIVIDUAL HIGHS

POINTS: 33, Luguentz Dort vs. Utah State
FIELD GOALS: 10 (3x)
FG ATT: 22, Luguentz Dort vs. CAL STATE FULLERTON
FG% (9 ATT.): 9-10, Romello White vs. TSU
3-PT FGS: 5, Martin vs. ARIZONA; Cherry vs. UO/Martin at Cal
3-PT ATT: 10, Cherry vs. UO/Dort vs. TEXAS SOUTHERN
3-PT % (4 MADE): Taeshon Cherry vs. OREGON STATE (4-5)
3-PT % (4 MADE): Zylan Cheatham vs. UTAH (4-5)
FREE THROWS: 11, Luguentz Dort vs. Utah State
FT ATTEMPTED: 14, Luguentz Dort vs. Utah State
FT % (6 ATT.): 6-6, White vs. LBSU/Lawrence at UCLA
REBOUNDS: 22, Zylan Cheatham vs. ARIZONA
ASSISTS: 11, Remy Martin at UCLA
STEALS: 4 by Taeshon Cherry vs. #1 KANSAS STATE
BLOCKS: 3, three times
TURNOVERS: 8, Luguentz Dort vs. TEXAS SOUTHERN
FOUL OUTS: 14 on year
MINUTES: 41, Remy Martin vs. UA/ Edwards vs. CSF

OPPONENT TEAM HIGHS

POINTS: 96 by UTAH
FIELD GOALS: 34 by CAL STATE FULLERTON
FIELD GOAL ATTEMPTS: 74 by CAL STATE FULLERTON
FIELD GOAL %: .533/at Stanford (32-60)
3-POINTERS: 16 by UTAH
3-POINTER ATTEMPTS: 35 by TEXAS SOUTHERN
3-POINT % (10 ATT.): .533/UTAH (16-30)
FREE THROWS: 27 by WASHINGTON STATE
FREE THROW ATTEMPTS: 33 by WAZZU/Utah State
FREE THROW % (15 ATT.): .938/#1 KANSAS (15-16)
REBOUNDS: 48 by WASHINGTON STATE
ASSISTS: 22 by WASHINGTON STATE
STEALS: 12 by WASHINGTON
BLOCKS: 7 at Stanford/at Georgia/by #6 Nevada
TURNOVERS: 20 by Utah State
FOULS: 36 by CAL STATE FULLERTON

OPPONENT TEAM LOWS

POINTS: 52 by McNEESE STATE
FIELD GOALS: 15 by McNEESE STATE
FIELD GOAL ATTEMPTS: 47 at Georgia/by McNEESE STATE
FIELD GOAL %: .274/17-62 by LONG BEACH STATE
3-POINTERS: 2 by Stanford
3-POINTER ATTEMPTS: 18 at Colorado/by #6 Nevada
3-POINT % (10 ATT.): .100/2-20 by Stanford
FREE THROWS: 2 by NEBRASKA OMAHA
FREE THROW ATTEMPTS: 5 by NEBRASKA OMAHA
FREE THROW % (20 ATT.): .586/17-29 by McNEESE STATE
REBOUNDS: 23 by WASHINGTON
ASSISTS: 7 by CAL STATE FULLERTON
STEALS: 1 by McNEESE STATE
BLOCKS: 1 (7x)
TURNOVERS: 7 by TEXAS SOUTHERN
FOULS: 15 by #6 Nevada

OPPONENT INDIVIDUAL HIGHS

POINTS: 35, Kyle Allman of CSU FULLERTON
FIELD GOALS: 13, Kyle Allman of CSU FULLERTON
FIELD GOAL ATTEMPTS: 26, Kyle Allman of CSU FULLERTON
3-PT FGS: 6, Donnie Tillman of UTAH
3-PT ATT: 14, Jaylyn Patterson vs. TSU
FREE THROWS: 10, Khalil Ahmad of CSU FULLERTON
FT ATTEMPTED: 12 (2x)
REBOUNDS: 17 Tyler Bey at Colorado
ASSISTS: 7, Justin Coleman of ARIZONA
STEALS: 5 by Dominic Green of WASHINGTON
BLOCKS: 4 by Nicolas Claxton at Georgia
TURNOVERS: 6 by Matt Bradley at California
FOUL OUTS: 15 times

ASU STARTING LINEUPS 2018-19 (7)

Cheatham, Dort, Edwards, Lawrence, White (1-0 vs. CSF)
Cheatham, Dort, Lawrence, Martin, White (6-3)
Cheatham, Cherry, Dort, Lawrence, White (2-1)
Cheatham, Edwards, Lake, Lawrence, White (1-0 vs. CU)
Cheatham, Dort, Edwards, Lawrence, White (1-0 at Cal)
Cheatham, Dort, Edwards, Martin, White (7-5)
Cheatham, Dort, Edwards, Lake, Martin (1-0 on Senior Day)

SUN DEVIL CAREER HIGHS/SUN DEVIL RECORD WHEN

BOBBY HURLEY ERA STATS (69-56)

Year	15-16	16-17	17-18	18-19	TOTAL
Record:	15-17	15-18	20-12	19-9	69-56
More rebounds:	12-3	9-3	13-1	16-5	50-12
Lead/Tie at half:	11-3	11-4	13-1	14-4	49-12
Trail at half:	4-14	4-14	7-11	5-5	20-44
Shoot more FTs:	13-4	11-6	18-3	11-4	53-18
Better/Same FG%:	9-1	13-0	15-2	16-0	53-3
Shot worse FG%:	6-16	2-18	5-10	3-9	16-53
Shot > 50% FG:	3-0	3-2	10-0	9-0	25-2
Shot < 50% FG:	12-17	12-16	10-12	10-9	44-54
More TOs:	4-11	4-4	4-2	8-3	20-20
Same/Less TOs:	11-6	11-14	15-11	11-6	48-37
Home Games:	11-5	9-7	13-4	13-3	46-19
Road Games:	3-9	4-6	4-6	4-5	15-26
Neutral Sites:	1-2	2-5	3-2	2-1	8-10
Non Pac-12:	10-3	7-6	12-1	9-3	38-13
Pac-12 Season:	5-13	7-11	8-10	10-6	30-40
Pac-12 Tourn.:	0-1	1-1	0-1	0-0	1-3
3 points or less:	3-3	4-3	4-2	2-2	13-10
6 points or less:	3-6	5-3	4-7	5-4	17-20

#0 LUGUENTZ DORT SUN DEVIL HIGHS

POINTS: 33 vs. Utah State (11/21/18)

FG MADE: 10 vs. Utah State (11/21/18)/McNEESE (11/9/18)

FG ATTEMPTS: 22 vs. CAL STATE FULLERTON (11/6/18)

3-PT FG MADE: 3 (6x)

3-PT FG ATTEMPTED: 10 vs. TEXAS SOUTHERN

FREE THROWS MADE: 11 vs. Utah State (11/21/18)

FREE THROWS ATTEMPTED: 14 vs. Utah State (11/21/18)

REBOUNDS: 12 vs. LONG BEACH STATE (11/12/18)

ASSISTS: 6 vs. WASHINGTON/ARIZONA

STEALS: 3 (4x)

MINUTES: 39 vs. ARIZONA (1/31/19)/Utah State (11/21/18)

#1 REMY MARTIN SUN DEVIL HIGHS

POINTS: vs. ARIZONA (1/31/19)

REBOUNDS: 8 at Georgia (12/15/18)

ASSISTS: 11 at UCLA (1/24/19)

FG MADE: 10 vs. UTAH (1/3/19)

FG ATT: 20 at Georgia (12/15/18)

3-PT MADE: 5 vs. ARIZONA (1/31/19)

FT MADE: 8 vs. ARIZONA (1/31/19)/vs. LBSU (11/12/18)

FT ATT.: 14 vs. vs. ARIZONA (1/31/19)

MINUTES: 41 vs. ARIZONA (1/31/19)

#2 ROB EDWARDS HIGHS

CLEVELAND STATE POINTS: 32 at Oakland (1/16/17)

ASU POINTS: 28 at Utah (2/16/19)

ASU POINTS (SECOND MOST): 19 vs. ARIZONA (1/31/19)

3-POINT FIELD GOALS: 4 at Utah (2/16/09)

REBOUNDS: 6 (2x) at California (1/9/19)

MINUTES: 41 vs. CAL STATE FULLERTON (11/6/18)

#3 MICKEY MITCHELL SUN DEVIL HIGHS

POINTS: 12 (2x) at California (1/20/18)

REBOUNDS: 13 vs. Vanderbilt (12/17/17)

ASSISTS: 5 vs. Oregon (1/11/18)

MINUTES: 33 at Stanford (1/17/18)

#10 VITALIY SHIBEL SUN DEVIL HIGHS

POINTS: 11 vs. St. John's (12/8/17)

REBOUNDS: 8 vs Idaho State (11/10/17)

3PT MADE: 3 at Cal (1/20/18) and vs. St. John's (12/8/17)

ASSISTS: 4 vs. Idaho State (11/10/17)

MINUTES: 28 vs. St. John's (12/8/17)

#14 KIMANI LAWRENCE SUN DEVIL HIGHS

POINTS: 22 vs. #15 Mississippi State (11/19/18)

REBOUNDS: 8 (2x) at Vanderbilt (12/17/18)

ASSISTS: 5 (2x) vs. TEXAS SOUTHERN (12/1/18)

MINUTES: 39 (2x) vs. TEXAS SOUTHERN (12/1/18)

#23 ROMELLO WHITE CAREER HIGHS

✓ AAU coach was Jerry Stackhouse

POINTS: 25 vs Northern Arizona (11/17/17)

2018-19 POINTS: 19 vs. COLORADO/TEXAS SOUTHERN

REBOUNDS: 15 vs San Diego State (11/14/17)

FG MADE: 10 (2x) at Washington State (2/4/18)

FG ATTEMPTED: 12 vs Northern Arizona (11/17/17)

FREE THROWS MADE: 11 at Stanford (1/17/18)

FREE THROWS ATTEMPTED: 14 at Stanford (1/17/18)

BLOCKS: 3 vs Idaho State

MINUTES: 39 vs Kansas State (11/23/17)

#32 DE'QUON LAKE CAREER HIGHS

POINTS: 24 vs Idaho State (11/10/17)

REBOUNDS: 12 (2x) at Oregon (2/22/18)

FG MADE: 8 vs Idaho State (11/10/17)

FG ATTEMPTED: 9 vs. Utah (1/25/18)

FREE THROWS MADE: 8 (2x) Longwood (12/19/17)

FREE THROWS ATTEMPTED: 14 vs Idaho State (11/10/17)

BLOCKS: 7 vs. Pacific (12/22/17)

MINUTES: 29 vs Kansas State (11/23/17)

#35 TAESHON CHERRY CAREER HIGHS

POINTS: 19 vs. Nebraska Omaha (11/28/18)

REBOUNDS: 6 vs. OREGON STATE (1/17/19)

STEALS: 4 vs. #1 KANSAS (12/22/18)

3-PT FG MADE: 5 VS. OREGON (1/19/19)

MINUTES: 31 vs. (2x) vs. TEXAS SOUTHERN (12/1/18)

#45 ZYLAN CHEATHAM SUN DEVIL HIGHS

POINTS: 24 at Utah (2/16/19)

SDSU POINTS: 18 vs. Savannah State (11/28/16)

REBOUNDS: 22 vs. ARIZONA (1/31/19)

REBOUNDS: 20 at UCLA (1/24/19)

ASSISTS: 10 vs. TEXAS SOUTHERN (12/1/18)

MINUTES: 40 vs. ARIZONA (1/31/19)

2018-19 SUN DEVIL TV ROSTER




0 LUGUENTZ DORT

G 6-4 215 FR
Montreal, Canada



1 REMY MARTIN

G 6-0 170 SO
Chatsworth, CA




2 ROB EDWARDS

G 6-4 205 RS-JR
Detroit, MI



3 MICKEY MITCHELL

F 6-7 225 RS-JR
Orlando, FL



5 KYLE FEIT

G 6-4 190 FR
West Palm Beach, FL



10 VITALIY SHIBEL

F 6-9 220 SO
Ivano-Frankivsk, Ukraine



11 ELIAS VALTONEN

G 6-7 195 FR
Eura, Finland



14 KIMANI LAWRENCE

F 6-7 210 SO
Providence, RI



21 JACK ROGGIN

G 6-0 165 SO
Calabasas, CA




23 ROMELLO WHITE

F 6-8 235 SO
Atlanta, GA




24 JORDAN SALZMAN

G 5-10 165 SO
Locust Valley, N.Y.



25 GRANT FOGERTY

G 5-11 170 SO
Scottsdale, AZ



31 TREVOR THOMPSON

G 6-2 175 RS-FR
Phoenix, AZ



32 DE'QUON LAKE

F 6-9 235 SR
Charlotte Amalie, St. Thomas



34 UROS PLAVSIC

C 7-0 240 FR
Smederevo, Serbia



35 TAESHON CHERRY

F 6-8 210 FR
El Cajon, CA



45 ZYLAN CHEATHAM

F 6-8 215 RS-SR
Phoenix, AZ