

ASU 2018-2019 SCHEDULE

Date Opp. (TV/Radio).....FINAL/TIP

11/6 CS Fullerton (P12).... W, 102-94 2OT

MGM RESORTS MAIN EVENT-TEMPE

11/9 McNeese State (P12)..... W, 80-52

11/12 LBSU (P12)..... W, 90-58

11/15 @San Francisco (P12).....PPD

MGM MAIN EVENT/T-MOBILE

11/19 #15 Miss. St. (ESPN2)..... W, 72-67

11/21 Utah State (ESPN2)..... W, 87-82

11/28 Omaha (P12/620 AM)..... W, 89-71

12/1 Texas Southern (P12/98.7)..... W, 83-71

12/7 #6 Nevada at HoopHall Classic

(@STAPLES/ESPN2/620)..... L, 66-72

12/15 @Georgia (SEC/620)..... W, 76-74

12/17 @Vanderbilt (SEC/620)..... L, 65-81

12/22 #1 Kansas (ESPN2/620)..... W, 80-76

12/29 Princeton (P12/98.7)..... L, 66-67

1/3 Utah (P12/620 AM)..... L, 86-96

1/5 Colorado (P12/98.7 FM)..... W, 83-61

1/9 @California (P12/620 AM)..... 6 PT

1/12 @Stanford (P12/620 AM)..... 3 PT

1/17 Oregon St. (FS1)..... 8

1/19 Oregon (P12)..... 7:30

1/24 @UCLA (FS1)..... 8 PT

1/26 @USC (ESPN2)..... 5 PT

1/31 Arizona (ESPN2)..... 7

2/7 Wash. St. (P12)..... 6

2/9 Washington (ESPN2)..... 8

2/13 @Colorado (FS1)..... 8:30

2/16 @Utah (FS1)..... 8:10

2/20 Stanford (ESPN2)..... 7

2/24 California (P12)..... 4

2/28 @Oregon (P12)..... 8 PT

3/3 @Oregon St. (ESPN2)..... 5 PT

3/9 @Arizona (CBS)..... 2

(Pac-12 Tournament/Las Vegas)

3/13

-16 T-Mobile Arena.....TBD

FINAL FOUR TRIVIA

Coach Hurley (1992) and Danny Manning (1988) are only current college coaches who earned Final Four MOP.

TURNED IT AROUND FAST

Buffalo was 285-369 (.436) in 22 seasons after going DI (1991-2013). The Bulls were 42-20 (.678) in Coach Hurley's two seasons. He is 102-71 (.590) in six years as a head coach.

SUN DEVIL

M E N ' S B A S K E T B A L L

@SUNDEVILHOOPS (10-4; 1-1) HEADS TO THE BAY AREA

Wed., Jan. 9 - at California (5-9; 0-2) 6 p.m. PT/Pac-12 Network/620 AM ASU swept Cal last year

Sat., Jan. 12 - at Stanford (7-7; 0-2) 3 p.m. PT/Pac-12 Network/620 AM 4-3 vs. STAN under CBH

FIRST PAC-12 ROAD TRIP: The Arizona State Sun Devils (10-4; 1-1) -- who advanced to the NCAA Tournament for the first time since 2014 last year and just the fourth time in 24 seasons -- travels to California for a Pac-12 Network 6 p.m. PT tip on Wednesday, Jan. 9, with Roxy Bernstein and Mike Montgomery on the call, while Tim Healey and Kyle Dodd are on the Sun Devil Radio Network (620 AM). Saturday has Don MacLean with Bernstein on the Pac-12 Network call. ASU tries to win its first Pac-12 road game for the first time since Dec. 30, 2016 (98-93 at Stanford) and for 12th time in its 41 years of Pac-12 play.

LAST TIME OUT/GAME 14: ASU 83, COLORADO 61/JAN. 5, 2019: ASU jumped out early and often against Colorado Jan. 5 and kept the pedal to the floor in cruising to an 83-61 victory, the second-largest Pac-12 win in the Coach Hurley era, as it moved to 6-1 vs. the Buffs in Tempe since Pac-12 play began. ASU held CU to 19-of-58 from the floor (.326), its best Pac-12 defensive effort since holding Utah to 17-of-56 (.304) on Feb. 9, 2012. The Sun Devils had 24 assists, matching the most in a Pac-12 game in the past 13 seasons (2006-07 to present), while ASU put five in double digits, led by Romello White with 19. Luguentz Dort had 14 off the bench, while De'Quon Lake and Zylan Cheatham had 12 each and Kimani Lawrence added 11. Remy Martin had eight assists.

ROB APPROACHING 1,000: Junior Rob Edwards dropped buckets at Cleveland State from 2015-17, as he entered ASU with 909 points in 63 games (14.4 per game). He now has 986 career points (13.0 career average). Included in that is 16-of-18 (.889) from the free throw line this year and .766 (219-of-286) in his career along with 127 three pointers.

VS. CAL: ASU earned its 11th sweep over Cal last year with wins of 81-73 in Berkeley and 84-53 in Tempe... ASU is 3-2 in Berkeley in its last five trips...ASU did not allow a Cal three-pointer in the last meeting (0-of-18).

NOTES: ASU topped then No. 1 Kansas 80-76 on Dec. 22 in Bobby Hurley's 17th halftime-deficit win at ASU behind 15 off-the-bench points from getting healthier Rob Edwards (13 in the second half). He became the fourth Sun Devil to earn Pac-12 Player of the Week this season...ASU entered this week nationally ranked 21st in offensive rebounds per game (13.64), seventh in rebounds per game (43.14), 15th in rebound margin (+8.1) and second in the Pac-12 in scoring (80.4). Zylan Cheatham, the Dec. 3 Pac-12 Player of the Week, registered ASU's second triple double in the Dec. 1 win over Texas Southern, Nov. 23 Pac-12 POTW Luguentz Dort has four 20-point games and Remy Martin also took home a Pac-12 POTW (Dec. 17).

2018-19 SUN DEVIL PAC-12 PLAYERS OF THE WEEK

Dec. 24: Rob Edwards

Dec. 17: Remy Martin

Dec. 3: Zylan Cheatham

Nov. 26: Luguentz Dort

SCHEDULE FLIP: ASU had started Pac-12 play with five of its first seven on the road six times in the previous 10 seasons (only Pac-12 team to have that decade of awkwardness) including last year, but things flipped this year as ASU has four of first six at home. This year marks only the fourth time in past 11 seasons ASU opened Pac-12 play at home. Also noteworthy: ASU had three-single digit games last year at this point. This year ASU has had seven and is 5-2. ASU also is 4-2 in two-possession games this year after going 4-7 last year.

ASU MEDIA RELATIONS: ASU men's basketball SID Doug Tammaro can be reached directly at 480-734-7795 or via e-mail at tammaro@asu.edu. The ASU website is: www.TheSunDevils.com.

POS #	SUN DEVIL	YR	HT/WT	2018-2019 SUN DEVIL ROSTER NOTES
G 0	Luguentz Dort	FR	6-4/215	Top-100 recruit who is strong and gets in the lane with ease; speaks French
G 1	Remy Martin	SO	6-0/170	Top-100 2017 signee; energizer bunny, 2018 Pac-12 Co-Sixth Man of the Year
G 2	Rob Edwards	JR	6-4/205	Transfer from Cleveland State who was CSU's leader scorer
F 3	Mickey Mitchell	JR	6-7/225	Played lot of minutes as freshman at Ohio State in 2015-16; Orlando resident
G 5	Kyle Feit	FR	6-4/190	Product of IMG Academy
F 10	Vitaliy Shibel	SO	6-9/210	Sophomore who had ACL injury and redshirted 2016-17/from Ukraine
G 11	Elias Valtonen	FR	6-7/195	Finland native with solid shooting stroke
G 14	Kimani Lawrence	SO	6-7/200	Long sophomore can guard 5 positions & play 4 of them/ <u>missed first 13 games last year</u>
G 21	Jack Roggin	FR	6-0/165	Walk-on from Southern California
F 23	Romello White	SO	6-8/220	Atlanta product who had Jerry Stackhouse as his AAU coach
G 24	Jordan Salzman	SO	5-10/175	Walkon from New York
G 25	Grant Fogerty	SO	6-0/175	Local walkon addition from Desert Mountain High School in Scottsdale
G 31	Trevor Thompson	SO	6-2/175	Second-year walkon from Moon Valley High School in Phoenix
F 32	De'Quon Lake	SR	6-10/225	JC transfer originally from Virgin Islands/24 points, 8 boards, 3 blocks in 2017-18 opener
C 34	Uros Plavsic	FR	7-0/240	Serbian big man with good athletic ability/ PLAN IS TO REDSHIRT THIS YEAR
F 35	Taeshon Cherry	FR	6-8/210	San Diego big man who was in everyone's top-75/Solid 3-point range
F 45	Zylan Cheatham	SR	6-8/201	Transfer from San Diego State/smart and energetic and vocal leader
Head Coach: Bobby Hurley/42-20 at Buffalo (2013-15); 1992 Final Four MOP; 58-49 (.542) at ASU/4th year				
Coaching Staff: Rashon Burno, Anthony Coleman, Drazen Zlovacic				
Special Assistant to HC: Ben Wood			Video: Justin McLean	
Operations: Derrick Wrobel			Performance: Daniel Marshall	

PLAYING FOLKS: Bobby Hurley has made the attempt to play some folks. In his first year after looking at a schedule he inherited that included tilts vs. NC State/Marquette in Brooklyn, at Creighton, at UNLV and No. 18 Texas A&M, he put the wheels in motion to make it even better by playing at Kentucky and filled a holiday break hole that could have been a yawner with Stephen F. Austin. In 2016-17, ASU played No. 1 Kentucky in the Bahamas, Purdue in NYC, at San Diego State and vs. No. 9 Creighton. Last year besides Kansas ASU played Xavier and hosted 2017 NCAA Tournament product Vanderbilt. Kansas was the sixth top-10 non-conference opponent Coach Hurley played in his four years, ASU faced one in the previous 17 seasons.

ASU REGULAR SEASON OOC GAMES VS. TOP-10 TEAMS UNDER BOBBY HURLEY

- #18 ASU 80, #1 Kansas 76 (Dec. 22, 2018)
- #6 Nevada 72, ASU 66 at STAPLES Center (Dec. 7, 2018)
- ASU 95 @#2 Kansas 85 (Dec. 10, 2017)
- #9 Creighton 96, ASU 85 (Dec. 20, 2016)
- #1 Kentucky 115, ASU 69 (Nov. 28, 2016 at Bahamas)
- @#5 Kentucky 72, ASU 58 (Dec. 12, 2015)

RUN AND JUMP: Best approach vertical on the team is Zylan Cheatham at 41.5 inches, with Remy Martin not far behind at 40 inches.

WINGSPAN: ASU has six players with wingspan of at least 6-11: redshirting freshman Uros Pavsic (7-2.5), De'Quon Lake (7-2), Zylan Cheatham (7-0.5), Romello White (7-0.25), Vitaliy Shibel (6-11.75) and Kimani Lawrence (6-11.5).

FREE THROWS: ASU has made some crucial free throws late to seal wins...it made 6-of-8 in final five minutes against Kansas, including two by Rob Edwards with six seconds left to make it a two-possession game...made nine of final 11 in second half at Georgia...10-14 in final 4:03 vs. Utah State, including six straight in two-minute stretch after USU buckets...Remy Martin made two with 10 seconds left to make it five-point lead over Mississippi State as ASU made all six in second half...made 8-of-10 in second OT against Cal State Fullerton. ASU is 4-2 in two-possession games this year, after going 12-16 previous three seasons.

REFRESH: ASU's top three scorers are gone, but ASU returned six lettermen, a pair of high-level transfers and notched a top-20 recruiting class. Last year third-year coach Bobby Hurley (two-time NCAA champion, 1992 Final Four MOP and NCAA career assist leader) and the Sun Devils were the final undefeated team (12-0), beat No. 1 seeds Xavier and Kansas and went 5-2 against NCAA Tournament teams. ASU averaged 10,603 fans, topping the 9,514 school record set in 1995-96.

QUICK LU NOTES: Luguentz Dort earned Nov. 26 Pac-12 Player of the Week and Andy Katz's National Player of the Week after averaging 25 points and eight rebounds as ASU won the MGM Resorts Main Event in Las Vegas (Nov. 19-21). Dort is the first ASU freshman to garner the league's weekly award since James Harden in January of 2008.

TOP SCORING GAMES FOR LUGUENTZ DORT

- 33 vs. Utah State @Las Vegas, Nov. 21, 2018
- 28 vs. Cal State Fullerton, Nov. 6, 2018
- 25 vs. McNeese State, Nov. 9, 2018
- 24 vs. #6 Nevada, Dec. 7, 2018

20: ASU won 20 straight regular season OOC games, the sixth-best Pac-12 streak in past 23 seasons, prior to its 72-66 Dec. 7 loss to Nevada.

**REGULAR SEASON PAC-12 OOC WIN STREAKS
(1996-PRESENT)**

39, Arizona, 12/20/11-12/19/14
26, Stanford, 11/11/99-11/24/01
24, Washington, 12/5/04-12/4/06
23, USC, 12/3/15-11/22/17
21, Washington State, 12/5/06-11/29/08
20, Arizona State, 12/17/16-12/7/18

VS. RANKED TEAMS: ASU has defeated six ranked teams in Bobby Hurley's tenure, including five out of conference and three of them away from home. The Nov. 24, 2017, Xavier win was the highest ranked OOC team ASU had topped since it beat No. 7 Maryland in the 1994 Maui Invitational...until it won at #2 Kansas on Dec. 10. ASU followed that up with a Nov. 19 win over No. 15 Mississippi State this year and its second win over No. 1 in school history on Dec. 22.

ASU WINS VS. RANKED TEAMS UNDER BOBBY HURLEY

#18 ASU 80, Kansas 76 (Dec. 22, 2018)
ASU 72, #15 Mississippi State 67 (Nov. 19, 2018/Las Vegas)
#16 ASU 95, at #2 Kansas 85 (Dec. 10, 2017)
ASU 102, #15 Xavier 86 (Nov. 24, 2017/Las Vegas)
ASU 74, #23 USC 67 (Feb. 12, 2016)
ASU 67, #18 Texas A&M 54 (Dec. 5, 2015)

KIMANI: Kimani Lawrence's freshman season gets an asterisk. Last year he started in all three exhibition games and had 15 points and nine boards vs. Northern State and 18 points and five boards vs. Arizona Christian. The night before the season opener he suffered a stress fracture in left foot that kept him out until Pac-12 play. In the opener vs. Cal State Fullerton he posted 16 points (previous best was nine) and minutes (36). He had 22 points including the game-winning three-pointer in the Nov. 19 win over No. 15 Mississippi State.

KIMANI LAWRENCE QUICK NOTES

- √ Double-figures in first seven games
- √ 20 threes this year/3-15 last year
- √ 45-56 (.804) from FT line in career
- √ 6-11 1/2 wingspan

REMY!!!: The Pac-12 Sixth Man of the Year officially returned in 30+ seasons in 2017-18 and freshman Remy Martin shared the award with CU's Devon Collier. The previous Pac-10 Sixth Man of the Year was awarded from 1984-87. Martin – with zero starts -- averaged 9.6 points, had 94 assists and was 71-of-94 (.755) from the free throw line in 23.8 minutes per game. He had 20 double-figure scoring games (15 of final 21) and had a season-best 21 at No. 2 Kansas on Dec. 10. At WSU on Feb. 4, he had all 10 points in the final 6:20 as ASU outscored WSU 19-9 in final seven minutes. He injured his ankle on Oct. 10 and reinjured it on Nov. 21 vs. Utah State, as he missed the Omaha and Texas Southern games. Four of his top six career scoring games have been away from home.

REMY MARTIN TOP SCORING TILTS

22 vs. Utah (1/3/19)
21 at Georgia (12/15/18)
21 at #2 Kansas (12/10/17)
20 vs. Colorado at Las Vegas (3/7/18)
19 vs. Princeton (12/29/18)
16 vs. #15 Mississippi State at Las Vegas (11/19/18)

PRO-NUN-SEE-A-SHUNS

Luguentz Dort (LOU-gentz)
Vitaliy Shibel (Vigh-tal-ee Shy-bull)
Elias Valtonen (E-lee-as Val-tow-nen)
De'Quon Lake (Deh-Quon)
Uros Plavsic (ur-rose Plav-sick)
Taeshon Cherry (Tay-shawn)
Zylan (Zigh-lan)

REMY MARTIN TOP SCORING TILTS

22 vs. Utah (1/3/19)
21 at Georgia (12/15/18)
21 at #2 Kansas (12/10/17)
20 vs. Colorado/Las Vegas (3/7/18)
19 vs. Princeton (12/29/18)
16 vs. #15 Miss. St./Las Vegas (11/19/18)

ROMELLO WHITE TOP SCORING TILTS

25 vs. Northern Arizona (11/17/17)
22 vs. St. John's at STAPLES (12/8/17)
21 at Washington State (2/4/18)
19 vs. Colorado (1/5/19)
19 vs. Texas Southern (12/1/18)
19 at Stanford (1/17/18)
19 vs. Kansas State in LV (11/23/17)

ROMELLO WHITE DOUBLE-DOUBLES (8)

18/11 vs. Princeton (12/29/18)
19/14 vs. Texas Southern (12/1/18)
13/11 vs. California (3/1/18)
10/14 at Washington (2/1/18)
10/11 at Colorado (1/4/18)
16/13 vs. USF (2/2/17)
14/11 vs. UC Irvine (11/9/17)
16/15 vs. San Diego State (11/14/17)

ZYLAN CHEATHAM

ASU DOUBLE-DOUBLES (6)

13/11 vs. #1 Kansas (12/22/18)
10/10 at Georgia (12/15/18)
13/10 vs. #6 Nevada (12/7/18)
14/13/10 vs. Texas Southern (12/1/18)
13/12/9 vs. Omaha (11/28/18)
16/12/6 vs. McNeese State (11/9/18)

2018-19 AP RANKINGS

Dec. 24: 17
Dec. 17: 18
Dec. 10: 20
Dec. 3: 20

COACH AS A PLAYER: Coach Hurley's Duke career has been talked about a lot. His 145 assists (in 20 games) is a NCAA Tournament record. Here is a numbers breakdown:

.583: In the 1992 Final Four, Coach made 7-of-12 three pointers en route to the Most Outstanding Player honors.

.667: In the April 4, 1992 Final Four game vs. Indiana, Coach went 6-of-9 from the three-point stripe.

2: In addition to 1992 Most Outstanding Player honors, Coach also earned 1991 All-Tournament Team honors.

9: In the 1991 title game vs. Kansas on April 1, he posted nine assists.

16: In the 1991 Final Four he posted 16 assists.

119: Coach Hurley went 119-26 (.821) in his four years at Duke.

18-2: Coach Hurley went 18-2 in his NCAA Tournament career.

3-PTERS IN TOURNAMENT CAREER

47, Lee Humphrey, Florida, 2004-07 (15)

43, Shelvin Mack, Butler, 2009-11 (13)

42, Bobby Hurley, Duke, 1990-93 (20)

NCAA TOURNAMENT GAMES

23, Christian Laettner, Duke, 1989-92

22, Greg Koubek, Duke, 1988-91

22, Brian Davis, Duke, 1989-92

21, Wayne Turner, Kentucky, 1996-99

20, Thomas Hill, Duke, 1990-93

20, Bobby Hurley, Duke, 1990-93

20, Grant Hill, Duke, 1991-94

20, Antonio Lang, Duke, 1991-94

DE'QUON LAKE DOUBLE-DOUBLES (2)

11/12 vs. Kansas State (11/23/17)

17/10 vs. Northern Arizona (11/17/17)

REMY PAC-12 POTW (DEC. 17): Remy Martin matched a career-high with 21 points, grabbed a career-best eight rebounds, and added five assists and three steals to spark the Sun Devils back from an 18-point deficit to a 76-74 victory at Georgia on Dec. 15, leading to his Dec. 17 Pac-12 Player of the Week Award. The 6-0 guard from Chatsworth, Calif., totaled 12 points, five boards, two assists and two steals in the second half, including back-to-back baskets inside the final 3:11 which gave ASU its first lead of the game at 71-70.

TALENT UPGRADE: From 2002-16, ASU signed six top-85 players according to 247Sports/Scout.com. At times ASU has had a five-man lineup on the floor this year alone with top-85 recruits in Remy Martin (77) Lugentz Dort (33) and Kimani Lawrence (58) in the backcourt and Taeshon Cherry (29) and Romello White (81) underneath.

TOP-85 247SPORTS/SCOUT.COM ASU SIGNEES (2002-2018)

23. James Harden, 2007

29. Taeshon Cherry, 2018

33. Luguentz Dort, 2018

34. Jahii Carson, 2011

41. Sam Cunliffe, 2016

55. Ike Diogu, 2002

58. Kimani Lawrence, 2017

77. Remy Martin, 2017

79. Keala King, 2010

81. Romello White, 2016

SAME CITY/TIME/RESULT AS LAST YEAR: Thanksgiving week in Las Vegas has been really good to ASU. ASU won the 2017 Continental Tire Invitational at Orleans Arena on Nov. 23-24 with wins over 2018 Elite Eight member Kansas State (92-90) and then dropped 102 on No. 15 Xavier for a 16-point win. Those wins vaulted ASU into the rankings for the first time since James Harden was in uniform (2008-09), gave it a 6-0 start for just the second time in 32 seasons and was its first exempt tournament title since Bill Frieder's gang won the 1994 Maui Invitational. ASU then beat No. 15 Mississippi State on Nov. 19 and Utah State on Nov. 21 to win the 2018 MGM Resorts Main Event at T-Mobile Arena.

WHAT HAS CHANGED: The 2017-18 season saw a lot of upgrades for Sun Devil basketball beyond the NCAA Tournament appearance as attendance records were busted and it won a dozen straight for just the second time in school history. Below is a list of what was truth last year at this time and what ASU can flash the fork about now.

LAST YEAR AT THIS TIME / #FORKSUP NOW

5,807 attendance in BH first year / 10,603 in third year (school record)

11-game win streak in 1980-81 was awesome / 12-0 start last year was better

8-22 in road OOC games prior to CBH / 5-2 under Bobby Hurley

12 wins trail at half previous 5 seasons / 16 under BH in 4 seasons

Averaged 80+ points twice in Pac-12 history / 82.7 last year led Pac-12

#DUNK-KWON: De'Quon Lake is 123-of-169 (.728) from the field with 50 dunks in his 46-game career. He has 87 offensive rebounds and posted five dunks against both Idaho State and San Diego State in December of 2017. He also had seven blocks vs. Pacific. ASU is 11-2 when he scores in double digits and 9-2 when he gets at least seven boards.

JUMP: Best standing verticals on the team: De'Quon Lake and Luguentz Dort both did 34 inches, while Zylan Cheatham is at 33.5 inches.

DORTING: Luguentz Dort's 53 points in first two games (28 vs. CSF and 25 vs. McNeese State) were the third-most by a Pac-12 freshman in his first two career games since 1996-97. Only Washington's Markelle Fulz (65 in 2016-17) and Oregon's Tajuan Porter (55 in 2006-07) had better point production in their first two games than Dort in the past 23 seasons.

FWIW LUGUENTZ DORT PHYSICAL STUFF

HT: 6-4 -- **WT:** 215 -- **WINGSPAN:** 6-8.75 -- **BORN:** April of 1999

STANDING VERTICAL: 34" (tied for best on team with De'Quon Lake)

APPROACH VERTICAL: 39" (third on team behind Zylan at 41.5 and Remy at 40)

MOST POINTS BY A SUN DEVIL FRESHMAN

35, Mario Bennett vs. #5 Arizona, Feb. 20, 1992

34, Jahii Carson vs. Stanford @Pac-12 Tournament (Las Vegas), Mar. 13, 2013

33, Luguentz Dort vs. Utah State @Las Vegas, Nov. 21, 2018

HALF: ASU has 17 wins (seven on the road) when trailing at the half under Bobby Hurley, after going 12-64 (.157) the previous five seasons. It did it seven times in 2017-18 and did it this year at Georgia and against No. 1 Kansas.

17 HALFTIME DEFICIT WINS UNDER COACH HURLEY

(-8) #1 Kansas 39, #18 ASU 31/Dec. 22, 2018/#18 ASU 80, #1 Kansas 76

(-14) @Georgia 47, #20 ASU 33/Dec. 15, 2018/#20 ASU 76, @Georgia 74

(-4) USC 37, ASU 33/Feb. 8, 2018/ASU 80, USC 77

(-1) Oregon State 34, ASU 33/Jan. 13, 2018/ASU 77, OSU 75

(-1) @Utah 36, ASU 35/Jan. 7, 2018/ASU 80, @Utah 77

(-3) @#2 Kansas 40, #16 ASU 37/Dec. 10, 2017/#16 ASU 95, @KU 85

(-2) #15 Xavier 46, ASU 44/Nov. 24, 2017/ASU 102, #15 Xavier 86

(-2) Kansas State 44, ASU 42/Nov. 23, 2017/ASU 92, KSU 90

(-6) SDSU 40, ASU 34/Nov. 14, 2017/ASU 90, SDSU 68

(-1) USC 48, ASU 47/Feb. 26, 2017/ASU 83, USC 82

(-2) @UW 41, ASU 39/Feb. 16, 2017/ASU 83, @UW 81

(-1) Stanford 33, ASU 32/Feb. 11, 2017/ASU 75, Stanford 69

(-7) @SDSU 32, ASU 25/Dec. 10, 2016/ASU 74, @SDSU 63

(-3) #23 USC 30, ASU 27/Feb. 12, 2016/ASU 74, USC 67

(-12) @UNLV 37, ASU 25/Dec. 16, 2015/ASU 66, @UNLV 56

(-8) @Creighton 41, ASU 33/Dec. 2, 2015/ASU 79, @Creighton 77

(-2) UCSB 29, ASU 27/Nov. 29, 2015/ASU 70, UCSB 6

2018-19 SUN DEVIL PAC-12 PLAYERS OF THE WEEK

Dec. 24: Rob Edwards

Dec. 17: Remy Martin

Dec. 3: Zylan Cheatham

Nov. 26: Luguentz Dort

7-0: ASU started 7-0 for the second time in the past 38 seasons -- but for the second year in a row. ASU had not been 7-0 since 1980-81 (Byron Scott and Fat Lever) but has done it in the past two seasons.

BEST STARTS IN ASU HISTORY

12-0/2017-18 (Bobby Hurley)

9-0/1974-75 (Ned Wulk)

7-0/2018-19 (Bobby Hurley)

7-0/1980-81 (Ned Wulk)

THREE-POINT NOTE

Entering 2018-19 ASU had made a three-point-er in 587 straight games. The last time ASU did not make a three-point-er was in an 89-57 win over Washington in Tempe on Feb. 10, 2001.

ASU OOC WINS VS. RANKED TEAMS

PAC-10/12 ERA

√ #18 ASU 80, #1 Kansas 76

Dec. 22, 2018/Bobby Hurley

√ ASU 72, #15 Mississippi State 67

Nov. 19, 2018 at Las Vegas/Bobby Hurley

√ #16 ASU 95, @#2 Kansas 85

Dec. 10, 2017/Bobby Hurley

√ ASU 102, #15 Xavier 86

Nov. 24, 2017 at Las Vegas/Bobby Hurley

√ ASU 67, #18 Texas A&M 54

Dec. 5, 2015/Bobby Hurley

√ ASU 79, #25 Marquette 77

Nov. 25, 2013/Herb Sendek

√ ASU 77, #17 Xavier 55

Dec. 15, 2007/Herb Sendek

√ ASU 97, #7 Maryland 90

Nov. 23, 1994 at Maui/Bill Frieder

√ ASU 79, #13 Michigan 62

Nov. 22, 1994 at Maui/Bill Frieder

√ #14 ASU 71, #7 Ohio State 58

Dec. 20, 1980/Ned Wulk

√ ASU 96, #12 Iowa 88

Dec. 6, 1980/Ned Wulk

12-GAME DUB STREAK: Much was made about the best start in school history last year that not much was said about the win streak as it stood alone.

ASU TOP WINNING STREAKS

18: 1961-62

12: 2017-18

SUN DEVIL LEADERS

(INCLUDES SHARED/THEN CAREER)

SCORING: Dort (5), Martin (4/5), Lawrence (1), Cherry (1), White (2), Edwards (1)

REBOUNDING: Dort (4), White (4/16), Lake (1/8), Mitchell (0/6), Cheatham (7)

ASSISTS: Mitchell (0/5), Martin (7/13), White (0/2), Cheatham (7), Dort (1)

2018-19 @SunDevilHoops
ASU Combined Team Statistics (as of Jan 05, 2019)
All games

Overall record: 10-4 Conf: 1-1 Home: 7-2 Away: 1-1 Neutral: 2-1

#	Player	gp-gs	min	avg	Total		3-Point		F-Throw		Rebounds				pf	dq	a	to	blk	stl	pts	avg
					fg-fga	fg%	3fg-fga	3fg%	ft-fa	ft%	off	def	tot	avg								
00	Dort,Luguentz	14-13	455	32.5	79-204	.387	21-68	.309	66-100	.660	22	49	71	5.1	39	1	35	44	2	22	245	17.5
01	Martin,Remy	12-9	377	31.4	50-131	.382	8-41	.195	36-47	.766	7	34	41	3.4	11	0	48	23	1	15	144	12.0
45	Cheatham,Zylan	14-14	452	32.3	55-104	.529	6-15	.400	49-80	.613	33	100	133	9.5	40	1	54	40	14	11	165	11.8
14	Lawrence,Kimani	14-14	399	28.5	51-129	.395	20-56	.357	34-43	.791	15	40	55	3.9	35	1	25	23	4	9	156	11.1
23	White,Romello	14-14	342	24.4	50-78	.641	0-0	.000	36-56	.643	36	49	85	6.1	40	1	7	18	9	5	136	9.7
02	Edwards,Rob	8-2	205	25.6	23-75	.307	15-36	.417	16-18	.889	2	20	22	2.8	17	0	11	4	2	9	77	9.6
35	Cherry,Taeshon	14-3	295	21.1	36-87	.414	20-58	.345	8-11	.727	6	37	43	3.1	36	1	8	6	4	13	100	7.1
32	Lake,De'Quon	14-1	206	14.7	32-41	.780	0-0	.000	13-21	.619	28	41	69	4.9	42	2	3	17	14	3	77	5.5
03	Mitchell,Mickey	6-0	53	8.8	5-7	.714	1-1	1.000	1-8	.125	6	10	16	2.7	7	0	6	6	0	1	12	2.0
05	Feit,Kyle	4-0	5	1.3	2-3	.667	1-2	.500	0-0	.000	0	2	2	0.5	1	0	0	1	0	0	5	1.3
10	Shibel,Vitaliy	6-0	30	5.0	2-6	.333	2-5	.400	0-0	.000	2	3	5	0.8	7	0	0	1	0	0	6	1.0
11	Valtonen,Elias	9-0	25	2.8	0-1	.000	0-1	.000	2-2	1.000	1	0	1	0.1	1	0	1	1	2	0	2	0.2
21	Roggin,Jack	1-0	1	1.0	0-0	.000	0-0	.000	0-0	.000	0	0	0	0.0	0	0	0	0	0	0	0	0.0
31	Thompson,Trevor	1-0	1	1.0	0-0	.000	0-0	.000	0-0	.000	0	0	0	0.0	0	0	0	0	0	0	0	0.0
24	Salzman,Jordan	2-0	2	1.0	0-2	.000	0-0	.000	0-0	.000	0	0	0	0.0	0	0	0	0	0	0	0	0.0
25	Fogerty,Grant	2-0	2	1.0	0-0	.000	0-0	.000	0-0	.000	0	0	0	0.0	0	0	0	0	0	0	0	0.0
Team											33	28	61		1		4					
Total.....		14	2850		385-868	.444	94-283	.332	261-386	.676	191	413	604	43.1	277	7	198	188	52	88	1125	80.4
Opponents.....		14	2850		332-830	.400	120-372	.323	238-321	.741	126	357	483	34.5	313	11	180	201	49	83	1022	73.0

TEAM STATISTICS	ASU	OPP	Date	Opponent	Score	Att.
SCORING	1125	1022	11/6/18	CSU FULLERTON	Wo2 102-94	9145
Points per game	80.4	73.0	11/9/18	MCNEESE STATE	w 80-52	8515
Scoring margin	+7.4	-	11/12/18	LONG BEACH STATE	w 90-58	8818
FIELD GOALS-ATT	385-868	332-830	11/19/18	vs Mississippi State	w 72-67	2507
Field goal pct	.444	.400	11/21/18	vs Utah State	w 87-82	3157
3 POINT FG-ATT	94-283	120-372	11/28/18	NEBRASKA OMAHA	w 89-71	6951
3-point FG pct	.332	.323	12/01/18	TEXAS SOUTHERN	w 83-71	10085
3-pt FG made per game	6.7	8.6	12/07/18	vs Nevada	L 66-72	7235
FREE THROWS-ATT	261-386	238-321	12/15/18	at Georgia	w 76-74	9028
Free throw pct	.676	.741	12/17/18	at Vanderbilt	L 65-81	9271
F-Throws made per game	18.6	17.0	12/22/18	KANSAS	w 80-76	14592
REBOUNDS	604	483	12/29/18	PRINCETON	L 66-67	10030
Rebounds per game	43.1	34.5	* 01/03/19	UTAH	L 86-96	9128
Rebounding margin	+8.6	-	* 01/05/19	COLORADO	w 83-61	10003
ASSISTS	198	180	* - Conference game			
Assists per game	14.1	12.9				
TURNOVERS	188	201				
Turnovers per game	13.4	14.4				
Turnover margin	+0.9	-				
Assist/turnover ratio	1.1	0.9				
STEALS	88	83				
Steals per game	6.3	5.9				
BLOCKS	52	49				
Blocks per game	3.7	3.5				
ATTENDANCE	87267	31198				
Home games-Avg/Game	9-9696	2-9150				
Neutral site-Avg/Game	-	3-4300				

Score by Periods	1st	2nd	OT	OT2	Totals
ASU	516	590	6	13	1125
Opponents	447	564	6	5	1022

2018-19 @SunDevilHoops
ASU Combined Team Statistics (as of Jan 05, 2019)
Conference games

RECORD:	OVERALL	HOME	AWAY	NEUTRAL
ALL GAMES	1-1	1-1	0-0	0-0
CONFERENCE	1-1	1-1	0-0	0-0
NON-CONFERENCE	0-0	0-0	0-0	0-0

#	Player	gp-gs	min	avg	Total		3-Point		F-Throw		Rebounds								a	to	blk	stl	pts	avg
					fg-fga	fg%	3fg-fga	3fg%	ft-fa	ft%	off	def	tot	avg	pf	dq								
45	Cheatham,Zylan	2-2	65	32.5	9-16	.563	4-5	.800	7-11	.636	5	7	12	6.0	5	0	8	5	3	0	29	14.5		
00	Dort,Luguentz	2-1	54	27.0	11-25	.440	1-10	.100	5-8	.625	3	3	6	3.0	5	1	6	7	0	2	28	14.0		
23	White,Romello	2-2	49	24.5	11-14	.786	0-0	.000	4-6	.667	5	10	15	7.5	4	0	1	4	0	1	26	13.0		
02	Edwards,Rob	2-1	59	29.5	7-19	.368	6-12	.500	3-4	.750	1	5	6	3.0	3	0	4	2	1	4	23	11.5		
01	Martin,Remy	2-1	60	30.0	10-16	.625	2-4	.500	0-0	.000	0	6	6	3.0	1	0	14	3	0	2	22	11.0		
32	Lake,De'Quon	2-1	32	16.0	7-8	.875	0-0	.000	3-6	.500	5	8	13	6.5	4	0	0	0	2	0	17	8.5		
14	Lawrence,Kimani	2-2	39	19.5	3-10	.300	2-6	.333	5-8	.625	0	6	6	3.0	7	0	3	2	0	1	13	6.5		
35	Cherry,Taeshon	2-0	39	19.5	4-13	.308	3-12	.250	0-1	.000	0	4	4	2.0	8	1	2	1	0	4	11	5.5		
10	Shibel,Vitaliy	1-0	1	1.0	0-0	.000	0-0	.000	0-0	.000	0	0	0	0.0	0	0	0	0	0	0	0	0.0		
11	Valtonen,Elias	2-0	2	1.0	0-0	.000	0-0	.000	0-0	.000	0	0	0	0.0	0	0	1	0	0	0	0	0.0		
	Team										4	4	8				1							
	Total.....	2	400		62-121	.512	18-49	.367	27-44	.614	23	53	76	38.0	37	2	39	25	6	14	169	84.5		
	Opponents.....	2	400		48-115	.417	21-56	.375	40-49	.816	19	47	66	33.0	42	0	29	29	7	17	157	78.5		

TEAM STATISTICS	ASU	OPP	Date	Opponent	Score	Att.
SCORING	169	157	*	01/03/19	UTAH	L 86-96 9128
Points per game	84.5	78.5	*	01/05/19	COLORADO	W 83-61 10003
Scoring margin	+6.0	-				
FIELD GOALS-ATT	62-121	48-115	* - Conference game			
Field goal pct	.512	.417				
3 POINT FG-ATT	18-49	21-56				
3-point FG pct	.367	.375				
3-pt FG made per game	9.0	10.5				
FREE THROWS-ATT	27-44	40-49				
Free throw pct	.614	.816				
F-Throws made per game	13.5	20.0				
REBOUNDS	76	66				
Rebounds per game	38.0	33.0				
Rebounding margin	+5.0	-				
ASSISTS	39	29				
Assists per game	19.5	14.5				
TURNOVERS	25	29				
Turnovers per game	12.5	14.5				
Turnover margin	+2.0	-				
Assist/turnover ratio	1.6	1.0				
STEALS	14	17				
Steals per game	7.0	8.5				
BLOCKS	6	7				
Blocks per game	3.0	3.5				
ATTENDANCE	19131	0				
Home games-Avg/Game	2-9566	0-0				
Neutral site-Avg/Game	-	0-0				

Score by Periods	1st	2nd	Totals
ASU	87	82	169
Opponents	65	92	157

2018-19 @SunDevilHoops
ASU Team Game-by-Game Comparison (as of Jan 05, 2019)
All games

Opponent	1st	2nd	Score	Mar	Total FG	FG Pct	3-Pointers	3FG Pct	Free Throws	FT Pct	Rebounds	Assist	T/Over	Block	Steal	Fouls
CSU FULLERTON	34/31	49/52	102-94	+8	33-78/34-74	.423/.459	10-26/7-24	.385/.292	26-44/19-26	.591/.731	58/42 +16	11/7	17/17	2/3	3/7	26/36
MCNEESE STATE	33/23	47/29	80-52	+28	27-58/15-47	.466/.319	5-19/5-20	.263/.250	21-27/17-29	.778/.586	43/30 +13	15/10	11/17	6/1	9/1	23/22
LONG BEACH STATE	38/16	52/42	90-58	+32	29-65/17-62	.446/.274	5-16/9-31	.313/.290	27-36/15-24	.750/.625	63/30 +33	17/14	18/16	7/4	7/11	23/27
Mississippi State	39/24	33/43	72-67	+5	26-58/25-69	.448/.362	7-17/8-30	.412/.267	13-18/9-10	.722/.900	40/34 +6	15/16	12/10	2/5	5/6	13/17
Utah State	37/35	50/47	87-82	+5	26-52/25-56	.500/.446	7-14/7-23	.500/.304	28-42/25-33	.667/.758	29/34 (5)	13/15	16/20	3/1	8/6	27/28
NEBRASKA OMAHA	50/40	39/31	89-71	+18	33-64/28-61	.516/.459	8-21/13-26	.381/.500	15-22/2-5	.682/.400	41/27 +14	19/14	13/18	5/2	9/5	13/19
TEXAS SOUTHERN	40/32	43/39	83-71	+12	31-56/24-67	.554/.358	8-25/10-35	.320/.286	13-25/13-22	.520/.591	48/34 +14	18/14	19/7	5/1	4/10	19/22
Nevada	36/24	30/48	66-72	(6)	25-62/25-55	.403/.455	5-20/3-18	.250/.167	11-17/19-24	.647/.792	40/31 +9	13/11	17/11	2/7	4/3	25/15
Georgia	33/47	43/27	76-74	+2	26-64/20-47	.406/.426	4-16/8-22	.250/.364	20-27/26-32	.741/.813	38/34 +4	8/11	12/19	0/7	8/6	23/21
Vanderbilt	28/34	37/47	65-81	(16)	21-65/24-55	.323/.436	7-24/12-28	.292/.429	16-20/21-29	.800/.724	42/39 +3	9/13	10/10	1/4	4/3	19/18
KANSAS	31/39	49/37	80-76	+4	26-63/27-65	.413/.415	8-21/7-28	.381/.250	20-32/15-16	.625/.938	41/40 +1	13/13	11/16	5/5	9/6	12/22
PRINCETON	30/37	36/30	66-67	(1)	20-62/20-57	.323/.351	2-15/10-31	.133/.323	24-32/17-22	.750/.773	45/42 +3	8/13	7/11	8/2	4/2	17/24
UTAH	43/39	43/57	86-96	(10)	30-65/29-57	.462/.509	11-28/16-30	.393/.533	15-25/22-27	.600/.815	34/38 (4)	15/19	9/14	5/3	6/7	18/21
COLORADO	44/26	39/35	83-61	+22	32-56/19-58	.571/.328	7-21/5-26	.333/.192	12-19/18-22	.632/.818	42/28 +14	24/10	16/15	1/4	8/10	19/21

Note: Game totals are displayed in the format TEAM/OPPONENT for each category

2018-19 @SunDevilHoops
ASU Points-Rebounds-Assists (as of Jan 05, 2019)
All games

				00	01	02	03	10	11	14
Opponent	Date	Score		DORT,LUGUE	MARTIN,REM	EDWARDS,RO	MITCHELL,M	SHIBEL,VIT	VALTONEN,E	LAWRENCE,K
CSU FULLERTON	11/6/18	102-94	w	28-9-1	8-5-3	14-6-2	2-1-0	DNP	0-0-0	16-6-2
MCNEESE STATE	11/9/18	80-52	w	25-2-1	6-3-5	DNP	1-3-1	0-2-0	0-0-0	16-6-1
LONG BEACH STATE	11/12/18	90-58	w	12-12-4	15-2-5	DNP	5-6-3	0-2-0	2-1-0	13-3-2
vs Mississippi State	11/19/18	72-67	w	17-9-2	16-2-7	DNP	0-0-0	DNP	DNP	22-5-1
vs Utah State	11/21/18	87-82	w	33-7-4	13-2-0	DNP	2-2-0	DNP	DNP	10-2-2
NEBRASKA OMAHA	11/28/18	89-71	w	19-5-4	DNP	DNP	DNP	3-0-0	0-0-0	18-4-5
TEXAS SOUTHERN	12/01/18	83-71	w	18-2-2	DNP	DNP	DNP	3-1-0	0-0-0	13-8-5
vs Nevada	12/07/18	66-72	L	24-4-0	5-4-4	0-2-0	2-4-2	DNP	DNP	8-1-1
at Georgia	12/15/18	76-74	w	12-4-1	21-8-5	0-2-0	DNP	0-0-0	0-0-0	8-0-0
at Vanderbilt	12/17/18	65-81	L	10-1-3	9-3-1	14-0-3	DNP	DNP	DNP	7-8-1
KANSAS	12/22/18	80-76	w	13-4-5	10-4-4	15-4-1	DNP	DNP	DNP	7-3-1
PRINCETON	12/29/18	66-67	L	6-6-2	19-2-0	11-2-1	DNP	DNP	0-0-0	5-3-1
UTAH	01/03/19	86-96	L	14-2-4	22-3-6	14-3-1	DNP	0-0-0	0-0-0	2-3-1
COLORADO	01/05/19	83-61	w	14-4-2	0-3-8	9-3-3	DNP	DNP	0-0-1	11-3-2

				23	25	31	32	35	45
Opponent	Date	Score		WHITE,ROME	FOGERTY,GR	THOMPSON,T	LAKE,DE'QU	CHERRY,TAE	CHEATHAM,Z
CSU FULLERTON	11/6/18	102-94	w	10-6-0	DNP	DNP	9-9-0	3-5-0	12-9-3
MCNEESE STATE	11/9/18	80-52	w	1-2-0	0-0-0	0-0-0	7-5-0	6-3-1	16-12-6
LONG BEACH STATE	11/12/18	90-58	w	12-9-1	0-0-0	DNP	10-7-0	6-5-1	12-9-1
vs Mississippi State	11/19/18	72-67	w	1-5-1	DNP	DNP	4-5-2	0-2-1	12-9-1
vs Utah State	11/21/18	87-82	w	3-5-0	DNP	DNP	3-3-1	15-2-0	8-3-6
NEBRASKA OMAHA	11/28/18	89-71	w	8-3-0	DNP	DNP	9-11-0	19-4-1	13-12-9
TEXAS SOUTHERN	12/01/18	83-71	w	19-14-1	DNP	DNP	2-0-0	14-4-0	14-13-10
vs Nevada	12/07/18	66-72	L	2-3-1	DNP	DNP	6-2-0	6-4-1	13-10-4
at Georgia	12/15/18	76-74	w	16-2-1	DNP	DNP	4-3-0	5-3-0	10-10-1
at Vanderbilt	12/17/18	65-81	L	9-5-0	DNP	DNP	0-3-0	7-4-1	9-14-0
KANSAS	12/22/18	80-76	w	11-5-1	DNP	DNP	3-3-0	8-2-0	13-11-1
PRINCETON	12/29/18	66-67	L	18-11-0	DNP	DNP	3-5-0	0-1-0	4-9-4
UTAH	01/03/19	86-96	L	7-7-0	DNP	DNP	5-6-0	5-2-0	17-5-3
COLORADO	01/05/19	83-61	w	19-8-1	DNP	DNP	12-7-0	6-2-2	12-7-5

2018-19 @SunDevilHoops
ASU Game-by-Game Highs (as of Jan 05, 2019)
All games

Opponent	Date	Score	Points	Rebounds	Assists	Steals	Blocked shots
CSU FULLERTON	11/6/18	102-94	28-Dort,Luguentz	9-Lake,De'Quon Dort,Luguentz Cheatham,Zylan	3-Cheatham,Zylan Martin,Remy	3-Dort,Luguentz	2-Lake,De'Quon
MCNEESE STATE	11/9/18	80-52	25-Dort,Luguentz	12-Cheatham,Zylan	6-Cheatham,Zylan	3-Dort,Luguentz	3-Lake,De'Quon
LONG BEACH STATE	11/12/18	90-58	15-Martin,Remy	12-Dort,Luguentz	5-Martin,Remy	2-Cheatham,Zylan Martin,Remy	2-Cheatham,Zylan
vs Mississippi State	11/19/18	72-67	22-Lawrence,Kimani	9-Cheatham,Zylan Dort,Luguentz	7-Martin,Remy	2-Dort,Luguentz	1-White,Romello Cheatham,Zylan
vs Utah State	11/21/18	87-82	33-Dort,Luguentz	7-Dort,Luguentz	6-Cheatham,Zylan	2-Martin,Remy Dort,Luguentz	1-Lake,De'Quon Cheatham,Zylan Cherry,Taeshon
NEBRASKA OMAHA	11/28/18	89-71	19-Cherry,Taeshon Dort,Luguentz	12-Cheatham,Zylan	9-Cheatham,Zylan	3-Dort,Luguentz	2-Lawrence,Kimani
TEXAS SOUTHERN	12/01/18	83-71	19-White,Romello	14-White,Romello	10-Cheatham,Zylan	2-Cheatham,Zylan	1-Lake,De'Quon Cherry,Taeshon White,Romello Lawrence,Kimani Cheatham,Zylan
vs Nevada	12/07/18	66-72	24-Dort,Luguentz	10-Cheatham,Zylan	4-Martin,Remy Cheatham,Zylan	1-Martin,Remy Edwards,Rob Dort,Luguentz Cheatham,Zylan	2-Lake,De'Quon
at Georgia	12/15/18	76-74	21-Martin,Remy	10-Cheatham,Zylan	5-Martin,Remy	3-Martin,Remy	None
at Vanderbilt	12/17/18	65-81	14-Edwards,Rob	14-Cheatham,Zylan	3-Edwards,Rob Dort,Luguentz	1-Edwards,Rob Lake,De'Quon Dort,Luguentz Lawrence,Kimani	1-Cheatham,Zylan
KANSAS	12/22/18	80-76	15-Edwards,Rob	11-Cheatham,Zylan	5-Dort,Luguentz	4-Cherry,Taeshon	2-White,Romello
PRINCETON	12/29/18	66-67	19-Martin,Remy	11-White,Romello	4-Cheatham,Zylan	1-Edwards,Rob Martin,Remy Lake,De'Quon Cheatham,Zylan	3-Cheatham,Zylan White,Romello
UTAH	01/03/19	86-96	22-Martin,Remy	7-White,Romello	6-Martin,Remy	2-Cherry,Taeshon Dort,Luguentz Edwards,Rob	2-Lake,De'Quon Cheatham,Zylan
COLORADO	01/05/19	83-61	19-White,Romello	8-White,Romello	8-Martin,Remy	2-Edwards,Rob Cherry,Taeshon Martin,Remy	1-Cheatham,Zylan

Individual Career History

Cheatham,Zylan

Season	gp-gs	min/avg	Total		3-Point		F-Throws		Rebounds											Scoring	
			fg-fga	pct	fg-fga	pct	ft-fta	pct	off	def	tot	avg	pf	fo	ast	to	blk	stl	pts	avg	
2015-16*	38-26	791/20.8	93-176	.528	3-17	.176	111-155	.716	62	143	205	5.4	87	2	36	72	26	22	300	7.9	
2016-17*	31-22	726/23.4	95-183	.519	2-12	.167	90-119	.756	69	125	194	6.3	83	2	43	60	18	33	282	9.1	
2018-19	14-14	452/32.3	55-104	.529	6-15	.400	49-80	.613	33	100	133	9.5	40	1	54	40	14	11	165	11.8	
TOTAL	14-14	452/32.3	55-104	.529	6-15	.400	49-80	.613	33	100	133	9.5	40	1	54	40	14	11	165	11.8	
All*	83-62	1969/23.7	243-463	.525	11-44	.250	250-354	.706	164	368	532	6.4	210	5	133	172	58	66	747	9.0	

* Statistics from prior team/school

Edwards,Rob

Season	gp-gs	min/avg	Total		3-Point		F-Throws		Rebounds											Scoring	
			fg-fga	pct	fg-fga	pct	ft-fta	pct	off	def	tot	avg	pf	fo	ast	to	blk	stl	pts	avg	
2015-16*	32-29	994/31.1	130-331	.393	49-124	.395	89-119	.748	21	104	125	3.9	71	0	46	109	1	37	398	12.4	
2016-17*	31-30	964/31.1	167-404	.413	63-178	.354	114-149	.765	29	110	139	4.5	68	0	53	95	5	41	511	16.5	
2018-19	8-2	205/25.6	23-75	.307	15-36	.417	16-18	.889	2	20	22	2.8	17	0	11	4	2	9	77	9.6	
TOTAL	8-2	205/25.6	23-75	.307	15-36	.417	16-18	.889	2	20	22	2.8	17	0	11	4	2	9	77	9.6	
All*	71-61	2163/30.5	320-810	.395	127-338	.376	219-286	.766	52	234	286	4.0	156	0	110	208	8	87	986	13.9	

* Statistics from prior team/school

Fogerty,Grant

Season	gp-gs	min/avg	Total		3-Point		F-Throws		Rebounds											Scoring	
			fg-fga	pct	fg-fga	pct	ft-fta	pct	off	def	tot	avg	pf	fo	ast	to	blk	stl	pts	avg	
2016-17	2-0	2/1.0	0-0	.000	0-0	.000	0-0	.000	0	0	0	0.0	0	0	0	0	0	0	0	0.0	
2017-18	12-0	12/1.0	0-2	.000	0-1	.000	0-0	.000	0	0	0	0.0	3	0	1	0	0	0	0	0.0	
2018-19	2-0	2/1.0	0-0	.000	0-0	.000	0-0	.000	0	0	0	0.0	0	0	0	0	0	0	0	0.0	
TOTAL	16-0	16/1.0	0-2	.000	0-1	.000	0-0	.000	0	0	0	0.0	3	0	1	0	0	0	0	0.0	

Lake,De'Quon

			Total		3-Point		F-Throws		Rebounds											Scoring	
Season	gp-gs	min/avg	fg-fga	pct	fg-fga	pct	ft-fta	pct	off	def	tot	avg	pf	fo	ast	to	blk	stl	pts	avg	
2017-18	32-1	546/17.1	91-128	.711	0-0	.000	47-71	.662	59	108	167	5.2	91	5	4	14	43	9	229	7.2	
2018-19	14-1	206/14.7	32-41	.780	0-0	.000	13-21	.619	28	41	69	4.9	42	2	3	17	14	3	77	5.5	
TOTAL	46-2	752/16.3	123-169	.728	0-0	.000	60-92	.652	87	149	236	5.1	133	7	7	31	57	12	306	6.7	

Lawrence,Kimani

			Total		3-Point		F-Throws		Rebounds											Scoring	
Season	gp-gs	min/avg	fg-fga	pct	fg-fga	pct	ft-fta	pct	off	def	tot	avg	pf	fo	ast	to	blk	stl	pts	avg	
2017-18	19-0	186/9.8	22-48	.458	3-15	.200	11-13	.846	10	23	33	1.7	31	0	3	9	8	7	58	3.1	
2018-19	14-14	399/28.5	51-129	.395	20-56	.357	34-43	.791	15	40	55	3.9	35	1	25	23	4	9	156	11.1	
TOTAL	33-14	585/17.7	73-177	.412	23-71	.324	45-56	.804	25	63	88	2.7	66	1	28	32	12	16	214	6.5	

Martin,Remy

			Total		3-Point		F-Throws		Rebounds											Scoring	
Season	gp-gs	min/avg	fg-fga	pct	fg-fga	pct	ft-fta	pct	off	def	tot	avg	pf	fo	ast	to	blk	stl	pts	avg	
2017-18	32-0	762/23.8	107-236	.453	23-62	.371	71-94	.755	22	73	95	3.0	48	0	94	43	2	36	308	9.6	
2018-19	12-9	377/31.4	50-131	.382	8-41	.195	36-47	.766	7	34	41	3.4	11	0	48	23	1	15	144	12.0	
TOTAL	44-9	1139/25.9	157-367	.428	31-103	.301	107-141	.759	29	107	136	3.1	59	0	142	66	3	51	452	10.3	

Mitchell,Mickey

			Total		3-Point		F-Throws		Rebounds											Scoring	
Season	gp-gs	min/avg	fg-fga	pct	fg-fga	pct	ft-fta	pct	off	def	tot	avg	pf	fo	ast	to	blk	stl	pts	avg	
2015-16*	23-7	295/12.8	17-48	.354	1-4	.250	12-23	.522	20	44	64	2.8	41	0	15	24	6	7	47	2.0	
2017-18	24-11	541/22.5	50-99	.505	7-20	.350	33-49	.673	35	90	125	5.2	72	2	39	33	13	21	140	5.8	
2018-19	6-0	53/8.8	5-7	.714	1-1	1.000	1-8	.125	6	10	16	2.7	7	0	6	6	0	1	12	2.0	
TOTAL	30-11	594/19.8	55-106	.519	8-21	.381	34-57	.596	41	100	141	4.7	79	2	45	39	13	22	152	5.1	
All*	53-18	889/16.8	72-154	.468	9-25	.360	46-80	.575	61	144	205	3.9	120	2	60	63	19	29	199	3.8	

* Statistics from prior team/school

Individual Career History

Shibel,Vitaliy

Season	gp-gs	min/avg	Total		3-Point		F-Throws		Rebounds										Scoring	
			fg-fga	pct	fg-fga	pct	ft-fta	pct	off	def	tot	avg	pf	fo	ast	to	blk	stl	pts	avg
2017-18	32-20	332/10.4	19-55	.345	11-44	.250	10-12	.833	11	48	59	1.8	73	3	17	13	9	4	59	1.8
2018-19	6-0	30/5.0	2-6	.333	2-5	.400	0-0	.000	2	3	5	0.8	7	0	0	1	0	0	6	1.0
TOTAL	38-20	362/9.5	21-61	.344	13-49	.265	10-12	.833	13	51	64	1.7	80	3	17	14	9	4	65	1.7

Thompson,Trevor

Season	gp-gs	min/avg	Total		3-Point		F-Throws		Rebounds										Scoring	
			fg-fga	pct	fg-fga	pct	ft-fta	pct	off	def	tot	avg	pf	fo	ast	to	blk	stl	pts	avg
2018-19	1-0	1/1.0	0-0	.000	0-0	.000	0-0	.000	0	0	0	0.0	0	0	0	0	0	0	0	0.0
TOTAL	1-0	1/1.0	0-0	.000	0-0	.000	0-0	.000	0	0	0	0.0	0	0	0	0	0	0	0	0.0

White,Romello

Season	gp-gs	min/avg	Total		3-Point		F-Throws		Rebounds										Scoring	
			fg-fga	pct	fg-fga	pct	ft-fta	pct	off	def	tot	avg	pf	fo	ast	to	blk	stl	pts	avg
2017-18	31-31	752/24.3	120-184	.652	0-0	.000	85-154	.552	79	141	220	7.1	100	6	13	44	23	8	325	10.5
2018-19	14-14	342/24.4	50-78	.641	0-0	.000	36-56	.643	36	49	85	6.1	40	1	7	18	9	5	136	9.7
TOTAL	45-45	1094/24.3	170-262	.649	0-0	.000	121-210	.576	115	190	305	6.8	140	7	20	62	32	13	461	10.2

Official Basketball Box Score -- Game Totals -- Final Statistics
COLORADO vs Arizona State
01/05/19 4 p.m. MT at Wells Fargo Arena/Ned Wulk Court-Tempe

COLORADO 61 • 9-5, 0-2

##	Player	*	Total	3-Ptr	FT-FTA	Rebounds			PF	TP	A	TO	Blk	Stl	Min
			FG-FGA	FG-FGA		Off	Def	Tot							
01	Bey, Tyler	*	3-8	0-1	1-2	4	2	6	4	7	1	2	0	2	19
05	Schwartz, D'Shawn	*	2-6	1-3	5-5	2	2	4	3	10	2	1	0	0	21
23	Siewert, Lucas	*	1-9	1-5	0-0	4	1	5	3	3	0	0	1	1	31
24	Parquet, Eli	*	1-5	0-4	0-0	1	1	2	1	2	1	4	1	2	21
25	Wright, McKinley	*	3-9	1-4	5-7	0	2	2	1	12	3	2	2	3	31
00	Gatling, Shane		3-7	2-5	0-0	0	0	0	2	8	1	1	0	0	19
02	Kountz, Daylen		3-9	0-3	4-4	0	0	0	2	10	1	3	0	1	25
10	Strating, Alexander		1-1	0-0	0-0	0	2	2	1	2	0	0	0	0	9
21	Batthey, Evan		2-4	0-1	3-4	0	4	4	4	7	1	0	0	1	24
Team						1	2	3				2			
Totals			19-58	5-26	18-22	12	16	28	21	61	10	15	4	10	200

FG % 1st Half: 8-27 29.6% 2nd half: 11-31 35.5% Game: 19-58 32.8%
 3FG % 1st Half: 2-13 15.4% 2nd half: 3-13 23.1% Game: 5-26 19.2%
 FT % 1st Half: 8-10 80.0% 2nd half: 10-12 83.3% Game: 18-22 81.8%

Deadball
Rebounds
2

Arizona State 83 • 10-4,1-1

##	Player	*	Total	3-Ptr	FT-FTA	Rebounds			PF	TP	A	TO	Blk	Stl	Min
			FG-FGA	FG-FGA		Off	Def	Tot							
02	Edwards, Rob	*	3-9	3-7	0-0	1	2	3	2	9	3	2	0	2	33
14	Lawrence, Kimani	*	3-6	2-5	3-4	0	3	3	4	11	2	1	0	1	23
23	White, Romello	*	9-11	0-0	1-2	3	5	8	3	19	1	2	0	1	26
32	Lake, De'Quon	*	5-6	0-0	2-4	2	5	7	4	12	0	0	0	0	21
45	Cheatham, Zylan	*	4-7	0-0	4-5	4	3	7	2	12	5	3	1	0	29
00	Dort, Luguentz		6-11	0-4	2-3	1	3	4	0	14	2	5	0	0	26
01	Martin, Remy		0-2	0-1	0-0	0	3	3	1	0	8	2	0	2	24
11	Valtonen, Elias		0-0	0-0	0-0	0	0	0	0	0	1	0	0	0	1
35	Cherry, Taeshon		2-4	2-4	0-1	0	2	2	3	6	2	0	0	2	17
Team						2	3	5				1			
Totals			32-56	7-21	12-19	13	29	42	19	83	24	16	1	8	200

FG % 1st Half: 17-30 56.7% 2nd half: 15-26 57.7% Game: 32-56 57.1%
 3FG % 1st Half: 6-14 42.9% 2nd half: 1-7 14.3% Game: 7-21 33.3%
 FT % 1st Half: 4-7 57.1% 2nd half: 8-12 66.7% Game: 12-19 63.2%

Deadball
Rebounds
2

Officials: Michael Irving, Mike Reed, Scott Brown
 Technical fouls: COLORADO-None. Arizona State-None.

Attendance: 10003

ASU's next game is Wed., Jan. 9, at California (6 p.m. PT/Pac-12 Network).

Score by periods	1st	2nd	Total
COLORADO	26	35	61
Arizona State	44	39	83

Official Basketball Box Score -- Game Totals -- Final Statistics
UTAH vs Arizona State
01/03/19 6 p.m. MT at Ned Wulk Court/Wells Fargo Arena-Tempe

UTAH 96 • 7-6, 1-0

##	Player	*	Total	3-Ptr	FT-FTA	Rebounds			PF	TP	A	TO	Blk	Stl	Min
			FG-FGA	FG-FGA		Off	Def	Tot							
02	Barefield, Sedrick	*	8-15	5-11	3-4	0	4	4	4	24	6	5	0	1	36
05	Van Dyke, Parker	*	4-7	4-7	1-2	0	3	3	2	13	0	1	0	2	21
20	Allen, Timmy	*	5-10	0-0	7-8	2	1	3	3	17	4	1	0	2	36
21	Battin, Riley	*	0-1	0-0	0-0	0	2	2	1	0	0	1	0	0	12
34	Johnson, Jayce	*	2-5	0-0	0-0	1	5	6	3	4	1	1	2	0	13
01	Jones, Charles		2-4	1-2	3-4	0	5	5	1	8	1	1	0	1	14
03	Tillman, Donnie		6-11	6-8	4-5	3	3	6	1	22	5	1	0	0	30
11	Gach, Both		1-3	0-2	2-2	0	2	2	2	4	2	0	0	1	13
13	Topalovic, Novak		1-1	0-0	2-2	0	4	4	4	4	0	1	1	0	25
Team						1	2	3				2			
Totals			29-57	16-30	22-27	7	31	38	21	96	19	14	3	7	200

FG % 1st Half: 13-29 44.8% 2nd half: 16-28 57.1% Game: 29-57 50.9%
 3FG % 1st Half: 6-14 42.9% 2nd half: 10-16 62.5% Game: 16-30 53.3%
 FT % 1st Half: 7-8 87.5% 2nd half: 15-19 78.9% Game: 22-27 81.5%

Deadball
Rebounds
2

Arizona State 86 • 9-4, 0-1

##	Player	*	Total	3-Ptr	FT-FTA	Rebounds			PF	TP	A	TO	Blk	Stl	Min
			FG-FGA	FG-FGA		Off	Def	Tot							
00	Dort, Luguentz	*	5-14	1-6	3-5	2	0	2	5	14	4	2	0	2	28
01	Martin, Remy	*	10-14	2-3	0-0	0	3	3	0	22	6	1	0	0	36
14	Lawrence, Kimani	*	0-4	0-1	2-4	0	3	3	3	2	1	1	0	0	16
23	White, Romello	*	2-3	0-0	3-4	2	5	7	1	7	0	2	0	0	23
45	Cheatham, Zylan	*	5-9	4-5	3-6	1	4	5	3	17	3	2	2	0	36
02	Edwards, Rob		4-10	3-5	3-4	0	3	3	1	14	1	0	1	2	26
10	Shibel, Vitaliy		0-0	0-0	0-0	0	0	0	0	0	0	0	0	0	1
11	Valtonen, Elias		0-0	0-0	0-0	0	0	0	0	0	0	0	0	0	1
32	Lake, De'Quon		2-2	0-0	1-2	3	3	6	0	5	0	0	2	0	11
35	Cherry, Taeshon		2-9	1-8	0-0	0	2	2	5	5	0	1	0	2	22
Team						2	1	3							
Totals			30-65	11-28	15-25	10	24	34	18	86	15	9	5	6	200

FG % 1st Half: 17-35 48.6% 2nd half: 13-30 43.3% Game: 30-65 46.2%
 3FG % 1st Half: 6-17 35.3% 2nd half: 5-11 45.5% Game: 11-28 39.3%
 FT % 1st Half: 3-6 50.0% 2nd half: 12-19 63.2% Game: 15-25 60.0%

Deadball
Rebounds
4

Officials: Kipp Kissinger, Steve Olsen, John Gaffney

Technical fouls: UTAH-Jones, Charles. Arizona State-White, Romello; TEAM.

Attendance: 9128

Pac-12 opener for both teams.

ASU's next game: vs. Colorado (Sat., Jan. 5 at 4 p.m. on Pac-12 Network)

ASU-Edwards Flagrant 2 at 2:42 in second half.

Score by periods	1st	2nd	Total
UTAH	39	57	96
Arizona State	43	43	86

2018-19 @SUNDEVILHOOPS BOX SCORES GAMES 1-4

Official Basketball Box Score -- Game Totals -- Final Statistics CSU Fullerton vs Arizona State 11/6/18 6 p.m. at Tempe, Ariz. (Wells Fargo Arena)

CSU Fullerton 94 • 0-1

#	Player	*	Total		3-Ptr		Rebounds			PF	TP	A TO Blk Stl				Min
			FG-FGA	FG-FGA	FT-FTA	Off	Def	Tot	A			TO	Blk	Stl		
00	Allman, Kyle	*	13-26	5-11	4-6	2	5	7	4	35	0	5	0	1	46	
05	Clare, Davon	*	5-9	1-3	0-0	1	6	7	5	11	0	2	1	0	37	
10	Awosika, Austen	*	3-9	0-0	3-5	0	6	6	5	9	7	2	2	1	42	
14	Ahmad, Khalil	*	10-22	1-6	10-12	1	4	5	3	31	0	3	0	2	48	
24	Pitts, Josh	*	0-1	0-0	0-0	0	0	0	4	0	0	1	0	0	4	
01	Smith, Jamal	*	0-1	0-1	0-0	0	1	1	5	0	0	3	0	1	14	
11	Arnold, Wayne	*	0-2	0-2	0-0	0	0	0	1	0	0	0	0	0	8	
21	Heinzl, Dominik	*	1-1	0-0	0-0	0	1	1	0	2	0	0	0	0	6	
22	Kuljuhovic, Amel	*	1-1	0-0	0-1	0	3	3	5	2	0	1	0	2	20	
23	Ozogovic, Gaber	*	0-0	0-0	0-0	0	0	0	1	0	0	0	0	0	2	
33	Wang, Johnny	*	1-2	0-1	2-2	0	4	4	3	4	0	0	0	0	23	
Team						3	5	8								
Totals			34-74	7-24	19-26	7	35	42	36	94	7	17	3	7	250	
FG % 1st Half: 11-25			44.0%	2nd half: 18-32	56.3%	OT: 5-17	29.4%	Game: 34-74	45.9%	Deadball Rebounds						
3FG % 1st Half: 3-10			30.0%	2nd half: 3-7	42.9%	OT: 1-7	14.3%	Game: 7-24	29.2%	Rebounds						
FT % 1st Half: 6-7			85.7%	2nd half: 13-19	68.4%	OT: 0-0	0.0%	Game: 19-26	73.1%	2						

Arizona State 102 • 1-0

#	Player	Total		3-Ptr		Rebounds			PF	TP	A TO Blk Stl				Min
		FG-FGA	FG-FGA	FT-FTA	FT-FTA	Off	Def	Tot			A	TO	Blk	Stl	
14	Lawrence,Kimani	r 4-10	3-6	5-6	3	3	6	3	16	2	1	0	0	0	36
23	White,Romello	r 5-8	0-0	0-2	2	4	6	4	10	0	2	0	0	0	35
43	Cheatham,Zylan	r 2-5	1-2	7-13	4	5	9	5	12	3	4	0	0	0	34
00	Dort,Luguentz	g 9-22	3-7	7-13	3	6	9	3	28	1	4	0	3	36	36
02	Edwards,Rob	g 4-15	2-5	4-4	0	6	6	4	14	2	1	0	0	0	41
01	Martin,Remy	* 3-8	0-3	2-4	1	4	5	1	8	3	0	0	0	0	31
03	Mitchell,Mickey	* 1-2	0-0	0-0	0	1	1	1	2	0	0	0	0	0	5
11	Valtonen,Elias	* 0-0	0-0	0-0	0	0	0	0	0	0	0	0	0	0	2
32	Lake,De'Quon	* 4-5	0-0	1-2	5	4	9	4	9	0	5	2	0	0	15
35	Cherry,Taeshon	* 1-3	1-3	0-0	0	5	5	1	3	0	0	0	0	0	15
Team						2	0	2							
Totals		33-78	10-26	26-44	20	38	58	26	102	11	17	2	3	250	
FG % 1st Half: 12-36		33.3%	2nd half: 16-29	55.2%	OT: 5-13	38.5%	Game: 33-78	42.3%	Deadball Rebounds						
3FG % 1st Half: 4-12		33.3%	2nd half: 6-10	60.0%	OT: 0-4	0.0%	Game: 10-26	38.5%							
FT % 1st Half: 6-10		60.0%	2nd half: 11-19	57.9%	OT: 9-15	60.0%	Game: 26-44	59.1%							

Officials: Mike Scypfers, Kevin Brill, D.G. Nelson

Technical fouls: CSU Fullerton-None. Arizona State-None.

Attendance: 9145

CSUF #5-Clare fouls out 1:46 in 1OT; CSUF #22-Kuljuhovic fouls out 1:45 in 1OT

CSUF #1-Smith fouls out with 4:19 in 2OT; CSUF #10-Awosika fouls 2:01 in 2OT

Score by periods	1st	2nd	OT	OT2	Total
CSU Fullerton	31	52	6	5	94
Arizona State	34	49	6	13	102

Points	In Paint	Off T/O	2nd Chance	Fast Break	Bench
CSU	42	15	7	16	8
ASU	40	17	19	8	22

Last FG - CSF OT2-00:27, ASU OT2-00:48.

Largest lead - CSF by 5 1st-13:09, ASU by 10 OT2-00:48.

CSF led for 11:41. ASU led for 31:07. Game was tied for 07:12.

Score tied - 13 times.

Lead changed - 13 times.

Official Basketball Box Score -- Game Totals -- Final Statistics McNeese State vs Arizona State 11/9/18 7 p.m. at Tempe, Ariz. (Wells Fargo Arena)

McNeese State 52 • 0-2

#	Player	Total		3-Ptr		Rebounds			PF	TP	A TO Blk Stl				Min
		FG-FGA	FG-FGA	FT-FTA	FT-FTA	Off	Def	Tot			A	TO	Blk	Stl	
00	Hines, Malik	* 0-0	0-0	1-6	0	1	1	4	1	3	3	0	0	0	24
02	Harvey, James	* 2-9	2-8	2-2	1	0	1	1	8	0	2	0	0	0	32
05	Hunt, Kevin	* 4-11	2-4	5-5	1	2	4	15	3	2	0	0	0	0	25
14	Touchett, Trey	* 2-6	1-4	0-0	0	4	4	5	0	1	0	0	0	0	23
24	Robinson, Will	* 3-8	0-1	3-6	0	5	5	3	9	0	1	0	0	0	30
03	Laku, Richard	* 0-0	0-0	0-0	0	0	0	0	0	1	0	0	0	0	2
10	Greenwood, Jarren	* 0-1	0-1	0-0	0	0	0	0	0	2	0	0	0	0	9
11	Hutchinson, Myles	* 0-2	0-0	0-0	0	0	0	0	0	1	2	0	0	0	7
22	Brown, Roydell	* 3-8	0-2	3-6	4	4	8	3	9	0	2	0	1	0	31
23	Kennedy, Shamarkus	* 0-1	0-0	3-4	1	4	5	3	3	0	4	1	0	0	15
30	Brown, AJ	* 1-1	0-0	0-0	0	0	0	0	2	0	0	0	0	0	2
Team					3	1	4								
Totals		15-47	5-20	17-29	10	20	30	22	52	10	17	1	1	200	
FG % 1st Half: 6-24		25.0%	2nd half: 9-23	39.1%	Game: 15-47	31.9%	Deadball Rebounds								
3FG % 1st Half: 2-11		18.2%	2nd half: 3-9	33.3%	Game: 5-20	25.0%									
FT % 1st Half: 9-12		75.0%	2nd half: 8-17	47.1%	Game: 17-29	58.6%									

Arizona State 80 • 2-0

#	Player	Total		3-Ptr		Rebounds			PF	TP	A TO Blk Stl				Min
		FG-FGA	FG-FGA	FT-FTA	FT-FTA	Off	Def	Tot			A	TO	Blk	Stl	
00	Dort,Luguentz	* 10-18	2-6	3-3	1	1	2	2	25	1	1	1	3	30	30
01	Martin,Remy	* 1-5	1-5	3-4	1	2	3	2	6	5	4	0	1	0	28
14	Lawrence,Kimani	* 6-12	2-4	2-2	2	4	6	2	16	1	2	0	1	0	28
23	White,Romello	* 0-2	0-0	1-2	0	2	2	3	1	0	0	1	2	0	22
43	Cheatham,Zylan	* 4-8	0-2	8-11	3	9	12	3	16	6	1	1	2	0	27
03	Mitchell,Mickey	* 0-1	0-0	1-2	1	2	3	1	1	1	2	0	0	0	11
05	Felt,Kyle	* 1-1	0-0	0-0	0	0	0	0	2	0	0	0	0	0	1
10	Shibei,Vitaliy	* 0-0	0-0	0-0	2	0	2	2	0	0	0	0	0	0	5
11	Valtonen,Elias	* 0-0	0-0	0-0	0	0	0	0	0	0	0	0	0	0	2
24	Salzman,Jordan	* 0-1	0-0	0-0	0	0	0	0	0	0	0	0	0	0	1
25	Fogerty,Grant	* 0-0	0-0	0-0	0	0	0	0	0	0	0	0	0	0	1
31	Thompson,Trevor	* 0-0	0-0	0-0	0	0	0	0	0	0	0	0	0	0	1
32	Lake,De'Quon	* 3-5	0-0	1-1	1	4	5	5	7	0	0	3	0	0	16
35	Cherry,Taeshon	* 2-5	0-2	2-2	1	2	3	3	6	1	1	0	0	0	27
Team					3	2	5								
Totals		27-58	5-19	21-27	15	28	43	23	80	15	11	6	9	200	
FG % 1st Half: 11-29		37.9%	2nd half: 16-29	55.2%	Game: 27-58	46.6%	Deadball Rebounds								
3FG % 1st Half: 1-8		12.5%	2nd half: 4-11	36.4%	Game: 5-19	26.3%									
FT % 1st Half: 10-14		71.4%	2nd half: 11-13	84.6%	Game: 21-27	77.8%									

Officials: Bob Staffen, Rodrick Dixon, Daryl Gelinan

Technical fouls: McNeese State-None. Arizona State-None.

Attendance: 8515

Score by periods	1st	2nd	Total
McNeese State	33	29	52
Arizona State	23	47	80

Points	In Paint	Off T/O	2nd Chance	Fast Break	Bench
MCN	18	12	5	2	14
ASU	42	26	12	16	16

Last FG - MCN 2nd-00:51, ASU 2nd-01:09.

Largest lead - MCN by 5 1st-16:17, ASU by 32 2nd-04:44.

MCN led for 06:17. ASU led for 32:51. Game was tied for 00:17.

Score tied - 0 times.

Lead changed - 1 time.

Official Basketball Box Score -- Game Totals -- Final Statistics Long Beach State vs Arizona State 11/12/18 7 p.m. at Tempe, Ariz. (Wells Fargo Arena)

Long Beach State 58 • 1-2

#	Player	Total		3-Ptr		Rebounds			PF	TP	A TO Blk Stl				Min
		FG-FGA	FG-FGA	FT-FTA	Off	Def	Tot	A			TO	Blk	Stl		
02	Roberts, Jordan	r	1-3	0-0	0-0	0	3	3	1	2	1	1	0	0	15
05	Riggins, Mason	r	3-5	0-0	0-0	1	5	6	4	6	1	0	1	0	27
24	Yussuf, Temidayo	c	0-1	0-0	1-2	2	3	5			1	0	2	0	16
10	Alberts, Bryan	g	3-10	2-6	0-0	1	1	2	8	1	1	1	0	3	26
15	Booker, Deishuan	g	1-8	0-4	6-7	0	1	1	4	8	5	0	0	2	20
01	Freeman, Ron		1-8	1-7	5-10	0	0	0	8	2	0	0	4	16	
03	Cobb, Drew		0-1	0-0	0-0	0	1	1	0	0	0	1	0	0	9
04	Byers, KJ		1-3	1-2	1-3	2	3	5	3	4	2	2	2	0	18
11	Griffin, Jordan		3-8	3-7	0-0	0	0	0	0	9	0	0	1	0	14
12	Jackson, Breyon		0-2	0-0	2-2	1	1	2	0	2	0	0	0	0	10
13	Mims, Demetrius		2-2	1-1	0-0	0	1	1	4	5	0	1	0	0	6
20	Richard, Breamon		1-3	0-0	0-0	0	0	0	2	2	1	1	0	1	9
23	Maxhuni, Edon		1-8	1-4	0-0	0	0	0	2	3	1	2	0	0	14
	Team					0	4	4			1				20
	Totals		17-62	9-31	15-24	7	23	30	27	58	14	16	4	11	100
	FG % 1st Half:	6-32	18.8%	2nd half:	11-30	36.7%	Game:	17-62	27.4%						Deadball
3FG	% 1st Half:	2-15	13.3%	2nd half:	7-16	43.8%	Game:	9-31	29.0%						Rebounds
FT	% 1st Half:	2-5	40.0%	2nd half:	13-19	68.4%	Game:	15-24	62.5%						2

2018-19 @SUNDEVILHOOPS BOX SCORES GAMES 5-8

Official Basketball Box Score -- Game Totals -- Final Statistics Arizona State vs Utah State 11/21/18 8:00pm at T-Mobile Arena Las Vegas, NV

Arizona State 87 • 5-0

#	Player	Total		3-Ptr		Rebounds			PF	TP	A TO Blk Stl				Min
		FG-FGA	FG-FGA	FT-FTA	Off Def Tot										
00	Dort,Luguentz	* 10-15	2-3	11-14	2 5 7	3	33	4 5 0 2	3						39
01	Martin,Remy	* 5-13	1-2	2-2	0 2 2	0	13	0 0 0 2	3						34
14	Lawrence,Kimani	* 1-8	1-4	7-8	0 2 2	4	10	2 3 0 0	0						36
23	White,Romello	* 1-3	0-0	1-1	3 2 5	5	3	0 2 0 0	0						20
45	Cheatham,Zylan	* 2-4	0-0	4-8	0 3 3	4	8	6 2 1 1	1						25
03	Mitchell,Mickey	1-1	0-0	0-6	0 2 2	2	2	0 0 0 1	1						12
32	Lake,De'Quon	1-1	0-0	1-1	1 2 3	5	3	1 1 1 1	1						13
35	Cherry,Taeshon	5-7	3-5	2-2	0 2 2	4	15	0 0 1 1	1						21
Team					1 2 3										
Totals		26-52	7-14	28-42	7 22 29	27	87	13 16 3 8							200
FG % 1st Half: 11-29 37.9% 2nd half: 15-23 65.2% Game: 26-52 50.0% Deadball Rebounds 9															
3FG % 1st Half: 3-6 50.0% 2nd half: 4-8 50.0% Game: 7-14 50.0%															
FT % 1st Half: 12-19 63.2% 2nd half: 16-23 69.6% Game: 28-42 66.7%															

Utah State 82 • 5-1

#	Player	Total		3-Ptr		Rebounds			PF	TP	A TO Blk Stl				Min
		FG-FGA	FG-FGA	FT-FTA	Off Def Tot										
04	Ainge,Crew	* 1-3	1-3	0-0	1 1 2	4	3	3 2 0 0	0						17
05	Merrill,Sam	* 8-18	3-7	8-9	0 5 5	4	27	1 0 0 0	0						35
10	Taylor,Quinn	* 2-3	0-1	3-5	1 4 5	5	7	2 2 0 1	1						25
22	Miller,Brock	* 4-12	2-8	0-0	0 1 1	1	10	1 1 0 1	0						30
23	Queta,Neemias	* 2-3	0-0	1-2	4 5 9	5	5	1 5 1 0	0						21
01	Knight,Tauriawn	0-0	0-0	0-0	0 0 0	0	0	1 0 0 0	0						4
02	Brown Jr.,Dwayne	4-8	0-2	6-6	2 2 4	3	14	2 2 0 1	1						25
03	Knight III,John	3-7	0-0	7-11	0 3 3	3	13	2 2 0 2	0						20
21	Fakira,Ben	0-0	0-0	0-0	0 0 0	2	0	0 0 0 0	0						4
24	Brito,Diogo	1-2	1-2	0-0	0 2 2	1	3	2 3 0 1	1						19
Team					2 1 3			3							
Totals		25-56	7-23	25-33	10 24 34	28	82	15 20 1 6							200
FG % 1st Half: 13-29 44.8% 2nd half: 12-27 44.4% Game: 25-56 44.6% Deadball Rebounds 7															
3FG % 1st Half: 5-13 38.5% 2nd half: 2-10 20.0% Game: 7-23 30.4%															
FT % 1st Half: 4-5 80.0% 2nd half: 21-28 75.0% Game: 25-33 75.8%															

Officials: Ray Natili, Kelly Self, Marques Pettigrew

Technical fouls: Arizona State-None. Utah State-None.

Attendance: 3157

MGM Resorts Main Event Championship Game

Score by periods	1st	2nd	Total
Arizona State	37	50	87
Utah State	35	47	82

Official Basketball Box Score -- Game Totals -- Final Statistics Nebraska Omaha vs Arizona State 11/28/18 7 p.m. at Tempe, Ariz. (Wells Fargo Stadium)

Nebraska Omaha 71 • 3-5

#	Player	Total		3-Ptr		Rebounds			PF	TP	A TO Blk Stl				Min
		FG-FGA	FG-FGA	FT-FTA	Off Def Tot										
00	Gibson,JT	* 4-11	4-7	0-0	0 1 1	3	12	2 5 0 1	1						31
10	Akinwole,Ayo	* 1-4	0-1	0-0	0 2 2	3	2	2 2 0 0	1						19
21	Jackson,Zach	* 6-13	4-6	1-1	0 1 1	4	17	1 0 0 0	0						33
40	Pile,Matt	* 7-8	0-0	1-3	0 5 5	4	15	1 4 2 1	2						26
44	Hahn,Mitch	* 2-5	0-2	0-0	0 2 2	0	4	1 5 0 0	0						28
01	Duplechan,Elishja	1-6	0-2	0-0	0 2 2	1	2	4 0 0 0	0						20
13	Tut,Wanjang	2-5	1-3	0-0	1 2 3	1	5	1 1 0 2	0						20
20	Miller,Hayden	2-4	2-3	0-0	1 1 2	0	6	1 0 0 0	0						8
22	Barney,Brett	2-4	1-1	0-1	1 2 3	3	5	1 0 0 0	0						13
33	Tricker,Evan	1-1	1-1	0-0	0 0 0	0	3	0 0 0 0	0						2
Team					4 2 6			1							
Totals		28-61	13-26	2-5	7 20 27	19	71	14 18 2 5							200
FG % 1st Half: 16-30 53.3% 2nd half: 12-31 38.7% Game: 28-61 45.9% Deadball Rebounds 2															
3FG % 1st Half: 6-12 50.0% 2nd half: 7-14 50.0% Game: 13-26 50.0%															
FT % 1st Half: 2-4 50.0% 2nd half: 0-1 0.0% Game: 2-5 40.0%															

Arizona State 89 • 6-0

#	Player	Total		3-Ptr		Rebounds			PF	TP	A TO Blk Stl				Min
		FG-FGA	FG-FGA	FT-FTA	Off Def Tot										
00	Dort,Luguentz	* 6-18	0-6	7-10	1 4 5	1	19	4 0 0 3	3						38
14	Lawrence,Kimani	* 7-12	4-6	0-0	2 2 4	0	18	5 4 2 2	3						39
23	White,Romello	* 3-4	0-0	2-3	1 2 3	3	8	0 2 0 1	1						15
35	Cherry,Taeshon	* 8-12	3-6	0-0	0 4 4	1	19	1 1 1 1	1						31
45	Cheatham,Zylan	* 5-10	0-0	3-5	5 7 12	4	13	9 4 0 2	3						34
05	Feit,Kyle	0-0	0-0	0-0	0 0 0	0	0	0 0 0 0	0						0+
10	Shibel,Vitaliy	1-3	1-2	0-0	0 0 0	2	3	0 0 0 0	0						11
11	Valtonen,Elias	0-1	0-1	0-0	0 0 0	0	0	0 1 1 0	0						9
32	Lake,De'Quon	3-4	0-0	3-4	4 7 11	2	9	0 1 1 0	0						23
Team					1 1 2										
Totals		33-64	8-21	15-22	14 27 41	13	89	19 13 5 9							200
FG % 1st Half: 18-31 58.1% 2nd half: 15-33 45.5% Game: 33-64 51.6% Deadball Rebounds 4															
3FG % 1st Half: 4-9 44.4% 2nd half: 4-12 33.3% Game: 8-21 38.1%															
FT % 1st Half: 10-15 66.7% 2nd half: 5-7 71.4% Game: 15-22 68.2%															

Officials: Michael Greenstein, Kevin Brill, Marques Pettigrew

Technical fouls: Nebraska Omaha-None. Arizona State-None.

Attendance: 6951

ASU #10-Shibel assessed Flagrant 1 at 4:50 in first half.

Score by periods	1st	2nd	Total
Nebraska Omaha	40	31	71
Arizona State	50	39	89

Points	In	Off	2nd	Fast	Bench
OMA	28	14	5	12	21
ASU	40	20	17	12	12

Last FG - OMA 2nd-01:12, ASU 2nd-00:18.

Largest lead - OMA by 8 1st-09:50, ASU by 26 2nd-09:36.

OMA led for 06:52, ASU led for 29:57. Game was tied for 03:11.

Score tied - 5 times.
Lead changed - 5 times.

Official Basketball Box Score -- Game Totals -- Final Statistics Texas Southern vs Arizona State 12/01/18 7:30 p.m. at Tempe, Ariz. (Wells Fargo Arena)

Texas Southern 71 • 3-5

#	Player	Total		3-Ptr		Rebounds			PF	TP	A TO Blk Stl				Min
		FG-FGA	FG-FGA	FT-FTA	Off	Def	Tot								
00	Butler, Devocio	f	6-13	3-6	3-4	0	2	2	3	18	3	0	0	3	36
01	Combs, Jeremy	f	2-5	1-1	0-2	4	3	7	4	5	2	1	0	2	29
05	Reed, Trayvon	c	3-4	0-0	1-2	1	5	6	5	7	1	0	0	0	17
03	Patterson, Jalyon	g	4-17	4-14	2-2	2	2	4	3	14	4	4	0	4	37
04	Bruce, Derrick	g	4-17	2-11	2-2	0	3	3	3	12	2	1	0	0	37
11	McClelland, Cainan		0-0	0-0	0-0	0	1	1	0	0	0	1	1	1	3
12	Jones, John		1-3	0-1	0-0	0	0	0	1	2	0	0	0	0	3
15	Hopkins, Justin		4-8	0-2	5-10	2	4	6	2	13	1	0	0	0	32
20	Armstrong, Tyrik		0-0	0-0	0-0	0	1	1	0	0	1	0	0	0	4
44	Dobbins, Michael		0-0	0-0	0-0	0	0	0	1	0	0	0	0	0	2
Team						3	1	4							
Totals			24-67	10-35	13-22	12	22	34	22	71	14	7	1	10	200
FG % 1st Half: 10-34 29.4% 2nd half: 14-33 42.4% Game: 24-67 35.8% Deadball Rebounds 4															
3FG % 1st Half: 4-19 21.1% 2nd half: 6-16 37.5% Game: 10-35 28.6%															
FT % 1st Half: 8-12 66.7% 2nd half: 5-10 50.0% Game: 13-22 59.1%															

2018-19 @SUNDEVILHOOPS BOX SCORES GAMES 9-12

Official Basketball Box Score -- Game Totals -- Final Statistics

Arizona State vs Georgia

12/15/18 6:00 PM ET at Stegeman Coliseum - Athens, Ga.

Arizona State 76 • 8-1

#	Player	Total		3-Ptr		Rebounds			PF	TP	A TO Blk Stl				Min
		FG-FGA	FG-FGA	FT-FTA	FT-FTA	Off	Def	Tot			A	TO	Blk	Stl	
14	LAWRENCE,KIMANI	f	3-9	2-5	0-0	0	0	0	2	8	0	1	0	1	33
23	WHITE,ROMELLO	f	5-6	0-0	6-7	1	1	2	3	16	1	0	0	0	26
45	CHEATHAM,ZYLAN	f	4-7	0-0	2-2	1	9	10	2	10	1	2	0	0	34
00	DORT,LUGUENTZ	g	2-10	1-2	7-10	1	3	4	4	12	1	3	0	2	28
01	MARTIN,REMY	g	8-20	0-3	5-8	3	5	8	1	21	5	5	0	3	35
02	EDWARDS,ROB		0-6	0-3	0-0	1	1	2	1	0	0	0	0	1	17
10	SHIBEL,VITALIY		0-0	0-0	0-0	0	0	0	1	0	0	0	0	0	2
11	VALTONEN,ELIAS		0-0	0-0	0-0	0	0	0	0	0	0	0	0	0	0+
32	LAKE,DE'QUON		2-2	0-0	0-0	2	1	3	4	4	0	1	0	0	8
35	CHERRY,TAESHON		2-4	1-3	0-0	1	2	3	4	5	0	0	0	1	17
Team						5	1	6	1						
Totals			26-64	4-16	20-27	15	23	38	23	76	8	12	0	8	200
FG % 1st Half: 11-34		32.4%	2nd half: 15-30		50.0%	Game: 26-64		40.6%	Deadball						
3FG % 1st Half: 1-6		16.7%	2nd half: 3-10		30.0%	Game: 4-16		25.0%	Rebounds						
FT % 1st Half: 10-13		76.9%	2nd half: 10-14		71.4%	Game: 20-27		74.1%	3						

Georgia 74 • 5-4

#	Player	Total		3-Ptr		Rebounds			PF	TP	A TO Blk Stl				Min
		FG-FGA	FG-FGA	FT-FTA	FT-FTA	Off	Def	Tot			A	TO	Blk	Stl	
20	HAMMONDS, RAYSHAU	f	6-9	3-4	4-4	1	5	6	5	19	1	3	1	1	27
33	CLAXTON, NICOLAS	f	2-10	1-4	4-5	2	11	13	3	9	3	5	4	1	37
34	OGBEIDE, DEREK	f	1-5	0-1	2-2	1	3	4	4	4	0	2	0	0	13
00	JACKSON II, WILLIAM	g	0-2	0-2	2-2	0	0	0	3	2	1	1	0	0	16
01	HIGHTOWER, TSHAUN	g	1-3	1-2	2-2	0	2	2	0	5	0	1	0	0	14
02	HARRIS, JORDAN		1-2	0-1	1-2	0	2	2	2	3	2	2	0	3	19
04	CRUMP, TYREE		5-10	3-8	6-7	0	1	1	1	19	2	2	0	0	24
05	TOPPIN, JOJO		0-0	0-0	0-0	0	0	0	1	0	0	1	0	0	4
13	WILRIDGE, E'TORRION		1-2	0-0	4-6	0	1	1	1	6	1	1	1	1	22
14	FAGAN, TYE		3-3	0-0	0-0	3	0	3	0	6	1	1	1	0	12
24	O'NEILL, CONNOR		0-0	0-0	0-0	0	0	0	0	0	0	0	0	0	3
25	NGUMEZI, AMANZE		0-1	0-0	1-2	0	1	1	1	1	0	0	0	0	8
32	EDWARDS, MIKE		0-0	0-0	0-0	0	0	0	0	0	0	0	0	0	1
Team						0	1	1							
Totals			20-47	8-22	26-32	7	27	34	21	74	11	19	7	6	200
FG % 1st Half: 11-22		50.0%	2nd half: 9-25		36.0%	Game: 20-47		42.6%	Deadball						
3FG % 1st Half: 5-12		41.7%	2nd half: 3-10		30.0%	Game: 8-22		36.4%	Rebounds						
FT % 1st Half: 20-23		87.0%	2nd half: 6-9		66.7%	Game: 26-32		81.3%	3						

Officials: Don Daily, Tony Greene, Patrick Evans
Technical fouls: Arizona State-TEAM. Georgia-None.
Attendance: 9028

Score by periods	1st	2nd	Total
Arizona State	33	43	76
Georgia	47	27	74

	In	Off	2nd	Fast	Bench
Points	Paint	T/O	Chance	Break	
ASU	24	16	19	8	9
UGA	32	13	13	4	35

Last FG - ASU 2nd-00:11, UGA 2nd-00:25.
Largest lead - ASU by 3 2nd-02:02, UGA by 18 1st-01:48.
ASU led for 02:38. UGA led for 35:19. Game was tied for 02:03.

Score tied - 2 times.
Lead changed - 3 times.

Official Basketball Box Score -- Game Totals -- Final Statistics

Arizona State vs Vanderbilt

12/17/18 6 p.m. at Nashville, Tenn. (Memorial Gym)

Arizona State 65 • 8-2

#	Player	Total		3-Ptr		Rebounds			PF	TP	A TO Blk Stl				Min
		FG-FGA	FG-FGA	FT-FTA	FT-FTA	Off	Def	Tot			A	TO	Blk	Stl	
14	Lawrence,Kimani	f	3-12	1-4	0-0	3	5	8	3	7	1	2	0	1	30
23	White,Romello	f	2-4	0-0	5-6	2	3	5	1	9	0	1	0	0	22
45	Cheatham,Zylan	f	3-6	0-1	3-4	1	13	14	3	9	0	1	1	0	33
00	Dort,Luguentz	g	3-13	2-4	2-3	0	1	1	3	10	3	3	0	1	29
01	Martin,Remy	g	3-12	1-5	2-2	1	2	3	0	9	1	1	0	0	29
02	Edwards,Rob		4-10	2-4	4-4	0	0	0	4	14	3	0	0	1	25
32	Lake,De'Quon		0-0	0-0	0-1	2	1	3	3	0	1	1	0	1	12
35	Cherry,Taeshon		3-8	1-6	0-0	1	3	4	2	7	1	1	0	0	20
Team						3	1	4							
Totals			21-65	7-24	16-20	13	29	42	19	65	9	10	1	4	200
FG % 1st Half: 11-31		33.3%	2nd half: 10-32		31.3%	Game: 21-65		32.3%	Deadball						
3FG % 1st Half: 3-11		27.3%	2nd half: 4-13		30.8%	Game: 7-24		29.2%	Rebounds						
FT % 1st Half: 3-4		75.0%	2nd half: 13-16		81.3%	Game: 16-20		80.0%	3						

Vanderbilt 81 • 7-2

#	Player	Total		3-Ptr		Rebounds			PF	TP	A TO Blk Stl				Min
		FG-FGA	FG-FGA	FT-FTA	FT-FTA	Off	Def	Tot			A	TO	Blk	Stl	
11	SHITTU, Simisola	f	4-10	0-1	1-2	0	7	7	3	9	4	2	0	1	37
13	MOYER, Matthew	f	0-2	0-2	0-0	0	0	0	1	0	0	1	0	0	10
32	RYAN, Matt	f	2-11	2-9	5-6	0	1	1	1	11	1	0	0	0	24
00	LEE, Saben	g	2-3	1-2	9-12	0	5	5	2	14	3	4	0	0	29
02	TOYE, Joe		4-8	3-4	0-0	1	1	2	3	11	0	0	0	2	23
01	WETZELL, Yanni	g	3-5	1-2	5-5	1	4	5	3	12	1	1	2	0	21
03	EVANS, Maxwell		3-5	2-3	0-0	0	4	4	0	8	3	1	0	0	17
15	BROWN, Clevon		1-1	0-0	1-2	1	1	2	2	3	0	1	1	0	12
24	NESMITH, Aaron		5-10	3-5	0-2	1	4	5	3	13	1	0	1	0	27
Team						3	5	8							
Totals			24-55	12-28	21-29	7	32	39	18	81	13	10	4	3	200
FG % 1st Half: 14-34		41.2%	2nd half: 10-21		47.6%	Game: 24-55		43.6%	Deadball						
3FG % 1st Half: 6-16		37.5%	2nd half: 6-12		50.0%	Game: 12-28		42.9%	Rebounds						
FT % 1st Half: 0-2		0.0%	2nd half: 21-27		77.8%	Game: 21-29		72.4%	3						

Officials: Doug Simmons, Keith Kimble, Michael Roberts
Technical fouls: Arizona State-Dort,Luguentz. Vanderbilt-None.
Attendance: 9271

Score by periods	1st	2nd	Total
Arizona State	28	37	65
Vanderbilt	34	47	81

	In	Off	2nd	Fast	Bench
Points	Paint	T/O	Chance	Break	
ASU	24	6	11	4	21
VU	24	7	8	4	36

Last FG - ASU 2nd-01:00, VU 2nd-02:46.
Largest lead - ASU by 9 1st-16:46, VU by 16 2nd-00:32.
ASU led for 14:50. VU led for 24:07. Game was tied for 01:02.

Score tied - 1 time.
Lead changed - 1 time.

Official Basketball Box Score -- Game Totals -- Final Statistics

Kansas vs Arizona State

12/22/18 7 p.m. at Tempe, Ariz. (Wells Fargo Arena)

Kansas 76 • 10-1

#	Player	Total			3-Ptr		Rebounds			PF	TP	A TO Blk Stl				Min
		FG-FGA	FG-FGA	FT-FTA	FT-FTA	Off	Def	Tot	A			TO	Blk	Stl		
01	Lawson, Dedric	f	12-15	1-2	5-5	2	12	14	4	30	1	2	1	0	31	
00	Garrett, Marcus	g	0-5	0-1	7-8	3	3	6	3	7	1	1	0	1	22	
05	Grimes, Quentin	g	4-12	0-5	0-0	2	0	2	1	8	3	2	1	0	31	
11	Dotson, Devon	g	4-7	2-4	2-2	0	4	4	3	12	5	5	1	1	32	
24	Vick, Lagerald	g	5-16	3-11	1-1	0	2	2	4	14	1	3	0	2	37	
02	Moore, Charlie		1-5	1-3	0-0	0	1	1	1	3	0	2	0	2	16	
13	Lawson, K.J.		0-2	0-2	0-0	0	2	2	2	0	2	0	0	0	12	
33	McCormack, David		1-2	0-0	0-0	2	2	4	2	2	0	0	1	0	11	
44	Lightfoot, Mitch		0-1	0-0	0-0	1	1	2	2	0	0	1	1	0	8	
Team						1	2	3								
Totals			27-65	7-28	15-16	11	29	40	22	76	13	16	5	6	200	
FG % 1st Half: 16-37		43.2%	2nd half: 11-28	39.3%	Game: 27-65		41.5%	Deadball Rebounds 1								
3FG % 1st Half: 4-14		28.6%	2nd half: 3-14	21.4%	Game: 7-28		25.0%									
FT % 1st Half: 3-3		100.0	2nd half: 12-13	92.3%	Game: 15-16		93.8%									

SUN DEVIL CAREER HIGHS/SUN DEVIL RECORD WHEN

BOBBY HURLEY ERA STATS (60-51)

Year	15-16	16-17	17-18	18-19	TOTAL
Record:	15-17	15-18	20-12	10-4	60-51
More rebounds:	12-3	9-3	13-1	9-3	44-9
Lead at half:	11-3	11-4	13-1	8-2	43-10
Trail at half:	4-14	4-14	7-11	2-2	17-41
Shoot more FTs:	13-4	11-6	18-3	7-1	49-14
Better/Same FG%:	9-1	13-0	15-2	7-0	44-3
Shot worse FG%:	6-17	2-17	5-10	3-4	16-48
Shot > 50% FG:	3-0	3-2	10-0	4-0	20-2
Shot < 50% FG:	12-17	12-16	10-12	6-4	40-49
More TOs:	4-11	4-4	4-2	4-1	16-18
Same/Less TOs:	11-6	11-14	15-11	6-3	43-34
Home Games:	11-5	9-7	13-4	7-2	40-18
Road Games:	3-9	4-6	4-6	1-1	12-22
Neutral Sites:	1-2	2-5	3-2	2-1	8-10
Non Pac-12:	10-3	7-6	12-1	9-3	38-13
Pac-12 Season:	5-13	7-11	8-10	1-1	21-35
Pac-12 Tourn.:	0-1	1-1	0-1	0-0	1-3
3 points or less:	3-3	4-3	4-2	1-1	12-9
6 points or less:	3-6	5-3	4-7	4-2	16-18

#0 LUGUENTZ DORT SUN DEVIL HIGHS

POINTS: 33 vs. Utah State (11/21/18)

FG MADE: 10 vs. Utah State (11/21/18)/McNEESE (11/9/18)

FG ATTEMPTS: 22 vs. CAL STATE FULLERTON (11/6/18)

3-PT FG MADE: 3 (4x)

3-PT FG ATTEMPTED: 10 vs. TEXAS SOUTHERN

FREE THROWS MADE: 11 vs. Utah State (11/21/18)

FREE THROWS ATTEMPTED: 14 vs. Utah State (11/21/18)

REBOUNDS: 12 vs. LONG BEACH STATE (11/12/18)

ASSISTS: 5 vs. #1 KANSAS

STEALS: 3 (3x)

MINUTES: 39 vs. Utah State (11/21/18)

#1 REMY MARTIN SUN DEVIL HIGHS

POINTS: 21 (2x) at Georgia (12/15/18)/at #2 Kansas (12/10/17)

REBOUNDS: 8 at Georgia (12/15/18)

ASSISTS: 9 vs. LONGWOOD (12/19/17)

FG MADE: 8 (2x) at Georgia (12/15/18)/at #2 Kansas (12/10/17))

FG ATT: 20 at Georgia (12/15/18)

FT MADE: 8 vs. LONG BEACH STATE (11/12/18)

FT ATT.: 10 vs. LONG BEACH STATE (11/12/18)

MINUTES: 36 vs. PRINCETON (12/29/18)

#2 ROB EDWARDS HIGHS

CLEVELAND STATE POINTS: 32 at Oakland (1/16/17)

ASU POINTS: 15 vs. #1 KANSAS (12/22/18)

3-POINT FIELD GOALS: 3 vs. #1 KANSAS (12/22/18)

REBOUNDS: 6 vs. CAL STATE FULLERTON (11/6/18)

MINUTES: 41 vs. CAL STATE FULLERTON (11/6/18)

#3 MICKEY MITCHELL SUN DEVIL HIGHS

POINTS: 12 (2x) at California (1/20/18)

REBOUNDS: 13 vs. Vanderbilt (12/17/17)

ASSISTS: 5 vs. Oregon (1/11/18)

MINUTES: 33 at Stanford (1/17/18)

#10 VITALIY SHIBEL SUN DEVIL HIGHS

POINTS: 11 vs. St. John's (12/8/17)

REBOUNDS: 8 vs Idaho State (11/10/17)

3PT MADE: 3 at Cal (1/20/18) and vs. St. John's (12/8/17)

ASSISTS: 4 vs. Idaho State (11/10/17)

MINUTES: 28 vs. St. John's (12/8/17)

#14 KIMANI LAWRENCE SUN DEVIL HIGHS

POINTS: 22 vs. #15 Mississippi State (11/19/18)

REBOUNDS: 8 (2x) at Vanderbilt (12/17/18)

ASSISTS: 5 (2x) vs. TEXAS SOUTHERN (12/1/18)

MINUTES: 39 (2x) vs. TEXAS SOUTHERN (12/1/18)

#23 ROMELLO WHITE CAREER HIGHS

✓ AAU coach was Jerry Stackhouse

POINTS: 25 vs Northern Arizona (11/17/17)

REBOUNDS: 15 vs San Diego State (11/14/17)

FG MADE: 10 (2x) at Washington State (2/4/18)

FG ATTEMPTED: 12 vs Northern Arizona (11/17/17)

FREE THROWS MADE: 11 at Stanford (1/17/18)

FREE THROWS ATTEMPTED: 14 at Stanford (1/17/18)

BLOCKS: 3 vs Idaho State

MINUTES: 39 vs Kansas State (11/23/17)

#32 DE'QUON LAKE CAREER HIGHS

POINTS: 24 vs Idaho State (11/10/17)

REBOUNDS: 12 (2x) at Oregon (2/22/18)

FG MADE: 8 vs Idaho State (11/10/17)

FG ATTEMPTED: 9 vs. Utah (1/25/18)

FREE THROWS MADE: 8 (2x) Longwood (12/19/17)

FREE THROWS ATTEMPTED: 14 vs Idaho State (11/10/17)

BLOCKS: 7 vs. Pacific (12/22/17)

MINUTES: 29 vs Kansas State (11/23/17)

#35 TAESHON CHERRY CAREER HIGHS

POINTS: 19 vs. Nebraska Omaha (11/28/18)

REBOUNDS: 5 (2x) vs. Long Beach State (11/12/18)

STEALS: 4 vs. #1 KANSAS (12/22/18)

MINUTES: 31 vs. (2x) vs. TEXAS SOUTHERN (12/1/18)

#45 ZYLAN CHEATHAM SUN DEVIL HIGHS

POINTS: 17 vs. UTAH (1/3/19)

SDSU POINTS: 18 vs. Savannah State (11/28/16)

REBOUNDS: 14 at Vanderbilt (12/17/18)

ASSISTS: 10 vs. TEXAS SOUTHERN (12/1/18)

MINUTES: 37 vs. (2x) TEXAS SOUTHERN (12/1/18)

2018-19 SUN DEVIL HIGHS AND LOWS

SUN DEVIL TEAM HIGHS

POINTS: 102 vs. CAL STATE FULLERTON
FIELD GOALS: 33 vs. OMAHA/CSF
FIELD GOAL ATTEMPTS: 78 vs. CAL STATE FULLERTON
FIELD GOAL%: .571 vs. COLORADO (32-56)
3-PT FIELD GOALS: 11 vs. UTAH
3-PT FIELD GOALS ATT: 28 vs. UTAH
3-PT % (10 ATT.): .500 vs. Utah State (7-14)
FREE THROWS: 28 vs. Utah State
FREE THROWS ATTEMPTED: 44 vs. CAL STATE FULLERTON
FREE THROW % (15 ATT.): .800 at Vanderbilt (16-20)
REBOUNDS: 63 vs. LONG BEACH STATE
ASSISTS: 24 vs. COLORADO
STEALS: 9 vs. #1 KANSAS/NEBRASKA OMAHA/McNEESE ST.
BLOCKS: 8 vs. PRINCETON
TURNOVERS: 18 vs. LONG BEACH STATE
FOULS: 27 vs. Utah State
FIRST HALF POINTS: 50 vs. NEBRASKA OMAHA
SECOND HALF POINTS: 52 vs. LONG BEACH STATE

SUN DEVIL TEAM LOWS

POINTS: 65 at Vanderbilt
FIELD GOALS: 20 vs. PRINCETON
FIELD GOAL ATTEMPTS: 52 vs. Utah State
FIELD GOAL%: .323/20-62 vs. PRINCETON
3-PT FIELD GOALS: 2 vs. PRINCETON
3-PT FIELD GOALS ATT: 14 vs. Utah State
3-PT % (10 ATT.): .133/2-15 vs. PRINCETON
FREE THROWS: 11 vs. #6 Nevada
FT ATTEMPTED: 17 vs. #6 Nevada
FREE THROW % (10 ATT.): .520/13-25 vs. TEXAS SOUTHERN
REBOUNDS: 29 vs. Utah State
ASSISTS: 8 vs. PRINCETON/at Georgia
STEALS: 3 vs. CAL STATE FULLERTON
BLOCKS: 0 at Georgia
TURNOVERS: 7 vs. PRINCETON
FOULS: 12 vs. #1 KANSAS

SUN DEVIL INDIVIDUAL HIGHS

POINTS: 33, Luguentz Dort vs. Utah State
FIELD GOALS: 10 (2x) by Luguentz Dort vs. Utah State
FG ATTEMPTS: 22, Luguentz Dort vs. CAL STATE FULLERTON
FG PERCENTAGE (9 ATT.): 9-10, Romello White vs. TSU
3-PT FGS: 4 (2x)
3-PT ATT: 10, Luguentz Dort vs. TEXAS SOUTHERN
3-PT % (4 MADE): Taeshon Cherry vs. TEXAS SOUTHERN (4-6)
3-PT % (4 MADE): Kimani Lawrence vs. OMAHA (4-6)
FREE THROWS: 11, Luguentz Dort vs. Utah State
FT ATTEMPTED: 14, Luguentz Dort vs. Utah State
FREE THROW % (6 ATT.): 6-6, Romello White vs. LONG BEACH
REBOUNDS: 14 (2x) Zylan Cheatham at Vanderbilt
ASSISTS: 10, Zylan Cheatham vs. TEXAS SOUTHERN
STEALS: 4 by Taeshon Cherry vs. #1 KANSAS STATE
BLOCKS: 3, three times
TURNOVERS: 8, Luguentz Dort vs. TEXAS SOUTHERN
FOUL OUTS: 7 on year
MINUTES: 41, Rob Edwards vs. CSU FULLERTON

OPPONENT TEAM HIGHS

POINTS: 94 by CAL STATE FULLERTON
FIELD GOALS: 34 by CAL STATE FULLERTON
FIELD GOAL ATTEMPTS: 74 by CAL STATE FULLERTON
FIELD GOAL %: .509/UTAH (29-57)
3-POINTERS: 16 by UTAH
3-POINTER ATTEMPTS: 35 by TEXAS SOUTHERN
3-POINT % (10 ATT.): .533/UTAH (16-30)
FREE THROWS: 26 at Georgia
FREE THROW ATTEMPTS: 33 by Utah State
FREE THROW % (20 ATT.): .818/COLORADO (18-22)
REBOUNDS: 42 by PRINCETON/CAL STATE FULLERTON
ASSISTS: 19 by UTAH
STEALS: 11 by LONG BEACH STATE
BLOCKS: 7 at Georgia/by #6 Nevada
TURNOVERS: 20 by Utah State
FOULS: 36 by CAL STATE FULLERTON

OPPONENT TEAM LOWS

POINTS: 52 by McNEESE STATE
FIELD GOALS: 15 by McNEESE STATE
FIELD GOAL ATTEMPTS: 47 at Georgia/by McNEESE STATE
FIELD GOAL %: .274/17-62 by LONG BEACH STATE
3-POINTERS: 3 by #6 Nevada
3-POINTER ATTEMPTS: 18 by #6 Nevada
3-POINT % (10 ATT.): .167/3-18 by #6 Nevada
FREE THROWS: 2 by NEBRASKA OMAHA
FREE THROW ATTEMPTS: 5 by NEBRASKA OMAHA
FREE THROW % (20 ATT.): .586/17-29 by McNEESE STATE
REBOUNDS: 27 by NEBRASKA OMAHA
ASSISTS: 7 by CAL STATE FULLERTON
STEALS: 1 by McNEESE STATE
BLOCKS: 1 (5x)
TURNOVERS: 7 by TEXAS SOUTHERN
FOULS: 15 by #6 Nevada

OPPONENT INDIVIDUAL HIGHS

POINTS: 35, Kyle Allman of CSU FULLERTON
FIELD GOALS: 13, Kyle Allman of CSU FULLERTON
FIELD GOAL ATTEMPTS: 26, Kyle Allman of CSU FULLERTON
3-PT FGS: 6, Donnie Tillman of UTAH
3-PT ATT: 14, Jaylyn Patterson vs. TSU
FREE THROWS: 10, Khalil Ahmad of CSU FULLERTON
FT ATTEMPTED: 12 (2x)
REBOUNDS: 14 by Dedric Lawson of #1 KANSAS
ASSISTS: 7, Austen Awosika of CSU FULLERTON
STEALS: 4 (2x)
BLOCKS: 4 by Nicolas Claxton at Georgia
TURNOVERS: 5 (6x)
FOUL OUTS: 11 times

ASU STARTING LINEUPS 2018-19 (3)

Cheatham, Dort, Edwards, Lawrence, White (1-0 vs. CSF)
Cheatham, Dort, Lawrence, Martin, White (6-3)
Cheatham, Cherry, Dort, Lawrence, White (2-1)

2018-19 SUN DEVIL TV ROSTER




0 LUGUENTZ DORT

G 6-4 215 FR
Montreal, Canada




1 REMY MARTIN

G 6-0 170 SO
Chatsworth, CA




2 ROB EDWARDS

G 6-4 205 RS-JR
Detroit, MI



3 MICKEY MITCHELL

F 6-7 225 RS-JR
Orlando, FL



5 KYLE FEIT

G 6-4 190 FR
West Palm Beach, FL



10 VITALIY SHIBEL

F 6-9 220 SO
Ivano-Frankivsk, Ukraine



11 ELIAS VALTONEN

G 6-7 195 FR
Eura, Finland



14 KIMANI LAWRENCE

F 6-7 210 SO
Providence, RI




21 JACK ROGGIN

G 6-0 165 SO
Calabasas, CA




23 ROMELLO WHITE

F 6-8 235 SO
Atlanta, GA




24 JORDAN SALZMAN

G 5-10 165 SO
Locust Valley, N.Y.



25 GRANT FOGERTY

G 5-11 170 SO
Scottsdale, AZ



31 TREVOR THOMPSON

G 6-2 175 RS-FR
Phoenix, AZ




32 DE'QUON LAKE

F 6-9 235 SR
Charlotte Amalie, St. Thomas



34 UROS PLAVSIC

C 7-0 240 FR
Smederevo, Serbia



35 TAESHON CHERRY

F 6-8 210 FR
El Cajon, CA



45 ZYLAN CHEATHAM

F 6-8 215 RS-SR
Phoenix, AZ