

2024 Sun Devil Baseball

GAME NOTES - UCLA

ARIZONA STATE

17-21 (7-11 Pac-12)

@ASU_Baseball

@TheSunDevils

WEEK TEN

April 19-21

6 p.m./2 p.m./1 p.m. AZT

Jackie Robinson Stadium

Los Angeles, Calif.

WATCH: UCLA Live Stream

LISTEN: KDUS 1060 AM

UCLA

13-21 (6-12 Pac-12)

@UCLABaseball

@UCLAathletics



ASU_BASEBALL



SUN DEVIL BASEBALL



ASU_BASEBALL

MEDIA RELATIONS CONTACT

Jeremy Hawkes

jrhawkes@asu.edu | C:520-403-0121 | O:480-965-9544

#10THINGS (Twitter-Friendly Notes)

- Ryan Campos has thrown out 12 of the last 21 runners attempting to steal on him after doing so on just 2 of the first 19 this season.
- The Sun Devils are 5th in the country in doubles (97) and 13th in doubles per game (2.55), leading the Pac-12 in both.
- Campos has 27 defensive assists on the season, tied for second among Pac-12 catchers. His 14 runners caught stealing leads the Pac-12.
- Connor Markl has given ASU 5.0 innings of work in five-straight starts with 5.0+ innings pitched - the first ASU pitcher to do so since Kyle Luckham in 2022 (7).
- In the last 14 games, Kien Vu leads ASU with a .452 average and a team-best 15 RBIs. His .833 SLG% is over .200 points higher than the closest hitter.
- This season, ASU has posted 30 innings with three or more runs scored with 18 different opponents where the team has scored four or more.
- The Sun Devils have trailed at some point in 30 of the team's last 38 victories dating back to the 2023 campaign.
- Despite having as many strikeouts as he had all last season (17), Ryan Campos still has the second-best K:BB ratio in the Pac-12 at 0.63.
- The Sun Devils have struck out double digit batters in 17 of 36 games. The total is notable as ASU had just 21 total games a season ago.
- Wyatt Halvorson has 42 strikeouts in just 27.0 innings, a 14.4 K/9 that is easily tops in the Pac-12 among pitchers with 20.0+ innings.

#BYTHENUMBERS

Ryan Campos in a ridiculous 117-of-127 (92.1%) career games with ASU overall. He has reached base in all but one game this season. Campos holds the 34th-highest active career batting average at .350, a tally that is 6th among D1 catchers and 7th among players with at least 400 career at-bats. His 18 doubles this season pace the Pac-12 and are tied for fifth in the country. His eight homers are eighth in the Pac-12, his 38 RBIs are sixth, his 37 runs are seventh and he is now up the 10th in the league with his .596 slugging and 1.020 OPS.

The 2024 Sun Devils had excelled in a pair of categories this season - recording double digit hits and striking out double digit batters. The team has recorded 10 or more hits in 23 of 38 games this season and is second in the Pac-12 with 369 total hits on the year. The pitching staff has struck out double-digit batters in 19 of 38 games, posting 10.3 strikeouts per nine innings this season - a total good for 25th in the country and tops in the Pac-12. It is also notable as the team struck out 10 or more batters in just 21 total games a season ago.

ASU pitchers have made a habit of escaping jams under pitching coach Sam Peraza, **stranding 1,248 baserunners over 151 games, an average of 8.3 stranded opponent runners per game.** ASU has stranded 315 in 38 games this season. The Sun Devil bullpen has allowed just 48 of 116 (41.4 percent) inherited runners to score this season, paced by Sean Fitzpatrick (three of 14 inherited runners scored), Ryan Schiefer (six of 19) and Hunter Omlid (four of 14). A key to that is relievers getting outs as soon as they enter the game. Fitzpatrick and Cole Carlson lead that pack, retiring the first batter they faced 14 times on 18 chances.

Extra base hits have been a specialty for the Sun Devils lately, and they now find themselves fifth in the nation with 97 doubles on the year. That total leads the Pac-12, as does Ryan Campos with his 18 doubles that also sit fifth in the nation to date. Jacob Tobias has 12, seventh in the league, while Brandon Compton and Harris Williams are ninth with 11. ASU is the only Pac-12 school with four players with double digit doubles this season. No other has more than two. ASU has at least one double in all but three games this season and multiple doubles in 26 of 38 games.

2024 SUN DEVIL BASEBALL SCHEDULE

Date	Opponent	Time/Score
Feb 16 (Fri)	Santa Clara^	W, 11-6
Feb 17 (Sat)	Santa Clara^	W, 14-13
Feb 18 (Sun)	Santa Clara^	L, 13-14
Feb 20 (Tue)	#24 Kansas State#	W, 9-6
Feb 22 (Thu)	Ohio State#	L, 4-11
Feb 23 (Fri)	Ohio State^	W, 14-4
Feb 24 (Sat)	Ohio State^	L, 4-13
Feb 25 (Sun)	Ohio State^	W, 10-8 (8)
Mar 1 (Fri)	#7 Texas A&M (Globe Life Tourney)	L, 0-4
Mar 2 (Sat)	#5 TCU (Globe Life Tourney)	L, 9-11
Mar 3 (Sun)	#7 Texas A&M (Globe Life Tourney)	L, 5-10
Mar 5 (Tue)	@ Texas-Arlington	W, 6-3
Mar 8 (Fri)	Oregon^	W, 5-4
Mar 9 (Sat)	Oregon^	L, 4-6
Mar 10 (Sun)	Oregon^	L, 5-8
Mar 12 (Tue)	New Mexico^	L, 4-6
Mar 15 (Fri)	@ Arizona^#	W, 3-2
Mar 16 (Sat)	@ Arizona^#	W, 4-0
Mar 17 (Sun)	@ Arizona^#	L, 3-14
Mar 19 (Tue)	Utah Valley^	W, 5-4
Mar 20 (Wed)	Utah Valley^	L, 5-7
Mar 22 (Fri)	@ Washington State^	L, 7-8
Mar 23 (Sat)	@ Washington State^	L, 2-3
Mar 24 (Sun)	@ Washington State^	L, 6-8
Mar 25 (Mon)	@ UNLV (Las Vegas Ballpark)	W, 10-9
Mar 28 (Thu)	California^	W, 14-8
Mar 29 (Fri)	California^	W, 10-9
Mar 30 (Sat)	California^	W, 9-6
Apr 2 (Tue)	Grand Canyon^	W, 9-8
Apr 5 (Fri)	@ #5 Oregon State^	L, 8-13
Apr 6 (Sat)	@ #5 Oregon State^	L, 1-9
Apr 7 (Sun)	@ #5 Oregon State^	L, 7-9
Apr 9 (Tue)	@ Grand Canyon	L, 3-5
Apr 12 (Fri)	Utah^	L, 0-10
Apr 13 (Sat)	Utah^	W, 8-3
Apr 14 (Sun)	Utah^	L, 5-11
Apr 16 (Tue)	@ Cal State Fullerton	W, 3-1
Apr 17 (Wed)	@ Cal State Fullerton	L, 4-14 (7)
Apr 19 (Fri)	@ UCLA^	6:00 PM
Apr 20 (Sat)	@ UCLA^	2:00 PM
Apr 21 (Sun)	@ UCLA^	1:00 PM
Apr 26 (Fri)	USC	6:30 PM
Apr 27 (Sat)	USC	6:30 PM
Apr 28 (Sun)	USC	1:00 PM
Apr 30 (Tue)	UC San Diego	6:30 PM
May 1 (Wed)	UC San Diego	6:30 PM
May 3 (Fri)	Washington	6:30 PM
May 4 (Sat)	Washington	6:30 PM
May 5 (Sun)	Washington	1:00 PM
May 7 (Tue)	Arizona	TBD
May 10 (Fri)	@ Stanford	6:05 PM
May 11 (Sat)	@ Stanford	2:05 PM
May 12 (Sun)	@ Stanford	1:05 PM
May 16 (Thu)	Texas Tech	6:30 PM
May 17 (Fri)	Texas Tech	6:30 PM
May 18 (Sat)	UNLV	6:30 PM
May 21 (Tue)	Pac-12 Tournament	All Day
May 22 (Wed)	Pac-12 Tournament	All Day
May 23 (Thu)	Pac-12 Tournament	All Day
May 24 (Fri)	Pac-12 Tournament	All Day
May 25 (Sat)	Pac-12 Tournament	7:00 PM

All times Arizona time
^ - Indicates a Pac-12 Conference game
- Indicates a Pac-12 Network Game
^ - Indicates a Pac-12 Live Stream Game

PROJECTED STARTERS

ASU	ERA	W-L	IP	SO	BB	Opp. Avg
LHP Ben Jacobs	5.67	3-2	33.1	48	19	.248
LHP Connor Markl	3.95	3-2	41.0	46	18	.248
TBD						
UCLA	ERA	W-L	IP	SO	BB	Opp. Avg
RHP Luke Jewett	4.99	1-3	48.2	41	22	.293
RHP Michael Burnett	4.69	3-1	48.0	34	15	.280
RHP Landon Stump	5.21	0-2	38.0	31	18	.295

Five-Time NCAA Champions (1965, 1967, 1969, 1977, 1981) | 22 College World Series Appearances | 21 Conference Championships

132 All-Americans | 14 National Players of the Year | 13 College Baseball Hall of Fame Members | 941 Letterwinners

473 Major League Baseball Draft Picks | 117 Major Leaguers | 52 Major League Baseball First-Round Draft Picks

2024 Sun Devil Baseball

QUICK FACTS/MEDIA INFORMATION

GENERAL INFORMATION

Location.....	Tempe, Ariz.
Founded.....	1885
Enrollment.....	145,000
Nickname.....	Sun Devils
School Colors.....	Maroon and Gold
Home Field.....	Phoenix Municipal Stadium
Capacity.....	5,300
Muni Dimensions.....	Lines: 333 (LF) 334 (RF) Alleys: 385 CF: 395
Surface.....	Grass
Affiliation.....	NCAA Div. I
Conference.....	Pac-12
President.....	Dr. Michael Crow
Interim Director of Athletics.....	James Rund
Athletic Dept. Phone.....	(480) 965-3482
Ticket Office Phone.....	(480) 727-0000
Athletics Department Address.....	
	Carson Student-Athlete Center
	500 East Veteran's Way
	P.O. Box 872505
	Tempe, AZ 85287-2505

PROGRAM HISTORY

First Year of Baseball.....	1907 (7-2)
Start of NCAA Baseball.....	1959 (28-18-1)
All-Time Record.....	3018-1566-8 (.660)*
Modern Era Record (Since Joining NCAA).....	2685-1222-4*
National Championships.....	5 (65, '67, '69, '77, '81)
Years in CWS/Last.....	22 (2010)*
All-Time CWS Record.....	61-38 (.616)*
NCAA Appearances/Last.....	41 (2021)*
NCAA Tournament Record.....	171-82 (.676)*
Best Record All-time.....	64-6 (.914) - 1972
Last All-Americans.....	2023 (1)
	Luke Keaschall (Collegiate Baseball, 2nd Team/Perfect Game, 3rd Team)

*- ASU vacated 44 wins, the Pac-10 title and the College World Series appearance from 2007. Records do not reflect the vacations.

COACHING STAFF

Head Coach.....	Willie Bloomquist (3rd Season)
Alma Mater.....	Arizona State (1999)
Career Record/Record at ASU (Years).....	75-76 (3rd Season)
Assistant Coach.....	Mike Goff (3rd Season)
Assistant Coach/Pitching/Recruiting.....	Sam Peraza (3rd Season)
Assistant Coach.....	Anthony Gilich (1st Season)
Director of Baseball Operations & Analytics.....	Dan Jaffe (2nd Season)
Director of Quality Control & Offensive Strategy.....	Brett Wallace (1st Season)
Director of Player Development.....	Sean McSheffery (1st Season)
Student Assistant Coach.....	Nolan Lebamoff (1st Season)
Strength & Conditioning.....	Ted Henson (2nd Season)
Athletic Trainer.....	Jesse Lowman (10th Season)
Dir. of Community Relations.....	Armando Flores (17th Season)

SPORTS INFORMATION

Baseball Contact.....	Jeremy Hawkes (8th Season) (BSB)/13th Season)
Office.....	480-965-9544
Cell.....	520-403-0121
E-Mail.....	jdhawkes@asu.edu
Director of Sports Information.....	Doug Tammaro
Email.....	tammaro@asu.edu

2023 RECAP

Overall Record.....	32-23
Conference record.....	16-13
Home record.....	22-9
Away record.....	9-13
Neutral site record.....	1-1
Postseason.....	Pac-12 Tournament (T-5th)
Final national finish.....	--
Conference finish.....	5th
Players Drafted.....	8

MEDIA INFORMATION

Credentials

All credential requests should be sent via email to Jeremy Hawkes (jdhawkes@asu.edu).

Interview Policy

Sun Devil Baseball's weekly media availability will vary week-to-week based on the season's schedule but primarily be based around the 30+ home games. Media Relations Director Jeremy Hawkes will reach out each week to confirm availability dates. Media planning to attend must contact Jeremy Hawkes (520-403-0121/jdhawkes@asu.edu) ahead of time and inform him of their plans or to be added to the distribution list.

Throughout the season's schedule, ASU will host postgame interviews in the Omaha Room after each game. Media members should request players at the beginning of the ninth inning. Please contact Jeremy Hawkes or a member of the media relations staff in the press box to coordinate those interviews. Media members who wish to schedule an interview outside of practice must contact Jeremy Hawkes.

Media members may request one-on-ones for feature/human interest stories postgame after any game.

Photography/Videography

Accommodations for B-Roll purposes at practice can be made through Jeremy Hawkes (jdhawkes@asu.edu). During games, credentials must be worn in plain view throughout the game and all photographers must adhere to painted lines and instructions given by security personnel and/or Arizona State staff members at all times. At no point during game action should a member of the media be on the field of play. Contact Jeremy Hawkes for any details regarding shooting game action.

Media Highlights Policy

Highlights: Includes Pac-12 Networks/ESPN/FOX network broadcasts (including affiliates such as ABC, ESPN, ESPN+, ESPN2, ESPNU, FOX, FS1 and CBS sublicensed telecasts), all home-hosted, non-televised competitions (including those that are live streamed) and any other sport events in which the Pac-12 controls the exhibition rights. Note: In all scenarios, the same highlight posted on multiple platforms counts once toward the per-event limit. Also, "ESPN" & "FOX" does not include conference networks (i.e., ACC Network, Big Ten Network, SEC Network or any conference "+")

No third-party organization may post competition footage of any Pac-12 game, non-conference home game or other contest for which the Pac-12 controls the media rights on its website without a license to the content from the Pac-12 Networks or its licensing partner (Veritone Licensing), with the exception of news window privileges described below. Alternatively, third parties are permitted to post video on their websites through the use of the Pac-12 Digital embeddable video player (embed code available at pac-12.com/videos), or @Pac12 or @Pac12Network Twitter, Pac-12 Facebook channel, Pac-12 Instagram (@Pac12Conference), Pac-12 TikTok or Pac-12 YouTube.

Please direct all licensing inquiries to licensing@pac-12.org for additional information.

2024 Media Coverage

The vast majority the Sun Devils games this season will be available to fans via the Pac-12 Network or the Pac-12 Live Stream online.

The Sun Devil Sports Radio Network is scheduled to broadcast over 40 Sun Devil Baseball games this season between KDUS AM 1060 and other affiliated radio stations. Fans can listen to the broadcasts on the radio or via the TuneIn app on thesundevils.com. Links to the streaming audio can be found on the online baseball schedule.

Tim Healey is set to serve his 27th season as the "Voice of the Sun Devils" on baseball broadcasts and will be joined for the seventh-straight season by color analyst Max Rossiter, who was an all-conference catcher for the Devils from 2012-13.

2024 Sun Devil Baseball

GAME NOTES/ROSTERS

LOS ANGELES -- Sun Devil Baseball continues its five-game road trek in the SoCal region this weekend with a three-game Pac-12 series at UCLA at Jackie Robinson Stadium beginning Friday, April 19. The final Pac-12 series in history between the two squads will get underway at 6 p.m. AZT on Friday, followed by a 2 p.m. first pitch on Saturday and concluding at 1 p.m. on Sunday.

FOLLOW THE ACTION

- All three tilts this weekend will be available through the UCLA Live Stream 2 at: <https://pac-12.com/live/ucla-2>
- All games this weekend are slated to be on the local airwaves on KDUS 1060 AM with Tim and Max Rossiter providing the highlights. All the radio calls from games can also be streamed online at: kdus1060.com/sundevils
- Fans are always encouraged to follow the Sun Devil Baseball team on social media for any program or schedule updates throughout the week on the Sun Devil Baseball Twitter account: @ASU_Baseball

LAST TIME OUT: UTAH/FULLERTON

- The Sun Devils dropped a tough Pac-12 series to Utah at Phoenix Muni last weekend, falling in the rubber match, before splitting its midweek series against Cal State Fullerton at Goodwin Stadium earlier this week.
- Utah starter Merit Jones had not given up more than three earned runs in a GAME this season over seven starts and 37.0 innings pitched. ASU tagged him for five in the first of the team's Saturday win. He entered the game with a 3.89 ERA. Jones had also only given up eighth doubles all season before allowing four to the Sun Devils.
- ASU led the Utah rubber match off with three straight homers from Ryan Campos, Kien Vu and Jacob Tobias. It was the first time ASU had gone back-to-back-to-back since Trevor Hauver, Spencer Torkelson and Hunter Bishop on April 12, 2019 against Oregon State.
- Since at least 1998 (as far back as quickly available records go), ASU not only had never led off a game with three homers, it had never recorded three home runs in the first inning of a game, period.
- Utah starter Colter McAnelly had only given up two homers all season in 25.1 innings pitched prior to his three to lead off the game. Unfortunately ASU struggled to get the bats going after that torrential opening in the 11-5 loss.
- ASU's Tuesday win over Fullerton was highlighted by true freshman starter Wyatt Halvorson, who struck out 13 batters in just five innings in ASU's 3-1 victory. Halvorson's seven consecutive strikeouts between the first and third innings were tied for the fourth-longest streak in ASU history.
- His 13 total strikeouts in the game were tied for the seventh-most at ASU since the 1998 season and the most since Adam Tulloch had 13 against San Francisco in 2022, though Tulloch accomplished the feat in seven innings. The last time a pitcher had more than 13 strikeouts in a game prior to Tulloch was Jake Borup (13) in 2010. Of the 15 pitchers since 1998 with 13+ strikeouts, Halvorson's 5.0 innings pitched were tied for the fewest with Jon Switzer against Southern Utah in 2001.
- The effort gives Halvorson 42 strikeouts in just 27.0 innings this season, good for 14th in the Pac-12 while his 14.00 K/9 is tops among pitchers with at least 20 innings pitched.

ON DECK: UCLA

- ASU leads the all-time series against the Bruins, 122-85 though UCLA has had the upper hand in recent years in winning six of the last eight series against the Sun Devils, accruing a 16-8 record over that time.
- ASU took two-of-three from the Bruins in Tempe last season, but UCLA swept ASU in the two matchups prior. UCLA last dropped a home series to ASU in 2016, winning each of the last two sets between the two teams in Los Angeles (they did not meet in 2020 due to COVID).
- UCLA is 13-21 overall on the season, including a 3-6 mark thus far in April. The Bruins are 4-4 in midweek contests, with wins against Nevada, Long Beach State, UC Santa Barbara, and LMU. The Bruins are 11-7 so far this season at home. UCLA is 6-12 in Pac-12 play, taking weekend series against Washington State and USC.
- The Bruins enter the weekend with a plus-17 walk differential (162 drawn, 145 issued).
- UCLA has an 82% success rate on stolen bases so far this year (32-39).
- Duce Gourson had a 22-game reached-base streak snapped Apr. 9... he's reached in 30 of 33 games so far this year.
- UCLA has started multiple players at all nine defensive positions (plus DH).

GOING CAMP-ING

- Ryan Campos entered the season as D1Baseball's 10th-ranked catcher in the country and No. 95 collegiate prospect for the 2024 MLB Draft. He was named to the Preseason All-Pac-12 team, as voted on by the league's coaches.
- Campos has the 34th-best active career batting average (.352) - fifth among the nation's catchers and seventh among players with at least 400 career at-bats (477).
- Campos has reached base in a ridiculous 117-of-127 (92.1%) career games with the Sun Devils overall. He had a 40-game reached base streak dating back to 2023 snapped at Oregon State but has, regardless, reached base in 37 of 38 games for ASU this season.
- Campos currently paces the Pac-12 with 18 doubles this season - a tally good for fifth in the country. His eight homers are eighth in the league as well.
- His 38 RBIs this season are tops on the team and 7th in the Pac-12. His 15 two-out RBI are also the most on the squad.
- After an uncharacteristically low Sub-.300 average for the majority of the season, Campos will have his first weekend of the year where he comes in batting over the mark after his recent hot stretch. Campos is up to .308 on the year, second on the team among eligible hitters.
- Among those eligible batters, his .424 OBP is also tops on the squad, thanks in large part to his team-leading 27 walks - a total good for fourth in the Pac-12.
- In fact, despite already having as many strikeouts as he had in all of last season (17), Campos still has more walks and his 0.63 strikeout-to-walk ratio in second in the Pac-12. He has also struck out just twice in the last 19 games after having 15 in the first 19.
- He easily leads the team in productive outs, advancing runners with an out 22 times - nine more than any of his teammates. His .288 ISO Power mark (Slugging - Average) is eighth in the Pac-12 while he is 10th in overall slugging at .596.
- His 38 runs scored also pace the team and are good for third in the Pac-12.
- Campos has been exceptional behind the plate as well, throwing out 12 of the last 21 baserunners attempting to steal on him after posting just a 2-for-19 tally to start the year. His 27 defensive assists this season are tied for second among Pac-12 catchers.
- The junior had his first multi-homer game against Santa Clara in the finale, also posting a career-best five RBIs. He added another multi-homer game against Oregon.
- Campos reached base in all but two games last season. The two games he did not reach base was once during opening weekend and the first game after he returned from an 11-game injury absence.
- Had a team-best 31-game reached base streak at one point in last season and showed off plenty of extra pop in the bat, recording eight homers, seven doubles and a triple.
- Campos was named to the Golden Spikes Award Midseason Watch List and also tabbed as the Pac-12 Player of the Week after the Washington State series during his sophomore campaign.
- In 44 games, Campos smacked .388 with 16 extra-base hits including eight home runs...He walked 35 times and struck out on a mere 17 occurrences.
- Campos' 35 earned free passes were 15th in the league, yet because of his midseason injury, he had the fewest games played of anyone in the top 50 in the category.
- His .388 average was third in the Conference of Champions and his .503 OBP was tops in the league.
- ASU's most reliable presence over the last two seasons, Campos earned his first recognition to the All-Pac-12 First Team last season as a sophomore after picking up an honorable mention honor as a freshman, also earning Freshman All-America honors that season as well.
- Campos was named the Jim Brock Mr. Sun Devil at the squad's end-of-season awards banquet at the end of the regular season last year...Named for the legendary and late Dr. Jim Brock, the award is presented to the student-athlete who best exemplifies the attitude and character expected of a Sun Devil Baseball Player.
- For his elite efforts behind the plate, Campos was named as a Buster Posey National Collegiate Catcher of the Year Semifinalist.

JACOB'S LADDER

- Jacob Tobias earned Preseason Pac-12 All-Pac-12 recognition after he took his game to the next level last season, finishing with a .317 average and starting 54 games - the majority coming at first base.
- Tobias is second on the team in batting .308 on the season with 17 RBIs, 12 doubles and seven homers. He has a .329 average in Pac-12 games this year, good for 18th in the league.
- His 12 doubles are tied for 7th in the Pac-12 this season and give him 31 for his ASU career. His seven homers are 12th in the league and give him 24 in his career.
- The junior posted his first career five-hit game in the finale against Arizona and added a four-hit game against Utah.
- Tobias was named by D1Baseball as the No. 44 first baseman in the country entering this season.

NUMERICAL QUICK ROSTER

No.	Name	Pos	Yr.	B/T
2	Mendoza, Ethan	INF	FR	R/R
3	McLain, Nick	OF	R-SO	S/L
4	Ryan, Jax	INF	FR	R/R
5	Newman, Trey	C	SR	R/R
6	Contrades, Nu'u	INF	SO	R/R
7	Lance, Eamonn	INF	GR	R/R
8	Ondina, Steven	INF	SR	R/R
9	Karstetter, Kevin	INF	SR	R/R
10	Fryman, Bennett	LHP	FR	L/L
11	Vu, Kien	OF	SO	L/L
12	Williams, Harris	OF	GR	L/R
13	Meyer, Tyler	RHP	R-SO	R/R
14	Carlton, Cole	LHP	FR	L/L
15	Burns, Thomas	RHP	FR	R/R
17	Campos, Ryan	C	JR	L/R
18	Tobias, Jacob	INF	JR	L/R
21	Cromwick, Josiah	C	SR	R/R
22	Jacobs, Ben	LHP	SO	L/L
24	Jackson, Isaiah	OF	SO	L/R
25	Barnes, Bradyn	LHP	FR	L/L
27	Compton, Brandon	OF	R-FR	L/L
29	Belardes, Alec	RHP	FR	R/R
31	Omlid, Hunter	RHP	GR	R/R
32	Demera, Mario	INF	SR	R/R
35	Butler, Josh	RHP	FR	R/R
36	Halvorson, Wyatt	RHP	FR	R/R
38	Fitzpatrick, Sean	LHP	SO	L/L
40	Giblin, Jonah	RHP	R-JR	R/R
41	Cornelius, Matt	LHP	JR	R/L
43	Kroepel, Ryan	INF	FR	L/R
44	Tieding, Matthew	RHP	SR	R/R
45	Eddy, Brok	RHP	FR	R/R
47	Lettow, Rohan	RHP	FR	R/R
49	Alba, Jaden	RHP	FR	R/R
50	Briggs, Brody	C	FR	L/R
51	Behrens, Adam	RHP	FR	L/R
52	Markl, Connor	LHP	SR	L/L
54	Schiefer, Ryan	RHP	JR	R/R

ALPHABETICAL QUICK ROSTER

No.	Name	Pos.	Yr.	B/T
49	Alba, Jaden	RHP	FR	R/R
25	Barnes, Bradyn	LHP	FR	L/L
51	Behrens, Adam	RHP	FR	L/R
29	Belardes, Alec	RHP	FR	R/R
50	Briggs, Brody	C	FR	L/R
15	Burns, Thomas	RHP	FR	R/R
35	Butler, Josh	RHP	FR	R/R
17	Campos, Ryan	C	JR	L/R
14	Carlton, Cole	LHP	FR	L/L
27	Compton, Brandon	OF	R-FR	L/L
6	Contrades, Nu'u	INF	SO	R/R
41	Cornelius, Matt	LHP	JR	R/L
21	Cromwick, Josiah	C	SR	R/R
32	Demera, Mario	INF	SR	R/R
45	Eddy, Brok	RHP	FR	R/R
38	Fitzpatrick, Sean	LHP	SO	L/L
10	Fryman, Bennett	LHP	FR	L/L
40	Giblin, Jonah	RHP	R-JR	R/R
36	Halvorson, Wyatt	RHP	FR	R/R
24	Jackson, Isaiah	OF	SO	L/R
22	Jacobs, Ben	LHP	SO	L/L
9	Karstetter, Kevin	INF	SR	R/R
43	Kroepel, Ryan	INF	FR	L/R
7	Lance, Eamonn	INF	GR	R/R
47	Lettow, Rohan	RHP	FR	R/R
52	Markl, Connor	LHP	SR	L/L
3	McLain, Nick	OF	R-SO	S/L
2	Mendoza, Ethan	INF	FR	R/R
13	Meyer, Tyler	RHP	R-SO	R/R
5	Newman, Trey	C	SR	R/R
31	Omlid, Hunter	RHP	GR	R/R
8	Ondina, Steven	INF	SR	R/R
4	Ryan, Jax	INF	FR	R/R
54	Schiefer, Ryan	RHP	JR	R/R
44	Tieding, Matthew	RHP	SR	R/R
18	Tobias, Jacob	INF	JR	L/R
11	Vu, Kien	OF	SO	L/L
12	Williams, Harris	OF	GR	L/R

2024 Sun Devil Baseball

GAME NOTES

- Last season, he slugged .546 with 10 homers, nine doubles and leading the team with four triples en route to a 59 RBI season - good for ninth in the Pac-12 though the eight players in front of him benefited from postseason action
- Tobias was deadly the second time through the order with 22 of those RBIs coming in the fourth or fifth innings when he saw a starter for the second or third time - batting 23-of-50 (.460) with 22 RBIs, three homers and over a .500 OBP in those two innings.
- As a sophomore, he recorded an RBI in 12 of the last 18 games of the season and 33 games overall. He has an RBI in three of four games thus far this season.
- Tobias was 7-of-9 on the season when the bases were loaded and brought a runner home from third with less than two outs 75 percent of the time (15-of-20).
- Tobias earned Pac-12 Honorable Mention accolades last season as he took his game to the next level, finishing with a .317 average and starting 54 games - the majority coming at first base.
- Tobias was named a Freshman All-American in 2022. His 12 bases (two homers, two doubles) against Utah in the series finale are tied for the most by a Pac-12 player in a game. His seven homers this year were tied for eighth in ASU freshman history.

ACTION JACKSON

- After a solid freshman showing Isaiah Jackson has shown continued exceptional defensive skills while adding 23 RBIs - fourth on the team - and six homers.
- Jackson's 23 RBIs are notable as he had just 28 total through the entirety of the his freshman season.
- Jackson has been second on the team in productive outs, advancing runners with an out 13 times.
- Jackson homered in the first two games of the season, as did teammate Jacob Tobias, joining a small list of Sun Devils to do so since 1998, including Spencer Torkelson (2020), Riccio Torrez (2011) and Jason Kipnis (2008).
- His three-hit game in the opener gave him more hits in five at-bats than he had through his first seven games last season.

BIG MAC

- Nick McLain missed the start of the 2024 campaign for the seconds-straight season due to having his other hamate bone removed but made quite the splash in his debut during the team's trip to Texas.
- After struggling following his return from that surgery, Nick McLain had a monster eight-game stretch between the Washington State and Cal weekends, batting a team-best .438 (14-of-32) with eight extra base hits for a .906 slugging percentage, leading the team with 16 RBIs - five more than any other player. He has three homers, four doubles and a triple in the stretch.
- McLain has already drawn 23 walks this year - 11th in the Pac-12 despite missing eight games - a large part of his .397 OBP despite his .243 average on the year.
- He has brought the runner home from third with less than two outs 10 times this season - leading the team despite missing eight games.
- Defensively, McLain is 35th in the country in defensive runs saved on fly balls at 3.45.
- McLain bat .313 in Texas in his return from the surgery (5-of-16) and a .421 OBP with five RBIs in four games - including essentially carrying the team on his back with his four RBI effort against UT Arlington that included a two-RBI single to tie the game at 2-2 in the fifth and then a go-ahead two-RBI double in the seventh to put ASU on top for good in the victory.
- McLain also missed the first half of the season last year after a sustaining a hamate injury the week prior to the season and wasted no time catching up on the lost time.
- McLain earned Pac-12 All-Conference Honorable Mention despite appearing in just 23 games, posting a .298 average and reached base at a .391 clip while slugging .649 behind eight homers, two triples and five doubles, recording over an RBI per game with 24 on the season, recording eight multi-RBI games.
- He enters this season as D1Baseball No. 53 collegiate prospect for the 2024 MLB Draft.
- He 3-for-6 with four RBIs - including a two-run insurance missile in the ninth - in his collegiate debut, a road win over Grand Canyon.
- McLain tarted his collegiate career with an 11-game hit streak - the longest streak to start a career for an ASU freshman since at least the 1998, as far back as easily found records can be accessed - and had hits in 14 of his first 15 games as a Sun Devil
- He also recorded five outfield assists on the year in his limited action.
- McLain showed the clutch gene through out the season, batting .400 in the 8th inning or later of games, posting four homers and eight RBIs in the process.

LEAVING HIS MARK-L

- Connor Markl has put together a solid five-weekend stretch when ASU has needed in most, which included posting consecutive quality starts for the first time since Tyler Meyer in March of 2022.
- Markl has gone at least 5.0 innings in each of his last five starts, eating up valuable innings while ASU battles with injuries on the mound. It is the first time in his career going 5.0+ innings in five straight games and the first for an ASU pitcher since Kyle Luckham had seven straight games in 2022.
- Markl was named the Pac-12 Pitcher of the Week following the Arizona series, ASU's first pitcher of the week since March of 2022 as well, for his efforts in one-hitting the Wildcats.
- In his two quality starts against Arizona and Washington State, Markl had a 1.42 ERA over 12.2 innings with 14 strikeouts to four walks, holding opponents to a .186 average against.
- He matched his career high in innings pitched with his 6.0 against Arizona and then topped it with his 6.2-inning effort against Washington State. It marked the first time in his career that he had posted back-to-back 6.0 inning efforts
- Markl has a 3.95 overall ERA, which is ninth among Pac-12 pitchers with at least eight starts. His 25.7 strikeout percentage is eighth among Pac-12 pitchers and his 15.6 K:BB percentage is 11th among pitchers in the league.

NOT THEIR FIRST RODEO

- While the names and faces of Harris Williams, Kevin Karstetter, Mario Demera, Eamonn Lance and Steven Ondina are new to Sun Devil fans, the trio bring no shortage of career experience and that has been in full display this season
- The five players had combined to play in 681 career games before setting foot on ASU's campus.
- Williams, a USF transfer who ranks in the Top-40 among all active Division I players in career games played (201), is batting .284 on the season - fourth on the team.
- Williams was responsible for the team's walk-off two-RBI double is ASU's home win GCU, ready when his number was called after not starting and not entering the game until the seventh inning as a pinch hitter and defensive replacement.
- Williams is fourth on the team with 10 multi-hit games. His 11 doubles are ninth in the league.
- The super-duper senior has advanced baserunners at a .531 clip, doing so on 34-of-64 chances. He has gotten the job done as the leadoff batter as well, reaching on 24-of-59 chances while leading off an inning (.407).
- Williams has brought the runner home from third with less than two outs 9 times and has been solid with runners in scoring position, batting .344 (11-of-32).
- After having to be left out of the lineup for a couple weeks while dealing with some health complications, Kevin Karstetter has made his return in a big way over the last six games. Karstetter's .364 average with runners in scoring position (8-of-22) is third on the team while he has also been among the team's best hitters with two uts at a .323 clip (10-of-31).
- His .409 OBP this year is third among all players.

- Steven Ondina has put up a solid .270 average this season with five stolen bases while making several highlight reel plays at shortstop en route to a team-best 70 defensive assists this year.
- Demera has seen an uptick in playing time and has been pivotal in filling the void at third-base with Nu'u Contrades' season-ending injury. He was responsible for the go-ahead grand slam in the fifth inning of ASU's series-clinching win over Cal. It was his the first home run as a Sun Devil and also the first home run given up by Cal reliever Tyler Stasiowski this season. It was the first he had allowed since March 7, 2023 against Villanova, ending a streak of 29 straight appearances and 43.0 innings without allowing a long ball.
- It was Demera's first homer since April 22 of last year against San Diego and just his sixth career homer over three-plus seasons and over 130 games played with over 450 at-bats.
- Eamonn Lance hasn't cared if its a start or a pinch hit as he has posted a .353 average in his last 11 appearances. Lance has three homers in that stretch and seven RBIs, posting a .680 slugging percentage. He was the only player to record an RBI in all three games against Oregon State, doing so twice as a pinch hitter - including breaking up a shutout in the ninth inning on Saturday's game with a solo home run.

STRAIGHT OUTTA COMPTON

- Redshirt freshman Brandon Compton was recruited to ASU as a pitcher out of high school, but Tommy John surgery sidelined him his true frosh year, instead allowing him to focus on his bat - and focus he did.
- The youngster leads the team with his .317 average this season, good for 18th in the Pac-12. His .421 average on balls in play is ninth in the Pac-12. His .372 mark (16-of-43) with runners in scoring position is second on the team.
- His 30 RBIs are second on the team and 15th in the Pac-12 and his 14 two-out RBIs are second on the team.
- Compton is ninth in the Pac-12 with 11 doubles this year and 12 with seven homers. His .981 OPS is second on the squad and 11th in the Pac-12 while his .288 ISO Slugging (Slugging Minus Average) is eighth in the Pac-12
- He was responsible for the go-ahead grand slam in the series finale against Ohio State that proved to be the difference in the 10-8 ballgame. He also had a huge game-tying RBI single in the eighth inning of ASU's eventual walk-off win over Oregon. He had the go-ahead two-run homer against Utah Valley as well.
- Compton had a productive Summer Ball campaign in the Northwoods League for the Duluth Huskies this past summer, making the league All-Star game and was the league leader in RBIs with 71 while slashing .320/.423/.563, recording 17 doubles and 13 homers across 60 games and 231 ABs

NO DOZE-ING OFF

- Ethan Mendoza has quietly put together quite the start to his collegiate career, posting a .268 average and earning the team's walk-off fielder's choice against Oregon and following that with a go-ahead two-RBI single in the ninth inning of the team's Friday-night victory over Arizona.
- Mendoza is third on the team with 11 runners advanced with an out this season.
- The freshman recorded a 4-for-4 effort in the second game against Washington State despite only seeing five pitches in the contest.
- His 11 hits with runners in scoring position are fourth on the team.
- Mendoza was the only Sun Devil to record hits in all four games in Texas.
- Mendoza was the only Sun Devil to record a hit against No. 7 Texas A&M in the first game of the Globe Life Series, in fact recording the only two hits in the shutout loss.

ALL ABOUT THE BENJAMINS

- Ben Jacobs has quietly put together an impressive season for ASU and done so in a number of roles, making four starts while coming out of the pen 10 times.
- Jacobs has a team-best 48 strikeouts this season over just 33.1 innings.
- The 48 strikeouts are seventh-best in the league but his 12.96 K/9 is tops in the league among players with at least 30 innings pitched this year.
- Jacobs' only struggle has been keeping the ball in the park with nine of his 31 total hits allowed this year being homers and accounting for 13 runs of his 21 total earned runs allowed.
- Jacobs has been especially deadly against lefties, holding left-handed batters to just a .170 average on 8-of-47 batting this year.

ENJOY THE VU

- No player has been swinging a better bat over the last month for the Sun Devils than Kien Vu.
- Over the last 14 games since his start against UNLV, he leads the team with a .452 average with four homers, four doubles and a team-best 15 RBIs. His .833 slugging percentage is over .200 points higher than the next closest eligible hitter on the team.
- Overall on the season, Vu has a .431 average over 27 games and 15 starts. His 21 RBIs are fifth on the squad despite have 38 less at-bats than the next closest player ahead of him on that list.
- His .754 slugging percentage (four homers, seven doubles, one triple) is easily tops on the team while he also leads the squad with eight stolen bases on a perfect 8-for-8 on his attempts. He is reaching base at a .493 clip on the year.

GRABBING THE BULL-PEN BY THE HORNS

- The Sun Devil bullpen has made a habit of escaping jams under pitching coach Sam Peraza, stranding 1,248 baserunners over 151 games, an average of 8.3 stranded opponent runners per game. ASU has stranded 315 in 38 games this season.
- Ryan Schiefer has a 3.60 ERA over 30.0 innings and 15 appearances - all out of the pen - holding opponents to a .192 average overall. Schiefer has given up just 20 total hits on the season. He is tied for the team lead with two saves this season and leads the team in stranding 13 inherited runners on the year, allowing just 6-of-19 to score.
- Hunter Onild has come on strong of late in 15 relief appearances, posting a 4.22 ERA and holding opponents to just a .197 average against. He has stranded 10 of his 14 inherited runners on the year. His 11 total strikeouts against Utah Valley were his most at the Division I level, trailing only a 12-strikeout game while at Central Arizona in 2021. It was the most strikeouts for an ASU relief pitcher since Tyler Thornton struck out 11 in 7.0 innings against Rhode Island on April 30, 2021.
- ASU relief pitchers have inherited 116 baserunners this season, of which only 48 have scored (41.4). Ryan Schiefer, Matt Cornelius and Matt Tieding all inherited the bases loaded against #24 Kansas State when they entered the game and all got inning-inning strikeouts.
- Scheifer paces the category, stranding 13 of his 19 inherited runners, Sean Fitzpatrick has done so on 3-of-14 and Hunter Onild on 4-of-14.
- Recording the first out when coming into the game out of the pen has been a highlight for several bullpen members, with Cole Carlon and Sean Fitzpatrick leading the way in retiring 14 of the 18 first batters they have faced when entering the game out of the pen.
- ASU's 17 strikeouts against Ohio State AND Cal State Fullerton are the most by a Pac-12 team this season. ASU is also one of just two teams in the league to one-hit an opponent this year.
- Last season, the bullpen posted a 5.62 ERA with 22-7 record in decisions and 11 saves. The squad had 234 strikeouts to 130 walks (over 274.0 innings) and held opponents to .270 batting. While not entirely electric, it was a marked improvement from previous season where the 2022 Sun Devil bullpen had a 6.71 ERA for the season with a 13-19 record in decisions with 231 strikeouts to 170 walks (over 271.0 innings) and a .299 average against.

HEADED TO THE GAP

- The Sun Devils are tops in the Pac-12 and third in the country with 97 doubles this year in 38 games and the

2.55 doubles per game are 13th in the nation.

- 14 different Sun Devils have multiple doubles this season - the most of any school in the Pac-12.
- Ryan Campos is the Pac-12 leader with 18 doubles this year - a tally good for 6th nationally. Jacob Tobias is seventh in the league with 12 and Brandon Compto and Harris Williams are ninth in the league with 11. ASU is the only Pac-12 school with four players with double digit doubles this season. No other has more than two.
- ASU has multiple doubles in 26 games this season and at least one double in 35 of 38 games.
- The team needs just 20 to crack into the Top-10 of ASU team's since 1998 in the category (127).
- ASU got a slow start in the doubles category last season but came alive in the second half of the year. After having just 13 in the first 11 of the season, ASU finished with 108 to find itself in the Top-100 prior to the NCAA Tourney after being ranked as low as 232 through the first month of the season.
- The team recorded a double in 45 of 55 games overall with multiple doubles in 26 of those.
- Luke Keaschall finished seventh second in the entire country with 25 doubles.
- The Sun Devils recorded 134 doubles in 2022, good for 19th in the nation and third in the Pac-12. The 127 doubles during the regular season were the most for a Sun Devil team in the REGULAR SEASON in the BBCOR era (since 2011) and tied for the fifth-most in a regular season since 1998.
- ASU had at least one double in all but six games in 2022 and multiple doubles in 36 of 58 games.

CHICKS DIG THE LONG BALL

- ASU is currently fourth in the Pac-12 and Top-75 in college baseball this season with 417 home runs, despite not hitting a single one in its four games in Texas or in its series at Arizona. In fact, Nick McLain's homer in the final game against Washington State was ASU's first homer hit away from Phoenix Muni this season. ASU added three more of those against UNLV.
- ASU homered once in each of the three games against Oregon State, notable as the Beavers had allowed just 10 homers all season entering the weekend and just five total at Goss Stadium.
- The Sun Devils had eight homers in the Oregon series. Unfortunately, all came of the solo variety.
- The Sun Devils continue looking for the big hit with runners on base as ASU now has 28 solo homers on its 47 this season. Of the team's 28 solo homers, however, 14 were of the leadoff variety and didn't give anyone a chance to be on base while four others came as part of back-to-back homers and thus, the same principle.
- Clutch homers have increased recently though, with 10 of ASU's 23 homers in the last 20 games coming with two outs.
- Eight different Sun Devils have multiple homers and 11 players have homered overall.
- The Sun Devils hit 19 more homers during the 2023 season than it did the prior year. 12 different players logged a home run last season for ASU and 10 had multiple home runs
- Last season, ASU had eight different players with at least six homers - more than any other team in the Pac-12.
- The Sun Devils had seven players with at least seven homers last year - two more than any other team at ASU has had since at least the 1998 season. ASU had five players with at least seven homers in 2022, tied for the second-most at ASU since 1998.
- ASU's 83 homers were 56th in the country prior to the NCAA Tournament.
- The better news was ASU finally started the get pumps with runners on base. 37 of the team's last 66 Sun Devil home runs last year came with runners on base after 14 of the first 17 this season were solo shots. Of the 26 solo shots, 17 were leadoff homers and thus not given the opportunity to happen with runners on base.
- The timing of the home runs improved immensely over the second half of the 2022 season as well. On 24 of the final 37 homers on the year, ASU had at least one runner on base. That was notable as ASU had runners on base just eight times on the teams first 27 homers.
- Of the nine position players with at least 30 starts in 2022, all nine had multiple home runs. ASU had ten total players with multiple homers.

COMING IN HOT

- This season, ASU has now posted 30+ run innings and 18+ run innings. ASU has six innings with 5+ runs.
- The Sun Devils thrived in the big innings a year, 12 times recording five or more runs in an inning. The team recorded 51 innings with three or more runs scored.
- ASU has recorded 10 or more hits in 23 of 38 games this season.
- ASU has scored 73 runs in the 7-9th innings this season, and has scored 38 runs in the seventh inning of games alone.
- ASU is batting .313 in the seventh inning of games, recording 15 extra base-hits in the process.
- The team posted 52 runs in the eighth inning of games last season, just under a run per game. The team bat .326 in the eighth inning of games with a .526 slugging percentage. The squad had 25 home runs total in innings 7-9 - easily surpassing its total of 17 from the previous season.

HOLD ON TO YOUR SEATS

- ASU did its part to shake off some of that bad mojo from the 2022 in close games last year, winning seven one-run games (going 7-3 after going just 1-7 in such games in 2022) and 18-9 in games decided by three runs or less - a category ASU was 14-16 in in 2022.
- This season, ASU is 12-12 in games decided by three runs or less. The team is 7-3 in one-run games but oddly gone an unsightly 2-7 in two-run games. ASU's seven wins in one run games already matches last season's total and is the most since the team had nine in the 2017 season.
- The walk-off win against GCU was ASU's fourth this season as a result of a ninth-inning lead change, with walk-offs against Oregon and GCU and ninth-inning go-ahead runs on the road against Arizona and UNLV.
- It was the third time ASU has won a game this year when trailing after eight innings - already matching its most since the 2017 season - and fourth when trailing OR tied after 8 (achieved in 2017 and 2021). The team had five wins when trailing or tied after eight in 2016 and nine in 2015. However, should ASU win another game in which it trails after eight innings, it would be the most since the team had five such victories in 2006.
- ASU trailed at one point in 30 of its last 38 victories dating back to last season and all but four of its wins this season, which includes the last two (vs. Utah, at Fullerton).
- Last season, ASU was incredibly efficient at closing games out, going 24-4 when leading after six, 27-1 when leading after seven and 29-0 when leading after eight. This season ASU is 13-2 when leading after six, 13-2 after seven and 12-1 after eight. The loss of a ninth-inning lead in the second game against Oregon marked the first time ASU had lost a game when leading after eight innings since Feb. 25, 2022 against BYU (led 4-2, lost 6-5). The Sun Devils had won 56 consecutive games when leading after eight innings prior to that.
- ASU has gone ahead in the ninth inning of three games this season, walking off Oregon, and taking road ninth-inning leads at Arizona and at UNLV.
- In two-plus seasons under Willie Bloomquist, the Sun Devils have shown that no opponent lead is safe, showing off plenty of grit in erasing multi-run deficits. ASU had nine wins last season when trailing by at least three runs at some point in the game and four of those by at least five.
- ASU has five wins this season when trailing by three or more.
- In 2022, the seven-run deficit overcome by the Sun Devils to defeat and take the series from Cal was the most since March 3, 2000 against Arizona.
- ASU doubled down at that last season with the victories over North Dakota State and GCU, overcoming a 7-0 deficit in both (and 9-2 in entering the eighth against GCU) for victories in both.
- Three times in 2022, ASU rallied from a deficit of five or more runs to tie or win the game - the first time that had happened since 2010 (also 3). ASU surpassed that and won four games last season in which it trailed by five runs.
- The Sun Devils have two such games this season, adding their ninth game under Bloomquist to that tally coming back from a 7-1 deficit against UNLV on Monday, improving to 7-2 in games that featured a five-run comeback at some point under Bloomquist..

DO I KNOW YOU?

- The Sun Devils welcome an incredible 27 new faces to the roster in 2023. The class features D1Baseball's No. 23 freshman group in the country and the No. 25 transfer class, a year removed from posting the No. 2 transfer class in the nation.
- The roster will feature 11 freshman arms, an incredible tally considering the 2022 team didn't have a single freshman arm on the roster.
- Thomas Burns is slated to become the first true freshman pitcher to start on opening night since the 2006 season when Ike Davis did it.
- The team will feature two new middle infielders for the second consecutive season after having at least one returner up the middle from 2018-22.
- Harris Williams, an All-WCC player at San Francisco last season, was the only transfer player named to the Preseason All-Pac-12 team as voted upon by the league's coaches.
- The Sun Devils added another pair of All-WCC players in USF's Mario Demera and Santa Clara's Eamonn Lance.
- In addition to the guys playing on the field, the team also welcomed a slew of new faces on the coaching and support staff, highlighted by former Central Arizona College head coach Anthony Gilich as the team's third paid assistant, taking advantage of new NCAA legislation allowing for there to be a third coach. Sun Devil legend Brett Wallace also joined the staff as the Director of Quality Control and Offensive Strategy.

THE BURN(S) UNIT

- Thomas Burns became the first true freshman to start on the mound for the Sun Devils on Opening Night since Ike Davis in 2006.
- The youngster was electric in his debut, allowing just a single hit in his 5.0 innings and one run en route to earning his first career win. Burns struck out seven and walked just one batter in the effort.
- Burns tossed a career-best 7.0 innings in ASU's Friday night victory over Arizona, allowing just one run for ASU's first quality start of the season.
- Burns has been sidelined with shoulder inflammation the last three weekends.
- 11 of the 16 runs scored against him this season have come by way home runs, coming off five solo homers, a three-run shot against Texas A&M, and three by way of homer against Washington State (a two-run shot of his own and an inherited runner scoring on another pitcher's home run allowed).
- In fact, he has only given up 23 hits on the year, of which seven have left the ballpark.
- Right-handed hitters are 10-for-55 (.182) against Burns this season while he has allowed just a .213 average against overall - ninth-lowest in the Pac-12 prior to his injury - adding 39 strikeouts in just 30.1 innings.
- Burns has been at his best with runners on the basepath with teams batting just .130 (6-of-46) against him with runners.
- Prior to his injury, he had stranded 89.6 percent of his baserunners this season - the 14th-highest tally of any eligible pitcher in the country this year and tops in the Pac-12.
- Prior to his recent absence, Burns was seventh in the Pac-12 in hits allowed per nine innings (6.82) and third in the Pac-12 in strikeouts per nine innings (11.57). He had struck out 28.5 percent of the batters he has faced this year, a tally good for sixth in the Pac-12.

WHO'S THE NU'U GUY

- Nu'u Contrades entered the season as a Preseason All-Pac-12 selection and as D1Baseball's No. 46 third baseman in the country.
- The sophomore is reaching base at a .346 clip - striking out just twice in his first 21 ABs appearances, an area he struggled in last season, though he has missed action lately with a lingering back injury.
- The ASU third baseman bat .309 with 20 extra base hits (eight homers, two triples, 10 doubles), recording 40 RBIs
- The .309 average was in the Top-5 for freshmen in the Pac-12 last season and Top-50 among all freshmen in the country..The rally at the dish came despite the youngster still sitting below the Mendoza line as of March 7
- He obliterated the University of Arizona in the three-game series in Tempe, where he was 7-14 (.500) with eight RBI, three runs scored..He plated the winning run in Saturday's series-securing victory and scored it in the series finale Sunday and was named the Pac-12 Player of the Week in the process. He led the team with 10 RBIs (of 31 total for the week for ASU) with a .947 slugging percentage while batting .474 on 9-of-19 hitting in four total games that week
- Honored as the team's Bobby Winkles Award winner as a true freshman, Nu'u Contrades found himself at home in the valley as he earned All-Pac-12 honorable mention honors as an infielder.
- Had a productive Summer Ball campaign in the Northwoods League for the Duluth Huskies, making the league All-Star game and was the league leader in RBIs with 71 while slashing .320/.423/.563, recording 17 doubles and 13 homers across 60 games and 231 ABs

PRESEASON ACCOLADES

- The Sun Devils had five position players honored by the Pac-12 Coaches in being selected to the Pac-12 Preseason All-Conference team last week in Ryan Campos, Jacob Tobias, Nu'u Contrades, Nick McLain and Harris Williams
- The five selections were two more position players than any other team in the league.
- Williams was the only transfer recognized on the Preseason All-Pac-12 team by the coaches.
- Nick McLain was tabbed by D1Baseball at the No. 53 collegiate prospect in the 2024 MLB Draft with Ryan Campos checking in at No. 95. Isaiah Jackson was dubbed the No. 17 collegiate prospect for the 2025 MLB Draft by the outlet and Nu'u Contrades as the No. 52 prospect.
- The Sun Devils brought in the No. 25 transfer class in the nation, according to D1Baseball, highlighted by San Francisco All-WCC competitors Harris Williams and Mario Demera, Santa Clara's All-WCC Eamonn Lance and highly touted junior college transfer Kevin Karstetter out of the State College of Florida.
- Campos was ranked as the No. 10 catcher in the country for 2024 by D1Baseball, with Jacob Tobias as the No. 44 first baseman, Nu'u Contrades as the No. 46 third baseman and Harris Williams as the No. 88 outfielder in the country.
- McLain was tabbed as the No. 6 Pac-12 prospect in the 2024 Draft class with Campos checking in at No. 10, according to D1Baseball. Isaiah Jackson is the No. 3 prospect in the 2025 Draft Class in the league with Nu'u Contrades tabbed at No. 7.
- ASU also brought in the No. 23 freshman class in the country, according to D1Baseball, highlighted by middle infielders Ethan Mendoza and Jax Ryan, local two-way prospect Cole Carlon and Opening Night starter Thomas Burns out of Wisconsin.

2024 Sun Devil Baseball

HOME RUNS/DOUBLE PLAYS/PITCHING/TROPHY CASE

HOME RUN TRACKER

Player (Season No.)	Gm #	Date	Opponent	On Base	Inning	Outs	Count	Score	Final
Jacob Tobias (1)	1	Feb. 16	Santa Clara	1	0	0	0-0	0-0	1-1
Isaiah Jackson (1)	1	Feb. 16	Santa Clara	1	0	0	0-0	0-0	1-1
Brandon Compton (1)	1	Feb. 16	Santa Clara	1	0	0	0-0	0-0	1-1
Nu'u Contrades (1)	1	Feb. 16	Santa Clara	1	0	0	0-0	0-0	1-1
Harris Williams	1	Feb. 17	Santa Clara	1	0	0	0-0	0-0	1-1
Jacob Tobias (2)	1	Feb. 17	Santa Clara	1	0	0	0-0	0-0	1-1
Isaiah Jackson (2)	1	Feb. 17	Santa Clara	1	0	0	0-0	0-0	1-1
Ryan Campos (1)	1	Feb. 18	Santa Clara	1	0	0	0-0	0-0	1-1
Ryan Campos (2)	1	Feb. 18	Santa Clara	1	0	0	0-0	0-0	1-1
Harris Williams (2)	1	Feb. 18	Santa Clara	1	0	0	0-0	0-0	1-1
Isaiah Jackson (3)	1	Feb. 20	#24 Kansas State	1	0	0	0-0	0-0	1-1
Ryan Campos (3)	1	Feb. 22	Ohio State	1	0	0	0-0	0-0	1-1
Isaiah Jackson (4)	1	Feb. 23	Ohio State	1	0	0	0-0	0-0	1-1
Jacob Tobias (1)	1	Feb. 23	Ohio State	1	0	0	0-0	0-0	1-1
Steven Ondina	1	Feb. 23	Ohio State	1	0	0	0-0	0-0	1-1
Brandon Compton (2)	1	Feb. 25	Ohio State	1	0	0	0-0	0-0	1-1
Brandon Compton (3)	1	March 3	Oregon	1	0	0	0-0	0-0	1-1
Brandon Compton (4)	1	March 3	Oregon	1	0	0	0-0	0-0	1-1
Ryan Campos (4)	1	March 3	Oregon	1	0	0	0-0	0-0	1-1
Nick McLain (4)	1	March 3	Oregon	1	0	0	0-0	0-0	1-1
Jacob Tobias (4)	1	March 3	Oregon	1	0	0	0-0	0-0	1-1
Harris Williams (3)	1	March 10	Oregon	1	0	0	0-0	0-0	1-1
Ryan Campos (5)	1	March 10	Oregon	1	0	0	0-0	0-0	1-1
Ryan Campos (6)	1	March 10	Oregon	1	0	0	0-0	0-0	1-1
Brandon Compton (5)	1	March 10	Oregon	1	0	0	0-0	0-0	1-1
Isaiah Jackson (5)	1	March 19	Utah Valley	1	0	0	0-0	0-0	1-1
Nick McLain (2)	1	March 20	Utah Valley	1	0	0	0-0	0-0	1-1
Ryan Campos (7)	1	March 23	@ Washington State	1	0	0	0-0	0-0	1-1
Brandon Compton (6)	1	March 23	@ UNLV	1	0	0	0-0	0-0	1-1
Nick McLain (3)	1	March 23	@ UNLV	1	0	0	0-0	0-0	1-1
Nick McLain (4)	1	March 23	@ Cal	1	0	0	0-0	0-0	1-1
Eamonn Lance (1)	1	March 26	Cal	1	0	0	0-0	0-0	1-1
Isaiah Jackson (6)	1	March 26	Cal	1	0	0	0-0	0-0	1-1
Harris Williams (4)	1	March 27	Cal	1	0	0	0-0	0-0	1-1
Mario Demera (1)	1	March 28	Cal	1	0	0	0-0	0-0	1-1
Jacob Tobias (5)	1	March 28	Cal	1	0	0	0-0	0-0	1-1
Eamonn Lance (2)	1	March 30	Cal	1	0	0	0-0	0-0	1-1
Kien Vu (1)	1	March 30	Cal	1	0	0	0-0	0-0	1-1
Brandon Compton (7)	1	April 5	@ #5 Oregon State	1	0	0	0-0	0-0	1-1
Eamonn Lance (3)	1	April 5	@ #5 Oregon State	1	0	0	0-0	0-0	1-1
Kien Vu (2)	1	April 7	@ #5 Oregon State	1	0	0	0-0	0-0	1-1
Jacob Tobias (6)	1	April 13	Utah	1	0	0	0-0	0-0	1-1
Ryan Campos (8)	1	April 14	Utah	1	0	0	0-0	0-0	1-1
Kien Vu (3)	1	April 15	Utah	1	0	0	0-0	0-0	1-1
Jacob Tobias (7)	1	April 15	Utah	1	0	0	0-0	0-0	1-1
Kien Vu (4)	1	April 16	@ Cal State Fullerton	1	0	0	0-0	0-0	1-1
Harris Williams (5)	1	April 17	@ Cal State Fullerton	1	0	0	0-0	0-0	1-1

*-Leadoff Home Run

GAME-WINNING RBI/Run (RBI/Run [When not an RBI] Responsible for the Go-Ahead Run and a Lead Not Relinquished)

Player	Gm #	Date	Opponent	Season #	Inning	Outs	Count	Result	Final
Jacob Tobias	1	Feb. 16	Santa Clara	1	0	0	0-0	1B 2 RBI	1-1
Isaiah Jackson	2	Feb. 17	Santa Clara	1	0	0	0-0	1B 2 RBI	1-1
Isaiah Jackson	2	Feb. 20	#24 Kansas State	2	0	0	0-0	1B 2 RBI	1-1
Brandon Compton	3	Feb. 23	Ohio State	1	0	0	0-0	1B 2 RBI	1-1
Nick McLain	12	March 5	@ UT Arlington	1	0	0	0-0	1B 2 RBI	1-1
Ethan Mendoza	13	March 16	Oregon	1	0	0	0-0	1B 2 RBI	1-1
Ethan Mendoza	16	March 16	@ Arizona	2	0	0	0-0	1B 2 RBI	1-1
Nick McLain	18	March 16	@ Arizona	2	0	0	0-0	1B 2 RBI	1-1
Brandon Compton	20	March 23	@ UNLV	1	0	0	0-0	1B 2 RBI	1-1
Ryan Campos	26	March 28	Cal	1	0	0	0-0	1B 2 RBI	1-1
Nick McLain	26	March 28	Cal	1	0	0	0-0	1B 2 RBI	1-1
Mario Demera	27	March 28	Cal	1	0	0	0-0	1B 2 RBI	1-1
Ryan Campos	28	March 30	Cal	1	0	0	0-0	1B 2 RBI	1-1
Harris Williams	28	March 30	Grand Canyon	1	0	0	0-0	1B 2 RBI	1-1
Nick McLain	35	April 13	Utah	1	0	0	0-0	1B 2 RBI	1-1
Kien Vu	37	April 16	@ Cal State Fullerton	2	0	0	0-0	1B 2 RBI	1-1

2024 TROPHY CASE

Connor Markl
Pac-12 Pitcher of the Week (March 18)

Ryan Campos
Pac-12 Player of the Week (April 1)
Preseason All-Pac-12

Nu'u Contrades
Preseason All-Pac-12

Nick McLain
Preseason All-Pac-12

Jacon Tobias
Preseason All-Pac-12

Harris Williams
Preseason All-Pac-12

2023 TROPHY CASE

Ryan Campos
Golden Spikes Award - Midseason Watch List
Pac-12 Player of the Week - April 10
Pac-12 All-Conference - First Team
Buster Posey Award - Semifinalist

Luke Keaschall
Pac-12 Player of the Week - March 20
Collegiate Baseball News National Players of the Week - March 20
Pac-12 All-Conference - First Team
Collegiate Baseball News All-American - Second Team

Jacob Tobias
Pac-12 All-Conference - Honorable Mention

Nu'u Contrades
Pac-12 Player of the Week - March 27
Pac-12 All-Conference - Honorable Mention

Isaiah Jackson
Pac-12 All-Defensive Team

Wyatt Crenshaw
Pac-12 All-Conference - Honorable Mention

Ross Dunn
Pac-12 All-Conference - Honorable Mention

Nick McLain
Pac-12 All-Conference - Honorable Mention

MLB Draft
Luke Keaschall, 2B, Twins, 2nd Round, 90th Overall
Ross Dunn, LHP, Twins, 10th Round, 297th Overall
Khristian Curtis, RHP, Pirates, 12th Round, 347th Overall
Timmy Manning, LHP, Giants, 12th Round, 360th Overall
Josh Hansell, RHP, Royals, 16th Round, 469th Overall
Blake Pivaroff, RHP, 19th Round, 560th Overall
Wyatt Crenshaw, 2B, Diamondbacks, 19th Round, 565th Overall
Owen Stevenson, RHP, Rays, 19th Round, 573rd Overall

SAVES

No.	Date	Opponent	Pitcher (Save #)	IP (H, R, ER, BB, K)
1	2/17	Santa Clara	Cole Carlton (1)	1.0 (0, 0-0, 0, 1)
2	2/20	#24 Kansas State	Matt Tieding (1)	0.1 (0, 0-0, 0, 1)
3	2/25	Ohio State	Cole Carlton (2)	1.2 (1.0-0, 1, 0)
4	3/16	@ Arizona	Ryan Schiefer (1)	3.0 (0, 0-0, 1, 4)
5	3/30	Cal	Ryan Schiefer (2)	0.2 (0, 0-0, 1, 1)
6	4/13	Utah	Hunter Ormld (1)	4.0 (3, 2-1, 4)
7	4/16	@ CSF	Jaden Alba (1)	1.0 (0, 0-0, 0, 0)

QUALITY STARTS

No.	Date	Opponent	Pitcher (QS #)	IP (H, R, ER, BB, K)
1	3/17	@ Arizona	Thomas Burns (1)	7.0 (5, 1-1, 5, 3)
2	3/18	@ Arizona	Connor Markl (1)	6.0 (1, 0-0, 3, 8)
3	3/23	@ Washington St.	Connor Markl (2)	6.2 (7, 3-2, 1, 6)

2024 Sun Devil Baseball

SERIES STATS AND INDIVIDUAL STREAKS

SERIES STATS

HITTING	W-L	AVG.	R	H	2B	3B	HR	RBI	BB	SO
SANTA CLARA	2-1	.390	38	46	12	0	10	38	15	23
OHIO STATE	2-2	.338	32	48	8	3	5	31	18	33
GLOBE LIFE (#7 TAMUx2/#5 TCU)	0-3	.233	14	24	7	0	0	11	8	32
OREGON	1-2	.233	14	24	6	0	8	13	17	21
@ ARIZONA	2-1	.276	10	29	11	1	0	9	8	29
UTAH VALLEY	1-1	.140	10	8	3	0	2	10	15	16
@ WASHINGTON STATE	0-3	.286	15	32	11	1	1	15	9	19
CAL	3-0	.311	33	33	9	0	8	31	17	16
@ #5 OREGON STATE	0-3	.267	16	27	7	0	3	15	13	20
UTAH	1-2	.263	13	26	8	0	4	13	9	19
@ CAL STATE FULLERTON	1-1	.292	7	19	5	0	2	6	6	12
SINGLE GAME MIDWEEKS	4-2	.254	41	53	10	0	4	38	34	48
PITCHING	W-L	ERA	H	R	ER	BB	SO	SV	SCORE	
SANTA CLARA	2-1	10.0	37	33	30	9	35	1	38-33	
OHIO STATE	2-2	7.71	46	36	30	20	46	1	32-36	
GLOBE LIFE (#7 TAMUx2/#5 TCU)	0-3	7.27	25	25	21	23	27	0	14-25	
OREGON	1-2	5.67	20	18	17	23	30	0	14-18	
@ ARIZONA	2-1	5.19	27	16	15	13	24	1	10-16	
UTAH VALLEY	1-1	3.50	17	11	7	9	28	0	10-11	
@ WASHINGTON STATE	0-3	6.38	30	19	17	12	26	0	15-19	
CAL	3-0	7.33	33	23	22	16	28	1	33-23	
@ #5 OREGON STATE	0-3	10.50	40	31	28	18	27	0	16-31	
UTAH	1-2	7.67	30	24	23	22	22	1	13-24	
@ CAL STATE FULLERTON	1-1	9.0	20	15	15	12	28	1	7-15	
SINGLE GAME MIDWEEKS	4-2	5.43	57	37	32	30	55	1	41-37	

STREAKS AND SUPERLATIVES

Multiple Hit Games	2	3	4	5+	Total	Multiple RBI Games	2	3	4	5+	Total
17 Campos, Ryan	13	1	-	-	14	17 Campos, Ryan	4	3	1	1	9
27 Compton, Brandon	7	5	-	-	12	27 Compton, Brandon	2	4	2	-	8
18 Tobias, Jacob	7	2	1	1	11	11 Vu, Kien	5	1	-	-	6
12 Williams, Harris	6	3	1	-	10	3 McLain, Nick	3	1	1	1	6
11 Vu, Kien	7	2	-	-	9	12 Williams, Harris	4	-	1	-	5
24 Jackson, Isaiah	6	2	-	-	8	24 Jackson, Isaiah	-	3	-	1	4
2 Mendoza, Ethan	5	-	2	1	8	2 Mendoza, Ethan	2	1	-	-	3
3 McLain, Nick	6	2	-	-	8	18 Tobias, Jacob	-	1	1	-	2
8 Ondina, Steven	6	2	-	-	8	32 Demera, Mario	1	-	1	-	2
9 Karstetter, Kevin	5	2	-	-	7	8 Ondina, Steven	1	-	-	-	1
32 Demera, Mario	3	1	-	-	4	7 Lance, Eamonn	-	1	-	-	1
6 Contrades, Nu'u	1	-	-	-	1	9 Karstetter, Kevin	1	-	-	-	1
4 Ryan, Jax	1	-	-	-	1	21 Cromwick, Josiah	1	-	-	-	1
7 Lance, Eamonn	1	-	-	-	1	6 Contrades, Nu'u	-	-	1	-	1
TEAM	74	22	4	2	102	TEAM	24	15	8	3	50

Hitting Streaks	Longest	Current	Reached Base Streaks	Longest	Current
17 Campos, Ryan	9	7	17 Campos, Ryan	30	7
3 McLain, Nick	8	1	18 Tobias, Jacob	12	4
18 Tobias, Jacob	8	1	12 Williams, Harris	11	1
8 Ondina, Steven	6	2	2 Mendoza, Ethan	10	1
2 Mendoza, Ethan	5	-	3 McLain, Nick	9	3
27 Compton, Brandon	5	-	9 Karstetter, Kevin	8	-
11 Vu, Kien	5	4	8 Ondina, Steven	8	2
32 Demera, Mario	5	-	7 Lance, Eamonn	7	1
9 Karstetter, Kevin	4	-	27 Compton, Brandon	7	1
12 Williams, Harris	4	1	11 Vu, Kien	6	6
24 Jackson, Isaiah	4	2	32 Demera, Mario	5	-
7 Lance, Eamonn	3	1	6 Contrades, Nu'u	5	5
6 Contrades, Nu'u	2	2	24 Jackson, Isaiah	5	2
21 Cromwick, Josiah	1	-	4 Ryan, Jax	3	-
4 Ryan, Jax	1	-	21 Cromwick, Josiah	2	-
5 Newman, Trey	1	1	5 Newman, Trey	1	1

2024 Sun Devil Baseball

ROSTER

PITCHERS (20)

No.	Name	Yr	B/T	HT	WT	Hometown (High School/Previous School)
49	Jaden Alba	FR	R/R	6'3	210	Long Beach, CA (Gahr)
25	Bradyn Barnes	FR	L/L	6'1	200	Chandler, AZ (Basha)
51	Adam Behrens	FR	L/R	6'3	200	Gurnee, IL (Warren Township)
29	Alec Belardes	FR	R/R	6'2	205	San Jose, CA (Valley Christian)
15	Thomas Burns	FR	R/R	6'3	210	Hortonville, WI (Hortonville)
35	Josh Butler	FR	R/R	6'6	210	Phoenix, AZ (Sandra Day O'Connor)
14	Cole Carlson	FR	L/L	6'5	220	Tempe, AZ (Corona Del Sol)
41	Matt Cornelius	JR	R/L	6'0	185	Zuni, NM (St. Pius/Pima College)
45	Brok Eddy	FR	R/R	6'3	185	Brighton, CO (Brighton)
38	Sean Fitzpatrick	SO	L/L	6'0	165	Spring, TX (Concordia Lutheran/Arkansas)
10	Bennett Fryman	FR	L/L	5'11	195	Frisco, TX (Lone Star)
40	Jonah Giblin	R-JR	R/R	6'4	235	Seattle, WA (Bainbridge/Phoenix College)
36	Wyatt Halvorson	FR	R/R	6'3	215	Scottsdale, AZ (Chaparral)
22	Ben Jacobs	SO	L/L	6'1	190	Huntington Beach, CA (Huntington Beach/UCLA)
47	Rohan Lettow	FR	R/R	6'2	180	Chandler, AZ (Hamilton)
52	Connor Markl	SR	L/L	6'1	200	Scottsdale, AZ (Notre Dame Prep/Grand Canyon)
13	Tyler Meyer	R-SO	R/R	6'4	210	Riverbank, CA (Big Valley Christian/Stanislaus State)
31	Hunter Omlid	GR	R/R	6'2	200	Hamilton, MT (Hamilton/Grand Canyon)
54	Ryan Schiefer	JR	R/R	6'3	175	Gilbert, AZ (Campo Verde/Central Arizona College)
44	Matthew Tieding	SR	R/R	6'4	225	Fort Worth, TX (All-Saints Episcopal/San Jacinto)

CATCHERS (4)

50	Brody Briggs	FR	L/R	6'1	195	Tulsa, OK (Union)
17	Ryan Campos	JR	L/R	5'8	190	Mesa, AZ (Red Mountain)
21	Josiah Cromwick	SR	R/R	6'2	200	Las Vegas, NV (Palo Verde/Oregon)
5	Trey Newman	SR	R/R	5'9	180	Scottsdale, AZ (Pinnacle/Central Arizona College)

INFIELDERS (9)

6	Nu'u Contrades	SO	R/R	6'0	195	Ewa Beach, HI (St. Louis)
32	Mario Demera	SR	R/R	6'1	195	Burlingame, CA (St. Ignatius/San Francisco)
9	Kevin Karstetter	SR	R/R	6'3	220	State College, PA (IMG Academy/State College of Florida)
43	Ryan Kroepel	FR	L/R	6'0	180	Poway, CA (Poway)
7	Eamonn Lance	GR	R/R	6'1	195	Fairfax, CA (Sir Francis Drake/Santa Clara)
2	Ethan Mendoza	FR	R/R	5'10	175	Bedford, TX (Southlake Carroll)
8	Steven Ondina	SR	R/R	5'8	160	Gurabo, Puerto Rico (IBA/FIU)
4	Jax Ryan	FR	R/R	6'1	190	Verdigris, OK (Verdigris)
18	Jacob Tobias	JR	L/R	6'1	220	Bakersfield, CA (Liberty)

OUTFIELDERS (5)

27	Brandon Compton	R-FR	L/L	6'1	225	Buckeye, AZ (Buckeye Union)
24	Isaiah Jackson	SO	L/R	6'4	215	Vail, AZ (Cienega)
3	Nick McLain	R-SO	S/L	5'10	190	Tustin, CA (Beckman/UCLA)
11	Kien Vu	SO	L/L	6'0	185	San Diego, CA (Point Loma)
12	Harris Williams	GR	L/R	5'10	190	Denver, CO (Denver North/San Francisco)

COACHING STAFF

Willie Bloomquist	Head Coach
Mike Goff	Assistant Coach
Sam Peraza	Assistant Coach
Anthony Gilich	Assistant Coach

2024 Sun Devil Baseball

ROSTERS

NUMERICAL

No.	Name	Yr	Pos.	B/T	HT	WT	Hometown (High School)
2	Mendoza, Ethan	INF	FR	R/R	5'10	175	Bedford, TX (Southlake Carroll HS)
3	McLain, Nick	OF	R-SO	S/L	5'10	190	Tustin, CA (Beckman HS/UCLA)
4	Ryan, Jax	INF	FR	R/R	6'1	190	Verdigris, OK (Verdigris HS)
5	Newman, Trey	C	SR	R/R	5'9	180	Scottsdale, AZ (Pinnacle HS/Central Arizona College)
6	Contrades, Nu'u	INF	SO	R/R	6'0	195	Ewa Beach, HI (St. Louis HS)
7	Lance, Eamonn	INF	GR	R/R	6'1	195	Fairfax, CA (Sir Francis Drake HS/Santa Clara)
8	Ondina, Steven	INF	SR	R/R	5'8	160	Gurabo, Puerto Rico (IBA HS/Florida International)
9	Karstetter, Kevin	INF	SR	R/R	6'3	220	State College, PA (IMG Academy/State College of Florida)
10	Fryman, Bennett	LHP	FR	L/L	5'11	195	Frisco, TX (Lone Star HS)
11	Vu, Kien	OF	SO	L/L	6'0	185	San Diego, CA (Point Loma HS)
12	Williams, Harris	OF	GR	L/R	5'10	190	Denver, CO (Denver North HS/University of San Francisco)
13	Meyer, Tyler	RHP	R-SO	R/R	6'4	210	Riverbank, CA (Big Valley Christian HS/Cal State Stanislaus)
14	Carlton, Cole	LHP	FR	L/L	6'5	220	Tempe, AZ (Corona Del Sol HS)
15	Burns, Thomas	RHP	FR	R/R	6'3	210	Hortonville, WI (Hortonville HS)
17	Campos, Ryan	C	JR	L/R	5'8	190	Mesa, AZ (Red Mountain HS)
18	Tobias, Jacob	INF	JR	L/R	6'1	220	Bakersfield, CA (Liberty HS)
21	Cromwick, Josiah	C	SR	R/R	6'2	200	Las Vegas, NV (Palo Verde HS/University of Oregon)
22	Jacobs, Ben	LHP	SO	L/L	6'1	190	Huntington Beach, CA (Huntington Beach HS/UCLA)
24	Jackson, Isaiah	OF	SO	L/R	6'4	215	Vail, AZ (Cienega HS)
25	Barnes, Bradyn	LHP	FR	L/L	6'1	200	Chandler, AZ (Basha HS)
27	Compton, Brandon	OF	R-FR	L/L	6'1	225	Buckeye, AZ (Buckeye Union HS)
29	Belardes, Alec	RHP	FR	R/R	6'2	205	San Jose, CA (Valley Christian HS)
31	Omlid, Hunter	RHP	GR	R/R	6'2	200	Hamilton, MT (Hamilton HS/Grand Canyon)
32	Demera, Mario	INF	SR	R/R	6'1	195	Burlingame, CA (St. Ignatius HS/University of San Francisco)
35	Butler, Josh	RHP	FR	R/R	6'6	210	Phoenix, AZ (Sandra Day O'Connor HS)
36	Halvorson, Wyatt	RHP	FR	R/R	6'3	215	Scottsdale, AZ (Chaparral HS)
38	Fitzpatrick, Sean	LHP	SO	L/L	6'0	165	Spring, TX (Concordia Lutheran HS/University of Arkansas)
40	Giblin, Jonah	RHP	R-JR	R/R	6'4	235	Seattle, WA (Bainbridge HS/Phoenix College)
41	Cornelius, Matt	LHP	JR	R/L	6'0	185	Zuni, NM (St. Pius HS/Pima CC)
43	Kroepel, Ryan	INF	FR	L/R	6'0	180	Poway, CA (Poway HS)
44	Tieding, Matthew	RHP	SR	R/R	6'4	225	Fort Worth, TX (All-Saints Episcopal HS/San Jacinto College)
45	Eddy, Brok	RHP	FR	R/R	6'3	185	Brighton, CO (Brighton HS)
47	Lettow, Rohan	RHP	FR	R/R	6'2	180	Chandler, AZ (Hamilton HS)
49	Alba, Jaden	RHP	FR	R/R	6'3	210	Long Beach, CA (Gahr HS)
50	Briggs, Brody	C	FR	L/R	6'1	195	Tulsa, OK (Union HS)
51	Behrens, Adam	RHP	FR	L/R	6'3	200	Gurnee, IL (Warren Township HS)
52	Markl, Connor	LHP	SR	L/L	6'1	200	Scottsdale, AZ (Notre Dame Prep HS/Grand Canyon)
54	Schiefer, Ryan	RHP	JR	R/R	6'3	175	Gilbert, AZ (Campo Verde HS/Central Arizona College)

PRO-NUN-SEE-AY-SHUNS

Eamonn Lance - AY-min
Steven Ondina - ON-dee-nuh
Cole Carlton - car-LONE
Ryan Campos - CAMP-ose
Josiah Cromwick - JOE-ZY-uh
Nu'u Contrades - New con-TRAW-dez
Alec Belardes - beh-LAR-dez
Hunter Omlid - OMM-lid
Isaiah Jackson - eye-ZAY-uh
Mario Demera - deh-MARE-uh

Wyatt Halvorson - HAL-vore-sun
Tyler Meyer - MY-er
Ryan Kroepel - CRAY-pull
Brok Eddy - ED-dee
Matt Tieding - tee-DING
Jacob Tobias - toe-BYE-us
Rohan Lettow - ROW-en LETT-owe
Kien Vu - KEY-en VOO
Jaden Alba - JAY-den AL-buh
Adam Behrens - BARE-ens

Connor Markl - MARK-ull
Ryan Schiefer - SHEEF-er
Anthony Gilich - GILL-ich

ALPHABETICAL

No.	Name	Pos.
49	Alba, Jaden	RHP
25	Barnes, Bradyn	LHP
51	Behrens, Adam	RHP
29	Belardes, Alec	RHP
50	Briggs, Brody	C
15	Burns, Thomas	RHP
35	Butler, Josh	RHP
17	Campos, Ryan	C
14	Carlton, Cole	LHP
27	Compton, Brandon	OF
6	Contrades, Nu'u	INF
41	Cornelius, Matt	LHP
21	Cromwick, Josiah	C
32	Demera, Mario	INF
45	Eddy, Brok	RHP
38	Fitzpatrick, Sean	LHP
10	Fryman, Bennett	LHP
40	Giblin, Jonah	RHP
36	Halvorson, Wyatt	RHP
24	Jackson, Isaiah	OF
22	Jacobs, Ben	LHP
9	Karstetter, Kevin	INF
43	Kroepel, Ryan	INF
7	Lance, Eamonn	INF
47	Lettow, Rohan	RHP
52	Markl, Connor	LHP
3	McLain, Nick	OF
2	Mendoza, Ethan	INF
13	Meyer, Tyler	RHP
5	Newman, Trey	C
31	Omlid, Hunter	RHP
8	Ondina, Steven	INF
4	Ryan, Jax	INF
54	Schiefer, Ryan	RHP
44	Tieding, Matthew	RHP
18	Tobias, Jacob	INF
11	Vu, Kien	OF
12	Williams, Harris	OF

BY POSITION

Catchers	4
Pitchers	20
Infielders	9
Outfielders	5

BY CLASS

Graduates	3
Seniors	7
Juniors	5
Sophomores	7
Freshmen	16

BATTING

Lefties	8
Righties	9
Switch	1

PITCHING

Righties	13
Lefties	7

2024 Sun Devil Baseball

LAST TIME

Hitting Categories

Hit a grand slam	Mario Demera, March 29, 2024 vs. Cal (W, 10-9)
Team hit two grand slams.....	Will Rogers and Nate Baez, Feb. 20, 2022 vs. Dixie State (W, 17-8)
Team hit five or more home runs.....	6, April 29, 2023 at #23 Oregon (L, 10-16)
Hit a walkoff HR.....	Isaiah Jackson (grand slam), April 22, 2023 vs. #21 Oregon State (W, 11-7)
Led off the game with a HR	Ryan Campos, April 14, 2024 vs. Utah (L, 5-11)
Hit for the cycle.....	Travis Buck, March 7, 2003 vs. Southern Utah (W, 19-0)
Team hit for the cycle to open the game.....	April 27, 2003 vs. Washington State (HR/2B/1B/3B)
Team hit for the cycle on four consecutive batters.....	April 18, 2019 at Utah (2B, 3B, 1B, HR in 12th inning)
Hit back-to-back HRs	Jacob Tobias and Eamonn Lance, March 30, 2024 vs. Cal (W, 9-6)
Hit back-to-back-to-back HRs	Ryan Campos, Kien Vu, Jacob Tobias (led off game), April 14, 2024 vs. Utah (L, 5-11)
Hit two HRs in one game	Ryan Campos (2), Feb. 18, 2024 vs. Santa Clara (L, 13-14)
Multiple Players had multiple home runs in one game.....	2, Wyatt Crenshaw (2) and Luke Keaschall (2), April 29, 2023 at #23 Oregon (L, 10-16)
Switch hitter homered from both sides in one game.....	Nick McLain, April 28, 2023, at #23 Oregon
A freshman hit two HR in one game	Brandon Compton, March 8, 2024 vs. Oregon (W, 5-4)
Hit three HRs in one game.....	Joey DeMichele, May 1, 2011 vs Stanford (TIES ASU RECORD)
Reached base 6+ times in one game.....	6, Joe Lampe, March 13, 2022 vs. San Francisco
A player hit two grand slams in one season.....	2, Nate Baez, 2022
Had five hits in one game	Ethan Mendoza, Feb. 18, 2024, vs. Santa Clara (5-for-5)
Had six hits in one game.....	Travis Buck, March 13, 2005 vs Western Illinois (went 6-for-8, 3 RBI)
Had seven hits in one game.....	Jerry Mantlo, February 6, 1972 vs. Michigan
Had three doubles in one game.....	Luke Hill, March 12, 2023 vs. UC Davis (W, 17-4)
Had four doubles in one game.....	Travis Buck, February 28, 2004 vs. Connecticut (W, 16-5)
Hit two triples in one game.....	Gage Canning, March 3, 2018 vs. Oklahoma State
Had seven RBI in one game.....	Trevor Hauver, Feb. 24, 2019 vs. UC Davis (W, 17-2)
Had eight RBI in one game.....	Kiel Roling, March 17, 2007 vs. Maine
Had nine RBI in one game.....	Jeremy West, April 27, 2003 vs. Washington State
Stole four bases in one game.....	Drew Maggi, April 10, 2010 at Washington St. (TIES ASU RECORD)
Struck out five or more times in one game.....	5, Luke Keaschall, April 10, 2023 at Cal (W, 15-10)
Hitter stranded seven runners on base.....	5, Isaiah Jackson, at Mississippi State, Feb. 24, 2023
Recorded 13 total bases.....	Joe Lampe (7), May 22, 2021 at USC (L, 1-6)
Had an inside-the-park home run.....	Gage Canning (13), April 27 vs. Oregon (2 HR, 1 3B, 2 1B)
Had an inside-the-park home run AND a traditional home run in one game.....	Isaiah Jackson, April 15, 2023 at Washington (W, 8-6)
Scored five runs in one game.....	Gage Canning, March 18, 2018 vs. Oregon (W, 18-4)
Was hit by a pitch two or more times.....	5, Joe Lampe vs. San Francisco, March 13, 2022 (W, 17-10)
Team was hit by 5+ pitches.....	2, Sean McLain, at #13 UCLA, April 29, 2022
Walked 4+ times.....	5, May 11, 2021 at Nevada
Opponent hit two HRs in one game	4, Conor Davis, Feb. 25, 2022 vs. BYU (L, 5-6)
Opponent hit a walkoff HR.....	2, TJ Clarkson AND Matt Flaharty, April 15, 2024, vs. Utah (L, 5-11)
Opponent hit a leadoff HR	Kyle Kretzschmar, Cal, April 1, 2023
	Trey Lipsey, Feb. 23, 2024, vs. Ohio State (W, 14-4)

Pitching Categories

Threw a no-hitter.....	Ryan Hingst, March 25, 2016 vs. Utah (W, 5-0)
Threw a perfect game.....	Eddie Bane, March 2, 1973 vs. Cal State Northridge (W, 9-0)
Threw a one-hitter	Individual - Brian Flores, May 20, 2007 at Oregon State (W, 8-1)
	Team - 2 pitchers, March 16, 2024 at Arizona (W, 4-0)
Threw a two-hitter.....	Will Waldrip, Jan. 23, 1999 vs. Hawaii-Hilo (W, 3-0)
Were no-hit.....	Phil Keller, March 23, 1970 vs. Stanford (L, 1-0)
Were one-hit.....	Noah Bremer, at Washington, May 12, 2017 (L, 0-4)
Were two-hit	#7 Texas A&M (2 pitchers), March 1, 2024 (L, 0-4)
Threw a complete game.....	Justin Fall, May 8, 2021 at Cal (W, 6-3)
Threw a complete game shutout.....	Eli Lingos, March 30, 2018 at Washington St. (W, 7-0)
Opponent threw a complete game shutout	Bryson Van Sickle, vs. Utah, April 12, 2024 (L, 0-10)
Threw back-to-back complete games.....	Trevor Williams, 3/1/13 vs. Pacific (W, 8-1) and 3/9 vs. Long Beach State (W, 4-0)
Threw back-to-back complete game shutouts.....	Brady Rodgers/Kramer Champlin, May 20 and 21, 2011 at Washington
Had an opposing pitcher throw a complete game	Bryson Van Sickle, vs. Utah, April 12, 2024 (L, 0-10)
Shut out an opponent	March 16, 2024 at Arizona (W, 4-0)
Shut out an opponent (five or more pitchers).....	March 7, 2021 vs. Utah (5-0, 6 pitchers - school record)
Shut out an opponent in back to back games (one or more pitchers).....	March 7 and 12, 2021 vs. Utah and Cal State Fullerton (5-0 and 10-0)
ASU was shutout	vs. Utah, April 12, 2024 (L, 0-10)
Pitcher Struck out 10 or more batters in a game	13, Wyatt Halvorson, at Cal State Fullerton, April 16, 2024 (W, 3-1)
Team struck out 18 or more batters.....	20, April 9, 2021 at Washington (W, 3-2 (15))
Had back-to-back starts with 10 strikeouts.....	Alec Marsh (10 in each), May 10, 2019 at Nebraska and May 17, 2019 at Cal
Individual struck out 15 or more batters in a game.....	Mike Leake (15), May 30, 2009 vs. Oral Roberts (CG, 4-1 Win in Tempe Regional)
Had an opposing pitcher strike out 10 or more Sun Devils.....	Cooper Hierpe (12), at #3 Oregon State, March 18, 2022 (L, 0-21)
Did not walk a batter (complete game).....	Ryan Kellogg, May 14, 2015 vs Washington State (W, 5-0)
Recorded 10 wins in a season.....	Ryan Kellogg, 11-1 (2013)
Hit three batters in a game.....	Ross Dunn (3), March 17, 2023 at Utah (W, 9-7)
Starting pitcher hit a home run in a game.....	Erik Tolman, April 23, 2019 vs. UNLV (W, 9-2)
Reliever pitched 5.0+ innings in relief	5.1, Hunter Omlid, vs. Utah Valley, March 19, 2024 (W, 5-4)
Used 10+ pitchers.....	12, April 21, 2021 at GCU (school record)
Pitcher went 7.0 innings with one hit or less.....	1 hit in 7.0 IP, Kai Murphy (starting debut), May 9, 2021 at Cal (W, 7-2)

Fielding Categories

Had no errors in four straight games.....	April 20, 23, 26-27, 2019 at Utah vs. UNLV, at Washington
Committed three or more errors in one game.....	Luke Hill (3), April 22, 2023 vs. #21 Oregon State
Team had five errors in one game.....	5, April 22, 2023 vs. #21 Oregon State
Had 16 or more putouts in one game	Ryan Campos (18), Catcher, vs. Ohio State, Feb. 23, 2024
Had 20 or more put outs in one game.....	Zach Wilson (20), First Base, April 21, 2011 at Cal
Had eight or more assists in one game.....	Hunter Haas (8), April 10, 2021 at Washington (W, 8-1)
	Sean McLain (8), April 17, 2021 vs. #18 Stanford (L, 9-11 (12))
	Jordan Swagerty, March 17, 2010 vs. USC (2x in 2010)
Caught and pitched in the same game	April 13, 2024, vs. Utah (W, 8-3)
Turned four double plays in one game	5, April 25, 2010 vs. Washington (TIES ASU RECORD)
Turned five+ double plays in one game.....	Eric Sogard (2B), Brett Wallace (1B) and Andrew Romine (SS), February 27, 2007 at Arizona
Turned a triple play.....	

Scoring and Misc. Categories

Recorded 20+ hits.....	20, March 12, 2023 vs. UC Davis
Recorded 20+ hits in back-to-back games.....	22 and 22, February 3-4, 2007 vs. Southern Utah
Scored 20+ runs.....	21, April 11, 2022 at Santa Clara (W, 21-1)
Scored 30+ runs.....	30, March 13, 2005 vs. Western Illinois (W, 30-13 in Baton Rouge, La.)
Scored 10+ runs in one inning.....	10, 9th Inning, April 11, 2022 at Santa Clara (W, 21-1)
Allowed 10+ runs in one inning.....	13, 6th Inning, April 29, 2022 at #13 UCLA (L, 2-19)
Allowed 5 or more home runs in a game	5, vs. Ohio State, Feb. 24, 2024 (L, 4-13)
Allowed 3 or more home runs in an inning.....	3, at #14 Stanford, April 8, 2022
Walked 15+ times in a game.....	15, March 31, 2019 vs. Arizona (W, 17-16)
Walked 15+ opponent batters.....	15, March 18, 2022 at #3 Oregon State (L, 0-21)
Stranded 15+ ASU runners on base in one game.....	15, March 6, 2022 at San Diego State (W, 6-4)
Stranded 15+ opponent runners on base in one game.....	15, March 18, 2022 at #3 Oregon State (L, 0-21)
Surrendered a ninth inning lead	March 11, 2024 vs. Oregon (Led 4-3, Lost 6-4)
Walked off an opponent	Harris Williams (2 RBI Double), April 4, 2024 vs. GCU (W, 9-8)
Swept a three-game Pac-12 series	March 28-30, 2024 vs. Cal (14-8, 10-9, 9-6)
Swept a three-game Non-Conference series.....	March 10-12 vs. UC Davis (7-1 6-4 17-4)
Shut out an opponent twice in a series.....	March 26-28, 2021 vs. Washington St. (10-0, 5-4, 9-0)
Were swept in a Pac-12 series	April 5-7, 2024 at #5 Oregon State (8-13, 1-9, 7-9)
Were swept in a Pac-12 series at home.....	May 5-7, 2023 vs. #7 Stanford (6-8, 11-12, 4-9)
Were swept in a three-game Non-Conference series.....	March 3-5, 2023 vs UC Irvine (6-16, 9-10, 2-7)
Played in extra innings.....	11, April 26, 2023 vs. Cal State Fullerton (L, 8-11)
Played in 14+ innings.....	16, April 9, 2021 at Washington (W, 3-2 (16))
Played back-to-back extra inning games.....	March 29-30, 2018, at Washington State (L, 8-7 (10)), (L, 4-3 (11))
Played a game lasting 5+ hours.....	5 hours, 4 minutes, April 9, 2021 at Washington (W, 3-2 (16))
ASU overcame a five-run deficit	6, March 24, 2024 at UNLV (Down 7-1, W, 10-9)
ASU overcame 4+ five-run deficits in a season.....	4, 2023 (7 vs. NDSU (W), 7 vs GCU (W), 5 vs. #21 OSU (W), 5 at #23 ORE (W))

2024 Sun Devil Baseball

SITUATIONAL RECORDS/PITCHING STAFF

Record When...

Overall	17-21	Opponent 0-2 runs	3-0	Hit 0 home runs	4-9
Conference	7-11 3-5 runs	5-3	... 1 home run	5-8
Non-Conference	10-10 6-9 runs	8-8	... 2+ home runs	8-4
Home games	12-9 10+ runs	1-10	Opponent 0 home runs	5-1
Away games	5-9	Scored in 1st inning	6-7 1 home run	7-6
Neutral site	0-3	Opp. scored in 1st	7-12 2+ HRs	5-14
Day games	4-11	Scores first	8-6	Made 0 errors	5-5
Night games	13-10	Opp. scores first	9-15	... 1 error	7-10
vs Left starter	7-8	After 6 leading	13-2	... 2+ errors	5-6
vs Right starter	10-13 trailing	2-18	Opp. made 0 errors	5-9
1-Run games	7-3 tied	2-1 1 error	6-8
2-Run games	2-7	After 7 leading	13-2 2+ errors	6-4
5+Run games	4-9 trailing	3-16	Out-hit opponent	10-5
Extra innings	0-0 tied	1-2	Out-hit by opponent	6-16
Shutouts	1-2	After 8 leading	12-1	Hits are tied	1-0
Scoring 0-2 runs	0-4 trailing	3-18		
..... 3-5 runs	5-11 tied	1-1		
..... 6-9 runs	5-5				
..... 10+ runs	7-1				

A Look At the Pitching Staff

Arizona State Starters

Pitcher	Starts/QS	PC/Start	IP/Start	ER Against/Start	Runs For/Start	PCK	DP	Team Record
Connor Markl	8/2	693/86.3	41.0/5.1	19/2.4	33/4.1	1	6	4-4
Thomas Burns	6/1	575/95.8	30.1/5.1	16/2.7	21/3.5	0	2	4-2
Tyler Meyer	6/0	362/60.3	16.0/2.7	25/3.8	11/4.2	0	1	3-3
Adam Behrens	5/0	276/55.2	12.0/2.4	12/2.4	8/1.6	1	1	2-3
Ben Jacobs	4/0	310/77.5	15.2/3.9	15/3.8	7/1.8	0	1	1-3
Wyatt Halvorson	4/0	232/58.0	13.0/3.3	7/1.8	7/1.8	0	0	1-3
Matt Tieding	1/0	51/51.0	3.0/3.0	4/4.0	5/5.0	0	0	0-1
Jonah Giblein	1/0	50/50.0	2.0/2.0	1/1.0	0/0.0	0	0	1-0
Cole Carlson	1/0	39/39.0	3.0/3.0	1/0.0	2/2.0	1	0	0-1
Brady Barnes	1/0	22/22.0	0.1/0.1	1/1.0	0/0.0	0	0	0-1
Matt Cornelius	1/0	16/16.0	0.0/0.0	4/4.0	0/0.0	0	0	1-0

Arizona State Bullpen (Relief Appearances Stats Only)

Reliever	APP	IP	H	R	ER	BB	SO	SV	ERA	Hold	IR/Scored	1st Bat. Faced/Ret.
Jacobs	10	17.2	10	10	6	11	27	0	3.06	0	8/4	10/9
Schiefer	15	30.0	20	14	12	20	38	2	3.60	0	19/6	15/7
Omlid	15	21.1	15	10	10	11	29	0	4.22	1	14/4	15/7
Behrens	5	12.0	19	11	8	5	7	0	6.00	0	8/6	5/1
Tieding	12	22.0	32	18	15	6	15	1	6.14	0	12/5	12/9
Giblein	9	15.2	18	12	12	10	16	0	6.89	1	5/1	9/6
Fitzpatrick	18	15.1	22	18	14	7	17	0	8.22	2	14/3	18/14
Halvorson	10	14.0	15	13	13	12	17	0	8.36	0	9/3	10/5
Carlson	18	24.2	33	25	25	17	23	2	9.12	1	6/3	18/14

Alba	4	3.1	7	3	3	1	1	0	8.10	0	4/4	4/3
Cornelius	7	6.1	9	7	6	3	10	0	8.53	0	12/4	7/4
Barnes	4	2.2	4	4	3	10	6	0	10.12	0	1/1	4/3
Fryman	2	1.0	1	2	2	3	0	0	18.00	0	0/0	2/1
Butler	4	2.2	6	8	7	3	2	0	23.62	0	0/0	4/2
Eddy	2	1.2	5	6	6	2	2	0	32.40	0	3/3	2/0
Meyer	1	0.2	2	5	5	3	1	0	67.50	0	0/0	1/0
Lettow	1	0.1	1	3	3	2	0	0	81.00	0	0/0	0/1

2024 Sun Devil Baseball

TEAM AND INDIVIDUAL RANKINGS

NATIONAL/LEAGUE RANKINGS

Team			
Base on Balls (295 ranked)	120	2	169
Batting Average (295 ranked)	142	7	0.28
Double Plays (295 ranked)	118	8	23
Double Plays Per Game (295 ranked)	165	10	0.61
Doubles (295 ranked)	3	1	97
Doubles Per Game (295 ranked)	14	1	2.55
Earned Run Average (295 ranked)	213	11	7.03
Fielding Percentage (295 ranked)	192	10	0.966
Hit Batters (294 ranked)	191	5	42
Hit by Pitch (294 ranked)	267	10	31
Hits (295 ranked)	52	2	369
Hits Allowed Per Nine Innings (295 ranked)	214	11	10.45
Home Runs (295 ranked)	78	4	47
Home Runs Per Game (295 ranked)	98	4	124
On Base Percentage (295 ranked)	197	5	0.372
Runs (295 ranked)	140	5	243
Sacrifice Bunts (294 ranked)	264	11	5
Sacrifice Flies (295 ranked)	266	11	9
Scoring (295 ranked)	178	6	64
Shutouts (100 ranked)	100	4	1
Slugging Percentage (295 ranked)	104	4	0.467
Stolen Bases (295 ranked)	177	5	34
Stolen Bases Per Game (295 ranked)	201	9	0.89
Strikeout-to-Walk Ratio (295 ranked)	137	10	1.82
Strikeouts Per Nine Innings (295 ranked)	25	1	10.3
Triples (291 ranked)	189	9	5
Triples Per Game (294 ranked)	224	9	0.13
WHIP (295 ranked)	224	11	1.79
WL Pct (295 ranked)	185	8	0.447
Walks Allowed Per Nine Innings (295 ranked)	233	11	5.66

Individual				
Category	Name	Nat'l	Pac-12	Value
Base on Balls (127 ranked)	Ryan Campos	127	4	27
Base on Balls Per Game (147 ranked)	Nick McLain	147	6	0.79
Doubles (125 ranked)	Ryan Campos	5	1	18
	Jacob Tobias	125	7	12
Doubles Per Game (149 ranked)	Ryan Campos	9	1	0.47
Pitching Appearances (129 ranked)	Cole Carlon	23	2	19
	Sean Fitzpatrick	49	4	18
Runs (137 ranked)	Ryan Campos	137	3	38
Runs Batted In (138 ranked)	Ryan Campos	138	7	38
Saves (423 ranked)	Ryan Schiefer	216	10	2
	Cole Carlon	216	10	2
	Jaden Alba	423	17	1
	Matt Tieding	423	17	1
	Hunter Omlid	423	17	1
Strikeouts Per Nine Innings (150 ranked)	Connor Markl	145	6	10.1
Toughest to Strike Out (148 ranked)	Ryan Campos	133	3	8.6

2024 Sun Devil Baseball

RECORD BY POSITION STARTS


LF	CF	RF
Williams, 28 (13-15)	Jackson, 30 (14-16)	McLain, 27 (12-15)
Compton, 6 (1-5)	Vu, 7 (3-4)	Williams, 4 (1-3)
Campos, 2 (2-0)	McLain, 1 (0-1)	Vu, 4 (3-1)
Vu, 2 (1-1)		Cromwick, 3 (1-2)
SS	2B	1B
Ondina, 32 (14-18)	Mendoza, 30 (11-19)	Tobias, 35 (15-20)
Ryan, 5 (2-3)	Karstetter, 7 (5-2)	Vu, 2 (1-1)
Mendoza, 1 (1-0)	Kroeppel, 1 (1-0)	Lance, 1 (1-0)
3B	SP	DH
Demera, 16 (7-9)	Markl, 8 (4-4)	Compton, 24 (11-13)
Karstetter, 12 (4-8)	Burns, 6 (4-2)	Lance, 5 (2-3)
Ryan, 4 (1-3)	Meyer, 6 (3-3)	Cromwick, 3 (2-1)
Tobias, 1 (1-0)	Behrens, 5 (2-3)	Campos, 3 (1-2)
Contrades, 5 (4-1)	Jacobs, 4 (1-3)	Karstetter, 2 (1-1)
	Halvorson, 4 (1-3)	Demera, 1 (0-1)
	Giblin, 1 (1-0)	
	Cornelius, 1 (1-0)	
	Barnes, 1 (0-1)	
	Carlson, 1 (0-1)	
	Tieding, 1 (0-1)	
C		
Campos, 33 (14-19)		
Newman, 5 (3-2)		

DOUBLE PLAYS

Gm #	Date	Opponent	Pitcher (SZN #)	Scoring	Players	Inn	Outs	Score	Final
1-Feb. 16		Santa Clara	Burns (1)	KS 24 CS DP	Campos-Karstetter	3	1	5-0	11-6
4-Feb. 20		#24 Kansas State	Behrens (1)	643 GDP	Ondina-Mendoza-Tobias	2	0	0-0	9-6
4-Feb. 20		#24 Kansas State	Halvorson (1)	653 GDP	Ondina-Mendoza-Tobias	7	0	5-4	9-6
6-Feb. 23		Ohio State	Halvorson (2)	463 GDP	Karstetter-Ryan-Tobias	9	1	14-4	14-14
7-Feb. 24		Ohio State	Fitzpatrick (1)	643 GDP	Ondina-Mendoza-Tobias	6	1	3-2	4-13
8-Feb. 25		Ohio State	Meyer (1)	163 GDP	Meyer-Ondina-Tobias	4	1	5-4	10-8
8-Feb. 25		Ohio State	Carlson (1)	463 GDP	Karstetter-Ondina-Tobias	7	1	10-8	10-8
10-March 2		#5 TCU	Markl (1)	463 GDP	Mendoza-Ondina-Tobias	1	0	0-0	9-11
10-March 2		#5 TCU	Markl (2)	543 GDP	Karstetter-Mendoza-Tobias	3	1	0-0	9-11
11-March 3		#7 Texas A&M	Carlson (2)	463 GDP	Mendoza-Ondina-Tobias	4	1	1-10	5-10
12-March 5		@ UT Arlington	Schiefer (1)	463 GDP	Mendoza-Ondina-Tobias	8	1	6-2	6-3
12-March 5		@ UT Arlington	Carlson (3)	643 GDP	Ondina-Mendoza-Tobias	9	1	6-3	6-3
16-March 12		New Mexico	Tieding (1)	543 GDP	Ryan-Karstetter-Tobias	7	0	3-6	4-6
22-March 22		@ Washington State	Burns (2)	KS 24 CS DP	Campos-Mendoza	4	1	4-0	7-8
23-March 23		@ Washington State	Markl (3)	463 GDP	Mendoza-Ondina-Tobias	6	0	1-2	2-3
26-March 28		Cal	Tieding (2)	463 GDP	Mendoza-Ondina-Tobias	5	0	7-4	14-8
30-April 5		@ #5 Oregon State	Tieding (3)	63 GDP	Ondina-Vu	3	1	0-5	8-13
31-April 6		@ #5 Oregon State	Markl (4)	F92 DP	McLain-Campos	2	1	0-2	1-9
34-April 12		Utah	Jacobs (1)	262 CS DP	Campos-Ondina-Campos	3	1	0-1	0-10
35-April 13		Utah	Markl (5)	5U-3 GDP	Demera-Tobias	3	1	5-0	8-3
35-April 13		Utah	Markl (6)	463 GDP	Karstetter-Ondina-Tobias	4	1	5-0	8-3
35-April 13		Utah	Omlid (1)	643 GDP	Ondina-Karstetter-Tobias	6	0	8-1	8-3
35-April 13		Utah	Omlid (2)	463 GDP	Karstetter-Ondina-Tobias	9	0	8-3	8-3

2024 Sun Devil Baseball

TV/RADIO ROSTER



#2, ETHAN MENDOZA
FR. • INF • R/R • 5-10 • 175



#3, NICK MCLAIN
SO. • OF • S/R • 5-10 • 185



#4, JAX RYAN
FR. • INF • R/R • 6-1 • 190




#5, TREY NEWMAN
R. SR. • C • R/R • 5-9 • 180




#6, NU'U CONTRADES
SO. • INF • R/R • 5-10 • 190



#7, EAMONN LANCE
GR. • INF • R/R • 6-1 • 195



#8, STEVEN ONDINA
SR. • INF • R/R • 5-8 • 160



#9, KEVIN KARSTETTER
SR. • INF • R/R • 6-3 • 220



#10, BENNETT FRYMAN
FR. • LHP/OF • L/L • 5-11 • 195




#11, KIEN VU
SO. • OF • L/L • 5-11 • 170



#12, HARRIS WILLIAMS
R. SR. • OF • L/R • 5-10 • 190



#13, TYLER MEYER
R. SO. • RHP • R/R • 6-3 • 215



#14, COLE CARLON
FR. • LHP/INF • L/L • 6-5 • 220



#15, THOMAS BURNS
FR. • RHP • R/R • 6-3 • 210



#17, RYAN CAMPOS
JR. • C • L/R • 5-9 • 180



#18, JACOB TOBIAS
JR. • INF • L/R • 6-1 • 225



#21, JOSIAH CROMWICK
SR. • C • R/R • 6-2 • 200



#22, BEN JACOBS
SO. • LHP • L/L • 6-2 • 190



#24, ISAIAH JACKSON
SO. • OF • L/R • 6-3 • 205



#25, BRADYN BARNES
FR. • LHP • L/L • 6-1 • 200

2024 Sun Devil Baseball

TV/RADIO ROSTER



#27, BRANDON COMPTON
R. FR. • LHP/OF • L/L • 6-1
• 210




#29, ALEC BELARDES
FR. • RHP • R/R • 6-2 • 210



#31, HUNTER OMLID
SR. • RHP • R/R • 6-2 • 200




#32, MARIO DEMERA
SR. • INF • R/R • 6-1 • 195



#35, JOSH BUTLER
FR. • RHP • R/R • 6-6 • 210



#36, WYATT HALVORSON
FR. • RHP • R/R • 6-3 • 215




#38, SEAN FITZPATRICK
SO. • LHP • L/L • 6-0 • 165



#40, JONAH GIBLIN
R. JR. • RHP • R/R • 6-4 • 230




#41, MATT CORNELIUS
JR. • LHP • R/L • 6-0 • 185



#43, RYAN KROEPEL
FR. • INF • L/R • 6-0 • 180



#44, MATT TIEDING
R. SR. • RHP • R/R • 6-3 • 225



#45, BROCK EDDY
FR. • RHP • R/R • 6-3 • 185



#47, ROHAN LETTOW
FR. • RHP • R/R • 6-2 • 180



#49, JADEN ALBA
FR. • RHP • R/R • 6-3 • 210



#50, BRODY BRIGGS
FR. • C • L/R • 6-1 • 195



#51, ADAM BEHRENS
FR. • RHP • L/R • 6-3 • 200



#52, CONNOR MARKL
SR. • LHP • L/L • 6-1 • 200



#54, RYAN SCHIEFER
JR. • RHP • R/R • 6-3 • 175



#30, WILLIE BLOOMQUIST
HEAD COACH



#20, SAM PERAZA
PITCHING COACH

Five-Time NCAA Champions (1965, 1967, 1969, 1977, 1981) | 22 College World Series Appearances | 21 Conference Championships

132 All-Americans | 14 National Players of the Year | 13 College Baseball Hall of Fame Members | 941 Letterwinners

473 Major League Baseball Draft Picks | 117 Major Leaguers | 52 Major League Baseball First-Round Draft Picks

2024 Sun Devil Baseball
Statistics Summary for Arizona State (as of Apr 18, 2024)
(All games)

Record: 17-21 Home: 12-9 Away: 5-9 Neutral: 0-3 Pac-12: 7-11

Date	Opponent	Score	Player	avg	slug	ob%	g	ab	r	h	2b	3b	hr	rbi	bb	so	sb	cs	e
2/16	SANTA CLARA	w 11-6	Compton, Brandon	.317	.577	.404	35	123	26	39	11	0	7	30	17	40	2	0	0
2/17	SANTA CLARA	w 14-13	Campos, Ryan	.308	.596	.424	38	146	38	45	18	0	8	38	27	17	2	3	3
2/18	SANTA CLARA	L 13-14	Tobias, Jacob	.308	.534	.389	38	146	23	45	12	0	7	17	16	37	1	2	2
2/20	#24 KANSAS STATE	w 9-6	Williams, Harris	.284	.493	.394	36	134	28	38	11	1	5	21	19	24	7	2	3
2/22	OHIO STATE	L 4-11	Ondina, Steven	.270	.322	.317	38	115	18	31	3	0	1	7	7	15	5	1	7
2/23	OHIO STATE	w 14-4	Mendoza, Ethan	.268	.333	.321	35	123	14	33	6	1	0	15	8	16	0	1	7
2/24	OHIO STATE	L 4-13	McLain, Nick	.243	.456	.397	29	103	19	25	8	1	4	26	23	18	3	0	0
2/25	OHIO STATE	w 10-8	Jackson, Isaiah	.237	.439	.341	34	114	19	27	5	0	6	23	16	33	1	0	3
3/1	vs #7 Texas A&M	L 0-4	-----																
3/2	vs #5 TCU	L 9-11	Vu, Kien	.431	.754	.493	27	65	21	28	7	1	4	21	6	15	8	0	1
3/3	vs #7 Texas A&M	L 5-10	Karstetter, Kevin	.297	.392	.409	23	74	12	22	5	1	0	7	12	18	3	0	1
3/5	at UT Arlington	w 6-3	Lance, Eamonn	.241	.586	.333	16	29	7	7	1	0	3	7	4	10	0	0	0
*3/8	OREGON	w 5-4	Contrades, Nu'u	.238	.524	.346	5	21	6	5	3	0	1	6	3	4	0	0	3
*3/9	OREGON	L 4-6	Ryan, Jax	.231	.308	.375	17	26	5	6	2	0	0	0	5	11	1	0	2
*3/10	OREGON	L 5-8	Demera, Mario	.228	.333	.274	21	57	5	13	3	0	1	10	4	11	1	1	3
3/12	NEW MEXICO	L 4-6	Cromwick, Josiah	.154	.231	.185	15	26	1	4	2	0	0	2	0	12	0	0	0
*3/15	at Arizona	w 3-2	Newman, Trey	.077	.077	.200	8	13	1	1	0	0	0	0	2	7	0	0	0
*3/16	at Arizona	w 4-0	Kroepel, Ryan	.000	.000	.000	5	5	0	0	0	0	0	0	0	0	0	0	0
*3/17	at Arizona	L 3-14	Totals	.280	.467	.372	38	1320	243	369	97	5	47	230	169	288	34	10	45
3/19	UTAH VALLEY	w 5-4	Opponents	.293	.507	.401	38	1305	288	382	82	7	61	278	207	376	52	19	42
3/20	UTAH VALLEY	L 5-7																	
*3/22	at Washington State	L 7-8	LOB - Team (307), Opp (315). DPs turned - Team (23), Opp (32). IBB - Team (1),																
*3/23	at Washington State	L 2-3	Williams, H. 1, Opp (7). Picked off - Vu, Kien 1, Compton, B. 1, Mendoza, E. 1,																
*3/24	at Washington State	L 6-8	Karstetter 1.																
3/25	at UNLV	w 10-9																	
*3/28	CALIFORNIA	w 14-8	Player	era	w-l	app	qs	cg	sh	sv	ip	h	r	er	bb	so	avg	hr	
*3/29	CALIFORNIA	w 10-9	Markl, Connor	3.95	3-2	8	8	0	0	0	41.0	42	21	18	18	46	.273	3	
*3/30	CALIFORNIA	w 9-6	Jacobs, Ben	5.67	3-2	14	4	0	0	0	33.1	31	25	21	19	48	.248	9	
4/2	GRAND CANYON	w 9-8	-----																
*4/5	at #5 Oregon State	L 8-13	Schiefer, Ryan	3.60	0-3	15	0	0	0	2	30.0	20	14	12	20	38	.192	4	
*4/6	at #5 Oregon State	L 1-9	Omlid, Hunter	4.22	2-2	15	0	0	0	1	21.1	15	10	10	11	29	.197	7	
*4/7	at #5 Oregon State	L 7-9	Burns, Thomas	4.75	1-1	6	6	0	0	0	30.1	23	16	16	24	39	.213	7	
4/9	at Grand Canyon	L 3-5	Halvorson, Wyatt	6.33	1-2	15	4	0	0	0	27.0	28	21	19	15	42	.275	4	
*4/12	UTAH	L 0-10	Giblin, Jonah	6.62	0-0	10	1	0	0	0	17.2	22	14	13	11	19	.301	4	
*4/13	UTAH	w 8-3	Tieding, Matt	6.84	1-0	13	1	0	0	1	25.0	40	22	19	6	17	.351	2	
*4/14	UTAH	L 5-11	Alba, Jaden	8.10	0-0	5	0	0	0	1	3.1	7	3	3	1	1	.412	0	
4/16	at Cal State Fullerton	w 3-1	Carlton, Cole	8.13	2-1	19	1	0	0	2	27.2	37	26	25	17	25	.339	4	
4/17	at Cal State Fullerton	L 4-14	Fitzpatrick, Sean	8.22	0-2	18	0	0	0	0	15.1	22	18	14	7	17	.344	4	
			Behrens, Adam	8.88	2-3	10	5	0	0	0	25.1	40	28	25	13	15	.364	5	
			Barnes, Bradyn	12.00	0-1	5	1	0	0	0	3.0	5	5	4	12	6	.385	1	
			Cornelius, Matt	14.21	2-0	8	1	0	0	0	6.1	11	11	10	5	10	.333	1	
			Meyer, Tyler	16.20	0-2	7	6	0	0	0	16.2	26	35	30	18	20	.356	2	
			Fryman, Bennett	18.00	0-0	2	0	0	0	0	1.0	1	2	2	3	0	.250	1	
			Butler, Josh	23.62	0-0	4	0	0	0	0	2.2	6	8	7	3	2	.429	1	
			Eddy, Brok	32.40	0-0	2	0	0	0	0	1.2	5	6	6	2	2	.500	2	
			Lettow, Rohan	81.00	0-0	1	0	0	0	0	0.1	1	3	3	2	0	.500	0	
			Totals	7.03	17-21	38	38	0	1	7	329.0	382	288	257	207	376	.293	61	
			Opponents	6.04	21-17	38	38	2	2	11	328.0	369	243	220	169	288	.280	47	

PB - Team (4), Campos, Ryan 3, Newman, Trey 1, Opp (3). Pickoffs - Team (5), Schiefer, R. 2, Behrens, A. 1, Markl, C. 1, Carlton, Cole 1, Opp (4). SBA/ATT - Campos, Ryan (40-54), Schiefer, R. (8-11), Newman, Trey (10-10), Carlton, Cole (6-8), Markl, C. (5-7), Jacobs, Ben (2-6), Meyer, Tyler (5-6), Behrens, A. (4-5), Halvorson, W (4-5), Tieding, M. (5-5), Burns, T. (2-5), Barnes, B. (4-4), Giblin, J. (2-3), Omlid, H. (2-2), Fitzpatrick (1-2), Cornelius, M (2-2), Cromwick, J. (0-1).

Score by innings	1	2	3	4	5	6	7	8	9	Total
Arizona State	28	20	46	27	28	21	38	18	17	243
Opponents	39	36	21	26	40	39	28	26	33	288

Win-loss breakouts: Day 4-11; Night 13-10; vs Left 7-8; vs Right 10-13;
1-run games 7-3; 2-run games 2-7; 5+run games 4-9; Extra inns 0-0; Shutouts 1-2.
Current streak: Lost 1; Longest winning streak: 5; Longest losing streak: 5.
Attendance: Home 64407 (avg 3067); Away 59194 (avg 3482); Total 123601 (avg 3252).

2024 Sun Devil Baseball

Overall Statistics for Arizona State (as of Apr 18, 2024)

(All games Sorted by Batting avg)

Record: 17-21 Home: 12-9 Away: 5-9 Neutral: 0-3 Pac-12: 7-11

Player	avg	gp-gs	ab	r	h	2b	3b	hr	rbi	tb	slg%	bb	hp	so	gdp	ob%	sf	sh	sb-att	po	a	e	fld%
27 Compton, Brandon	.317	35-30	123	26	39	11	0	7	30	71	.577	17	1	40	2	.404	0	0	2-2	12	0	0	1.000
17 Campos, Ryan	.308	38-38	146	38	45	18	0	8	38	87	.596	27	3	17	4	.424	1	0	2-5	330	27	3	.992
18 Tobias, Jacob	.308	38-36	146	23	45	12	0	7	17	78	.534	16	4	37	3	.389	1	0	1-3	225	22	2	.992
12 Williams, Harris	.284	36-32	134	28	38	11	1	5	21	66	.493	19	6	24	2	.394	1	0	7-9	53	1	3	.947
8 Ondina, Steven	.270	38-32	115	18	31	3	0	1	7	37	.322	7	1	15	1	.317	0	1	5-6	43	70	7	.942
2 Mendoza, Ethan	.268	35-31	123	14	33	6	1	0	15	41	.333	8	2	16	3	.321	1	1	0-1	42	49	7	.929
3 McLain, Nick	.243	29-28	103	19	25	8	1	4	26	47	.456	23	4	18	2	.397	1	0	3-3	58	3	0	1.000
24 Jackson, Isaiah	.237	34-30	114	19	27	5	0	6	23	50	.439	16	3	33	2	.341	2	0	1-1	63	2	3	.956

11 Vu, Kien	.431	27-15	65	21	28	7	1	4	21	49	.754	6	2	15	0	.493	0	0	8-8	35	2	1	.974
9 Karstetter, Kevin	.297	23-21	74	12	22	5	1	0	7	29	.392	12	2	18	0	.409	0	0	3-3	15	30	1	.978
7 Lance, Eamonn	.241	16-6	29	7	7	1	0	3	7	17	.586	4	0	10	1	.333	0	0	0-0	6	1	0	1.000
6 Contrades, Nu'u	.238	5-5	21	6	5	3	0	1	6	11	.524	3	1	4	2	.346	1	0	0-0	2	8	3	.769
4 Ryan, Jax	.231	17-9	26	5	6	2	0	0	0	8	.308	5	1	11	0	.375	0	0	1-1	9	17	2	.929
32 Demera, Mario	.228	21-17	57	5	13	3	0	1	10	19	.333	4	0	11	1	.274	1	3	1-2	14	25	3	.929
21 Cromwick, Josiah	.154	15-6	26	1	4	2	0	0	2	6	.231	0	1	12	0	.185	0	0	0-0	11	1	0	1.000
5 Newman, Trey	.077	8-5	13	1	1	0	0	0	0	1	.077	2	0	7	0	.200	0	0	0-0	52	2	0	1.000
43 Kroepel, Ryan	.000	5-1	5	0	0	0	0	0	0	0	.000	0	0	0	0	.000	0	0	0-0	1	5	0	1.000
Totals	.280	38	1320	243	369	97	5	47	230	617	.467	169	31	288	23	.372	9	5	34-44	987	301	45	.966
Opponents	.293	38	1305	288	382	82	7	61	278	661	.507	207	42	376	17	.401	21	15	52-71	984	374	42	.970

LOB - Team (307), Opp (315). DPs turned - Team (23), Opp (32). IBB - Team (1), Williams, H. 1, Opp (7). Picked off - Vu, Kien 1, Compton, B. 1, Mendoza, E. 1, Karstetter 1.

(All games Sorted by Earned run avg)

Player	era	w-l	app	gs	cg	sho	sv	ip	h	r	er	bb	so	2b	3b	hr	b/avg	wp	hp	bk	sfa	sha
52 Markl, Connor	3.95	3-2	8	8	0	0/1	0	41.0	42	21	18	18	46	7	0	3	.273	2	4	1	2	1
22 Jacobs, Ben	5.67	3-2	14	4	0	0/0	0	33.1	31	25	21	19	48	7	2	9	.248	1	2	1	1	2

54 Schiefer, Ryan	3.60	0-3	15	0	0	0/1	2	30.0	20	14	12	20	38	2	1	4	.192	2	4	0	0	0
31 Omlid, Hunter	4.22	2-2	15	0	0	0/0	1	21.1	15	10	10	11	29	3	0	7	.197	0	2	0	0	1
15 Burns, Thomas	4.75	1-1	6	6	0	0/0	0	30.1	23	16	16	24	39	4	0	7	.213	2	3	1	2	0
36 Halvorson, Wyatt	6.33	1-2	15	4	0	0/0	0	27.0	28	21	19	15	42	5	2	4	.275	3	3	0	4	0
40 Giblin, Jonah	6.62	0-0	10	1	0	0/0	0	17.2	22	14	13	11	19	4	0	4	.301	2	3	0	0	1
44 Tieding, Matt	6.84	1-0	13	1	0	0/0	1	25.0	40	22	19	6	17	12	1	2	.351	0	2	0	3	1
49 Alba, Jaden	8.10	0-0	5	0	0	0/0	1	3.1	7	3	3	1	1	1	0	0	.412	0	0	0	0	0
14 Carlon, Cole	8.13	2-1	19	1	0	0/0	2	27.2	37	26	25	17	25	6	1	4	.339	5	4	1	3	3
38 Fitzpatrick, Sean	8.22	0-2	18	0	0	0/0	0	15.1	22	18	14	7	17	7	0	4	.344	1	3	1	1	3
51 Behrens, Adam	8.88	2-3	10	5	0	0/0	0	25.1	40	28	25	13	15	9	0	5	.364	1	1	0	5	1
25 Barnes, Bradyn	12.00	0-1	5	1	0	0/0	0	3.0	5	5	4	12	6	2	0	1	.385	5	0	0	0	0
41 Cornelius, Matt	14.21	2-0	8	1	0	0/0	0	6.1	11	11	10	5	10	3	0	1	.333	1	0	0	0	0
13 Meyer, Tyler	16.20	0-2	7	6	0	0/0	0	16.2	26	35	30	18	20	7	0	2	.356	3	7	0	0	2
10 Fryman, Bennett	18.00	0-0	2	0	0	0/0	0	1.0	1	2	2	3	0	0	0	1	.250	1	1	0	0	0
35 Butler, Josh	23.62	0-0	4	0	0	0/0	0	2.2	6	8	7	3	2	2	0	1	.429	2	2	0	0	0
45 Eddy, Brok	32.40	0-0	2	0	0	0/0	0	1.2	5	6	6	2	2	0	0	2	.500	0	1	0	0	0
47 Lettow, Rohan	81.00	0-0	1	0	0	0/0	0	0.1	1	3	3	2	0	1	0	0	.500	1	0	0	0	0
Totals	7.03	17-21	38	38	0	1/1	7	329.0	382	288	257	207	376	82	7	61	.293	32	42	5	21	15
Opponents	6.04	21-17	38	38	2	2/1	11	328.0	369	243	220	169	288	97	5	47	.280	36	31	4	9	5

PB - Team (4), Campos, Ryan 3, Newman, Trey 1, Opp (3). Pickoffs - Team (5), Schiefer, R. 2, Behrens, A. 1, Markl, C. 1, Carlon, Cole 1, Opp (4). SBA/ATT - Campos, Ryan (40-54), Schiefer, R. (8-11), Newman, Trey (10-10), Carlon, Cole (6-8), Markl, C. (5-7), Jacobs, Ben (2-6), Meyer, Tyler (5-6), Behrens, A. (4-5), Halvorson, W (4-5), Tieding, M. (5-5), Burns, T. (2-5), Barnes, B. (4-4), Giblin, J. (2-3), Omlid, H. (2-2), Fitzpatrick (1-2), Cornelius, M (2-2), Cromwick, J. (0-1).

2024 Sun Devil Baseball
Overall Statistics for Arizona State (as of Apr 18, 2024)
(All games Sorted by Fielding pct)

Player	c	po	a	e	fld%	dp	sba	csb	sba%	pb	ci
3 McLain, Nick	61	58	3	0	1.000	1	0	0	---	0	0
5 Newman, Trey	54	52	2	0	1.000	0	10	0	1.000	1	0
27 Compton, Brandon	12	12	0	0	1.000	0	0	0	---	0	0
21 Cromwick, Josiah	12	11	1	0	1.000	0	0	1	.000	0	0
51 Behrens, Adam	8	4	4	0	1.000	0	4	1	.800	0	0
7 Lance, Eamonn	7	6	1	0	1.000	0	0	0	---	0	0
43 Kroepel, Ryan	6	1	5	0	1.000	0	0	0	---	0	0
13 Meyer, Tyler	5	2	3	0	1.000	1	5	1	.833	0	0
14 Carlon, Cole	5	2	3	0	1.000	0	6	2	.750	0	0
44 Tieding, Matt	2	0	2	0	1.000	0	5	0	1.000	0	0
41 Cornelius, Matt	1	0	1	0	1.000	0	2	0	1.000	0	0
25 Barnes, Bradyn	1	0	1	0	1.000	0	4	0	1.000	0	0
35 Butler, Josh	1	0	1	0	1.000	0	0	0	---	0	0
18 Tobias, Jacob	249	225	22	2	.992	19	0	0	---	0	0
17 Campos, Ryan	360	330	27	3	.992	4	40	14	.741	3	0
9 Karstetter, Kevin	46	15	30	1	.978	8	0	0	---	0	0
11 Vu, Kien	38	35	2	1	.974	1	0	0	---	0	0
24 Jackson, Isaiah	68	63	2	3	.956	0	0	0	---	0	0
12 Williams, Harris	57	53	1	3	.947	0	0	0	---	0	0
8 Ondina, Steven	120	43	70	7	.942	16	0	0	---	0	0
2 Mendoza, Ethan	98	42	49	7	.929	11	0	0	---	0	0
32 Demera, Mario	42	14	25	3	.929	1	0	0	---	0	0
4 Ryan, Jax	28	9	17	2	.929	2	0	0	---	0	0
38 Fitzpatrick, Sean	7	2	4	1	.857	0	1	1	.500	0	0
54 Schiefer, Ryan	6	0	5	1	.833	0	8	3	.727	0	0
15 Burns, Thomas	5	2	2	1	.800	0	2	3	.400	0	0
6 Contrades, Nu'u	13	2	8	3	.769	0	0	0	---	0	0
52 Markl, Connor	8	1	5	2	.750	0	5	2	.714	0	0
22 Jacobs, Ben	6	0	4	2	.667	0	2	4	.333	0	0
31 Omlid, Hunter	3	2	0	1	.667	0	2	0	1.000	0	0
40 Giblin, Jonah	2	0	1	1	.500	0	2	1	.667	0	0
36 Halvorson, Wyatt	2	1	0	1	.500	0	4	1	.800	0	0
47 Lettow, Rohan	0	0	0	0	.000	0	0	0	---	0	0
45 Eddy, Brok	0	0	0	0	.000	0	0	0	---	0	0
10 Fryman, Bennett	0	0	0	0	.000	0	0	0	---	0	0
49 Alba, Jaden	0	0	0	0	.000	0	0	0	---	0	0
Totals	1333	987	301	45	.966	23	52	19	.732	4	0
Opponents	1400	984	374	42	.970	32	34	10	.773	3	0

Hitting minimums - 1 Games 3.0 TPA/Game
Pitching minimums - 1 Games 0.9 IP/Game

2024 Sun Devil Baseball
Game Results for Arizona State (as of Apr 18, 2024)
(All games)

Date	Opponent	Score	Inns	Overall	Pac-12	Pitcher of record	Attend	Time
Feb 16, 2024	SANTA CLARA	w 11-6	9	1-0-0	0-0-0	Burns, T. (W 1-0)	3101	2:20
Feb 17, 2024	SANTA CLARA	w 14-13	9	2-0-0	0-0-0	Behrens, A. (W 1-0)	3004	3:00
Feb 18, 2024	SANTA CLARA	L 13-14	9	2-1-0	0-0-0	Omlid, H. (L 0-1)	2885	3:25
Feb 20, 2024	#24 KANSAS STATE	w 9-6	9	3-1-0	0-0-0	Cornelius, M (W 1-0)	2662	3:03
Feb 22, 2024	OHIO STATE	L 4-11	9	3-2-0	0-0-0	Jacobs, Ben (L 0-1)	2630	2:35
Feb 23, 2024	OHIO STATE	w 14-4	9	4-2-0	0-0-0	Cornelius, M (W 2-0)	3098	3:08
Feb 24, 2024	OHIO STATE	L 4-13	9	4-3-0	0-0-0	Omlid, H. (L 0-2)	2765	2:45
Feb 25, 2024	OHIO STATE	w 10-8	8	5-3-0	0-0-0	Behrens, A. (W 2-0)	2818	2:55
Mar 01, 2024	vs #7 Texas A&M	L 0-4	9	5-4-0	0-0-0	Burns, T. (L 1-1)	7273	2:41
Mar 02, 2024	vs #5 TCU	L 9-11	9	5-5-0	0-0-0	Behrens, A. (L 2-1)	10547	3:32
Mar 03, 2024	vs #7 Texas A&M	L 5-10	9	5-6-0	0-0-0	Meyer, Tyler (L 0-1)	6516	3:20
Mar 05, 2024	at UT Arlington	w 6-3	9	6-6-0	0-0-0	Omlid, H. (W 1-2)	748	2:26
* Mar 08, 2024	OREGON	w 5-4	9	7-6-0	1-0-0	Carlton, Cole (W 1-0)	3546	3:00
* Mar 09, 2024	OREGON	L 4-6	9	7-7-0	1-1-0	Carlton, Cole (L 1-1)	4271	3:05
* Mar 10, 2024	OREGON	L 5-8	9	7-8-0	1-2-0	Meyer, Tyler (L 0-2)	3251	3:04
Mar 12, 2024	NEW MEXICO	L 4-6	9	7-9-0	1-2-0	Fitzpatrick (L 0-1)	2691	3:00
* Mar 15, 2024	at Arizona	w 3-2	9	8-9-0	2-2-0	Jacobs, Ben (W 1-1)	4551	2:26
* Mar 16, 2024	at Arizona	w 4-0	9	9-9-0	3-2-0	Markl, C. (W 1-0)	5410	2:39
* Mar 17, 2024	at Arizona	L 3-14	9	9-10-0	3-3-0	Behrens, A. (L 2-2)	4369	3:31
Mar 19, 2024	UTAH VALLEY	w 5-4	9	10-10-0	3-3-0	Omlid, H. (W 2-2)	3100	2:48
Mar 20, 2024	UTAH VALLEY	L 5-7	9	10-11-0	3-3-0	Halvorson, W (L 0-1)	2695	3:05
* Mar 22, 2024	at Washington State	L 7-8	9	10-12-0	3-4-0	Schiefer, R. (L 0-1)	991	3:09
* Mar 23, 2024	at Washington State	L 2-3	9	10-13-0	3-5-0	Markl, C. (L 1-1)	846	2:21
* Mar 24, 2024	at Washington State	L 6-8	9	10-14-0	3-6-0	Halvorson, W (L 0-2)	757	2:57
Mar 25, 2024	at UNLV	w 10-9	9	11-14-0	3-6-0	Jacobs, Ben (W 2-1)	1442	2:56
* Mar 28, 2024	CALIFORNIA	w 14-8	9	12-14-0	4-6-0	Tieding, M. (W 1-0)	3348	2:55
* Mar 29, 2024	CALIFORNIA	w 10-9	9	13-14-0	5-6-0	Carlton, Cole (W 2-1)	3567	3:05
* Mar 30, 2024	CALIFORNIA	w 9-6	9	14-14-0	6-6-0	Markl, C. (W 2-1)	2989	2:50
Apr 02, 2024	GRAND CANYON	w 9-8	9	15-14-0	6-6-0	Jacobs, Ben (W 3-1)	3400	3:35
* Apr 05, 2024	at #5 Oregon State	L 8-13	9	15-15-0	6-7-0	Barnes, B. (L 0-1)	3597	3:35
* Apr 06, 2024	at #5 Oregon State	L 1-9	9	15-16-0	6-8-0	Markl, C. (L 2-2)	3899	2:20
* Apr 07, 2024	at #5 Oregon State	L 7-9	9	15-17-0	6-9-0	Schiefer, R. (L 0-2)	3696	3:07
Apr 09, 2024	at Grand Canyon	L 3-5	9	15-18-0	6-9-0	Fitzpatrick (L 0-2)	3014	2:27
* Apr 12, 2024	UTAH	L 0-10	9	15-19-0	6-10-0	Jacobs, Ben (L 3-2)	3280	2:50
* Apr 13, 2024	UTAH	w 8-3	9	16-19-0	7-10-0	Markl, C. (W 3-2)	2643	2:35
* Apr 14, 2024	UTAH	L 5-11	9	16-20-0	7-11-0	Schiefer, R. (L 0-3)	2663	3:15
Apr 16, 2024	at Cal State Fullerton	w 3-1	9	17-20-0	7-11-0	Halvorson, W (W 1-2)	663	2:29
Apr 17, 2024	at Cal State Fullerton	L 4-14	7	17-21-0	7-11-0	Behrens, A. (L 2-3)	875	3:00

() extra inning game

2024 Sun Devil Baseball
Games Summary for Arizona State (as of Apr 18, 2024)
(All games)

Score by innings	1	2	3	4	5	6	7	8	9	Total
Arizona State	28	20	46	27	28	21	38	18	17	243
Opponents	39	36	21	26	40	39	28	26	33	288

Record when ...										
Overall	17-21							After 6 leading	13-2	
Conference	7-11						 trailing	2-18	
Non-Conference	10-10						 tied	2-1	
Home games	12-9							After 7 leading	13-2	
Away games	5-9						 trailing	3-16	
Neutral site	0-3						 tied	1-2	
Day games	4-11							After 8 leading	12-1	
Night games	13-10						 trailing	3-18	
vs Left starter	7-8						 tied	1-1	
vs Right starter	10-13									
1-Run games	7-3							Hit 0 home runs	4-9	
2-Run games	2-7							... 1 home run	5-8	
5+Run games	4-9							... 2+ home runs	8-4	
Extra innings	0-0									
Shutouts	1-2							Opponent 0 home runs	5-1	
							 1 home run	7-6	
							 2+ HRs	5-14	
Scoring 0-2 runs	0-4							Made 0 errors	5-5	
..... 3-5 runs	5-11						 1 error	7-10	
..... 6-9 runs	5-5						 2+ errors	5-6	
..... 10+ runs	7-1									
Opponent 0-2 runs	3-0							Opp. made 0 errors	5-9	
..... 3-5 runs	5-3						 1 error	6-8	
..... 6-9 runs	8-8						 2+ errors	6-4	
..... 10+ runs	1-10									
Scored in 1st inning	6-7							Out-hit opponent	10-5	
Opp. scored in 1st	7-12							Out-hit by opponent	6-16	
Scores first	8-6							Hits are tied	1-0	
Opp. scores first	9-15									

Record when team scores:											
Runs	0	1	2	3	4	5	6	7	8	9	10+
W-L	0-2	0-1	0-1	2-2	1-5	2-4	1-1	0-2	1-1	3-1	7-1

Record when opponent scores:											
Runs	0	1	2	3	4	5	6	7	8	9	10+
W-L	1-0	1-0	1-0	2-1	3-1	0-1	3-2	0-1	3-3	2-2	1-10

Record when leading after:									
Inn.	1	2	3	4	5	6	7	8	
W-L	4-6	5-7	10-8	12-5	12-3	13-2	13-2	12-1	

Record when trailing after:								
Inn.	1	2	3	4	5	6	7	8
W-L	6-10	9-12	5-11	5-12	3-15	2-18	3-16	3-18

Record when tied after:								
Inn.	1	2	3	4	5	6	7	8
W-L	7-5	3-2	2-2	0-4	2-3	2-1	1-2	1-1

Current losing streak: 1
Longest winning streak: 5
Longest losing streak: 5

Home attendance : 64407 (21 dates avg = 3067)
Away attendance : 59194 (17 dates avg = 3482)
Total attendance: 123601 (38 dates avg = 3252)

2024 Sun Devil Baseball
Team Game-by-Game for Arizona State (as of Apr 18, 2024)
Batting (All games)

Date	Opponent	ab	r	h	rbi	2b	3b	hr	tb	bb	ibb	sb	cs	hbp	sac	sf	gdp	k	po	a	e	lob	avg
Feb 16	SANTA CLARA	39	11	17	11	8	0	3	34	1	0	0	0	1	0	1	2	5	27	8	1	7	.436
Feb 17	SANTA CLARA	40	14	16	14	3	0	4	31	6	0	0	0	0	0	0	0	9	27	12	3	8	.418
Feb 18	SANTA CLARA	39	13	13	13	1	0	3	23	8	0	0	0	3	0	1	0	9	27	8	1	11	.390
Feb 20	KANSAS STATE	34	9	10	9	1	0	1	14	6	0	4	0	2	0	0	1	14	27	13	1	9	.368
Feb 22	OHIO STATE	32	4	5	4	0	1	1	10	1	0	2	1	1	0	0	0	11	27	8	0	3	.332
Feb 23	OHIO STATE	40	14	17	13	2	2	2	29	5	0	3	0	0	1	1	0	6	27	7	1	9	.348
Feb 24	OHIO STATE	34	4	11	4	3	0	1	17	7	0	0	1	0	1	0	3	8	27	7	1	11	.345
Feb 25	OHIO STATE	36	10	15	10	3	0	1	21	5	0	0	0	3	0	0	2	8	24	9	1	13	.354
Mar 01	vs Texas A&M	29	0	2	0	1	0	0	3	2	0	0	0	0	0	0	0	12	24	5	1	4	.328
Mar 02	vs TCU	38	9	12	7	2	0	0	14	3	0	0	0	0	0	1	0	10	27	12	2	6	.327
Mar 03	vs Texas A&M	36	5	10	4	4	0	0	14	3	0	0	0	0	0	1	0	10	27	8	0	8	.322
Mar 05	at UT Arlington	33	6	6	5	1	0	0	7	5	0	0	0	1	0	0	0	6	27	8	3	6	.312
*Mar 08	OREGON	33	5	6	5	2	0	2	14	6	0	0	0	2	0	0	0	7	27	2	2	10	.302
*Mar 09	OREGON	35	4	8	3	1	0	3	18	4	0	0	0	0	0	0	0	9	27	9	1	8	.297
*Mar 10	OREGON	35	5	10	5	3	0	3	22	7	0	1	0	0	0	0	2	5	27	10	0	10	.296
Mar 12	NEW MEXICO	32	4	5	2	0	0	0	5	8	0	2	0	1	0	0	2	8	27	9	1	10	.288
*Mar 15	at Arizona	32	3	7	2	2	0	0	9	1	0	0	0	0	1	0	0	6	27	9	1	4	.285
*Mar 16	at Arizona	36	4	11	4	4	1	0	17	3	0	3	0	0	0	1	1	12	27	6	0	9	.286
*Mar 17	at Arizona	37	3	11	3	5	0	0	16	4	0	3	1	1	0	0	1	11	24	8	1	12	.287
Mar 19	UTAH VALLEY	27	5	4	5	2	0	1	9	10	1	0	1	1	0	0	0	8	27	6	1	9	.281
Mar 20	UTAH VALLEY	30	5	4	5	1	0	1	8	5	0	2	0	1	0	0	1	8	27	4	3	4	.275
*Mar 22	at Washington State	40	7	14	7	7	1	0	23	6	0	0	1	1	0	0	0	10	24	6	1	13	.279
*Mar 23	at Washington State	36	2	11	2	1	0	0	12	2	0	0	1	0	0	0	0	3	24	11	1	9	.280
*Mar 24	at Washington State	36	6	7	6	3	0	1	13	1	0	0	0	0	0	1	0	6	24	9	3	5	.277
Mar 25	at UNLV	39	10	12	10	3	0	3	24	3	0	2	0	1	0	0	0	5	27	10	1	6	.278
*Mar 28	CALIFORNIA	42	14	18	13	4	0	3	31	2	0	0	0	1	0	0	1	6	27	6	0	7	.285
*Mar 29	CALIFORNIA	30	10	6	9	2	0	2	14	12	0	1	0	2	0	0	0	7	27	5	0	10	.282
*Mar 30	CALIFORNIA	34	9	9	9	3	0	3	21	3	0	1	0	1	0	0	0	3	27	11	2	5	.282
Apr 02	GRAND CANYON	35	9	10	9	2	0	0	12	9	0	2	1	0	0	0	0	8	27	6	0	10	.282
*Apr 05	at Oregon State	36	8	11	8	2	0	1	16	7	0	2	1	2	1	0	1	6	24	5	2	11	.282
*Apr 06	at Oregon State	29	1	4	1	1	0	1	8	0	0	0	0	0	0	0	2	6	24	6	1	1	.279
*Apr 07	at Oregon State	36	7	12	6	4	0	1	19	6	0	2	1	1	1	0	1	8	24	6	0	10	.280
Apr 09	at Grand Canyon	36	3	10	3	3	0	0	13	3	0	0	1	3	0	0	1	7	24	10	3	12	.280
*Apr 12	UTAH	28	0	3	0	0	0	0	3	0	0	0	0	1	0	0	1	8	27	10	3	2	.276
*Apr 13	UTAH	36	8	13	8	6	0	1	22	4	0	1	0	0	0	1	0	7	27	10	2	9	.279
*Apr 14	UTAH	35	5	10	5	2	0	3	21	5	0	1	0	0	0	1	0	4	27	9	1	9	.279
Apr 16	at Cal State Fullerto	32	3	7	3	1	0	1	11	3	0	1	0	0	0	0	1	6	27	6	0	5	.277
Apr 17	at Cal State Fullerto	33	4	12	3	4	0	1	19	3	0	1	0	1	0	0	0	6	18	7	0	12	.280
Totals		1320	243	369	230	97	5	47	617	169	1	34	10	31	5	9	23	288	987	301	45	307	.280

2024 Sun Devil Baseball
Team Game-by-Game for Arizona State (as of Apr 18, 2024)
Pitching (All games)

Date	Opponent	ip	h	r	er	bb	so	2b	3b	hr	wp	bk	hbp	dp	ibb	score	w-l	sv	era
Feb 16	SANTA CLARA	9.0	5	6	5	2	13	1	0	2	1	1	3	1	0	11-6	1-0	0	5.00
Feb 17	SANTA CLARA	9.0	17	13	12	2	8	8	0	1	1	0	1	0	0	14-13	2-0	1	8.50
Feb 18	SANTA CLARA	9.0	15	14	13	5	14	1	0	4	4	0	2	0	0	13-14	2-1	1	10.00
Feb 20	KANSAS STATE	9.0	7	6	6	12	11	0	0	2	1	0	0	2	1	9-6	3-1	2	9.00
Feb 22	OHIO STATE	9.0	11	11	11	4	13	3	1	3	1	0	3	0	0	4-11	3-2	2	9.40
Feb 23	OHIO STATE	9.0	6	4	2	5	17	1	0	2	3	0	0	1	0	14-4	4-2	2	8.17
Feb 24	OHIO STATE	9.0	17	13	13	6	10	1	1	5	0	0	2	1	0	4-13	4-3	2	8.86
Feb 25	OHIO STATE	8.0	12	8	4	5	6	3	0	1	0	0	2	2	0	10-8	5-3	3	8.37
Mar 01	vs Texas A&M	8.0	4	4	4	7	12	0	0	2	2	0	2	0	0	0-4	5-4	3	7.97
Mar 02	vs TCU	9.0	13	11	7	6	4	2	1	0	0	1	1	2	0	9-11	5-5	3	7.88
Mar 03	vs Texas A&M	9.0	8	10	10	10	11	2	0	1	0	0	0	1	0	5-10	5-6	3	8.07
Mar 05	at UT Arlington	9.0	6	3	2	4	8	2	0	0	0	0	0	2	0	6-3	6-6	3	7.56
*Mar 08	OREGON	9.0	4	4	3	10	13	1	0	1	1	1	0	0	0	5-4	7-6	3	7.20
*Mar 09	OREGON	9.0	9	6	6	7	7	1	0	2	0	0	0	0	0	4-6	7-7	3	7.11
*Mar 10	OREGON	9.0	7	8	8	6	10	2	0	2	1	0	2	0	1	5-8	7-8	3	7.17
Mar 12	NEW MEXICO	9.0	7	6	6	4	14	1	0	2	2	1	1	1	0	4-6	7-9	3	7.10
*Mar 15	at Arizona	9.0	6	2	1	6	6	2	0	0	0	0	1	0	0	3-2	8-9	3	6.74
*Mar 16	at Arizona	9.0	1	0	0	4	12	0	0	0	0	0	0	0	0	4-0	9-9	4	6.36
*Mar 17	at Arizona	8.0	20	14	14	3	6	3	2	1	0	0	0	0	0	3-14	9-10	4	6.80
Mar 19	UTAH VALLEY	9.0	7	4	4	3	15	4	0	1	0	0	2	0	0	5-4	10-10	4	6.66
Mar 20	UTAH VALLEY	9.0	10	7	3	6	13	0	0	3	0	0	2	0	1	5-7	10-11	4	6.48
*Mar 22	at Washington State	8.0	10	8	7	5	12	1	0	2	0	0	0	1	0	7-8	10-12	4	6.54
*Mar 23	at Washington State	8.0	8	3	2	2	7	1	0	1	0	0	1	1	0	2-3	10-13	4	6.37
*Mar 24	at Washington State	8.0	12	8	8	5	7	3	1	1	1	0	1	0	0	6-8	10-14	4	6.47
Mar 25	at UNLV	9.0	14	9	8	2	9	2	0	1	1	0	1	0	0	10-9	11-14	4	6.53
*Mar 28	CALIFORNIA	9.0	9	8	8	5	10	3	0	1	0	0	0	1	0	14-8	12-14	4	6.59
*Mar 29	CALIFORNIA	9.0	14	9	9	6	9	4	0	2	1	1	1	0	0	10-9	13-14	4	6.68
*Mar 30	CALIFORNIA	9.0	10	6	5	5	9	2	0	0	0	0	1	0	0	9-6	14-14	5	6.62
Apr 02	GRAND CANYON	9.0	14	8	8	5	9	5	0	1	0	0	1	0	0	9-8	15-14	5	6.67
*Apr 05	at Oregon State	8.0	15	13	10	9	8	3	0	3	2	0	2	1	1	8-13	15-15	5	6.81
*Apr 06	at Oregon State	8.0	11	9	9	4	8	1	1	2	0	0	1	1	1	1-9	15-16	5	6.91
*Apr 07	at Oregon State	8.0	14	9	9	5	11	4	0	2	1	0	1	0	0	7-9	15-17	5	7.00
Apr 09	at Grand Canyon	8.0	9	5	2	3	4	2	0	1	0	0	0	0	0	3-5	15-18	5	6.87
*Apr 12	UTAH	9.0	10	10	9	8	5	1	0	2	2	0	2	1	0	0-10	15-19	5	6.93
*Apr 13	UTAH	9.0	6	3	3	6	9	1	0	2	2	0	2	4	0	8-3	16-19	6	6.82
*Apr 14	UTAH	9.0	14	11	11	8	8	4	0	4	0	0	2	0	2	5-11	16-20	6	6.94
Apr 16	at Cal State Fullerto	9.0	6	1	1	1	17	2	0	0	2	0	2	0	0	3-1	17-20	7	6.77
Apr 17	at Cal State Fullerto	6.0	14	14	14	11	11	5	0	1	3	0	0	0	0	4-14	17-21	7	7.03
Totals		329.0	382	288	257	207	376	82	7	61	32	5	42	23	7	243-288	17-21	7	7.03

2024 Sun Devil Baseball
Miscellaneous Stats for Arizona State (as of Apr 18, 2024)
(All games)

Multiple Hit Games	2	3	4	5+	Total
17 Campos, Ryan	13	1	-	-	14
27 Compton, Brandon	7	5	-	-	12
18 Tobias, Jacob	7	2	1	1	11
12 Williams, Harris	6	3	1	-	10
11 Vu, Kien	7	2	-	-	9
24 Jackson, Isaiah	6	2	-	-	8
2 Mendoza, Ethan	5	-	2	1	8
3 McLain, Nick	6	2	-	-	8
8 Ondina, Steven	6	2	-	-	8
9 Karstetter, Kevin	5	2	-	-	7
32 Demera, Mario	3	1	-	-	4
6 Contrades, Nu'u	1	-	-	-	1
4 Ryan, Jax	1	-	-	-	1
7 Lance, Eamonn	1	-	-	-	1
TEAM	74	22	4	2	102

Multiple RBI Games	2	3	4	5+	Total
17 Campos, Ryan	4	3	1	1	9
27 Compton, Brandon	2	4	2	-	8
11 Vu, Kien	5	1	-	-	6
3 McLain, Nick	3	1	1	1	6
12 Williams, Harris	4	-	1	-	5
24 Jackson, Isaiah	-	3	-	1	4
2 Mendoza, Ethan	2	1	-	-	3
18 Tobias, Jacob	-	1	1	-	2
32 Demera, Mario	1	-	1	-	2
8 Ondina, Steven	1	-	-	-	1
7 Lance, Eamonn	-	1	-	-	1
9 Karstetter, Kevin	1	-	-	-	1
21 Cromwick, Josiah	1	-	-	-	1
6 Contrades, Nu'u	-	-	1	-	1
TEAM	24	15	8	3	50

Hitting Streaks	Longest	Current
17 Campos, Ryan	9	7
3 McLain, Nick	8	1
18 Tobias, Jacob	8	1
8 Ondina, Steven	6	2
2 Mendoza, Ethan	5	-
27 Compton, Brandon	5	-
11 Vu, Kien	5	4
32 Demera, Mario	5	-
9 Karstetter, Kevin	4	-
12 Williams, Harris	4	1
24 Jackson, Isaiah	4	2
7 Lance, Eamonn	3	1
6 Contrades, Nu'u	2	2
21 Cromwick, Josiah	1	-
4 Ryan, Jax	1	-
5 Newman, Trey	1	1

Reached Base Streaks	Longest	Current
17 Campos, Ryan	30	7
18 Tobias, Jacob	12	4
12 Williams, Harris	11	1
2 Mendoza, Ethan	10	1
3 McLain, Nick	9	3
9 Karstetter, Kevin	8	-
8 Ondina, Steven	8	2
7 Lance, Eamonn	7	1
27 Compton, Brandon	7	1
11 Vu, Kien	6	6
32 Demera, Mario	5	-
6 Contrades, Nu'u	5	5
24 Jackson, Isaiah	5	2
4 Ryan, Jax	3	-
21 Cromwick, Josiah	2	-
5 Newman, Trey	1	1

2024 Sun Devil Baseball
Miscellaneous Stats for Arizona State (as of Apr 18, 2024)
(All games)

Starting Lineup By Position
(Team W-L record when starter)

PITCHER:		
52 Markl, Connor	8	(4-4)
13 Meyer, Tyler	6	(3-3)
15 Burns, Thomas	6	(4-2)
51 Behrens, Adam	5	(2-3)
36 Halvorson, Wyatt	4	(1-3)
22 Jacobs, Ben	4	(1-3)
25 Barnes, Bradyn	1	(0-1)
44 Tieding, Matt	1	(0-1)
40 Giblin, Jonah	1	(1-0)
41 Cornelius, Matt	1	(1-0)
14 Carlon, Cole	1	(0-1)
CATCHER:		
17 Campos, Ryan	33	(14-19)
5 Newman, Trey	5	(3-2)
FIRST BASE:		
18 Tobias, Jacob	35	(15-20)
11 Vu, Kien	2	(1-1)
7 Lance, Eamonn	1	(1-0)
SECOND BASE:		
2 Mendoza, Ethan	30	(11-19)
9 Karstetter, Kevin	7	(5-2)
43 Kroepel, Ryan	1	(1-0)
THIRD BASE:		
32 Demera, Mario	16	(7-9)
9 Karstetter, Kevin	12	(4-8)
6 Contrades, Nu'u	5	(4-1)
4 Ryan, Jax	4	(1-3)
18 Tobias, Jacob	1	(1-0)
SHORTSTOP:		
8 Ondina, Steven	32	(14-18)
4 Ryan, Jax	5	(2-3)
2 Mendoza, Ethan	1	(1-0)
LEFT FIELD:		
12 Williams, Harris	28	(13-15)
27 Compton, Brandon	6	(1-5)
11 Vu, Kien	2	(1-1)
17 Campos, Ryan	2	(2-0)
CENTER FIELD:		
24 Jackson, Isaiah	30	(14-16)
11 Vu, Kien	7	(3-4)
3 McLain, Nick	1	(0-1)
RIGHT FIELD:		
3 McLain, Nick	27	(12-15)
11 Vu, Kien	4	(3-1)
12 Williams, Harris	4	(1-3)
21 Cromwick, Josiah	3	(1-2)
DESIGNATED HITTER:		
27 Compton, Brandon	24	(11-13)
7 Lance, Eamonn	5	(2-3)
21 Cromwick, Josiah	3	(2-1)
17 Campos, Ryan	3	(1-2)
9 Karstetter, Kevin	2	(1-1)
32 Demera, Mario	1	(0-1)

Starting Lineup By Lineup Spot
(Team W-L record when starter)

LEADOFF:		
12 Williams, Harris	31	(14-17)
17 Campos, Ryan	7	(3-4)
2ND SPOT:		
17 Campos, Ryan	11	(6-5)
3 McLain, Nick	8	(3-5)
2 Mendoza, Ethan	7	(3-4)
6 Contrades, Nu'u	5	(4-1)
11 Vu, Kien	4	(0-4)
27 Compton, Brandon	3	(1-2)
3RD SPOT:		
17 Campos, Ryan	19	(8-11)
3 McLain, Nick	16	(8-8)
18 Tobias, Jacob	3	(1-2)
CLEANUP:		
18 Tobias, Jacob	30	(15-15)
7 Lance, Eamonn	4	(1-3)
9 Karstetter, Kevin	2	(1-1)
27 Compton, Brandon	1	(0-1)
11 Vu, Kien	1	(0-1)
5TH SPOT:		
9 Karstetter, Kevin	11	(5-6)
2 Mendoza, Ethan	8	(3-5)
27 Compton, Brandon	7	(4-3)
3 McLain, Nick	4	(1-3)
11 Vu, Kien	2	(2-0)
18 Tobias, Jacob	2	(0-2)
21 Cromwick, Josiah	1	(1-0)
12 Williams, Harris	1	(0-1)
7 Lance, Eamonn	1	(1-0)
17 Campos, Ryan	1	(0-1)
6TH SPOT:		
24 Jackson, Isaiah	14	(7-7)
27 Compton, Brandon	10	(2-8)
2 Mendoza, Ethan	8	(4-4)
9 Karstetter, Kevin	2	(1-1)
21 Cromwick, Josiah	1	(1-0)
7 Lance, Eamonn	1	(1-0)
32 Demera, Mario	1	(1-0)
18 Tobias, Jacob	1	(0-1)
7TH SPOT:		
24 Jackson, Isaiah	13	(6-7)
2 Mendoza, Ethan	6	(2-4)
9 Karstetter, Kevin	5	(3-2)
27 Compton, Brandon	5	(3-2)
11 Vu, Kien	3	(2-1)
21 Cromwick, Josiah	3	(0-3)
32 Demera, Mario	2	(1-1)
8 Ondina, Steven	1	(0-1)
8TH SPOT:		
32 Demera, Mario	14	(5-9)
5 Newman, Trey	5	(3-2)
27 Compton, Brandon	4	(2-2)
8 Ondina, Steven	4	(3-1)
24 Jackson, Isaiah	3	(1-2)
11 Vu, Kien	2	(1-1)
2 Mendoza, Ethan	2	(0-2)
4 Ryan, Jax	1	(0-1)
9 Karstetter, Kevin	1	(0-1)
43 Kroepel, Ryan	1	(1-0)
21 Cromwick, Josiah	1	(1-0)
9TH SPOT:		
8 Ondina, Steven	27	(11-16)
4 Ryan, Jax	8	(3-5)
11 Vu, Kien	3	(3-0)

STARTERS SUMMARY

[illegible]

2024 Sun Devil Baseball
Season Game Highs for Arizona State (as of Apr 18, 2024)
(All games)

TEAM GAME HIGHS

Batting

At bats:	42	-	vs California (Mar 28, 2024)
Runs scored:	14	-	vs Santa Clara (Feb 17, 2024)
	14	-	vs Ohio State (Feb 23, 2024)
	14	-	vs California (Mar 28, 2024)
Hits:	18	-	vs California (Mar 28, 2024)
RBIs:	14	-	vs Santa Clara (Feb 17, 2024)
Doubles:	8	-	vs Santa Clara (Feb 16, 2024)
Triples:	2	-	vs Ohio State (Feb 23, 2024)
Home runs:	4	-	vs Santa Clara (Feb 17, 2024)
Total bases:	34	-	vs Santa Clara (Feb 16, 2024)
Walks:	12	-	vs California (Mar 29, 2024)
Strikeouts:	14	-	vs Kansas State (Feb 20, 2024)
Sac hits:	1	-	(5 times)
Sac flies:	1	-	(9 times)
Stolen bases:	4	-	vs Kansas State (Feb 20, 2024)
Hit by pitch:	3	-	vs Santa Clara (Feb 18, 2024)
	3	-	vs Ohio State (Feb 25, 2024)
	3	-	at Grand Canyon (Apr 09, 2024)
Caught stealing:	1	-	(10 times)
Runners LOB:	13	-	vs Ohio State (Feb 25, 2024)
	13	-	at Washington State (Mar 22, 2024)
Hit into DP:	3	-	vs Ohio State (Feb 24, 2024)

Fielding

Putouts:	27	-	(27 times)
Assists:	13	-	vs Kansas State (Feb 20, 2024)
Errors:	3	-	(6 times)
Passed balls:	2	-	vs Oregon (Mar 09, 2024)
DPs turned:	4	-	vs Utah (Apr 13, 2024)

Pitching

Innings pitched:	9.0	-	(27 times)
Runs allowed:	14	-	vs Santa Clara (Feb 18, 2024)
	14	-	at Arizona (Mar 17, 2024)
	14	-	at Cal State Fullerton (Apr 17, 2024)
Earned runs:	14	-	at Arizona (Mar 17, 2024)
	14	-	at Cal State Fullerton (Apr 17, 2024)
Walks allowed:	12	-	vs Kansas State (Feb 20, 2024)
Strikeouts:	17	-	vs Ohio State (Feb 23, 2024)
	17	-	at Cal State Fullerton (Apr 16, 2024)
Hits allowed:	20	-	at Arizona (Mar 17, 2024)
Doubles allowed:	8	-	vs Santa Clara (Feb 17, 2024)
Triples allowed:	2	-	at Arizona (Mar 17, 2024)
Homers allowed:	5	-	vs Ohio State (Feb 24, 2024)
Wild pitches:	4	-	vs Santa Clara (Feb 18, 2024)
Hit batters:	3	-	vs Santa Clara (Feb 16, 2024)
	3	-	vs Ohio State (Feb 22, 2024)

2024 Sun Devil Baseball
Season Game Highs for Arizona State (as of Apr 18, 2024)
(All games)

INDIVIDUAL GAME HIGHS

Batting

At bats:	6	-	(4 times)
Runs scored:	3	-	(6 times)
Hits:	5	-	Mendoza, Ethan vs Santa Clara (Feb 18, 2024)
	5	-	Tobias, Jacob at Arizona (Mar 17, 2024)
RBIs:	6	-	Jackson, Isaiah vs Santa Clara (Feb 17, 2024)
Doubles:	2	-	(10 times)
Triples:	1	-	(5 times)
Home runs:	2	-	Campos, Ryan vs Santa Clara (Feb 18, 2024)
	2	-	Compton, Brandon vs Oregon (Mar 08, 2024)
	2	-	Campos, Ryan vs Oregon (Mar 10, 2024)
Total bases:	9	-	Compton, Brandon vs Oregon (Mar 08, 2024)
Walks:	3	-	Campos, Ryan vs Santa Clara (Feb 17, 2024)
	3	-	McLain, Nick vs New Mexico (Mar 12, 2024)
	3	-	Tobias, Jacob vs California (Mar 29, 2024)
Strikeouts:	3	-	(13 times)
Sac hits:	1	-	(5 times)
Sac flies:	1	-	(9 times)
Stolen bases:	2	-	(4 times)
Hit by pitch:	1	-	(31 times)
Caught stealing:	1	-	(10 times)
Runners LOB:	6	-	Mendoza, Ethan vs Utah Valley (Mar 19, 2024)
	6	-	Demera, Mario at Washington State (Mar 23, 2024)

Fielding

Putouts:	18	-	Campos, Ryan vs Ohio State (Feb 23, 2024)
Assists:	6	-	Ondina, Steven vs Kansas State (Feb 20, 2024)
Errors:	2	-	Contrades, Nu'u vs Santa Clara (Feb 17, 2024)
	2	-	Mendoza, Ethan at Grand Canyon (Apr 09, 2024)
	2	-	Mendoza, Ethan vs Utah (Apr 12, 2024)
Passed balls:	2	-	Campos, Ryan vs Oregon (Mar 09, 2024)

Pitching

Innings pitched:	7.0	-	Burns, Thomas at Arizona (Mar 15, 2024)
Runs allowed:	7	-	Jacobs, Ben at Oregon State (Apr 07, 2024)
Earned runs:	7	-	Jacobs, Ben at Oregon State (Apr 07, 2024)
Walks allowed:	9	-	Burns, Thomas vs Oregon (Mar 08, 2024)
Strikeouts:	13	-	Halvorson, Wyatt at Cal State Fullerton (Apr 16, 2024)
Hits allowed:	8	-	Tieding, Matt at Oregon State (Apr 05, 2024)
	8	-	Jacobs, Ben at Oregon State (Apr 07, 2024)
	8	-	Tieding, Matt vs Utah (Apr 14, 2024)
Doubles allowed:	4	-	Tieding, Matt vs Santa Clara (Feb 17, 2024)
	4	-	Jacobs, Ben at Oregon State (Apr 07, 2024)
Triples allowed:	1	-	(7 times)
Homers allowed:	2	-	(10 times)
Wild pitches:	3	-	Meyer, Tyler vs Santa Clara (Feb 18, 2024)
Hit batters:	2	-	(5 times)

2024 Sun Devil Baseball
 Starter Statistics for Arizona State (as of Apr 18, 2024)
 (All games Sorted by Batting avg)

Record: 17-21 Home: 12-9 Away: 5-9 Neutral: 0-3 Pac-12: 7-11

Player	avg	gp-gs	ab	r	h	2b	3b	hr	rbi	tb	slg%	bb	hp	so	gdp	ob%	sf	sh	sb-att	po	a	e	fld%
11 Vu, Kien	.411	15-15	56	19	23	6	1	4	17	43	.768	6	2	15	0	.484	0	0	8-8	35	2	1	.974
18 Tobias, Jacob	.315	36-36	143	23	45	12	0	7	17	78	.545	16	4	35	3	.396	1	0	1-3	224	22	2	.992
27 Compton, Brandon	.311	30-30	119	24	37	10	0	7	29	68	.571	14	1	39	2	.388	0	0	2-2	12	0	0	1.000
17 Campos, Ryan	.308	38-38	146	38	45	18	0	8	38	87	.596	27	3	17	4	.424	1	0	2-5	330	27	3	.992
9 Karstetter, Kevin	.297	21-21	74	12	22	5	1	0	7	29	.392	12	2	18	0	.409	0	0	3-3	15	28	1	.977
12 Williams, Harris	.285	32-32	130	28	37	10	1	5	19	64	.492	18	6	24	0	.394	1	0	7-9	53	1	3	.947
8 Ondina, Steven	.279	32-32	111	18	31	3	0	1	7	37	.333	7	1	14	1	.328	0	1	5-6	41	64	7	.938
2 Mendoza, Ethan	.262	31-31	122	14	32	6	1	0	15	40	.328	8	2	16	3	.316	1	1	0-1	42	49	7	.929
4 Ryan, Jax	.261	9-9	23	4	6	2	0	0	0	8	.348	5	1	8	0	.414	0	0	1-1	8	13	2	.913
3 McLain, Nick	.245	28-28	102	19	25	8	1	4	25	47	.461	23	4	18	2	.400	1	0	3-3	58	3	0	1.000
24 Jackson, Isaiah	.243	30-30	111	18	27	5	0	6	23	50	.450	16	3	32	2	.348	2	0	1-1	62	2	3	.955
32 Demera, Mario	.241	17-17	54	5	13	3	0	1	10	19	.352	4	0	9	1	.288	1	3	1-2	14	24	3	.927
6 Contrades, Nu'u	.238	5-5	21	6	5	3	0	1	6	11	.524	3	1	4	2	.346	1	0	0-0	2	8	3	.769
7 Lance, Eamonn	.227	6-6	22	5	5	1	0	2	5	12	.545	3	0	5	1	.320	0	0	0-0	4	1	0	1.000
21 Cromwick, Josiah	.105	6-6	19	1	2	2	0	0	2	4	.211	0	0	8	0	.105	0	0	0-0	6	0	0	1.000
5 Newman, Trey	.083	5-5	12	1	1	0	0	0	0	1	.083	2	0	6	0	.214	0	0	0-0	49	1	0	1.000
43 Kroepel, Ryan	.000	1-1	3	0	0	0	0	0	0	0	.000	0	0	0	0	.000	0	0	0-0	1	2	0	1.000
Totals	.281	38	1268	235	356	94	5	46	220	598	.472	164	30	268	21	.374	9	5	34-44	965	264	40	.968
Opponents	.294	38	1256	275	369	81	7	59	264	641	.510	198	40	354	15	.401	19	15	50-66	944	346	34	.974

(All games Sorted by Earned run avg)

Player	era	w-l	app	gs	cg	sho	sv	ip	h	r	er	bb	so	2b	3b	hr	b/avg	wp	hp	bk	sfa	sha
14 Carlon, Cole	0.00	0-0	1	1	0	0/0	0	3.0	4	1	0	0	2	0	0	0	.333	0	0	0	0	0
52 Markl, Connor	3.95	3-2	8	8	0	0/1	0	41.0	42	21	18	18	46	7	0	3	.273	2	4	1	2	1
36 Halvorson, Wyatt	4.15	1-2	4	4	0	0/0	0	13.0	13	8	6	3	25	3	1	2	.255	1	2	0	1	0
40 Giblin, Jonah	4.50	0-0	1	1	0	0/0	0	2.0	4	2	1	1	3	1	0	0	.400	0	0	0	0	0
15 Burns, Thomas	4.75	1-1	6	6	0	0/0	0	30.1	23	16	16	24	39	4	0	7	.213	2	3	1	2	0
22 Jacobs, Ben	8.62	0-2	4	4	0	0/0	0	15.2	21	15	15	8	21	6	1	4	.318	1	0	0	0	0
51 Behrens, Adam	11.48	0-2	5	5	0	0/0	0	13.1	21	17	17	8	8	6	0	4	.362	0	1	0	1	1
44 Tieding, Matt	12.00	0-0	1	1	0	0/0	0	3.0	8	4	4	0	2	3	0	1	.500	0	0	0	0	1
13 Meyer, Tyler	14.06	0-2	6	6	0	0/0	0	16.0	24	30	25	15	19	7	0	2	.348	3	7	0	0	2
25 Barnes, Bradyn	27.00	0-1	1	1	0	0/0	0	0.1	1	1	1	2	0	0	0	1	.500	1	0	0	0	0
41 Cornelius, Matt	99.00	0-0	1	1	0	0/0	0	0.0	2	4	4	2	0	0	0	0	.667	0	0	0	0	0
Totals	7.00	5-12	38	38	0	1/1	0	137.2	163	119	107	81	165	37	2	24	.297	10	17	2	6	5
Opponents	6.31	6-6	38	38	2	2/1	0	148.1	170	116	104	71	135	51	2	23	.285	13	12	2	4	2

2024 Sun Devil Baseball
Starter Statistics for Arizona State (as of Apr 18, 2024)
(All games Sorted by Fielding pct)

Player	c	po	a	e	fld%	dp	sba	csb	sba%	pb	ci
3 McLain, Nick	61	58	3	0	1.000	1	0	0	---	0	0
5 Newman, Trey	50	49	1	0	1.000	0	10	0	1.000	1	0
27 Compton, Brandon	12	12	0	0	1.000	0	0	0	---	0	0
21 Cromwick, Josiah	6	6	0	0	1.000	0	0	0	---	0	0
51 Behrens, Adam	6	3	3	0	1.000	0	2	0	1.000	0	0
13 Meyer, Tyler	5	2	3	0	1.000	1	4	1	.800	0	0
7 Lance, Eamonn	5	4	1	0	1.000	0	0	0	---	0	0
43 Kroepel, Ryan	3	1	2	0	1.000	0	0	0	---	0	0
44 Tieding, Matt	2	0	2	0	1.000	0	0	0	---	0	0
14 Carlon, Cole	1	0	1	0	1.000	0	0	1	.000	0	0
22 Jacobs, Ben	1	0	1	0	1.000	0	1	3	.250	0	0
18 Tobias, Jacob	248	224	22	2	.992	19	0	0	---	0	0
17 Campos, Ryan	360	330	27	3	.992	4	40	14	.741	3	0
9 Karstetter, Kevin	44	15	28	1	.977	8	0	0	---	0	0
11 Vu, Kien	38	35	2	1	.974	1	0	0	---	0	0
24 Jackson, Isaiah	67	62	2	3	.955	0	0	0	---	0	0
12 Williams, Harris	57	53	1	3	.947	0	0	0	---	0	0
8 Ondina, Steven	112	41	64	7	.938	13	0	0	---	0	0
2 Mendoza, Ethan	98	42	49	7	.929	11	0	0	---	0	0
32 Demera, Mario	41	14	24	3	.927	1	0	0	---	0	0
4 Ryan, Jax	23	8	13	2	.913	1	0	0	---	0	0
15 Burns, Thomas	5	2	2	1	.800	0	2	3	.400	0	0
6 Contrades, Nu'u	13	2	8	3	.769	0	0	0	---	0	0
52 Markl, Connor	8	1	5	2	.750	0	5	2	.714	0	0
36 Halvorson, Wyatt	2	1	0	1	.500	0	1	0	1.000	0	0
40 Giblin, Jonah	1	0	0	1	.000	0	2	0	1.000	0	0
41 Cornelius, Matt	0	0	0	0	.000	0	0	0	---	0	0
25 Barnes, Bradyn	0	0	0	0	.000	0	0	0	---	0	0
31 Omlid, Hunter	0	0	0	0	.000	0	0	0	---	0	0
35 Butler, Josh	0	0	0	0	.000	0	0	0	---	0	0
54 Schiefer, Ryan	0	0	0	0	.000	0	0	0	---	0	0
38 Fitzpatrick, Sean	0	0	0	0	.000	0	0	0	---	0	0
47 Lettow, Rohan	0	0	0	0	.000	0	0	0	---	0	0
45 Eddy, Brok	0	0	0	0	.000	0	0	0	---	0	0
49 Alba, Jaden	0	0	0	0	.000	0	0	0	---	0	0
10 Fryman, Bennett	0	0	0	0	.000	0	0	0	---	0	0
Totals	1269	965	264	40	.968	21	50	16	.758	4	0
Opponents	1324	944	346	34	.974	29	34	10	.773	3	0

2024 Sun Devil Baseball
Non-Starter Statistics for Arizona State (as of Apr 18, 2024)
(All games Sorted by Batting avg)

Record: 17-21 Home: 12-9 Away: 5-9 Neutral: 0-3 Pac-12: 7-11

Player	avg	gp-gs	ab	r	h	2b	3b	hr	rbi	tb	slg%	bb	hp	so	gdp	ob%	sf	sh	sb-att	po	a	e	fld%
2 Mendoza, Ethan	1.000	4-0	1	0	1	0	0	0	0	1	1.000	0	0	0	0	1.000	0	0	0-0	0	0	0	.000
11 Vu, Kien	.556	12-0	9	2	5	1	0	0	4	6	.667	0	0	0	0	.556	0	0	0-0	0	0	0	.000
27 Compton, Brandon	.500	5-0	4	2	2	1	0	0	1	3	.750	3	0	1	0	.714	0	0	0-0	0	0	0	.000
7 Lance, Eamonn	.286	10-0	7	2	2	0	0	1	2	5	.714	1	0	5	0	.375	0	0	0-0	2	0	0	1.000
21 Cromwick, Josiah	.286	9-0	7	0	2	0	0	0	0	2	.286	0	1	4	0	.375	0	0	0-0	5	1	0	1.000
12 Williams, Harris	.250	4-0	4	0	1	1	0	0	2	2	.500	1	0	0	2	.400	0	0	0-0	0	0	0	.000
8 Ondina, Steven	.000	6-0	4	0	0	0	0	0	0	0	.000	0	0	1	0	.000	0	0	0-0	2	6	0	1.000
4 Ryan, Jax	.000	8-0	3	1	0	0	0	0	0	0	.000	0	0	3	0	.000	0	0	0-0	1	4	0	1.000
24 Jackson, Isaiah	.000	4-0	3	1	0	0	0	0	0	0	.000	0	0	1	0	.000	0	0	0-0	1	0	0	1.000
32 Demera, Mario	.000	4-0	3	0	0	0	0	0	0	0	.000	0	0	2	0	.000	0	0	0-0	0	1	0	1.000
18 Tobias, Jacob	.000	2-0	3	0	0	0	0	0	0	0	.000	0	0	2	0	.000	0	0	0-0	1	0	0	1.000
43 Kroepel, Ryan	.000	4-0	2	0	0	0	0	0	0	0	.000	0	0	0	0	.000	0	0	0-0	0	3	0	1.000
5 Newman, Trey	.000	3-0	1	0	0	0	0	0	0	0	.000	0	0	1	0	.000	0	0	0-0	3	1	0	1.000
3 McLain, Nick	.000	1-0	1	0	0	0	0	0	1	0	.000	0	0	0	0	.000	0	0	0-0	0	0	0	.000

9 Karstetter, Kevin	.000	2-0	0	0	0	0	0	0	0	0	.000	0	0	0	0	.000	0	0	0-0	0	2	0	1.000
Totals	.250	38	52	8	13	3	0	1	10	19	.365	5	1	20	2	.328	0	0	0-0	22	37	5	.922
Opponents	.265	38	49	13	13	1	0	2	14	20	.408	9	2	22	2	.387	2	0	2-5	40	28	8	.895

(All games Sorted by Earned run avg)

Player	era	w-l	app	gs	cg	sho	sv	ip	h	r	er	bb	so	2b	3b	hr	b/avg	wp	hp	bk	sfa	sha
22 Jacobs, Ben	3.06	3-0	10	0	0	0/0	0	17.2	10	10	6	11	27	1	1	5	.169	0	2	1	1	2
54 Schiefer, Ryan	3.60	0-3	15	0	0	0/1	2	30.0	20	14	12	20	38	2	1	4	.192	2	4	0	0	0
31 Omlid, Hunter	4.22	2-2	15	0	0	0/0	1	21.1	15	10	10	11	29	3	0	7	.197	0	2	0	0	1
51 Behrens, Adam	6.00	2-1	5	0	0	0/0	0	12.0	19	11	8	5	7	3	0	1	.365	1	0	0	4	0
44 Tieding, Matt	6.14	1-0	12	0	0	0/0	1	22.0	32	18	15	6	15	9	1	1	.327	0	2	0	3	0
40 Giblin, Jonah	6.89	0-0	9	0	0	0/0	0	15.2	18	12	12	10	16	3	0	4	.286	2	3	0	0	1
49 Alba, Jaden	8.10	0-0	5	0	0	0/0	1	3.1	7	3	3	1	1	1	0	0	.412	0	0	0	0	0
38 Fitzpatrick, Sean	8.22	0-2	18	0	0	0/0	0	15.1	22	18	14	7	17	7	0	4	.344	1	3	1	1	3
36 Halvorson, Wyatt	8.36	0-0	11	0	0	0/0	0	14.0	15	13	13	12	17	2	1	2	.294	2	1	0	3	0
41 Cornelius, Matt	8.53	2-0	7	0	0	0/0	0	6.1	9	7	6	3	10	3	0	1	.300	1	0	0	0	0
14 Carlon, Cole	9.12	2-1	18	0	0	0/0	2	24.2	33	25	25	17	23	6	1	4	.340	5	4	1	3	3
25 Barnes, Bradyn	10.12	0-0	4	0	0	0/0	0	2.2	4	4	3	10	6	2	0	0	.364	4	0	0	0	0
10 Fryman, Bennett	18.00	0-0	2	0	0	0/0	0	1.0	1	2	2	3	0	0	0	1	.250	1	1	0	0	0
35 Butler, Josh	23.62	0-0	4	0	0	0/0	0	2.2	6	8	7	3	2	2	0	1	.429	2	2	0	0	0
45 Eddy, Brok	32.40	0-0	2	0	0	0/0	0	1.2	5	6	6	2	2	0	0	2	.500	0	1	0	0	0
13 Meyer, Tyler	67.50	0-0	1	0	0	0/0	0	0.2	2	5	5	3	1	0	0	0	.500	0	0	0	0	0
47 Lettow, Rohan	81.00	0-0	1	0	0	0/0	0	0.1	1	3	3	2	0	1	0	0	.500	1	0	0	0	0
Totals	7.06	12-9	38	0	0	1/1	7	191.1	219	169	150	126	211	45	5	37	.290	22	25	3	15	10
Opponents	5.81	15-11	38	0	0	2/1	11	179.2	199	127	116	98	153	46	3	24	.275	23	19	2	5	3

2024 Sun Devil Baseball
Non-Starter Statistics for Arizona State (as of Apr 18, 2024)
(All games Sorted by Fielding pct)

Player	c	po	a	e	fld%	dp	sba	csb	sba%	pb	ci
8 Ondina, Steven	8	2	6	0	1.000	3	0	0	---	0	0
21 Cromwick, Josiah	6	5	1	0	1.000	0	0	1	.000	0	0
4 Ryan, Jax	5	1	4	0	1.000	1	0	0	---	0	0
14 Carlon, Cole	4	2	2	0	1.000	0	6	1	.857	0	0
5 Newman, Trey	4	3	1	0	1.000	0	0	0	---	0	0
43 Kroepel, Ryan	3	0	3	0	1.000	0	0	0	---	0	0
7 Lance, Eamonn	2	2	0	0	1.000	0	0	0	---	0	0
51 Behrens, Adam	2	1	1	0	1.000	0	2	1	.667	0	0
9 Karstetter, Kevin	2	0	2	0	1.000	0	0	0	---	0	0
32 Demera, Mario	1	0	1	0	1.000	0	0	0	---	0	0
40 Giblin, Jonah	1	0	1	0	1.000	0	0	1	.000	0	0
24 Jackson, Isaiah	1	1	0	0	1.000	0	0	0	---	0	0
41 Cornelius, Matt	1	0	1	0	1.000	0	2	0	1.000	0	0
25 Barnes, Bradyn	1	0	1	0	1.000	0	4	0	1.000	0	0
35 Butler, Josh	1	0	1	0	1.000	0	0	0	---	0	0
18 Tobias, Jacob	1	1	0	0	1.000	0	0	0	---	0	0
38 Fitzpatrick, Sean	7	2	4	1	.857	0	1	1	.500	0	0
54 Schiefer, Ryan	6	0	5	1	.833	0	8	3	.727	0	0
31 Omlid, Hunter	3	2	0	1	.667	0	2	0	1.000	0	0
22 Jacobs, Ben	5	0	3	2	.600	0	1	1	.500	0	0
47 Lettow, Rohan	0	0	0	0	.000	0	0	0	---	0	0
13 Meyer, Tyler	0	0	0	0	.000	0	1	0	1.000	0	0
45 Eddy, Brok	0	0	0	0	.000	0	0	0	---	0	0
10 Fryman, Bennett	0	0	0	0	.000	0	0	0	---	0	0
36 Halvorson, Wyatt	0	0	0	0	.000	0	3	1	.750	0	0
49 Alba, Jaden	0	0	0	0	.000	0	0	0	---	0	0
44 Tieding, Matt	0	0	0	0	.000	0	5	0	1.000	0	0
2 Mendoza, Ethan	0	0	0	0	.000	0	0	0	---	0	0
17 Campos, Ryan	0	0	0	0	.000	0	0	0	---	0	0
6 Contrades, Nu'u	0	0	0	0	.000	0	0	0	---	0	0
52 Markl, Connor	0	0	0	0	.000	0	0	0	---	0	0
3 McLain, Nick	0	0	0	0	.000	0	0	0	---	0	0
12 Williams, Harris	0	0	0	0	.000	0	0	0	---	0	0
27 Compton, Brandon	0	0	0	0	.000	0	0	0	---	0	0
11 Vu, Kien	0	0	0	0	.000	0	0	0	---	0	0
15 Burns, Thomas	0	0	0	0	.000	0	0	0	---	0	0
Totals	64	22	37	5	.922	2	2	3	.400	0	0
Opponents	76	40	28	8	.895	3	0	0	---	0	0

2024 Sun Devil Baseball
Conference statistics for Arizona State (as of Apr 18, 2024)
(Pac-12 games only Sorted by Batting avg)

Record: 7-11 Home: 5-4 Away: 2-7 Pac-12: 7-11

Player	avg	gp-gs	ab	r	h	2b	3b	hr	rbi	tb	slg%	bb	hp	so	gdp	ob%	sf	sh	sb-att	po	a	e	fld%
17 Campos, Ryan	.338	18-18	71	20	24	12	0	4	18	48	.676	10	0	6	2	.415	1	0	0-1	161	20	2	.989
18 Tobias, Jacob	.329	18-17	70	10	23	6	0	4	6	41	.586	6	1	19	1	.390	0	0	1-3	101	10	0	1.000
27 Compton, Brandon	.283	16-15	60	11	17	4	0	3	8	30	.500	8	1	18	1	.377	0	0	2-2	6	0	0	1.000
2 Mendoza, Ethan	.262	17-16	65	5	17	4	0	0	8	21	.323	5	1	8	2	.324	0	0	0-1	26	23	4	.925
3 McLain, Nick	.238	18-18	63	9	15	6	1	3	17	32	.508	16	3	11	1	.410	1	0	2-2	35	2	0	1.000
12 Williams, Harris	.234	17-15	64	14	15	5	1	2	5	28	.438	7	2	9	1	.324	1	0	1-2	24	0	2	.923
8 Ondina, Steven	.220	18-16	59	4	13	1	0	0	3	14	.237	3	0	6	0	.258	0	0	3-3	26	33	3	.952

11 Vu, Kien	.414	12-7	29	10	12	5	0	3	9	26	.897	3	1	8	0	.485	0	0	4-4	18	0	1	.947
32 Demera, Mario	.300	13-13	40	5	12	3	0	1	9	18	.450	3	0	6	1	.341	1	3	1-1	10	20	3	.909
7 Lance, Eamonn	.250	11-5	24	5	6	1	0	3	7	16	.667	3	0	7	1	.333	0	0	0-0	2	0	0	1.000
4 Ryan, Jax	.250	8-4	12	1	3	1	0	0	0	4	.333	1	0	6	0	.308	0	0	0-0	4	7	1	.917
21 Cromwick, Josiah	.222	6-2	9	1	2	1	0	0	0	3	.333	0	1	3	0	.300	0	0	0-0	1	0	0	1.000
9 Karstetter, Kevin	.214	6-5	14	1	3	2	0	0	1	5	.357	3	1	3	0	.389	0	0	1-1	7	9	0	1.000
24 Jackson, Isaiah	.205	15-11	44	5	9	1	0	1	5	13	.295	5	1	13	0	.300	0	0	0-0	31	1	1	.970
5 Newman, Trey	.000	2-0	1	0	0	0	0	0	0	0	.000	0	0	1	0	.000	0	0	0-0	3	0	0	1.000
43 Kroepel, Ryan	.000	2-0	1	0	0	0	0	0	0	0	.000	0	0	0	0	.000	0	0	0-0	0	1	0	1.000
Totals	.273	18	626	101	171	52	2	24	96	299	.478	73	12	124	10	.358	4	3	15-20	465	138	21	.966
Opponents	.297	18	607	131	180	37	4	28	125	309	.509	104	17	157	7	.406	14	5	15-29	473	197	23	.967

LOB - Team (144), Opp (151). DPs turned - Team (10), Opp (16). IBB - Team (0), Opp (5). Picked off - Compton, B. 1, Karstetter 1, Mendoza, E. 1.

(Pac-12 games only Sorted by Earned run avg)

Player	era	w-l	app	gs	cg	sho	sv	ip	h	r	er	bb	so	2b	3b	hr	b/avg	wp	hp	bk	sfa	sha
52 Markl, Connor	2.54	3-2	5	5	0	0/1	0	28.1	24	10	8	13	31	4	0	2	.240	2	2	0	2	0
54 Schiefer, Ryan	4.58	0-3	9	0	0	0/1	2	19.2	16	12	10	14	25	1	0	4	.225	2	3	0	0	0
15 Burns, Thomas	4.76	0-0	3	3	0	0/0	0	17.0	15	9	9	16	18	4	0	2	.246	1	0	1	2	0
22 Jacobs, Ben	6.50	1-1	6	3	0	0/0	0	18.0	20	14	13	12	24	5	0	4	.282	1	1	0	0	1
44 Tieding, Matt	8.10	1-0	6	1	0	0/0	0	16.2	31	16	15	3	12	7	1	2	.403	0	1	0	3	1

49 Alba, Jaden	0.00	0-0	2	0	0	0/0	0	1.0	1	0	0	0	0	0	0	0	.250	0	0	0	0	0
31 Omlid, Hunter	3.24	0-0	7	0	0	0/0	1	8.1	6	3	3	7	6	0	0	3	.207	0	2	0	0	0
40 Giblin, Jonah	6.00	0-0	3	0	0	0/0	0	6.0	4	4	4	7	5	2	0	0	.182	0	1	0	0	0
38 Fitzpatrick, Sean	7.36	0-0	7	0	0	0/0	0	7.1	9	8	6	3	11	3	0	2	.310	0	1	0	1	0
51 Behrens, Adam	8.64	0-1	3	2	0	0/0	0	8.1	10	9	8	5	2	1	0	2	.286	0	0	0	2	0
13 Meyer, Tyler	9.00	0-1	1	1	0	0/0	0	4.0	2	4	4	1	5	1	0	1	.154	0	2	0	0	0
14 Carlon, Cole	13.06	2-1	7	0	0	0/0	0	10.1	20	15	15	6	7	5	1	2	.444	2	2	1	2	3
36 Halvorson, Wyatt	16.88	0-1	6	1	0	0/0	0	8.0	14	15	15	7	8	3	2	2	.400	1	1	0	2	0
10 Fryman, Bennett	27.00	0-0	1	0	0	0/0	0	0.1	0	1	1	2	0	0	0	0	.000	1	1	0	0	0
25 Barnes, Bradyn	27.00	0-1	1	1	0	0/0	0	0.1	1	1	1	2	0	0	0	1	.500	1	0	0	0	0
41 Cornelius, Matt	54.00	0-0	4	1	0	0/0	0	1.0	5	6	6	4	2	0	0	0	.556	0	0	0	0	0
35 Butler, Josh	99.00	0-0	1	0	0	0/0	0	0.1	2	4	4	2	1	1	0	1	.667	0	0	0	0	0
Totals	7.08	7-11	18	18	0	1/1	3	155.0	180	131	122	104	157	37	4	28	.297	11	17	2	14	5
Opponents	4.97	11-7	18	18	2	1/0	6	157.2	171	101	87	73	124	52	2	24	.273	13	12	0	4	3

PB - Team (2), Campos, Ryan 2, Opp (2). Pickoffs - Team (3), Schiefer, R. 2, Markl, C. 1, Opp (3). SBA/ATT - Campos, Ryan (14-25), Schiefer, R. (4-6), Jacobs, Ben (1-4), Carlon, Cole (3-4), Burns, T. (1-3), Halvorson, W (2-3), Behrens, A. (2-3), Tieding, M. (2-2), Markl, C. (0-2), Fitzpatrick (0-1), Meyer, Tyler (0-1).

2024 Sun Devil Baseball
Conference statistics for Arizona State (as of Apr 18, 2024)
(Pac-12 games only Sorted by Fielding pct)

Player	c	po	a	e	fld%	dp	sba	csb	sba%	pb	ci
18 Tobias, Jacob	111	101	10	0	1.000	7	0	0	---	0	0
3 McLain, Nick	37	35	2	0	1.000	1	0	0	---	0	0
9 Karstetter, Kevin	16	7	9	0	1.000	3	0	0	---	0	0
27 Compton, Brandon	6	6	0	0	1.000	0	0	0	---	0	0
54 Schiefer, Ryan	4	0	4	0	1.000	0	4	2	.667	0	0
14 Carlon, Cole	4	2	2	0	1.000	0	3	1	.750	0	0
51 Behrens, Adam	3	3	0	0	1.000	0	2	1	.667	0	0
5 Newman, Trey	3	3	0	0	1.000	0	0	0	---	0	0
7 Lance, Eamonn	2	2	0	0	1.000	0	0	0	---	0	0
38 Fitzpatrick, Sean	2	1	1	0	1.000	0	0	1	.000	0	0
15 Burns, Thomas	2	2	0	0	1.000	0	1	2	.333	0	0
44 Tieding, Matt	2	0	2	0	1.000	0	2	0	1.000	0	0
21 Cromwick, Josiah	1	1	0	0	1.000	0	0	0	---	0	0
43 Kroepel, Ryan	1	0	1	0	1.000	0	0	0	---	0	0
17 Campos, Ryan	183	161	20	2	.989	3	14	11	.560	2	0
24 Jackson, Isaiah	33	31	1	1	.970	0	0	0	---	0	0
8 Ondina, Steven	62	26	33	3	.952	7	0	0	---	0	0
11 Vu, Kien	19	18	0	1	.947	1	0	0	---	0	0
2 Mendoza, Ethan	53	26	23	4	.925	3	0	0	---	0	0
12 Williams, Harris	26	24	0	2	.923	0	0	0	---	0	0
4 Ryan, Jax	12	4	7	1	.917	0	0	0	---	0	0
32 Demera, Mario	33	10	20	3	.909	1	0	0	---	0	0
31 Omlid, Hunter	3	2	0	1	.667	0	0	0	---	0	0
52 Markl, Connor	4	0	2	2	.500	0	0	2	.000	0	0
22 Jacobs, Ben	2	0	1	1	.500	0	1	3	.250	0	0
49 Alba, Jaden	0	0	0	0	.000	0	0	0	---	0	0
10 Fryman, Bennett	0	0	0	0	.000	0	0	0	---	0	0
13 Meyer, Tyler	0	0	0	0	.000	0	0	1	.000	0	0
41 Cornelius, Matt	0	0	0	0	.000	0	0	0	---	0	0
35 Butler, Josh	0	0	0	0	.000	0	0	0	---	0	0
40 Giblin, Jonah	0	0	0	0	.000	0	0	0	---	0	0
25 Barnes, Bradyn	0	0	0	0	.000	0	0	0	---	0	0
36 Halvorson, Wyatt	0	0	0	0	.000	0	2	1	.667	0	0
Totals	624	465	138	21	.966	10	15	14	.517	2	0
Opponents	693	473	197	23	.967	16	15	5	.750	2	0

Hitting minimums - 1 Games 3.0 TPA/Game

Pitching minimums - 1 Games 0.9 IP/Game

2024 Sun Devil Baseball

Individual Game-by-Game for Arizona State (as of Apr 18, 2024)

#49 Alba, Jaden - 5 appearances (All games)

Date	Opponent	GS	IP	H	R	ER	BB	SO	2B	3B	HR	WP	BK	HBP	IBB	Score	W-L	Sv	ERA	NP
Mar 28	CALIFORNIA		0.2	0	0	0	0	0	0	0	0	0	0	0	0	14-8	0-0	0	0.00	9
Apr 02	GRAND CANYON		1.0	4	2	2	0	1	1	0	0	0	0	0	0	9-8	0-0	0	10.80	22
Apr 06	at Oregon State		0.1	1	0	0	0	0	0	0	0	0	0	0	0	1-9	0-0	0	9.00	8
Apr 16	at Cal State Fullert		1.0	0	0	0	0	0	0	0	0	0	0	0	0	3-1	0-0	1	6.00	15
Apr 17	at Cal State Fullert		0.1	2	1	1	1	0	0	0	0	0	0	0	0	4-14	0-0	1	8.10	16
Totals		0	3.1	7	3	3	1	1	1	0	0	0	0	0	0	31-40	0-0	1	8.10	-

#25 Barnes, Bradyn - 5 appearances (All games)

Date	Opponent	GS	IP	H	R	ER	BB	SO	2B	3B	HR	WP	BK	HBP	IBB	Score	W-L	Sv	ERA	NP
Feb 20	KANSAS STATE		0.2	0	1	1	4	2	0	0	0	0	0	0	1	9-6	0-0	0	13.50	25
Feb 23	OHIO STATE		0.1	1	1	0	2	0	0	0	0	2	0	0	0	14-4	0-0	0	9.00	16
Mar 03	vs Texas A&M		0.2	0	0	0	2	1	0	0	0	0	0	0	0	5-10	0-0	0	5.40	19
Apr 05	at Oregon State	*	0.1	1	1	1	2	0	0	0	1	1	0	0	0	8-13	0-1	0	9.00	22
Apr 17	at Cal State Fullert		1.0	3	2	2	2	3	2	0	0	2	0	0	0	4-14	0-1	0	12.00	33
Totals		1	3.0	5	5	4	12	6	2	0	1	5	0	0	1	40-47	0-1	0	12.00	-

#51 Behrens, Adam - 10 appearances (All games)

Date	Opponent	GS	IP	H	R	ER	BB	SO	2B	3B	HR	WP	BK	HBP	IBB	Score	W-L	Sv	ERA	NP
Feb 17	SANTA CLARA		1.1	2	1	1	1	0	0	0	0	1	0	0	0	14-13	1-0	0	6.75	29
Feb 20	KANSAS STATE	*	4.0	5	3	3	1	4	0	0	2	0	0	0	0	9-6	1-0	0	6.75	76
Feb 25	OHIO STATE		2.0	7	3	3	0	4	2	0	1	0	0	0	0	10-8	2-0	0	8.59	45
Mar 02	vs TCU		3.0	5	5	4	2	1	0	0	0	0	0	0	0	9-11	2-1	0	9.58	60
Mar 09	OREGON	*	4.1	4	3	3	3	1	0	0	1	0	0	0	0	4-6	2-1	0	8.59	81
Mar 17	at Arizona	*	1.1	5	5	5	0	1	1	0	1	0	0	0	0	3-14	2-2	0	10.69	31
Mar 25	at UNLV		3.0	4	1	0	0	2	1	0	0	0	0	0	0	10-9	2-2	0	9.00	50
Apr 02	GRAND CANYON	*	2.2	4	2	2	1	2	2	0	0	0	0	1	0	9-8	2-2	0	8.72	51
Apr 12	UTAH		2.2	1	1	0	2	0	0	0	0	0	0	0	0	0-10	2-2	0	7.77	54
Apr 17	at Cal State Fullert	*	1.0	3	4	4	3	0	3	0	0	0	0	0	0	4-14	2-3	0	8.88	37
Totals		5	25.1	40	28	25	13	15	9	0	5	1	0	1	0	72-99	2-3	0	8.88	-

#15 Burns, Thomas - 6 appearances (All games)

Date	Opponent	GS	IP	H	R	ER	BB	SO	2B	3B	HR	WP	BK	HBP	IBB	Score	W-L	Sv	ERA	NP
Feb 16	SANTA CLARA	*	5.0	1	1	1	1	7	0	0	1	0	0	1	0	11-6	1-0	0	1.80	64
Feb 23	OHIO STATE	*	4.1	4	2	2	1	8	0	0	2	0	0	0	0	14-4	1-0	0	2.89	91
Mar 01	vs Texas A&M	*	4.0	3	4	4	6	6	0	0	2	1	0	2	0	0-4	1-1	0	4.72	100
Mar 08	OREGON	*	5.1	3	3	3	9	8	1	0	1	1	1	0	0	5-4	1-1	0	4.82	118
Mar 15	at Arizona	*	7.0	5	1	1	5	3	2	0	0	0	0	0	0	3-2	1-1	0	3.86	108
Mar 22	at Washington Stat	*	4.2	7	5	5	2	7	1	0	1	0	0	0	0	7-8	1-1	0	4.75	94
Totals		6	30.1	23	16	16	24	39	4	0	7	2	1	3	0	40-28	1-1	0	4.75	-

#35 Butler, Josh - 4 appearances (All games)

Date	Opponent	GS	IP	H	R	ER	BB	SO	2B	3B	HR	WP	BK	HBP	IBB	Score	W-L	Sv	ERA	NP
Feb 16	SANTA CLARA		1.0	2	2	1	0	1	0	0	0	1	0	1	0	11-6	0-0	0	9.00	21
Feb 22	OHIO STATE		1.0	2	2	2	1	0	1	0	0	0	0	0	0	4-11	0-0	0	13.50	30
Mar 25	at UNLV		0.1	0	0	0	0	0	0	0	0	1	0	1	0	10-9	0-0	0	11.57	5
Mar 28	CALIFORNIA		0.1	2	4	4	2	1	1	0	1	0	0	0	0	14-8	0-0	0	23.62	28
Totals		0	2.2	6	8	7	3	2	2	0	1	2	0	2	0	39-34	0-0	0	23.62	-

2024 Sun Devil Baseball
Individual Game-by-Game for Arizona State (as of Apr 18, 2024)

#17 Campos, Ryan - 38 games (All games)

Date	Opponent	Pos	AB	R	H	RBI	2B	3B	HR	BB	SB	CS	HBP	SAC	SF	GDP	K	PO	A	E	Avg
Feb 16	SANTA CLARA	*c	5	1	1	0	1	0	0	0	0	0	0	0	0	0	1	12	1	0	.200
Feb 17	SANTA CLARA	*c	2	2	0	0	0	0	0	3	0	0	0	0	0	0	2	8	0	0	.143
Feb 18	SANTA CLARA	*c	5	2	2	5	0	0	2	1	0	0	0	0	0	0	0	13	1	1	.250
Feb 20	KANSAS STATE	*of/c	4	2	0	2	0	0	0	0	1	0	1	0	0	1	0	4	0	0	.188
Feb 22	OHIO STATE	*c	4	1	1	4	0	0	1	0	0	0	0	0	0	0	1	13	2	0	.200
Feb 23	OHIO STATE	*c	3	1	1	1	0	0	0	2	0	0	0	0	0	0	0	18	0	0	.217
Feb 24	OHIO STATE	*dh	4	1	1	0	0	0	0	1	0	0	0	0	0	1	1	0	0	0	.222
Feb 25	OHIO STATE	*c	5	1	2	1	1	0	0	0	0	0	0	0	0	0	1	7	0	0	.250
Mar 01	vs Texas A&M	*c	3	0	0	0	0	0	0	1	0	0	0	0	0	0	1	11	1	0	.229
Mar 02	vs TCU	*c	5	1	2	2	1	0	0	0	0	0	0	0	0	0	1	4	0	0	.250
Mar 03	vs Texas A&M	*c	3	2	1	1	1	0	0	2	0	0	0	0	0	0	1	11	0	0	.256
Mar 05	at UT Arlington	*c	4	0	0	0	0	0	0	1	0	0	0	0	0	0	2	10	0	0	.234
Mar 08	OREGON	*c	3	1	0	0	0	0	0	2	0	0	0	0	0	0	1	14	0	1	.220
Mar 09	OREGON	*c	4	1	2	1	0	0	1	0	0	0	0	0	0	0	1	7	2	0	.241
Mar 10	OREGON	*c	5	2	2	2	0	0	2	0	0	0	0	0	0	1	0	11	2	0	.254
Mar 12	NEW MEXICO	*c	3	1	1	0	0	0	0	2	0	0	0	0	0	0	0	14	1	0	.258
Mar 15	at Arizona	*c	4	0	1	0	0	0	0	0	0	0	0	0	0	0	0	7	3	0	.258
Mar 16	at Arizona	*c	4	1	2	1	1	0	0	0	0	0	0	0	1	0	1	11	2	0	.271
Mar 17	at Arizona	*c	3	1	1	1	1	0	0	1	0	0	0	0	0	0	1	4	0	0	.274
Mar 19	UTAH VALLEY	*c	2	0	0	0	0	0	0	2	0	1	0	0	0	0	0	15	0	0	.267
Mar 20	UTAH VALLEY	*dh	2	0	0	0	0	0	0	1	1	0	1	0	0	0	0	0	0	0	.260
Mar 22	at Washington Stat	*c	4	2	2	1	1	0	0	1	0	0	0	0	0	0	0	14	1	0	.272
Mar 23	at Washington Stat	*c	4	2	1	0	1	0	0	0	0	0	0	0	0	0	1	7	0	0	.271
Mar 24	at Washington Stat	*c	4	0	1	1	1	0	0	0	0	0	0	0	0	0	0	8	1	0	.270
Mar 25	at UNLV	*c	5	2	2	3	0	0	1	0	0	0	0	0	0	0	0	8	1	0	.277
Mar 28	CALIFORNIA	*c	5	2	2	0	1	0	0	0	0	0	0	0	0	0	0	10	0	0	.283
Mar 29	CALIFORNIA	*c	4	0	1	3	1	0	0	1	0	0	0	0	0	0	0	9	2	0	.282
Mar 30	CALIFORNIA	*c	4	1	1	3	1	0	0	1	0	0	0	0	0	0	0	9	0	0	.280
Apr 02	GRAND CANYON	*of/c	4	0	1	0	0	0	0	1	0	0	0	0	0	0	0	6	0	0	.279
Apr 05	at Oregon State	*c	3	2	2	1	1	0	0	2	0	1	0	0	0	0	0	8	0	0	.289
Apr 06	at Oregon State	*c	4	0	0	0	0	0	0	0	0	0	0	0	0	1	0	8	2	0	.280
Apr 07	at Oregon State	*c	4	2	2	2	1	0	0	1	0	0	0	0	0	0	0	11	1	0	.287
Apr 09	at Grand Canyon	*c	4	0	2	0	1	0	0	0	0	1	1	0	0	0	0	4	0	0	.294
Apr 12	UTAH	*c	3	0	1	0	0	0	0	0	0	0	0	0	0	0	0	5	2	0	.295
Apr 13	UTAH	*c	5	1	1	1	1	0	0	0	0	0	0	0	0	0	0	9	2	0	.291
Apr 14	UTAH	*c	4	2	2	1	1	0	1	1	0	0	0	0	0	0	1	9	0	1	.297
Apr 16	at Cal State Fullert	*dh	4	0	1	0	0	0	0	0	0	0	0	0	0	0	0	0	0	0	.296
Apr 17	at Cal State Fullert	*c	4	1	3	1	1	0	0	0	0	0	0	0	0	0	0	11	0	0	.308
Totals		38gs	146	38	45	38	18	0	8	27	2	3	3	0	1	4	17	330	27	3	.308

On base pct. .424 • Slugging pct. .596

#14 Carlon, Cole - 19 appearances (All games)

Date	Opponent	GS	IP	H	R	ER	BB	SO	2B	3B	HR	WP	BK	HBP	IBB	Score	W-L	Sv	ERA	NP
Feb 17	SANTA CLARA		1.0	0	0	0	0	1	0	0	0	0	0	0	0	14-13	0-0	1	0.00	12
Feb 18	SANTA CLARA		0.2	1	1	1	1	0	0	0	0	0	0	1	0	13-14	0-0	1	5.40	18
Feb 20	KANSAS STATE		0.2	1	1	1	3	0	0	0	0	0	0	0	0	9-6	0-0	1	7.71	27
Feb 25	OHIO STATE		1.2	1	0	0	1	0	0	0	0	0	0	0	0	10-8	0-0	2	4.50	19
Mar 03	vs Texas A&M		2.1	1	0	0	0	2	0	0	0	0	0	0	0	5-10	0-0	2	2.84	26
Mar 05	at UT Arlington		1.0	2	1	1	0	1	1	0	0	0	0	0	0	6-3	0-0	2	3.68	21
Mar 08	OREGON		0.2	0	0	0	0	0	0	0	0	0	0	0	0	5-4	1-0	2	3.38	7
Mar 09	OREGON		0.2	4	3	3	0	1	1	0	1	0	0	0	0	4-6	1-1	2	6.23	27
Mar 12	NEW MEXICO		2.0	2	3	3	2	3	0	0	1	2	0	0	0	4-6	1-1	2	7.59	47
Mar 17	at Arizona		1.2	7	5	5	0	1	1	1	0	0	0	0	0	3-14	1-1	2	10.22	47
Mar 20	UTAH VALLEY		0.2	0	0	0	1	1	0	0	0	0	0	1	0	5-7	1-1	2	9.69	13
Mar 24	at Washington Stat		0.2	1	0	0	1	0	0	0	0	1	0	0	0	6-8	1-1	2	9.22	14
Mar 25	at UNLV		1.0	0	0	0	0	1	0	0	0	0	0	0	0	10-9	1-1	2	8.59	16
Mar 29	CALIFORNIA		2.0	3	2	2	1	1	1	0	0	0	1	1	0	10-9	2-1	2	8.64	34
Apr 02	GRAND CANYON		0.1	1	2	2	1	0	0	0	0	0	0	0	0	9-8	2-1	2	9.53	10
Apr 05	at Oregon State		2.2	3	3	3	3	3	2	0	0	1	0	1	1	8-13	2-1	2	9.61	66
Apr 09	at Grand Canyon	*	3.0	4	1	0	0	2	0	0	0	0	0	0	0	3-5	2-1	2	8.34	39
Apr 14	UTAH		2.0	2	2	2	1	1	0	0	1	0	0	0	0	5-11	2-1	2	8.39	28
Apr 17	at Cal State Fullert		3.0	4	2	2	2	7	0	0	1	1	0	0	0	4-14	2-1	2	8.13	58
Totals		1	27.2	37	26	25	17	25	6	1	4	5	1	4	1	133-16	2-1	2	8.13	-

2024 Sun Devil Baseball
Individual Game-by-Game for Arizona State (as of Apr 18, 2024)

#27 Compton, Brandon - 35 games (All games)

Date	Opponent	Pos	AB	R	H	RBI	2B	3B	HR	BB	SB	CS	HBP	SAC	SF	GDP	K	PO	A	E	Avg
Feb 16	SANTA CLARA	*dh	4	2	3	3	2	0	1	0	0	0	0	0	0	0	0	0	0	0	.750
Feb 17	SANTA CLARA	*dh	5	1	2	2	1	0	0	0	0	0	0	0	0	0	1	0	0	0	.556
Feb 18	SANTA CLARA	*of	3	2	0	0	0	0	0	2	0	0	0	0	0	0	2	1	0	0	.417
Feb 20	KANSAS STATE	ph/of	1	1	1	0	0	0	0	1	0	0	0	0	0	0	0	0	0	0	.462
Feb 23	OHIO STATE	*dh	5	2	3	3	0	0	0	0	0	0	0	0	0	0	2	0	0	0	.500
Feb 24	OHIO STATE	*of	2	1	1	1	1	0	0	2	0	0	0	0	0	0	1	2	0	0	.500
Feb 25	OHIO STATE	*dh	5	1	2	4	0	0	1	0	0	0	0	0	0	0	2	0	0	0	.480
Mar 01	vs Texas A&M	*dh	3	0	0	0	0	0	0	0	0	0	0	0	0	0	3	0	0	0	.429
Mar 02	vs TCU	*dh	4	1	2	0	0	0	0	0	0	0	0	0	0	0	0	0	0	0	.438
Mar 03	vs Texas A&M	ph	1	0	1	1	1	0	0	0	0	0	0	0	0	0	0	0	0	0	.455
Mar 05	at UT Arlington	*dh	4	0	1	0	0	0	0	0	0	0	0	0	0	0	1	0	0	0	.432
Mar 08	OREGON	*dh	4	2	3	3	0	0	2	0	0	0	0	0	0	0	1	0	0	0	.463
Mar 09	OREGON	*dh	3	1	0	0	0	0	0	1	0	0	0	0	0	0	2	0	0	0	.432
Mar 10	OREGON	*dh	5	0	2	1	1	0	0	0	0	0	0	0	0	0	1	0	0	0	.429
Mar 12	NEW MEXICO	*dh	5	0	0	1	0	0	0	0	0	0	0	0	0	1	2	0	0	0	.389
Mar 15	at Arizona	ph	1	0	0	0	0	0	0	0	0	0	0	0	0	0	0	0	0	0	.382
Mar 16	at Arizona	*dh	3	0	0	0	0	0	0	1	1	0	0	0	0	0	2	0	0	0	.362
Mar 17	at Arizona	*dh	4	0	1	0	0	0	0	1	1	0	0	0	0	0	1	0	0	0	.355
Mar 19	UTAH VALLEY	*dh	3	1	1	2	0	0	1	1	0	0	0	0	0	0	0	0	0	0	.354
Mar 20	UTAH VALLEY	*of	4	1	1	0	0	0	0	0	0	0	0	0	0	0	3	3	0	0	.348
Mar 22	at Washington Stat	*dh	6	1	3	1	2	0	0	0	0	0	0	0	0	0	2	0	0	0	.360
Mar 23	at Washington Stat	*dh	4	0	1	0	0	0	0	1	0	0	0	0	0	0	0	0	0	0	.354
Mar 24	at Washington Stat	*dh	4	0	0	0	0	0	0	0	0	0	0	0	0	0	1	0	0	0	.337
Mar 25	at UNLV	*dh	5	1	3	4	2	0	1	0	0	0	0	0	0	0	0	0	0	0	.352
Mar 28	CALIFORNIA	*of	3	2	0	0	0	0	0	0	0	0	1	0	0	0	2	1	0	0	.341
Mar 29	CALIFORNIA	*dh	3	1	0	0	0	0	0	2	0	0	0	0	0	0	1	0	0	0	.330
Apr 02	GRAND CANYON	ph/d	0	1	0	0	0	0	0	2	0	0	0	0	0	0	0	0	0	0	.330
Apr 05	at Oregon State	*dh	4	2	2	3	0	0	1	1	0	0	0	0	0	1	0	0	0	0	.337
Apr 06	at Oregon State	*dh	3	0	0	0	0	0	0	0	0	0	0	0	0	0	1	0	0	0	.327
Apr 07	at Oregon State	*of	5	1	2	0	1	0	0	0	0	0	0	0	0	0	2	1	0	0	.330
Apr 09	at Grand Canyon	*dh	5	0	1	1	0	0	0	0	0	0	0	0	0	0	2	0	0	0	.324
Apr 13	UTAH	*dh	4	1	1	0	0	0	0	1	0	0	0	0	0	0	1	0	0	0	.322
Apr 14	UTAH	*of	4	0	2	0	0	0	0	0	0	0	0	0	0	0	1	4	0	0	.328
Apr 16	at Cal State Fullert	ph	1	0	0	0	0	0	0	0	0	0	0	0	0	0	1	0	0	0	.325
Apr 17	at Cal State Fullert	*dh	3	0	0	0	0	0	0	1	0	0	0	0	0	0	2	0	0	0	.317
Totals		30gs	123	26	39	30	11	0	7	17	2	0	1	0	0	2	40	12	0	0	.317

On base pct. .404 • Slugging pct. .577

#6 Contrades, Nu'u - 5 games (All games)

Date	Opponent	Pos	AB	R	H	RBI	2B	3B	HR	BB	SB	CS	HBP	SAC	SF	GDP	K	PO	A	E	Avg
Feb 16	SANTA CLARA	*3b	4	0	1	1	1	0	0	0	0	0	0	0	0	1	1	0	2	0	.250
Feb 17	SANTA CLARA	*3b	5	2	2	4	1	0	1	0	0	0	0	0	0	0	1	1	1	2	.333
Feb 18	SANTA CLARA	*3b	4	2	0	0	0	0	0	1	0	0	1	0	0	0	0	0	3	0	.231
Feb 20	KANSAS STATE	*3b	4	1	1	1	1	0	0	1	0	0	0	0	0	0	1	0	2	1	.235
Feb 25	OHIO STATE	*3b	4	1	1	0	0	0	0	1	0	0	0	0	0	1	2	0	0	0	.238
Totals		5gs	21	6	5	6	3	0	1	3	0	0	1	0	1	2	4	2	8	3	.238

On base pct. .346 • Slugging pct. .524

#41 Cornelius, Matt - 8 appearances (All games)

Date	Opponent	GS	IP	H	R	ER	BB	SO	2B	3B	HR	WP	BK	HBP	IBB	Score	W-L	Sv	ERA	NP
Feb 20	KANSAS STATE		1.1	0	0	0	0	2	0	0	0	1	0	0	0	9-6	1-0	0	0.00	20
Feb 23	OHIO STATE		2.1	1	1	0	0	5	1	0	0	0	0	0	0	14-4	2-0	0	0.00	43
Mar 03	vs Texas A&M		1.1	4	4	4	1	1	1	0	1	0	0	0	0	5-10	2-0	0	7.20	40
Mar 10	OREGON		0.0	2	2	2	2	0	0	0	0	0	0	0	0	5-8	2-0	0	10.80	14
Mar 24	at Washington Stat		0.1	0	0	0	0	1	0	0	0	0	0	0	0	6-8	2-0	0	10.12	5
Mar 28	CALIFORNIA	*	0.0	2	4	4	2	0	0	0	0	0	0	0	0	14-8	2-0	0	16.88	16
Apr 09	at Grand Canyon		0.1	1	0	0	0	0	1	0	0	0	0	0	0	3-5	2-0	0	15.88	5
Apr 12	UTAH		0.2	1	0	0	0	1	0	0	0	0	0	0	0	0-10	2-0	0	14.21	10
Totals		1	6.1	11	11	10	5	10	3	0	1	1	0	0	0	56-59	2-0	0	14.21	-

2024 Sun Devil Baseball Individual Game-by-Game for Arizona State (as of Apr 18, 2024)

#21 Cromwick, Josiah - 15 games (All games)

Date	Opponent	Pos	AB	R	H	RBI	2B	3B	HR	BB	SB	CS	HBP	SAC	SF	GDP	K	PO	A	E	Avg
Feb 17	SANTA CLARA	*of	4	0	0	0	0	0	0	0	0	0	0	0	0	0	2	3	0	0	.000
Feb 22	OHIO STATE	*of	3	0	0	0	0	0	0	0	0	0	0	0	0	0	2	2	0	0	.000
Feb 24	OHIO STATE	c	0	0	0	0	0	0	0	0	0	0	0	0	0	0	0	1	1	0	.000
Mar 02	vs TCU	ph	1	0	1	0	0	0	0	0	0	0	0	0	0	0	0	0	0	0	.125
Mar 03	vs Texas A&M	*dh	3	0	0	0	0	0	0	0	0	0	0	0	0	0	1	0	0	0	.091
Mar 08	OREGON	ph	0	0	0	0	0	0	0	0	0	0	1	0	0	0	0	0	0	0	.091
Mar 09	OREGON	ph	1	0	1	0	0	0	0	0	0	0	0	0	0	0	0	0	0	0	.167
Mar 10	OREGON	ph	1	0	0	0	0	0	0	0	0	0	0	0	0	0	1	0	0	0	.154
Mar 15	at Arizona	*dh	4	1	1	0	1	0	0	0	0	0	0	0	0	0	2	0	0	0	.176
Mar 20	UTAH VALLEY	c	1	0	0	0	0	0	0	0	0	0	0	0	0	0	1	4	0	0	.167
Mar 24	at Washington Stat	*of	2	0	0	0	0	0	0	0	0	0	0	0	0	0	0	1	0	0	.150
Mar 25	at UNLV	ph	1	0	0	0	0	0	0	0	0	0	0	0	0	0	1	0	0	0	.143
Apr 02	GRAND CANYON	*dh	3	0	1	2	1	0	0	0	0	0	0	0	0	0	1	0	0	0	.167
Apr 12	UTAH	of	1	0	0	0	0	0	0	0	0	0	0	0	0	0	0	0	0	0	.160
Apr 17	at Cal State Fullert	ph/c	1	0	0	0	0	0	0	0	0	0	0	0	0	0	1	0	0	0	.154
Totals		6gs	26	1	4	2	2	0	0	0	0	0	1	0	0	0	12	11	1	0	.154

On base pct. .185 • Slugging pct. .231

#32 Demera, Mario - 21 games (All games)

Date	Opponent	Pos	AB	R	H	RBI	2B	3B	HR	BB	SB	CS	HBP	SAC	SF	GDP	K	PO	A	E	Avg
Feb 22	OHIO STATE	*dh	3	0	0	0	0	0	0	0	0	0	0	0	0	0	1	0	0	0	.000
Feb 23	OHIO STATE	ph/3	1	0	0	0	0	0	0	0	0	0	0	0	0	0	0	0	0	0	.000
Feb 24	OHIO STATE	ph	1	0	0	0	0	0	0	0	0	0	0	0	0	0	1	0	0	0	.000
Mar 03	vs Texas A&M	*3b	4	0	0	0	0	0	0	0	0	0	0	0	0	0	0	2	2	0	.000
Mar 09	OREGON	*3b	4	0	2	0	1	0	0	0	0	0	0	0	0	0	1	0	0	1	.154
Mar 10	OREGON	*3b	3	0	0	0	0	0	0	0	0	0	0	0	0	1	0	2	4	0	.125
Mar 15	at Arizona	*3b	2	0	0	0	0	0	0	0	0	0	0	1	0	0	0	1	3	0	.111
Mar 20	UTAH VALLEY	3b	1	0	0	0	0	0	0	0	0	0	0	0	0	0	1	0	1	0	.105
Mar 23	at Washington Stat	*3b	3	0	0	0	0	0	0	0	0	0	0	0	0	0	0	0	0	0	.091
Mar 24	at Washington Stat	*3b	3	0	1	0	0	0	0	0	0	0	0	0	0	0	0	3	1	0	.120
Mar 28	CALIFORNIA	*3b	4	0	2	1	0	0	0	1	0	0	0	0	0	0	0	0	0	0	.172
Mar 29	CALIFORNIA	*3b	4	2	2	4	0	0	1	1	1	0	0	0	0	0	1	2	1	0	.212
Mar 30	CALIFORNIA	*3b	4	2	1	1	1	0	0	0	0	0	0	0	0	0	0	3	0	0	.216
Apr 02	GRAND CANYON	*3b	4	0	1	1	0	0	0	1	0	1	0	0	0	0	1	2	1	0	.220
Apr 05	at Oregon State	*3b	2	0	0	0	0	0	0	0	0	0	0	1	0	0	1	1	0	0	.209
Apr 06	at Oregon State	*3b	2	0	0	0	0	0	0	0	0	0	0	0	0	0	1	1	2	0	.200
Apr 07	at Oregon State	*3b	2	0	0	0	0	0	0	0	1	0	0	0	1	0	0	1	0	0	.191
Apr 09	at Grand Canyon	3b	0	0	0	0	0	0	0	0	0	0	0	0	0	0	0	0	0	0	.191
Apr 13	UTAH	*3b	4	1	3	2	1	0	0	0	0	0	0	0	0	0	1	1	1	1	.235
Apr 14	UTAH	*3b	3	0	1	1	0	0	0	0	0	0	0	0	1	0	1	1	3	0	.241
Apr 16	at Cal State Fullert	*3b	3	0	0	0	0	0	0	0	0	0	0	0	0	0	1	0	1	0	.228
Totals		17gs	57	5	13	10	3	0	1	4	1	1	0	3	1	1	11	14	25	3	.228

On base pct. .274 • Slugging pct. .333

#45 Eddy, Brok - 2 appearances (All games)

Date	Opponent	GS	IP	H	R	ER	BB	SO	2B	3B	HR	WP	BK	HBP	IBB	Score	W-L	Sv	ERA	NP
Feb 22	OHIO STATE		0.2	1	0	0	0	2	0	0	0	0	0	1	0	4-11	0-0	0	0.00	14
Feb 24	OHIO STATE		1.0	4	6	6	2	0	0	0	2	0	0	0	0	4-13	0-0	0	32.40	41
Totals		0	1.2	5	6	6	2	2	0	0	2	0	0	1	0	8-24	0-0	0	32.40	-

2024 Sun Devil Baseball
Individual Game-by-Game for Arizona State (as of Apr 18, 2024)

#38 Fitzpatrick, Sean - 18 appearances (All games)

Date	Opponent	GS	IP	H	R	ER	BB	SO	2B	3B	HR	WP	BK	HBP	IBB	Score	W-L	Sv	ERA	NP
Feb 17	SANTA CLARA		0.2	3	2	2	1	0	1	0	1	0	0	0	0	14-13	0-0	0	27.00	16
Feb 20	KANSAS STATE		0.0	0	0	0	1	0	0	0	0	0	0	0	0	9-6	0-0	0	27.00	4
Feb 22	OHIO STATE		1.1	0	0	0	0	1	0	0	0	0	0	1	0	4-11	0-0	0	9.00	18
Feb 24	OHIO STATE		0.2	1	1	1	0	0	0	0	0	0	0	0	0	4-13	0-0	0	10.12	5
Mar 01	vs Texas A&M		1.0	1	0	0	0	1	0	0	0	1	0	0	0	0-4	0-0	0	7.36	13
Mar 03	vs Texas A&M		1.0	0	0	0	0	1	0	0	0	0	0	0	0	5-10	0-0	0	5.79	18
Mar 05	at UT Arlington		1.0	0	0	0	1	1	0	0	0	0	0	0	0	6-3	0-0	0	4.76	24
Mar 08	OREGON		0.2	0	0	0	1	2	0	0	0	0	0	0	0	5-4	0-0	0	4.26	18
Mar 10	OREGON		0.1	0	0	0	0	1	0	0	0	0	0	0	0	5-8	0-0	0	4.05	6
Mar 12	NEW MEXICO		1.0	3	3	3	0	2	1	0	1	0	1	1	0	4-6	0-1	0	7.04	29
Mar 17	at Arizona		0.2	2	2	2	1	0	1	0	0	0	0	0	0	3-14	0-1	0	8.64	21
Mar 23	at Washington Stat		1.0	0	0	0	1	1	0	0	0	0	0	0	0	2-3	0-1	0	7.71	17
Mar 28	CALIFORNIA		3.0	2	0	0	0	5	1	0	0	0	0	0	0	14-8	0-1	0	5.84	47
Apr 02	GRAND CANYON		0.2	0	0	0	0	0	0	0	0	0	0	0	0	9-8	0-1	0	5.54	8
Apr 05	at Oregon State		1.1	3	3	1	0	2	0	0	1	0	0	0	0	8-13	0-1	0	5.65	30
Apr 09	at Grand Canyon		0.1	3	3	1	0	0	1	0	0	0	0	0	0	3-5	0-2	0	6.14	15
Apr 12	UTAH		0.1	2	3	3	0	0	1	0	1	0	0	1	0	0-10	0-2	0	7.80	7
Apr 16	at Cal State Fullert		0.1	2	1	1	1	0	1	0	0	0	0	0	0	3-1	0-2	0	8.22	17
Totals		0	15.1	22	18	14	7	17	7	0	4	1	1	3	0	98-140	0-2	0	8.22	-

#10 Fryman, Bennett - 2 appearances (All games)

Date	Opponent	GS	IP	H	R	ER	BB	SO	2B	3B	HR	WP	BK	HBP	IBB	Score	W-L	Sv	ERA	NP
Apr 09	at Grand Canyon		0.2	1	1	1	1	0	0	0	1	0	0	0	0	3-5	0-0	0	13.50	17
Apr 12	UTAH		0.1	0	1	1	2	0	0	0	0	1	0	1	0	0-10	0-0	0	18.00	20
Totals		0	1.0	1	2	2	3	0	0	0	1	1	0	1	0	3-15	0-0	0	18.00	-

#40 Gibling, Jonah - 10 appearances (All games)

Date	Opponent	GS	IP	H	R	ER	BB	SO	2B	3B	HR	WP	BK	HBP	IBB	Score	W-L	Sv	ERA	NP
Feb 18	SANTA CLARA		2.0	5	5	5	2	1	0	0	2	1	0	0	0	13-14	0-0	0	22.50	50
Feb 22	OHIO STATE		1.0	3	3	3	0	2	0	0	2	0	0	1	0	4-11	0-0	0	24.00	25
Mar 05	at UT Arlington	*	2.0	4	2	1	1	3	1	0	0	0	0	0	0	6-3	0-0	0	16.20	50
Mar 20	UTAH VALLEY		0.1	1	0	0	1	0	0	0	0	0	0	0	0	5-7	0-0	0	15.19	19
Mar 25	at UNLV		3.0	4	0	0	0	4	1	0	0	0	0	0	0	10-9	0-0	0	9.72	43
Mar 30	CALIFORNIA		3.1	3	4	4	3	2	1	0	0	0	0	1	0	9-6	0-0	0	10.03	53
Apr 07	at Oregon State		1.0	0	0	0	0	1	0	0	0	0	0	0	0	7-9	0-0	0	9.24	10
Apr 09	at Grand Canyon		0.2	0	0	0	0	0	0	0	0	0	0	0	0	3-5	0-0	0	8.78	5
Apr 14	UTAH		1.2	1	0	0	4	2	1	0	0	0	0	0	1	5-11	0-0	0	7.80	38
Apr 16	at Cal State Fullert		2.2	1	0	0	0	4	0	0	0	1	0	1	0	3-1	0-0	0	6.62	37
Totals		1	17.2	22	14	13	11	19	4	0	4	2	0	3	1	65-76	0-0	0	6.62	-

#36 Halvorson, Wyatt - 15 appearances (All games)

Date	Opponent	GS	IP	H	R	ER	BB	SO	2B	3B	HR	WP	BK	HBP	IBB	Score	W-L	Sv	ERA	NP
Feb 16	SANTA CLARA		1.0	2	3	3	0	2	1	0	1	0	0	1	0	11-6	0-0	0	27.00	24
Feb 20	KANSAS STATE		0.2	1	0	0	2	0	0	0	0	0	0	0	0	9-6	0-0	0	16.20	20
Feb 23	OHIO STATE		2.0	0	0	0	2	4	0	0	0	1	0	0	0	14-4	0-0	0	7.36	31
Mar 03	vs Texas A&M		1.0	2	0	0	0	2	0	0	0	0	0	0	0	5-10	0-0	0	5.79	18
Mar 09	OREGON		0.1	0	0	0	0	0	0	0	0	0	0	0	0	4-6	0-0	0	5.40	4
Mar 12	NEW MEXICO	*	3.0	1	0	0	1	6	0	0	0	0	0	0	0	4-6	0-0	0	3.38	51
Mar 17	at Arizona		1.1	1	0	0	1	3	0	0	0	0	0	0	0	3-14	0-0	0	2.89	36
Mar 20	UTAH VALLEY	*	3.0	4	3	1	1	4	0	0	1	0	0	0	0	5-7	0-1	0	2.92	50
Mar 24	at Washington Stat	*	2.0	5	5	5	1	2	2	1	1	0	0	1	0	6-8	0-2	0	5.65	54
Mar 29	CALIFORNIA		2.0	2	2	2	2	1	1	0	0	1	0	0	0	10-9	0-2	0	6.06	41
Apr 02	GRAND CANYON		1.2	1	0	0	0	3	0	0	0	0	0	0	0	9-8	0-2	0	5.50	25
Apr 06	at Oregon State		2.0	4	5	5	1	2	0	1	1	0	0	0	0	1-9	0-2	0	7.20	45
Apr 09	at Grand Canyon		1.2	0	0	0	2	0	0	0	0	0	0	0	0	3-5	0-2	0	6.65	25
Apr 12	UTAH		0.1	2	3	3	2	0	0	0	0	0	0	0	0	0-10	0-2	0	7.77	21
Apr 16	at Cal State Fullert	*	5.0	3	0	0	0	13	1	0	0	1	0	1	0	3-1	1-2	0	6.33	77
Totals		4	27.0	28	21	19	15	42	5	2	4	3	0	3	0	87-109	1-2	0	6.33	-

2024 Sun Devil Baseball
Individual Game-by-Game for Arizona State (as of Apr 18, 2024)

#24 Jackson, Isaiah - 34 games (All games)

Date	Opponent	Pos	AB	R	H	RBI	2B	3B	HR	BB	SB	CS	HBP	SAC	SF	GDP	K	PO	A	E	Avg	
Feb 16	SANTA CLARA	*of	5	3	3	3	2	0	1	0	0	0	0	0	0	1	1	2	0	1	.600	
Feb 17	SANTA CLARA	*of	5	2	3	6	0	0	1	0	0	0	0	0	0	0	1	1	0	0	.600	
Feb 18	SANTA CLARA	*of	4	1	0	1	0	0	0	1	0	0	0	0	1	0	1	3	0	0	.429	
Feb 20	KANSAS STATE	*of	5	1	2	3	0	0	1	0	0	0	0	0	0	0	2	1	0	0	.421	
Feb 22	OHIO STATE	*of	4	0	0	0	0	0	0	0	0	0	0	0	0	0	3	2	0	0	.348	
Feb 23	OHIO STATE	*of	4	1	2	1	0	0	1	1	0	0	0	0	0	0	1	0	0	0	.370	
Feb 24	OHIO STATE	*of	3	0	0	0	0	0	0	2	0	0	0	0	0	0	1	1	0	0	.333	
Feb 25	OHIO STATE	*of	3	1	2	1	0	0	0	1	0	0	1	0	0	0	0	3	0	0	.364	
Mar 01	vs Texas A&M	*of	3	0	0	0	0	0	0	0	0	0	0	0	0	0	0	2	0	0	.333	
Mar 02	vs TCU	*of	4	0	0	0	0	0	0	1	0	0	0	0	0	0	2	2	0	1	.300	
Mar 03	vs Texas A&M	*of	2	0	1	1	0	0	0	1	0	0	0	0	1	0	1	2	0	0	.310	
Mar 05	at UT Arlington	*of	4	0	0	0	0	0	0	0	0	0	0	0	0	0	1	3	0	0	.283	
Mar 08	OREGON	*of	3	0	0	0	0	0	0	1	0	0	0	0	0	0	2	4	0	0	.265	
Mar 09	OREGON	*of	4	0	1	0	0	0	0	0	0	0	0	0	0	0	1	3	0	0	.264	
Mar 10	OREGON	*of	2	0	1	0	0	0	0	2	0	0	0	0	0	0	0	2	0	0	.273	
Mar 12	NEW MEXICO	*of	3	0	0	0	0	0	0	1	0	0	0	0	0	1	1	1	0	0	.259	
Mar 15	at Arizona	*of	3	0	0	0	0	0	0	1	0	0	0	0	0	0	0	2	1	0	.246	
Mar 16	at Arizona	*of	4	0	0	0	0	0	0	0	0	0	0	0	0	0	2	3	0	0	.231	
Mar 17	at Arizona	of	0	0	0	0	0	0	0	0	0	0	0	0	0	0	0	0	0	0	.231	
Mar 19	UTAH VALLEY	*of	4	0	1	1	0	0	0	0	0	0	0	0	0	0	2	1	0	0	.232	
Mar 20	UTAH VALLEY	*of	3	2	1	1	0	0	1	1	0	0	0	0	0	0	1	1	0	0	.236	
Mar 22	at Washington Stat	*of	5	1	1	0	0	0	0	0	0	0	0	0	0	0	1	2	0	0	.234	
Mar 23	at Washington Stat	*of	4	0	2	1	0	0	0	0	0	0	0	0	0	0	0	4	0	0	.247	
Mar 24	at Washington Stat	ph/of	2	1	0	0	0	0	0	0	0	0	0	0	0	0	0	1	0	0	.241	
Mar 25	at UNLV	*of	4	0	0	0	0	0	0	0	0	0	1	0	0	0	0	1	1	0	.230	
Mar 28	CALIFORNIA	*of	5	2	2	3	1	0	1	0	0	0	0	0	0	0	1	3	0	0	.239	
Mar 29	CALIFORNIA	*of	5	1	1	0	0	0	0	0	0	0	0	0	0	0	2	3	0	0	.237	
Apr 05	at Oregon State	*of	3	0	1	1	0	0	0	1	0	0	1	0	0	0	0	0	0	1	.240	
Apr 06	at Oregon State	ph	1	0	0	0	0	0	0	0	0	0	0	0	0	0	1	0	0	0	.238	
Apr 09	at Grand Canyon	*of	3	1	0	0	0	0	0	1	0	0	0	0	0	0	1	3	0	0	.231	
Apr 12	UTAH	*of	3	0	0	0	0	0	0	0	0	0	0	0	0	0	3	4	0	0	.224	
Apr 13	UTAH	of	0	0	0	0	0	0	0	0	0	0	0	0	0	0	0	0	0	0	.224	
Apr 16	at Cal State Fullert	*of	4	1	1	0	0	0	0	0	1	0	0	0	0	0	1	2	0	0	.225	
Apr 17	at Cal State Fullert	*of	3	1	2	0	2	0	0	1	0	0	0	0	0	0	0	1	0	0	.237	
Totals			30gs	114	19	27	23	5	0	6	16	1	0	3	0	2	2	33	63	2	3	.237

On base pct. .341 • Slugging pct. .439

#22 Jacobs, Ben - 14 appearances (All games)

Date	Opponent	GS	IP	H	R	ER	BB	SO	2B	3B	HR	WP	BK	HBP	IBB	Score	W-L	Sv	ERA	NP
Feb 16	SANTA CLARA		2.0	0	0	0	1	3	0	0	0	0	1	0	0	11-6	0-0	0	0.00	27
Feb 18	SANTA CLARA		2.1	1	1	1	0	4	0	0	1	0	0	0	0	13-14	0-0	0	2.08	25
Feb 22	OHIO STATE	*	4.2	4	3	3	1	8	1	1	1	0	0	0	0	4-11	0-1	0	4.00	74
Mar 02	vs TCU		0.1	1	3	0	1	0	0	1	0	0	0	0	0	9-11	0-1	0	3.86	23
Mar 09	OREGON		2.2	1	0	0	3	5	0	0	0	0	0	0	0	4-6	0-1	0	3.00	58
Mar 12	NEW MEXICO		2.1	1	0	0	1	3	0	0	0	0	0	0	0	4-6	0-1	0	2.51	35
Mar 15	at Arizona		2.0	1	1	0	1	3	0	0	0	0	0	1	0	3-2	1-1	0	2.20	38
Mar 20	UTAH VALLEY		1.0	2	2	2	0	3	0	0	2	0	0	1	0	5-7	1-1	0	3.12	23
Mar 22	at Washington Stat		2.1	1	1	1	1	3	0	0	1	0	0	0	0	7-8	1-1	0	3.20	43
Mar 25	at UNLV		1.2	1	2	2	1	2	0	0	1	0	0	0	0	10-9	2-1	0	3.80	28
Mar 29	CALIFORNIA	*	4.0	5	3	3	3	6	1	0	1	0	0	0	0	10-9	2-1	0	4.26	84
Apr 02	GRAND CANYON		1.0	1	0	0	2	1	1	0	0	0	0	0	0	9-8	3-1	0	4.10	23
Apr 07	at Oregon State	*	2.1	8	7	7	2	3	4	0	1	0	0	0	0	7-9	3-1	0	5.97	71
Apr 12	UTAH	*	4.2	4	2	2	2	4	0	0	1	1	0	0	0	0-10	3-2	0	5.67	81
Totals			4	33.1	31	25	21	19	7	2	9	1	1	2	0	96-116	3-2	0	5.67	-

2024 Sun Devil Baseball
Individual Game-by-Game for Arizona State (as of Apr 18, 2024)

#9 Karstetter, Kevin - 23 games (All games)

Date	Opponent	Pos	AB	R	H	RBI	2B	3B	HR	BB	SB	CS	HBP	SAC	SF	GDP	K	PO	A	E	Avg
Feb 16	SANTA CLARA	*2b	4	2	3	1	1	0	0	0	0	0	0	0	0	0	1	1	1	0	.750
Feb 17	SANTA CLARA	*2b	4	2	2	0	0	0	0	1	0	0	0	0	0	0	0	1	4	0	.625
Feb 18	SANTA CLARA	*dh	3	1	0	0	0	0	0	2	0	0	1	0	0	0	2	0	0	0	.455
Feb 20	KANSAS STATE	*dh	4	1	2	1	0	0	0	1	1	0	0	0	0	0	2	0	0	0	.467
Feb 22	OHIO STATE	*3b	4	0	1	0	0	1	0	0	0	0	0	0	0	0	2	0	1	0	.421
Feb 23	OHIO STATE	*3b/2	4	1	1	0	0	0	0	1	1	0	0	0	0	0	0	1	1	0	.391
Feb 24	OHIO STATE	*3b	4	0	2	1	1	0	0	1	0	0	0	0	0	0	0	0	0	0	.407
Feb 25	OHIO STATE	*2b	3	1	0	0	0	0	0	2	0	0	0	0	0	0	0	0	2	0	.367
Mar 01	vs Texas A&M	*3b	3	0	0	0	0	0	0	0	0	0	0	0	0	0	3	1	1	0	.333
Mar 02	vs TCU	*3b	5	0	2	2	0	0	0	0	0	0	0	0	0	0	1	0	2	0	.342
Mar 05	at UT Arlington	*3b	3	1	0	0	0	0	0	1	0	0	0	0	0	0	0	0	2	0	.317
Mar 08	OREGON	*3b	3	0	0	0	0	0	0	0	0	0	0	0	0	0	2	1	1	0	.295
Mar 12	NEW MEXICO	*2b/3	5	1	2	0	0	0	0	0	0	0	0	0	0	0	1	1	2	0	.306
Mar 17	at Arizona	*3b	4	0	1	0	1	0	0	0	0	0	0	0	0	0	0	0	1	0	.302
Mar 19	UTAH VALLEY	*3b	3	0	0	0	0	0	0	0	0	0	0	0	0	0	2	0	0	0	.286
Mar 23	at Washington Stat	3b	0	0	0	0	0	0	0	0	0	0	0	0	0	0	0	0	1	0	.286
Mar 25	at UNLV	3b	0	0	0	0	0	0	0	0	0	0	0	0	0	0	0	0	1	0	.286
Apr 09	at Grand Canyon	*3b/2	4	0	3	1	1	0	0	0	0	0	0	0	0	0	0	3	1	1	.317
Apr 12	UTAH	*3b	2	0	1	0	0	0	0	0	0	0	1	0	0	0	1	1	2	0	.323
Apr 13	UTAH	*2b	3	1	1	1	1	0	0	1	0	0	0	0	0	0	0	2	3	0	.323
Apr 14	UTAH	*2b	2	0	0	0	0	0	0	2	1	0	0	0	0	0	0	3	1	0	.313
Apr 16	at Cal State Fullert	*2b/3	4	1	1	0	0	0	0	0	0	0	0	0	0	0	0	0	1	0	.310
Apr 17	at Cal State Fullert	*3b	3	0	0	0	0	0	0	0	0	0	0	0	0	0	1	0	2	0	.297
Totals		21gs	74	12	22	7	5	1	0	12	3	0	2	0	0	0	18	15	30	1	.297

On base pct. .409 • Slugging pct. .392

#43 Kroepel, Ryan - 5 games (All games)

Date	Opponent	Pos	AB	R	H	RBI	2B	3B	HR	BB	SB	CS	HBP	SAC	SF	GDP	K	PO	A	E	Avg
Mar 25	at UNLV	*2b	3	0	0	0	0	0	0	0	0	0	0	0	0	0	0	1	2	0	.000
Apr 05	at Oregon State	3b	0	0	0	0	0	0	0	0	0	0	0	0	0	0	0	0	1	0	.000
Apr 06	at Oregon State	ph/ss	1	0	0	0	0	0	0	0	0	0	0	0	0	0	0	0	0	0	.000
Apr 09	at Grand Canyon	2b	0	0	0	0	0	0	0	0	0	0	0	0	0	0	0	0	1	0	.000
Apr 17	at Cal State Fullert	ph/3	1	0	0	0	0	0	0	0	0	0	0	0	0	0	0	0	1	0	.000
Totals		1gs	5	0	0	0	0	0	0	0	0	0	0	0	0	0	0	1	5	0	.000

On base pct. .000 • Slugging pct. .000

#7 Lance, Eamonn - 16 games (All games)

Date	Opponent	Pos	AB	R	H	RBI	2B	3B	HR	BB	SB	CS	HBP	SAC	SF	GDP	K	PO	A	E	Avg
Feb 18	SANTA CLARA	ph	1	0	0	0	0	0	0	0	0	0	0	0	0	0	1	0	0	0	.000
Feb 23	OHIO STATE	ph	1	0	0	0	0	0	0	0	0	0	0	0	0	0	1	0	0	0	.000
Mar 15	at Arizona	1b	0	0	0	0	0	0	0	0	0	0	0	0	0	0	0	2	0	0	.000
Mar 17	at Arizona	ph	1	0	0	0	0	0	0	0	0	0	0	0	0	0	1	0	0	0	.000
Mar 22	at Washington Stat	ph	1	0	0	0	0	0	0	0	0	0	0	0	0	0	1	0	0	0	.000
Mar 28	CALIFORNIA	*dh	5	2	2	3	1	0	1	0	0	0	0	0	0	0	1	0	0	0	.222
Mar 30	CALIFORNIA	*dh	4	1	1	1	0	0	1	0	0	0	0	0	0	0	0	0	0	0	.231
Apr 02	GRAND CANYON	*1b	2	1	0	0	0	0	0	1	0	0	0	0	0	0	1	4	1	0	.200
Apr 05	at Oregon State	ph	0	0	0	1	0	0	0	1	0	0	0	0	0	0	0	0	0	0	.200
Apr 06	at Oregon State	ph	1	1	1	1	0	0	1	0	0	0	0	0	0	0	0	0	0	0	.250
Apr 07	at Oregon State	*dh	4	1	1	1	0	0	0	1	0	0	0	0	0	0	2	0	0	0	.250
Apr 09	at Grand Canyon	ph	1	1	1	0	0	0	0	0	0	0	0	0	0	0	0	0	0	0	.286
Apr 12	UTAH	*dh	3	0	0	0	0	0	0	0	0	0	0	0	0	1	1	0	0	0	.250
Apr 13	UTAH	ph	1	0	0	0	0	0	0	0	0	0	0	0	0	0	1	0	0	0	.240
Apr 14	UTAH	*dh	4	0	1	0	0	0	0	1	0	0	0	0	0	0	0	0	0	0	.241
Apr 17	at Cal State Fullert	1b	0	0	0	0	0	0	0	0	0	0	0	0	0	0	0	0	0	0	.241
Totals		6gs	29	7	7	7	1	0	3	4	0	0	0	0	0	1	10	6	1	0	.241

On base pct. .333 • Slugging pct. .586

#47 Lettow, Rohan - 1 appearance (All games)

Date	Opponent	GS	IP	H	R	ER	BB	SO	2B	3B	HR	WP	BK	HBP	IBB	Score	W-L	Sv	ERA	NP
Feb 22	OHIO STATE		0.1	1	3	3	2	0	1	0	0		1	0	0	0	4-11	0	81.00	17
Totals		0	0.1	1	3	3	2	0	1	0	0		1	0	0	0	4-11	0	81.00	-

2024 Sun Devil Baseball Individual Game-by-Game for Arizona State (as of Apr 18, 2024)

#52 Markl, Connor - 8 appearances (All games)

Date	Opponent	GS	IP	H	R	ER	BB	SO	2B	3B	HR	WP	BK	HBP	IBB	Score	W-L	Sv	ERA	NP
Feb 17	SANTA CLARA	*	3.2	7	6	5	0	6	2	0	0	0	0	1	0	14-13	0-0	0	12.27	69
Feb 24	OHIO STATE	*	5.0	6	2	2	2	7	0	0	1	0	0	0	0	4-13	0-0	0	7.27	81
Mar 02	vs TCU	*	4.0	5	3	3	3	2	1	0	0	0	1	1	0	9-11	0-0	0	7.11	95
Mar 16	at Arizona	*	6.0	1	0	0	3	8	0	0	0	0	0	0	0	4-0	1-0	0	4.82	89
Mar 23	at Washington Stat	*	6.2	7	3	2	1	6	1	0	1	0	0	0	0	2-3	1-1	0	4.26	102
Mar 30	CALIFORNIA	*	5.0	7	2	1	1	6	1	0	0	0	0	0	0	9-6	2-1	0	3.86	73
Apr 06	at Oregon State	*	5.2	6	4	4	3	6	1	0	1	0	0	1	1	1-9	2-2	0	4.25	95
Apr 13	UTAH	*	5.0	3	1	1	5	5	1	0	0	2	0	1	0	8-3	3-2	0	3.95	89
Totals		8	41.0	42	21	18	18	46	7	0	3	2	1	4	1	51-58	3-2	0	3.95	-

#3 McLain, Nick - 29 games (All games)

Date	Opponent	Pos	AB	R	H	RBI	2B	3B	HR	BB	SB	CS	HBP	SAC	SF	GDP	K	PO	A	E	Avg
Mar 01	vs Texas A&M	*of	3	0	0	0	0	0	0	1	0	0	0	0	0	0	0	0	0	0	.000
Mar 02	vs TCU	*of	4	3	3	1	0	0	0	1	0	0	0	0	0	0	0	2	0	0	.429
Mar 03	vs Texas A&M	*of	5	0	0	0	0	0	0	0	0	0	0	0	0	0	3	5	0	0	.250
Mar 05	at UT Arlington	*of	4	1	2	4	1	0	0	0	0	0	1	0	0	0	0	4	1	0	.312
Mar 08	OREGON	*of	3	0	0	0	0	0	0	2	0	0	0	0	0	0	1	2	0	0	.263
Mar 09	OREGON	*of	4	1	1	1	0	0	1	1	0	0	0	0	0	0	0	1	3	0	.261
Mar 10	OREGON	*of	3	0	0	0	0	0	0	2	1	0	0	0	0	0	0	1	0	0	.231
Mar 12	NEW MEXICO	*of	2	1	0	0	0	0	0	3	0	0	0	0	0	0	0	2	0	0	.214
Mar 15	at Arizona	*of	4	1	1	0	1	0	0	0	0	0	0	0	0	0	1	3	0	0	.219
Mar 16	at Arizona	*of	4	0	1	2	0	0	0	1	1	0	0	0	0	0	0	2	0	0	.222
Mar 17	at Arizona	*of	4	0	0	0	0	0	0	1	0	0	0	0	0	0	2	1	0	0	.200
Mar 19	UTAH VALLEY	*of	2	2	0	0	0	0	0	2	0	0	0	0	0	0	1	1	0	0	.190
Mar 20	UTAH VALLEY	ph	1	0	0	1	0	0	0	0	0	0	0	0	0	0	0	0	0	0	.186
Mar 22	at Washington Stat	*of	2	1	2	2	1	1	0	2	0	0	1	0	0	0	0	0	0	0	.222
Mar 23	at Washington Stat	*of	4	0	2	1	0	0	0	0	0	0	0	0	0	0	0	3	0	0	.245
Mar 24	at Washington Stat	*of/of	5	2	2	3	1	0	1	0	0	0	0	0	0	0	1	2	0	0	.259
Mar 25	at UNLV	*of	5	1	1	2	0	0	1	0	0	0	0	0	0	0	2	3	0	0	.254
Mar 28	CALIFORNIA	*of	5	1	2	5	1	0	1	0	0	0	0	0	0	1	1	6	0	0	.266
Mar 29	CALIFORNIA	*of	2	1	1	1	1	0	0	2	0	0	1	0	0	0	0	3	0	0	.273
Mar 30	CALIFORNIA	*of	4	0	1	1	0	0	0	0	0	0	0	0	0	0	1	2	0	0	.271
Apr 02	GRAND CANYON	*of	5	2	3	1	0	0	0	1	0	0	0	0	0	0	1	1	0	0	.293
Apr 05	at Oregon State	*of	3	0	0	0	0	0	0	1	0	0	1	0	0	0	0	2	1	0	.282
Apr 06	at Oregon State	*of	3	0	0	0	0	0	0	0	0	0	0	0	0	0	1	2	1	0	.272
Apr 07	at Oregon State	*of	3	1	2	0	1	0	0	2	0	0	0	0	0	0	1	1	0	0	.286
Apr 09	at Grand Canyon	*of	5	0	0	0	0	0	0	0	0	0	0	0	0	0	0	2	0	0	.270
Apr 12	UTAH	*of	3	0	0	0	0	0	0	0	0	0	0	0	0	0	0	0	0	0	.261
Apr 13	UTAH	*of	3	0	0	1	0	0	0	1	0	0	0	0	1	0	0	2	0	0	.253
Apr 14	UTAH	*of	4	1	0	0	0	0	0	1	0	0	0	0	0	0	1	0	0	0	.242
Apr 16	at Cal State Fullert	*of	4	0	1	0	1	0	0	0	0	0	0	0	0	1	0	3	0	0	.243
Totals		28gs	103	19	25	26	8	1	4	23	3	0	4	0	1	2	18	58	3	0	.243

On base pct. .397 • Slugging pct. .456

2024 Sun Devil Baseball Individual Game-by-Game for Arizona State (as of Apr 18, 2024)

#2 Mendoza, Ethan - 35 games (All games)

Date	Opponent	Pos	AB	R	H	RBI	2B	3B	HR	BB	SB	CS	HBP	SAC	SF	GDP	K	PO	A	E	Avg
Feb 16	SANTA CLARA	ph/2	1	0	1	0	0	0	0	0	0	0	0	0	0	0	0	0	0	0	1.000
Feb 18	SANTA CLARA	*2b	5	2	5	3	0	0	0	0	0	0	0	0	0	0	0	1	1	0	1.000
Feb 20	KANSAS STATE	*2b	4	0	0	0	0	0	0	0	0	0	0	0	0	0	3	3	3	0	.600
Feb 22	OHIO STATE	*2b	3	1	0	0	0	0	0	1	0	0	0	0	0	0	0	1	2	0	.462
Feb 23	OHIO STATE	*2b	3	1	1	1	0	1	0	0	0	0	0	0	1	0	0	0	2	0	.438
Feb 24	OHIO STATE	*2b	4	0	0	0	0	0	0	0	0	0	0	1	0	1	0	3	2	0	.350
Mar 01	vs Texas A&M	*2b	3	0	2	0	1	0	0	0	0	0	0	0	0	0	0	0	2	0	.391
Mar 02	vs TCU	*2b	4	1	1	0	1	0	0	0	0	0	0	0	0	0	0	1	3	4	.370
Mar 03	vs Texas A&M	*2b	4	1	2	0	0	0	0	0	0	0	0	0	0	0	0	0	3	0	.387
Mar 05	at UT Arlington	*2b	4	0	1	1	0	0	0	0	0	0	0	0	0	0	1	1	3	0	.371
Mar 08	OREGON	*2b	5	0	0	2	0	0	0	0	0	0	0	0	0	0	0	0	0	0	.325
Mar 09	OREGON	*2b	4	0	0	0	0	0	0	1	0	0	0	0	0	0	0	2	2	0	.295
Mar 10	OREGON	*2b	4	1	0	0	0	0	0	1	0	0	0	0	0	0	2	0	2	0	.271
Mar 12	NEW MEXICO	2b	0	0	0	0	0	0	0	0	0	0	0	0	0	0	0	0	0	0	.271
Mar 15	at Arizona	*2b	4	0	1	2	0	0	0	0	0	0	0	0	0	0	0	3	1	0	.269
Mar 16	at Arizona	*2b	4	1	2	0	2	0	0	0	0	0	0	0	0	0	1	3	2	0	.286
Mar 17	at Arizona	*2b	4	0	1	1	0	0	0	0	0	1	1	0	0	1	0	4	1	0	.283
Mar 19	UTAH VALLEY	*2b	5	0	0	0	0	0	0	0	0	0	0	0	0	0	2	1	0	1	.262
Mar 20	UTAH VALLEY	*2b	3	0	0	0	0	0	0	1	0	0	0	0	0	0	0	0	1	0	.250
Mar 22	at Washington Stat	*2b	4	0	1	0	0	0	0	1	0	0	0	0	0	0	1	1	2	0	.250
Mar 23	at Washington Stat	*2b	4	0	4	0	0	0	0	0	0	0	0	0	0	0	0	1	3	0	.289
Mar 24	at Washington Stat	*2b	3	0	1	1	1	0	0	1	0	0	0	0	0	0	0	1	1	1	.291
Mar 25	at UNLV	*ss/2b	5	2	2	1	0	0	0	0	0	0	0	0	0	0	1	1	2	0	.298
Mar 28	CALIFORNIA	*2b	5	2	4	1	0	0	0	0	0	0	0	0	0	0	0	0	3	0	.326
Mar 29	CALIFORNIA	*2b	4	1	0	0	0	0	0	1	0	0	0	0	0	0	1	1	1	0	.312
Mar 30	CALIFORNIA	*2b	4	0	1	0	1	0	0	0	0	0	0	0	0	0	0	1	1	1	.309
Apr 02	GRAND CANYON	*2b	4	1	1	1	0	0	0	1	0	0	0	0	0	0	0	0	0	0	.307
Apr 05	at Oregon State	*2b	5	0	2	1	0	0	0	0	0	0	0	0	0	0	2	2	0	0	.311
Apr 06	at Oregon State	*2b	3	0	0	0	0	0	0	0	0	0	0	0	0	1	0	2	0	0	.303
Apr 07	at Oregon State	*2b	5	0	0	0	0	0	0	0	0	0	0	0	0	0	1	3	2	0	.289
Apr 09	at Grand Canyon	*2b	3	0	0	0	0	0	0	0	0	0	0	0	0	0	0	2	0	2	.282
Apr 12	UTAH	*2b	3	0	0	0	0	0	0	0	0	0	0	0	0	0	0	2	2	2	.275
Apr 14	UTAH	ss	0	0	0	0	0	0	0	0	0	0	0	0	0	0	0	0	0	0	.275
Apr 16	at Cal State Fullert	2b	0	0	0	0	0	0	0	0	0	0	0	0	0	0	0	0	0	0	.275
Apr 17	at Cal State Fullert	*2b	3	0	0	0	0	0	0	0	0	0	1	0	0	0	0	0	1	0	.268
Totals		31gs	123	14	33	15	6	1	0	8	0	1	2	1	1	3	16	42	49	7	.268

On base pct. .321 • Slugging pct. .333

#13 Meyer, Tyler - 7 appearances (All games)

Date	Opponent	GS	IP	H	R	ER	BB	SO	2B	3B	HR	WP	BK	HBP	IBB	Score	W-L	Sv	ERA	NP
Feb 18	SANTA CLARA	*	2.2	7	5	4	1	6	1	0	0	3	0	1	0	13-14	0-0	0	13.50	60
Feb 25	OHIO STATE	*	4.1	4	5	1	4	2	1	0	0	0	0	2	0	10-8	0-0	0	6.43	87
Mar 03	vs Texas A&M	*	1.1	1	6	6	6	2	1	0	0	0	0	0	0	5-10	0-1	0	11.88	57
Mar 10	OREGON	*	4.0	2	4	4	1	5	1	0	1	0	0	2	0	5-8	0-2	0	10.95	61
Mar 19	UTAH VALLEY	*	3.2	5	4	4	2	4	3	0	1	0	0	2	0	5-4	0-2	0	10.69	81
Mar 25	at UNLV	*	0.0	5	6	6	1	0	0	0	0	0	0	0	0	10-9	0-2	0	14.06	16
Apr 17	at Cal State Fullert		0.2	2	5	5	3	1	0	0	0	0	0	0	0	4-14	0-2	0	16.20	39
Totals		6	16.2	26	35	30	18	20	7	0	2	3	0	7	0	52-67	0-2	0	16.20	-

#5 Newman, Trey - 8 games (All games)

Date	Opponent	Pos	AB	R	H	RBI	2B	3B	HR	BB	SB	CS	HBP	SAC	SF	GDP	K	PO	A	E	Avg
Feb 16	SANTA CLARA	c	0	0	0	0	0	0	0	0	0	0	0	0	0	0	0	0	1	0	.000
Feb 20	KANSAS STATE	*c	1	1	0	0	0	0	0	1	0	0	0	0	0	0	1	8	0	0	.000
Feb 24	OHIO STATE	*c	3	0	0	0	0	0	0	0	0	0	0	0	0	0	3	9	0	0	.000
Mar 17	at Arizona	ph/c	1	0	0	0	0	0	0	0	0	0	0	0	0	0	1	2	0	0	.000
Mar 20	UTAH VALLEY	*c	2	0	0	0	0	0	0	0	0	0	0	0	0	0	0	9	0	0	.000
Apr 02	GRAND CANYON	*c	3	0	0	0	0	0	0	0	0	0	0	0	0	0	1	7	0	0	.000
Apr 12	UTAH	c	0	0	0	0	0	0	0	0	0	0	0	0	0	0	0	1	0	0	.000
Apr 16	at Cal State Fullert	*c	3	0	1	0	0	0	0	1	0	0	0	0	0	0	1	16	1	0	.077
Totals		5gs	13	1	1	0	0	0	0	2	0	0	0	0	0	0	7	52	2	0	.077

On base pct. .200 • Slugging pct. .077

2024 Sun Devil Baseball
Individual Game-by-Game for Arizona State (as of Apr 18, 2024)

#31 Omlid, Hunter - 15 appearances (All games)

Date	Opponent	GS	IP	H	R	ER	BB	SO	2B	3B	HR	WP	BK	HBP	IBB	Score	W-L	Sv	ERA	NP
Feb 17	SANTA CLARA		1.0	1	0	0	0	1	1	0	0	0	0	0	0	14-13	0-0	0	0.00	16
Feb 18	SANTA CLARA		1.1	1	2	2	1	3	0	0	1	0	0	0	0	13-14	0-1	0	7.71	33
Feb 24	OHIO STATE		0.1	3	3	3	0	0	1	0	2	0	0	0	0	4-13	0-2	0	16.88	19
Mar 03	vs Texas A&M		1.1	0	0	0	1	2	0	0	0	0	0	0	0	5-10	0-2	0	11.25	21
Mar 05	at UT Arlington		2.0	0	0	0	0	3	0	0	0	0	0	0	0	6-3	1-2	0	7.50	22
Mar 09	OREGON		1.0	0	0	0	1	0	0	0	0	0	0	0	0	4-6	1-2	0	6.43	17
Mar 10	OREGON		0.1	1	1	1	0	0	0	0	1	0	0	0	0	5-8	1-2	0	7.36	5
Mar 17	at Arizona		1.0	0	0	0	1	0	0	0	0	0	0	0	0	3-14	1-2	0	6.48	12
Mar 19	UTAH VALLEY		5.1	2	0	0	1	11	1	0	0	0	0	0	0	5-4	2-2	0	3.95	79
Mar 23	at Washington Stat		0.1	1	0	0	0	0	0	0	0	0	0	1	0	2-3	2-2	0	3.86	7
Mar 24	at Washington Stat		1.2	1	0	0	1	2	0	0	0	0	0	0	0	6-8	2-2	0	3.45	21
Apr 02	GRAND CANYON		0.1	2	2	2	1	1	0	0	1	0	0	0	0	9-8	2-2	0	4.50	18
Apr 05	at Oregon State		0.0	0	0	0	3	0	0	0	0	0	0	0	0	8-13	2-2	0	4.50	16
Apr 09	at Grand Canyon		1.1	0	0	0	0	2	0	0	0	0	0	0	0	3-5	2-2	0	4.15	14
Apr 13	UTAH		4.0	3	2	2	1	4	0	0	2	0	0	1	0	8-3	2-2	1	4.22	53
Totals		0	21.1	15	10	10	11	29	3	0	7	0	0	2	0	95-125	2-2	1	4.22	-

#8 Ondina, Steven - 38 games (All games)

Date	Opponent	Pos	AB	R	H	RBI	2B	3B	HR	BB	SB	CS	HBP	SAC	SF	GDP	K	PO	A	E	Avg
Feb 16	SANTA CLARA	*SS	4	1	0	0	0	0	0	0	0	0	0	0	0	0	0	2	0	0	.000
Feb 17	SANTA CLARA	*SS	4	1	2	0	0	0	0	1	0	0	0	0	0	0	0	5	0	0	.250
Feb 18	SANTA CLARA	SS	0	0	0	0	0	0	0	0	0	0	0	0	0	0	0	0	0	0	.250
Feb 20	KANSAS STATE	*SS	4	1	2	0	0	0	0	0	0	0	0	0	0	0	1	0	6	0	.333
Feb 22	OHIO STATE	*SS	3	1	2	0	0	0	0	0	1	1	0	0	0	0	0	1	3	0	.400
Feb 23	OHIO STATE	*SS	3	1	1	0	0	0	0	0	0	0	0	1	0	0	0	0	1	1	.389
Feb 24	OHIO STATE	*SS	4	1	3	2	0	0	1	0	0	0	0	0	0	0	1	2	2	0	.455
Feb 25	OHIO STATE	*SS	5	2	1	0	0	0	0	0	0	0	0	0	0	1	1	3	2	1	.407
Mar 01	vs Texas A&M	*SS	3	0	0	0	0	0	0	0	0	0	0	0	0	0	2	1	0	0	.367
Mar 02	vs TCU	*SS	2	0	0	0	0	0	0	0	0	0	0	0	0	0	1	2	1	0	.344
Mar 03	vs Texas A&M	*SS	4	2	3	0	2	0	0	0	0	0	0	0	0	0	0	1	2	0	.389
Mar 05	at UT Arlington	SS	0	0	0	0	0	0	0	0	0	0	0	0	0	0	0	1	2	0	.389
Mar 08	OREGON	*SS	4	0	0	0	0	0	0	0	0	0	0	0	0	0	0	1	0	0	.350
Mar 09	OREGON	SS	0	0	0	0	0	0	0	0	0	0	0	0	0	0	0	0	0	0	.350
Mar 10	OREGON	*SS	4	1	2	0	1	0	0	0	0	0	0	0	0	0	0	2	1	0	.364
Mar 12	NEW MEXICO	*SS	4	0	1	0	0	0	0	0	0	0	0	0	0	0	1	1	2	1	.354
Mar 15	at Arizona	*SS	2	0	0	0	0	0	0	0	0	0	0	0	0	0	1	1	0	0	.340
Mar 16	at Arizona	*SS	3	0	1	1	0	0	0	1	1	0	0	0	0	0	0	0	2	0	.340
Mar 17	at Arizona	*SS	2	0	0	0	0	0	0	1	0	0	0	0	0	0	0	2	4	0	.327
Mar 19	UTAH VALLEY	SS	1	0	0	0	0	0	0	0	0	0	0	0	0	0	0	0	0	0	.321
Mar 20	UTAH VALLEY	*SS	3	1	0	1	0	0	0	1	0	0	0	0	0	0	0	0	2	1	.305
Mar 22	at Washington Stat	*SS	4	0	1	1	0	0	0	0	0	0	0	0	0	0	1	2	0	0	.302
Mar 23	at Washington Stat	SS	3	0	0	0	0	0	0	0	0	0	0	0	0	0	1	1	3	0	.288
Mar 24	at Washington Stat	*SS	4	0	1	0	0	0	0	0	0	0	0	0	0	0	1	1	1	1	.286
Mar 25	at UNLV	SS	0	0	0	0	0	0	0	0	0	0	0	0	0	0	0	1	0	0	.286
Mar 28	CALIFORNIA	*SS	5	1	2	0	0	0	0	0	0	0	0	0	0	0	0	1	3	0	.293
Mar 29	CALIFORNIA	*SS	4	0	0	0	0	0	0	0	0	0	0	0	0	0	1	2	1	0	.278
Mar 30	CALIFORNIA	*SS	4	1	2	1	0	0	0	0	1	0	0	0	0	0	0	2	5	0	.289
Apr 02	GRAND CANYON	*SS	2	2	0	0	0	0	0	2	1	0	0	0	0	0	0	1	2	0	.282
Apr 05	at Oregon State	*SS	5	0	1	0	0	0	0	0	1	0	0	0	0	0	0	3	2	1	.278
Apr 06	at Oregon State	*SS	2	0	1	0	0	0	0	0	0	0	0	0	0	0	0	0	1	0	.283
Apr 07	at Oregon State	*SS	3	1	0	0	0	0	0	1	0	0	0	0	0	0	1	1	1	0	.274
Apr 09	at Grand Canyon	*SS	3	0	1	0	0	0	0	0	0	0	1	0	0	0	1	1	4	0	.276
Apr 12	UTAH	*SS	3	0	1	0	0	0	0	0	0	0	0	0	0	0	0	1	4	1	.277
Apr 13	UTAH	*SS	4	0	1	0	0	0	0	0	0	0	0	0	0	0	0	4	3	0	.276
Apr 14	UTAH	*SS	3	0	0	0	0	0	0	0	0	0	0	0	0	0	0	2	2	0	.269
Apr 16	at Cal State Fullert	*SS	3	0	1	1	0	0	0	0	0	0	0	0	0	0	0	1	0	0	.270
Apr 17	at Cal State Fullert	*SS	4	1	1	0	0	0	0	0	0	0	0	0	0	0	1	1	1	0	.270
Totals		32gs	115	18	31	7	3	0	1	7	5	1	1	1	0	1	15	43	70	7	.270

On base pct. .317 • Slugging pct. .322

2024 Sun Devil Baseball
Individual Game-by-Game for Arizona State (as of Apr 18, 2024)

#4 Ryan, Jax - 17 games (All games)

Date	Opponent	Pos	AB	R	H	RBI	2B	3B	HR	BB	SB	CS	HBP	SAC	SF	GDP	K	PO	A	E	Avg
Feb 16	SANTA CLARA	ss	0	0	0	0	0	0	0	0	0	0	0	0	0	0	0	0	0	0	.000
Feb 18	SANTA CLARA	*ss	3	0	1	0	0	0	0	1	0	0	0	0	0	0	2	1	1	0	.333
Feb 23	OHIO STATE	ph/ss	1	0	0	0	0	0	0	0	0	0	0	0	0	0	1	1	1	0	.250
Feb 25	OHIO STATE	2b	0	0	0	0	0	0	0	0	0	0	0	0	0	0	0	0	0	0	.250
Mar 02	vs TCU	pr/ss	1	1	0	0	0	0	0	0	0	0	0	0	0	0	1	0	1	0	.200
Mar 05	at UT Arlington	*ss/3b	3	2	1	0	0	0	0	1	0	0	0	0	0	0	0	1	0	1	.250
Mar 08	OREGON	pr/3b	0	0	0	0	0	0	0	0	0	0	0	0	0	0	0	0	1	0	.250
Mar 09	OREGON	*ss/3b	3	0	0	0	0	0	0	0	0	0	0	0	0	0	1	2	3	0	.182
Mar 10	OREGON	3b	0	0	0	0	0	0	0	0	0	0	0	0	0	0	0	0	0	0	.182
Mar 12	NEW MEXICO	*3b	3	0	0	0	0	0	0	0	0	0	0	0	0	0	1	1	2	0	.143
Mar 15	at Arizona	ss	0	0	0	0	0	0	0	0	0	0	0	0	0	0	0	0	0	0	.143
Mar 16	at Arizona	*3b	4	1	2	0	0	0	0	0	0	0	0	0	0	0	2	1	0	0	.222
Mar 17	at Arizona	ss	1	0	0	0	0	0	0	0	0	0	0	0	0	0	1	0	1	0	.211
Mar 19	UTAH VALLEY	*ss/3b	2	1	1	0	1	0	0	1	0	0	1	0	0	0	0	1	5	0	.238
Mar 20	UTAH VALLEY	*3b	1	0	0	0	0	0	0	1	1	0	0	0	0	0	0	0	0	0	.227
Mar 22	at Washington Stat	*3b	3	0	1	0	1	0	0	1	0	0	0	0	0	0	2	1	1	1	.240
Mar 23	at Washington Stat	*ss	1	0	0	0	0	0	0	0	0	0	0	0	0	0	0	0	1	0	.231
Totals		9gs	26	5	6	0	2	0	0	5	1	0	1	0	0	0	11	9	17	2	.231

On base pct. .375 • Slugging pct. .308

#54 Schiefer, Ryan - 15 appearances (All games)

Date	Opponent	GS	IP	H	R	ER	BB	SO	2B	3B	HR	WP	BK	HBP	IBB	Score	W-L	Sv	ERA	NP
Feb 20	KANSAS STATE		1.1	0	1	1	1	2	0	0	0	0	0	0	0	9-6	0-0	0	6.75	20
Feb 24	OHIO STATE		1.2	2	1	1	1	2	0	1	0	0	0	1	0	4-13	0-0	0	6.00	34
Mar 01	vs Texas A&M		3.0	0	0	0	1	5	0	0	0	0	0	0	0	0-4	0-0	0	3.00	45
Mar 05	at UT Arlington		1.0	0	0	0	1	0	0	0	0	0	0	0	0	6-3	0-0	0	2.57	11
Mar 08	OREGON		2.1	1	1	0	0	3	0	0	0	0	0	0	0	5-4	0-0	0	1.93	30
Mar 10	OREGON		3.1	0	0	0	3	4	0	0	0	1	0	0	1	5-8	0-0	0	1.42	50
Mar 16	at Arizona		3.0	0	0	0	1	4	0	0	0	0	0	0	0	4-0	0-0	1	1.15	53
Mar 20	UTAH VALLEY		2.0	1	0	0	2	3	0	0	0	0	0	0	0	5-7	0-0	1	1.02	32
Mar 22	at Washington Stat		1.0	2	2	1	2	2	0	0	0	0	0	0	0	7-8	0-1	1	1.45	36
Mar 24	at Washington Stat		1.1	0	0	0	1	0	0	0	0	0	0	0	0	6-8	0-1	1	1.35	20
Mar 29	CALIFORNIA		1.0	4	2	2	0	1	1	0	1	0	0	0	0	10-9	0-1	1	2.14	26
Mar 30	CALIFORNIA		0.2	0	0	0	1	1	0	0	0	0	0	0	0	9-6	0-1	2	2.08	13
Apr 02	GRAND CANYON		1.1	1	0	0	0	1	1	0	0	0	0	0	0	9-8	0-1	2	1.96	15
Apr 07	at Oregon State		4.2	6	2	2	3	7	0	0	1	1	0	1	0	7-9	0-2	2	2.28	90
Apr 14	UTAH		2.1	3	5	5	3	3	0	0	2	0	0	2	1	5-11	0-3	2	3.60	57
Totals		0	30.0	20	14	12	20	38	2	1	4	2	0	4	2	291-104	0-3	2	3.60	-

#44 Tieding, Matt - 13 appearances (All games)

Date	Opponent	GS	IP	H	R	ER	BB	SO	2B	3B	HR	WP	BK	HBP	IBB	Score	W-L	Sv	ERA	NP
Feb 17	SANTA CLARA		1.1	4	4	4	0	0	4	0	0	0	0	0	0	14-13	0-0	0	27.00	21
Feb 20	KANSAS STATE		0.1	0	0	0	0	1	0	0	0	0	0	0	0	9-6	0-0	1	21.60	7
Feb 24	OHIO STATE		0.1	1	0	0	1	1	0	0	0	0	0	1	0	4-13	0-0	1	18.00	11
Mar 02	vs TCU		1.2	2	0	0	0	1	1	0	0	0	0	0	0	9-11	0-0	1	9.82	31
Mar 05	at UT Arlington		2.0	0	0	0	1	0	0	0	0	0	0	0	0	6-3	0-0	1	6.35	24
Mar 10	OREGON		1.0	2	1	1	0	0	1	0	0	0	0	0	0	5-8	0-0	1	6.75	19
Mar 12	NEW MEXICO		0.2	0	0	0	0	0	0	0	0	0	0	0	0	4-6	0-0	1	6.14	6
Mar 17	at Arizona		2.0	5	2	2	0	1	0	1	0	0	0	0	0	3-14	0-0	1	6.75	32
Mar 20	UTAH VALLEY		2.0	2	2	0	1	2	0	0	0	0	0	0	1	5-7	0-0	1	5.56	33
Mar 24	at Washington Stat		2.0	5	3	3	1	2	1	0	0	0	0	0	0	6-8	0-0	1	6.75	41
Mar 28	CALIFORNIA		5.0	3	0	0	1	4	1	0	0	0	0	0	0	14-8	1-0	1	4.91	67
Apr 05	at Oregon State		3.2	8	6	5	1	3	1	0	1	0	0	1	0	8-13	1-0	1	6.14	83
Apr 14	UTAH	*	3.0	8	4	4	0	2	3	0	1	0	0	0	0	5-11	1-0	1	6.84	51
Totals		1	25.0	40	22	19	6	17	12	1	2	0	0	2	1	192-121	1-0	1	6.84	-

2024 Sun Devil Baseball
Individual Game-by-Game for Arizona State (as of Apr 18, 2024)

#18 Tobias, Jacob - 38 games (All games)

Date	Opponent	Pos	AB	R	H	RBI	2B	3B	HR	BB	SB	CS	HBP	SAC	SF	GDP	K	PO	A	E	Avg
Feb 16	SANTA CLARA	*1b	4	1	2	1	0	0	1	1	0	0	0	0	0	0	0	7	1	0	.500
Feb 17	SANTA CLARA	*1b	5	2	3	1	1	0	1	0	0	0	0	0	0	0	0	10	1	0	.556
Feb 18	SANTA CLARA	*1b	5	2	2	0	0	0	0	0	0	0	1	0	0	0	1	6	0	0	.500
Feb 20	KANSAS STATE	*1b	5	0	1	1	0	0	0	0	0	0	0	0	0	0	3	10	0	0	.421
Feb 22	OHIO STATE	*1b	4	0	1	0	0	0	0	0	0	0	0	0	0	0	0	8	0	0	.391
Feb 23	OHIO STATE	*1b	5	1	2	4	0	0	1	0	0	0	0	0	0	0	0	5	0	0	.393
Feb 24	OHIO STATE	*1b	4	1	1	0	0	0	0	1	0	0	0	0	0	1	0	7	1	0	.375
Feb 25	OHIO STATE	*1b	4	2	3	3	2	0	0	0	0	0	1	0	0	0	0	4	3	0	.417
Mar 01	vs Texas A&M	*1b	4	0	0	0	0	0	0	0	0	0	0	0	0	0	2	5	0	0	.375
Mar 02	vs TCU	*1b	4	0	0	1	0	0	0	0	0	0	0	0	0	1	0	2	10	1	.341
Mar 03	vs Texas A&M	*1b	5	0	0	0	0	0	0	0	0	0	0	0	0	0	3	5	1	0	.306
Mar 05	at UT Arlington	*1b	3	1	1	0	0	0	0	1	0	0	0	0	0	0	0	6	0	1	.308
Mar 08	OREGON	*1b	4	1	1	0	1	0	0	0	0	0	1	0	0	0	0	4	0	0	.304
Mar 09	OREGON	*1b	4	1	1	1	0	0	1	0	0	0	0	0	0	0	2	7	2	0	.300
Mar 10	OREGON	*1b	4	0	0	0	0	0	0	1	0	0	0	0	0	0	1	9	0	0	.281
Mar 12	NEW MEXICO	*1b	3	0	1	0	0	0	0	1	0	0	0	0	0	0	1	5	1	0	.284
Mar 15	at Arizona	*1b	4	0	2	0	0	0	0	0	0	0	0	0	0	0	1	6	1	0	.296
Mar 16	at Arizona	*1b	5	0	1	0	1	0	0	0	0	0	0	0	0	1	3	5	0	0	.289
Mar 17	at Arizona	*1b	5	1	5	1	1	0	0	0	1	0	0	0	0	0	0	4	1	0	.333
Mar 19	UTAH VALLEY	*1b	2	1	0	0	0	0	0	2	0	0	0	0	0	0	1	7	0	0	.325
Mar 20	UTAH VALLEY	*1b	4	1	1	0	1	0	0	0	0	0	0	0	0	1	1	6	0	0	.322
Mar 22	at Washington Stat	*1b	4	1	1	1	0	0	0	1	0	1	0	0	0	0	0	3	2	0	.319
Mar 23	at Washington Stat	*1b	4	0	1	0	0	0	0	0	0	0	0	0	0	0	1	7	1	0	.316
Mar 24	at Washington Stat	*1b	4	0	0	0	0	0	0	0	0	0	0	0	0	0	2	8	1	0	.303
Mar 25	at UNLV	*3b/1	4	1	1	0	1	0	0	1	0	0	0	0	0	0	0	4	1	1	.301
Mar 28	CALIFORNIA	*1b	4	1	1	0	0	0	0	1	0	0	0	0	0	0	1	6	0	0	.299
Mar 29	CALIFORNIA	*1b	2	1	0	0	0	0	0	3	0	0	0	0	0	0	1	3	0	0	.294
Mar 30	CALIFORNIA	*1b	4	1	1	1	0	0	1	0	0	0	0	0	0	0	2	9	1	0	.292
Apr 02	GRAND CANYON	ph/1	2	0	0	0	0	0	0	0	0	0	0	0	0	0	2	1	0	0	.287
Apr 05	at Oregon State	ph	1	0	0	0	0	0	0	0	0	0	0	0	0	0	0	0	0	0	.284
Apr 06	at Oregon State	*1b	3	0	1	0	1	0	0	0	0	0	0	0	0	0	1	4	0	0	.286
Apr 07	at Oregon State	*1b	5	0	2	0	0	0	0	0	0	1	0	0	0	0	0	4	0	0	.290
Apr 09	at Grand Canyon	*1b	3	0	2	0	1	0	0	1	0	0	1	0	0	0	1	8	2	0	.299
Apr 12	UTAH	*1b	3	0	0	0	0	0	0	0	0	0	0	0	0	0	3	8	0	0	.292
Apr 13	UTAH	*1b	5	2	4	1	1	0	1	0	0	0	0	0	0	0	1	6	1	0	.311
Apr 14	UTAH	*1b	5	1	2	1	1	0	1	0	0	0	0	0	0	0	0	8	0	0	.314
Apr 16	at Cal State Fullert	*1b	3	0	0	0	0	0	0	1	0	0	0	0	0	0	1	6	0	0	.308
Apr 17	at Cal State Fullert	*1b	3	0	1	0	0	0	0	1	0	0	0	0	0	0	0	4	0	0	.308
Totals		36gs	146	23	45	17	12	0	7	16	1	2	4	0	1	3	37	225	22	2	.308

On base pct. .389 • Slugging pct. .534

2024 Sun Devil Baseball
Individual Game-by-Game for Arizona State (as of Apr 18, 2024)

#11 Vu, Kien - 27 games (All games)

Date	Opponent	Pos	AB	R	H	RBI	2B	3B	HR	BB	SB	CS	HBP	SAC	SF	GDP	K	PO	A	E	Avg
Feb 16	SANTA CLARA	*of	3	1	1	1	1	0	0	0	0	0	1	0	0	0	1	0	0	0	.333
Feb 17	SANTA CLARA	of	1	0	1	0	0	0	0	0	0	0	0	0	0	0	0	0	0	0	.500
Feb 18	SANTA CLARA	pr	0	0	0	0	0	0	0	0	0	0	0	0	0	0	0	0	0	0	.500
Feb 20	KANSAS STATE	of	0	0	0	0	0	0	0	0	0	0	0	0	0	0	0	0	0	0	.500
Feb 22	OHIO STATE	of	1	0	0	0	0	0	0	0	0	0	0	0	0	0	0	0	0	0	.400
Feb 23	OHIO STATE	*of	5	3	2	1	1	1	0	0	1	0	0	0	0	0	1	1	0	0	.400
Feb 25	OHIO STATE	*of	4	1	2	0	0	0	0	0	0	0	0	0	0	0	1	2	0	0	.429
Mar 03	vs Texas A&M	of	1	0	1	1	0	0	0	0	0	0	0	0	0	0	0	0	0	0	.467
Mar 12	NEW MEXICO	ph	1	0	0	1	0	0	0	0	0	0	0	0	0	0	0	0	0	0	.438
Mar 15	at Arizona	pr	0	1	0	0	0	0	0	0	0	0	0	0	0	0	0	0	0	0	.438
Mar 17	at Arizona	*of	3	0	0	0	0	0	0	0	1	0	0	0	0	0	3	3	0	1	.368
Mar 20	UTAH VALLEY	ph	1	0	1	2	0	0	0	0	0	0	0	0	0	0	0	0	0	0	.400
Mar 22	at Washington Stat	ph	1	0	1	0	1	0	0	0	0	0	0	0	0	0	0	0	0	0	.429
Mar 23	at Washington Stat	ph	1	0	0	0	0	0	0	0	0	0	0	0	0	0	0	0	0	0	.409
Mar 24	at Washington Stat	ph	1	0	0	0	0	0	0	0	0	0	0	0	0	0	0	0	0	0	.391
Mar 25	at UNLV	*1b/of	3	2	2	0	0	0	0	1	2	0	0	0	0	0	0	7	0	0	.423
Mar 28	CALIFORNIA	of	1	1	1	0	0	0	0	0	0	0	0	0	0	0	0	0	0	0	.444
Mar 30	CALIFORNIA	*of	3	2	1	1	0	0	1	1	0	0	0	0	0	0	0	3	0	0	.433
Apr 02	GRAND CANYON	*of	5	2	2	2	0	0	0	0	0	0	0	0	0	0	1	5	1	0	.429
Apr 05	at Oregon State	*1b	4	2	2	1	1	0	0	1	0	0	0	0	0	0	2	4	0	0	.436
Apr 06	at Oregon State	*of	3	0	0	0	0	0	0	0	0	0	0	0	0	0	1	5	0	0	.405
Apr 07	at Oregon State	*of	4	1	3	3	1	0	1	0	2	0	1	0	0	0	1	2	0	0	.435
Apr 09	at Grand Canyon	*of	4	1	0	1	0	0	0	1	0	0	0	0	0	0	2	1	0	0	.400
Apr 13	UTAH	*of/of	3	2	2	2	2	0	0	1	1	0	0	0	0	0	1	1	0	0	.415
Apr 14	UTAH	*of	5	1	2	2	0	0	1	0	0	0	0	0	0	0	0	0	0	0	.414
Apr 16	at Cal State Fullert	*of	3	1	1	2	0	0	1	1	0	0	0	0	0	0	1	0	0	0	.410
Apr 17	at Cal State Fullert	*of	4	0	3	1	0	0	0	0	1	0	0	0	0	0	0	1	1	0	.431
Totals		15gs	65	21	28	21	7	1	4	6	8	0	2	0	0	0	15	35	2	1	.431

On base pct. .493 • Slugging pct. .754

2024 Sun Devil Baseball
Individual Game-by-Game for Arizona State (as of Apr 18, 2024)

#12 Williams, Harris - 36 games (All games)

Date	Opponent	Pos	AB	R	H	RBI	2B	3B	HR	BB	SB	CS	HBP	SAC	SF	GDP	K	PO	A	E	Avg
Feb 16	SANTA CLARA	*of	5	0	2	1	0	0	0	0	0	0	0	0	0	0	1	2	0	0	.400
Feb 17	SANTA CLARA	*of	5	2	1	1	0	0	1	1	0	0	0	0	0	0	2	2	0	0	.300
Feb 18	SANTA CLARA	*of	6	1	3	4	1	0	1	0	0	0	0	0	0	0	0	2	1	0	.375
Feb 20	KANSAS STATE	*of/of	2	1	1	1	0	0	0	2	0	0	1	0	0	0	1	1	0	0	.389
Feb 22	OHIO STATE	*of	3	1	0	0	0	0	0	0	1	0	1	0	0	0	2	0	0	0	.333
Feb 23	OHIO STATE	*of	5	3	4	2	1	0	0	1	1	0	0	0	0	0	0	1	0	0	.423
Feb 24	OHIO STATE	*of	5	0	3	0	1	0	0	0	0	1	0	0	0	0	0	2	0	1	.452
Feb 25	OHIO STATE	*of	3	0	2	1	0	0	0	1	0	0	1	0	0	0	1	3	0	0	.471
Mar 01	vs Texas A&M	*of	4	0	0	0	0	0	0	0	0	0	0	0	0	0	1	4	0	0	.421
Mar 02	vs TCU	*of	4	2	1	1	0	0	0	1	0	0	0	0	0	0	1	3	0	0	.405
Mar 03	vs Texas A&M	*of	4	0	1	0	0	0	0	0	0	0	0	0	0	0	1	0	0	0	.391
Mar 05	at UT Arlington	*of	4	1	0	0	0	0	0	1	0	0	0	0	0	0	1	1	0	0	.360
Mar 08	OREGON	*of	4	1	2	0	1	0	0	1	0	0	0	0	0	0	0	0	0	1	.370
Mar 09	OREGON	*of	4	0	0	0	0	0	0	1	0	0	0	0	0	0	0	1	0	0	.345
Mar 10	OREGON	*of	4	1	3	2	1	0	1	1	0	0	0	0	0	0	0	0	0	0	.371
Mar 12	NEW MEXICO	*of	3	1	0	0	0	0	0	1	2	0	1	0	0	0	1	1	0	0	.354
Mar 15	at Arizona	*of	4	0	1	0	0	0	0	0	0	0	0	0	0	0	1	1	0	0	.348
Mar 16	at Arizona	*of	5	1	2	0	0	1	0	0	0	0	0	0	0	0	1	2	0	0	.351
Mar 17	at Arizona	*of	5	1	2	0	2	0	0	0	0	0	0	0	0	0	1	2	0	0	.354
Mar 19	UTAH VALLEY	*of	3	0	1	2	1	0	0	2	0	0	0	0	0	0	0	1	0	0	.354
Mar 20	UTAH VALLEY	*of	4	0	0	0	0	0	0	0	0	0	0	0	0	0	1	4	0	0	.337
Mar 22	at Washington Stat	*of	6	1	1	1	1	0	0	0	0	0	0	0	0	0	2	0	0	0	.326
Mar 23	at Washington Stat	*of	4	0	0	0	0	0	0	1	0	1	0	0	0	0	0	0	0	0	.312
Mar 24	at Washington Stat	*of	4	3	1	1	0	0	0	0	0	0	0	0	1	0	1	1	0	0	.310
Mar 25	at UNLV	*of	4	1	1	0	0	0	0	1	0	0	0	0	0	0	1	2	0	0	.308
Mar 29	CALIFORNIA	*of	2	3	1	1	0	0	1	2	0	0	1	0	0	0	0	4	0	0	.311
Mar 30	CALIFORNIA	*of	3	1	0	0	0	0	0	1	0	0	1	0	0	0	0	1	0	1	.303
Apr 02	GRAND CANYON	ph/of	1	0	1	2	1	0	0	1	0	0	0	0	0	0	0	0	0	0	.309
Apr 05	at Oregon State	*of	6	2	1	0	0	0	0	0	1	0	0	0	0	0	1	4	0	0	.302
Apr 06	at Oregon State	*of	3	0	1	0	0	0	0	0	0	0	0	0	0	0	0	2	0	0	.303
Apr 07	at Oregon State	ph	1	0	0	0	0	0	0	0	0	0	0	0	0	1	0	0	0	0	.300
Apr 09	at Grand Canyon	ph	1	0	0	0	0	0	0	0	0	0	0	0	0	1	0	0	0	0	.298
Apr 12	UTAH	*of	4	0	0	0	0	0	0	0	0	0	0	0	0	0	0	5	0	0	.288
Apr 13	UTAH	*of	4	0	0	0	0	0	0	0	0	0	0	0	0	0	2	1	0	0	.279
Apr 14	UTAH	ph	1	0	0	0	0	0	0	0	0	0	0	0	0	0	0	0	0	0	.277
Apr 17	at Cal State Fullert	*of	4	1	2	1	1	0	1	0	0	0	0	0	0	0	1	0	0	0	.284
Totals			32gs	134	28	38	21	11	5	19	7	2	6	0	1	2	24	53	1	3	.284

On base pct. .394 • Slugging pct. .493