



ARIZONA STATE SUN DEVIL HOCKEY MEDIA NOTES



X @SunDevilHockey

📷 @SunDevilHockey

f /SunDevilHockey

2024-25 SCHEDULE/RESULTS

Date	Opponent	Network	Time/Result
Oct. 4	at Air Force	FloHockey	W, 8-1
Oct. 5	at Air Force	FloHockey	L, 3-4 (OT)
Oct. 11	vs. #10 Michigan	NCHC.tv	L, 1-4 (EN)
Oct. 12	vs. #10 Michigan	NCHC.tv	T, 3-3 (OT)
Oct. 18	at #14 Providence	ESPN+	L, 1-4 (EN)
Oct. 19	at #14 Providence	ESPN+	L, 1-2
Oct. 25	at Northern Michigan	Midco	W, 3-1 (EN)
Oct. 26	at Northern Michigan	Midco	W, 2-0 (EN)
Nov. 8	at #8 Colorado College*	NCHC.tv	L, 3-4 (OT)
Nov. 9	at #8 Colorado College *	NCHC.tv	L, 1-3 (EN)
Nov. 15	vs. Omaha*	NCHC.tv	L, 2-4 (EN)
Nov. 16	vs. Omaha*	NCHC.tv	W, 3-2
Nov. 22	at #1 Denver*	NCHC.tv	W, 3-2
Nov. 23	at #1 Denver*	NCHC.tv	W, 5-2
Dec. 6	vs. Minnesota Duluth*	NCHC.tv	W, 5-3 (EN)
Dec. 7	vs. Minnesota Duluth*	NCHC.tv	W, 3-2 (OT)
Dec. 28	vs. USNTDP (exh)	NCHC.tv	W, 4-3
Dec. 29	vs. USNTDP (exh)	NCHC.tv	W, 1-0
Jan. 3	vs. Robert Morris (DHC)	NCHC.tv	7:00 p.m.
Jan. 4	Cornell or UMass (DHC)	NCHC.tv	7:00 p.m.
Jan. 10	vs. North Dakota*	NCHC.tv	7:00 p.m.
Jan. 11	vs. North Dakota*	NCHC.tv	5:00 p.m.
Jan. 17	at St. Cloud State*	NCHC.tv	5:30 p.m.
Jan. 18	at St. Cloud State*	NCHC.tv	4:00 p.m.
Jan. 24	vs. Colorado College*	NCHC.tv	7:00 p.m.
Jan. 25	vs. Colorado College*	NCHC.tv	5:00 p.m.
Jan. 31	at Miami*	NCHC.tv	4:00 p.m.
Feb. 1	at Miami*	NCHC.tv	4:00 p.m.
Feb. 7	vs. Denver*	NCHC.tv	7:00 p.m.
Feb. 8	vs. Denver*	NCHC.tv	5:00 p.m.
Feb. 14	at Minnesota Duluth*	NCHC.tv	6:07 p.m.
Feb. 15	at Minnesota Duluth*	NCHC.tv	5:07 p.m.
Feb. 21	vs. Western Michigan*	NCHC.tv	7:00 p.m.
Feb. 22	vs. Western Michigan*	NCHC.tv	5:00 p.m.
Feb. 28	at Omaha*	NCHC.tv	7:00 p.m.
Mar. 2	at Omaha*	NCHC.tv	6:00 p.m.

Mar. 14-15 NCHC Quarterfinals

Mar. 21-22 NCHC Frozen Faceoff

Times are in MST /// * Conference game

Game 17-18 | #19 Arizona State hosts Desert Hockey Classic



MULLETT ARENA
Tempe, AZ

Friday, January 3
7:00 p.m. MST
Saturday, January 4
7:00 p.m. MST

Watch: NCHC.tv
Listen: Fox Sports 910

Arizona State Sun Devils
8-7-1 Overall (5-3-0 NCHC)



Robert Morris, Cornell, UMass

SCOUTING THE SERIES

After a month-long hiatus, the No. 19 Arizona State hockey team returns to NCAA competition as hosts of the sixth Desert Hockey Classic on Jan. 3-4. The Sun Devils welcome participating schools No. 16 Cornell, Massachusetts (RV), and Robert Morris to Mullett Arena for non-conference play to start the New Year.

The Sun Devils rang in the New Year in ideal fashion: hot on a five-game winning streak, a home sweep of conference foe Minnesota Duluth before the holiday break, and a road sweep of then-No. 1 Denver under their belt. With the break in NCHC play, ASU looks to gain key PairWise points against historically strong East Coast collegiate hockey programs.

Four NCAA conferences are represented in the Desert Hockey Classic. ASU is tied for the lead in the NCHC, Robert Morris is tied for fifth in the Atlantic Hockey America, Cornell is tied fifth in the ECAC, and UMass tied ninth in the Hockey East.

All games of the Desert Hockey Classic will be streamed on NCHC.tv (subscription required). The ASU games will play on the airwaves of FoxSports910 with Tyler Paley and Alex Coil.

DESERT HOCKEY CLASSIC SCHEDULE

Friday, Jan. 3

3:00 p.m.: #16 Cornell vs. RV UMass

7:00 p.m.: Robert Morris vs. #19 Arizona State

Saturday, Jan. 4

3:00 p.m.: Robert Morris vs. #16 Cornell or RV UMass

7:00 p.m.: #16 Cornell or RV UMass vs. #19 Arizona State

NOTABLES

-- ASU is 5-0-0 in the last five games and 7-3-0 in the last 10

-- ASU is 5-0-0 when leading after two periods. On the flip side, the Sun Devils are 0-3-0 when trailing after two periods

-- The Sun Devils are 7-1-0 when scoring the first goal of the game

-- In three of the last four games, ASU has allowed between 30-39 shots by its opponent. In each of those contests, ASU has won despite being outshot.

-- The line centered by Shlaine and flanked by Ryan Alexander and Kyle Smolen controls 67 percent of ASU chances this season. The line combines for 30 points.

BE THE TRADITION

Hockey SID: Paige Shacklett
Cell Phone: (970) 946-0748
Email: paige.shacklett@asu.edu
Twitter: @paigeshacklett



2023-24 SUN DEVIL HOCKEY ROSTER

No.	Name	Pos.	S	Ht.	Wt.	Yr.	Hometown (Prev. School)
1	Luke Pavicich	G	L	6-2	195	Sr.	Clarence Center, NY/UMass Lowell (NCAA)/UMass (NCAA)/Kenai River (NAHL)
2	Noah Beck	D	L	6-3	206	Sr.	Richmond Hill, Ontario, Canada/Clarkson (NCAA)/Fargo (USHL)
5	Ty Murchison	D	L	6-2	205	Sr.	Corona, CA/U.S. National U18 Team (USHL)
7	Joel Kjellberg	D	L	6-0	190	Fr.	Nacka, Sweden/Cedar Rapids (USHL)
8	Artem Shlaine	F	L	6-1	185	Gr.	Moskva, Russia/Northern Michigan (NCAA)/UConn (NCAA)/Muskegon (USHL)
9	Anthony Dowd	D	R	5-7	152	So.	Point Pleasant Beach, NJ/ Chicago (USHL)
10	Tucker Ness	D	R	6-3	216	Jr.	Plymouth, MN/Waterloo (USHL)
11	Benji Eckerle	F	L	5-10	181	Gr.	Northville, MI/Tri-City (USHL)
12	Cullen Potter	F	R	5-10	172	Fr.	Minneapolis, MN/U.S. National U-17
13	Hunter Mullett	F	R	6-0	160	Fr.	Hartland, WI/Islanders Hockey Club (NCDL)
14	Ty Jackson	F	L	5-8	157	Gr.	Oakville, ON/Dubuque (USHL)/Northeastern (NCAA)
15	Dylan Jackson	F	R	5-10	166	Gr.	Oakville, ON/Dubuque (USHL)/Northeastern (NCAA)
16	Ethan Szmagaj	D	R	6-0	197	Sr.	Canton, MI/Waterloo (USHL)
18	David Hymovitch	F	R	6-0	177	So.	Phoenix, AZ/Muskegon (USHL)
23	Bennett Schimek	D	R	6-0	192	Jr.	Mendota Heights, MN/Providence (NCAA)/Sioux City (USHL)
25	Kyle Smolen	F	R	5-11	165	So.	Crystal Lake, IL/ Fargo (USHL)
29	Cole Gordon	F	L	6-2	205	So.	Windsor, CO/Minnesota (NAHL)
30	Chase Hamm	G	L	5-9	165	So.	Saskatoon, SK, Canada/Arizona St. (ACHA)
31	Gibson Homer	G	L	6-5	210	R-Jr.	Grand Rapids, MI/Chicago (USHL)
37	Sam Court	D	L	5-10	184	Fr.	Winnipeg, MB, Canada/Sioux City (USHL)
39	Zakari Brice	G	L	5-11	180	Fr.	Fairbanks, AK/New Jersey Jr. Titans (NAHL)
43	Cole Helm	F	L	6-0	195	So.	Dallas, TX/ Dubuque (USHL)
51	Cruz Lucius	F	L	6-0	178	Jr.	Grant, MN/Wisconsin (NCAA)/U.S. National U18
53	Ryan Alexander	F	L	5-10	176	Jr.	Toronto, ON./Fargo (USHL)
61	Lukas Sillinger	F	L	5-11	172	Gr.	Regina, Sask./Penticton (BCHL)/Bemidji State (NCAA)
74	Brasen Boser	D	L	5-11	178	Fr.	Minot, ND/Fargo (USHL)
82	Charlie Schoen	F	R	5-10	160	Jr.	Andover, MN/Sioux City (USHL)
89	Tony Achille	F	L	6-0	175	Fr.	Hingham, MA/ Maine (NAHL)
92	Ryan Kirwan	F	L	6-2	205	Sr.	DeWitt, NY/Penn State (NCAA)/Green Bay (USHL)

Head Coach: Greg Powers
Associate Coach: Alex Hicks
Assistant Coach: Dana Borges
Assistant Coach: Mike Corbett
Director of Operations: Andrew Matheson
Strength & Conditioning Coach: Liane Blyn
Athletic Trainer: Amanda Doyle
Equipment Manager: Corby Antropik
Assistant Equipment Manager: Owen Hixon
Athletic Communications: Paige Shacklett
Sport Admins: Scott Nelson

PRONUNCIATIONS

BORGES: Boar-Jess
BRASEN BOSER: Bray-Sin Bose-ER
ECKERLE: ECK-er-LEE
HOMER: Home-ER
HYMOVITCH: Hi-Mo-VITCH
KIRWAN: Ker-WHEN
KJELLBERG: Shell-berg
PAVICICH: Pav-Uh-Sich
SCHIMEK: Shim-ICK
SCHOEN: Shane
SHLAINE: Shh-LANE
SMOLEN: Ss-MULL-In
SZMAGAJ: SHH-MAG-EE
ZACKARI: Zachary

ROSTER BREAKDOWN

By Position:	Forwards	16
	Defensemen	9
	Goaltenders	4
By Class:	Freshmen	6
	Sophomores	7
	Juniors	6
	Seniors	4
	Graduates	6
By State:	Canada	7
	Minnesota	5
	Michigan	3
	Colorado	2
	New York	2
	Illinois	1
	Alaska	1
	Arizona	1
	California	1
	Massachusetts	1
	New Jersey	1
	North Dakota	1
	Russia	1
	Sweden	1
	Texas	1
	Wisconsin	1

RECORD BREAKDOWN

Overall Record	8-7-1
Home Record	3-2-1
Road Record	5-5-0
Last 5 Games	5-0-0
Last 10 Games	7-3-0
Scoring A Power-Play Goal	4-3-1
Not Scoring A Power-Play Goal	4-4-0
Allowing A Power-Play Goal	2-5-0
Not Allowing A Power-Play Goal	6-2-1
Scoring A Shorthanded Goal	1-0-0
Allowing A Shorthanded Goal	0-1-0
10 Or More Penalties (ASU)	0-0-0
Fewer Than 10 Penalties (ASU)	8-7-1
More Penalties Than Opponent	1-3-0
Fewer Penalties Than Opponent	5-3-0
Same Amount Of Penalties	2-1-1
In One-Goal Games	3-3-0
In Two-Goal Games	3-2-0
In Three-Goal or More Games	2-2-0
In Overtime Games	1-2-1
Scoring 4 or More Goals	3-0-0
Scoring 3 or More Goals	4-2-1
Scoring 2 or Fewer Goals	1-5-0
Allowing 4 or More Goals	0-5-0
Allowing 3 or Fewer Goals	8-2-1
Scoring First Goal Of Game	7-1-0
Opponents Score First	1-6-1
Leading After One Period	3-1-0
Trailing After One Period	1-5-0
Tied After One Period	4-1-1
Scoring First Goal Of Second Period	4-2-0
Leading After Two Periods	5-0-0
Trailing After Two Periods	0-3-0
Tied After Two Periods	2-4-1
Scoring First Goal Of Third Period	6-5-0
Having 10-19 Shots On Goal	0-0-0
Having 20-29 Shots On Goal	4-1-0
Having 30-39 Shots On Goal	2-4-1
Having 40 or More Shots On Goal	2-2-0
Allowing 10-19 Shots On Goal	1-0-0
Allowing 20-29 Shots On Goal	4-4-0
Allowing 30-39 Shots On Goal	3-3-1
Allowing 40 or More Shots On Goal	0-0-0
Outshooting Opponent	4-6-0
Opponent Outshoots ASU	4-1-1
Shots Are Even	0-0-0
October	3-4-1
November	3-3-0
December	2-0-0
January	0-0-0
February	0-0-0
March	0-0-0
First Game of the Series	4-4-0
Second Game of the Series	4-3-1
Fridays	4-4-0
Saturdays	4-3-1
Sundays	0-0-0
Games Following A Win	5-2-0
Games Following A Loss	2-4-1
Games Following A Tie	0-1-0

JERSEY BREAKDOWN



White
(1-2-1)



Maroon
(4-4-0)



Gold
(3-0-0)

TALE OF THE TAPE

Sun Devils		RMU Colonials
2.9 (T29th)	Goals Per Game	3.4 (T6th)
2.6 (T28th)	Goals Against Average	2.8 (T35th)
8.7 (T45th)	Shots Percentage	11.9 (T5th)
18.8% (T31st)	Power Play	24% (13th)
83.7% (20th)	Penalty Kill	79.3% (37th)
49.2 (38th)	Faceoff %	56.0 (58th)
Cornell Big Red		UMass
3.1 (T21st)	Goals Per Game	3.2 (T12th)
2.5 (T23rd)	Goals Against Average	2.5 (T23rd)
11.5 (T8th)	Shots Percentage	10.1 (T24th)
14.3% (T54th)	Power Play	27.8% (2nd)
75% (T54th)	Penalty Kill	80.8% (T33rd)
52.9 (16th)	Faceoff %	50.0 (30th)

2024-25 STAT LEADERS BREAKDOWN

Goals	Kirwan & Schimek	7	Penalties	Ty Murchison	8
Assists	Noah Beck	12	PIM	Ty Murchison	24
Points	Noah Beck	15	PPG	Noah Beck	3
Shots	Ryan Kirwan	86	SHG	Bennett Schimek	2
Shot %	D. Jackson & Shlaine	.200	GWG	8, 15, 92	2
BLK	Ty Murchison	39	GAA	Luke Pavicich	2.29
+/-	Ryan Alexander	+9	SV%	Luke Pavicich	.919

SCORING BREAKDOWN

BY CLASS		CLASS LEADERS	
Class (Players)	Goals - Assists - Points	Player (Class)	Goals- Assists - Points
Freshmen (6)	5 - 11 - 16	Cullen Potter (Fr.)	4 - 4 - 8
Sophomores (7)	8 - 15 - 23	Kyle Smolen (So.)	4 - 8 - 12
Juniors (6)	10 - 12 - 22	Bennett Schimek (Jr.)	7 - 7 - 14
Seniors (4)	7 - 5 - 12	Ryan Kirwan (Sr.)	7 - 4 - 11
Graduates (6)	17 - 42 - 59	Noah Beck (Gr.)	3 - 12 - 15

RECORD VS. NCHC

TEAM	2024-25	OVERALL	LAST MEETING
COLORADO COLLEGE	0-2-0	6-4-2	L, 3-1 - Nov. 9, 2024
DENVER	2-0-0	4-9-1	W, 5-2 - Nov. 23, 2024
MIAMI	0-0-0	0-1-1	T, 1-1 (SO, W) - Oct. 28, 2023
MINNESOTA DULUTH	2-0-0	2-2-0	W, 3-2 (OT) - Dec. 7, 2024
OMAHA	1-1-0	5-7-1	W, 3-2 - Nov. 16, 2024
NORTH DAKOTA	0-0-0	1-0-0	W, 3-2 - Oct. 29, 2022
ST. CLOUD STATE	0-0-0	0-3-0	L, 4-2 - Dec. 31, 2016
WESTERN MICHIGAN	0-0-0	0-1-1	T, 2-2 - Feb. 4, 2017

SUN DEVIL NOTES

LAST TIME OUT

-- In Friday night's 5-3 victory, the ASU offense was bolstered by goals from five different skaters who helped nab three conference points from Minnesota Duluth. Dylan Jackson scored the game-winning goal, his second of the season.

-- Saturday's showdown extended into overtime after goals from Dylan Jackson and Ryan Kirwan couldn't topple UMD's two. Kyle Smolen broke a scoring spell that spanned 13 games with the game-winner in three-on-three overtime. As a rookie last year, he tallied seven goals including two clutch game-winners.

-- Luke Pavicich made his sixth and seventh consecutive starts as the No. 1 goaltender on the ASU roster against the Bulldogs.

-- The twins, Ty and Dylan Jackson, let the twin telepathy fly against the Bulldogs. Together, they combined for seven points in the series. Both scored a goal and tallied an assist on Friday before continuing to cook on Saturday as Dylan put up another one goal, one assist night and Ty tallied an assist.

SERIES HISTORY VS. RMU (4-0-0)

The two programs first met in 2019-20, the season that was ultimately cut short due to COVID-19. ASU swept RMU at Oceanside Ice Arena in what became part of a seven-game winning streak for the Sun Devils who contended for an NCAA Tournament bid for the second-straight year. Three years later, the Sun Devils returned the travel favor with a trip to Pittsburgh to meet the Colonials on their home ice. Between those two meetings, RMU had its program cut (due to COVID) and reinstated and ASU had its new facility, Mullett Arena, built, opened, and played-in for two seasons. At RMU, the Sun Devils extended their winning record with 4-1 and 8-3 victories.

LAST MEETING VS. COLONIALS

In Saturday night's 4-1 victory, Matthew Kopperud shined on the power play, scoring two goals. Kopperud's performance boasted him to the title of the nation's leading power play goal scorer with eight at that point in the 2023-24 season. ASU's victory was supported by Jackson Nierdremayer and Ty Murchison's first goals of the season. The Sun Devils put up 43 shots on goal while holding the Colonials to less than 10 shots in each of the first two periods.

In game two of the series in Pittsburgh, the offense was firing on cylinders as ASU collected a dominant 8-3 win over RMU. Team

captain Tyler Gratton tallied his first career hat trick while alternate captain Lukas Sillinger issued a five-point night to reach 100 career points. His 26 points this season ranks third among all NCAA skaters at that point in the 2023-24 season. The road sweep was ASU's first since the 2021-22 season. ASU's 56 shots on goal is a new single game program record. The previous record was held at 53 shots on goal. ASU's eight goals ties the program record for most goals scored in a game.

THIRD LINE MAGIC

The line centered by Shlaine and flanked by Ryan Alexander and Kyle Smolen controls 67 percent of ASU chances this season. The line combines for 30 points.

PAVICICH PUTS UP HOT MONTH

Luke Pavicich has made seven consecutive starts for the Sun Devils and boasts a 5-2-0 record in that span. His overall record in 2024-25 is 6-4-0. He made 111 saves in the month of November, including against two top-20 ranked teams. The netminder boasts a 2.29 goals against average and .919 save percentage.

DOUBLE TROUBLE

Twins Ty and Dylan Jackson signed off of 2024 with a vengeance. The pair combined for seven points in the series against Minnesota Duluth to close out the first half of the season. Dylan earned a four-point weekend with one goal and one assist in each game. Ty nearly carbon copied his brother with a goal on Friday night and assists in each game. Dylan's goal on Friday night was credited as the game-winner. Dylan and Ty are the team's fifth and sixth top point scorers.

NHL DEVILS

Joey Daccord signed a five-year, \$25 million contract with the Seattle Kraken on Wednesday. It has an average annual value of \$5 million and begins next season. The 28-year-old goalie could have been an unrestricted free agent after this season. He's in his second full season in the NHL after going 19-18-11 with a 2.46 goals-against average, .916 save percentage and three shutouts in 50 games (46 starts) for Seattle in 2023-24.

ARIZONA STATE QUICK FACTS

Location.....	Tempe, Ariz.
Enrollment.....	103,000
Nickname.....	Sun Devils
Colors.....	Maroon & Gold
Conference.....	NCHC (Big-12 in other sports)
President.....	Dr. Michael Crow
Athletics Director.....	Graham Rossini
Arena.....	Mullett Arena
Head Coach.....	Greg Powers (17th season)
Associate Coach.....	Alex Hicks (11th season)
Assistant Coach.....	Dana Borges (2nd season)
Assistant Coach.....	Mike Corbett(1st season)
Director of Operations.....	Andrew Matheson (6th season)
Strength & Conditioning Coach.....	Liane Blyn (7th season)
Equipment Manager.....	Corby Antropik (3rd season)
Athletic Trainer.....	Amanda Doyle (1st season)
Powers' Career Record.....	303-185-37
Powers' NCAA Record.....	135-156-24

HEAD COACH GREG POWERS

Coach Powers enters his tenth season as the head coach of the Division I program in 2024-25, and his 17th overall at the helm at ASU. He was a finalist for the 2019 and 2020 Spencer Penrose Award, which is awarded to the Division I Coach of the Year. Coach Powers was also named the 2018-19 Frank Kush Sun Devil Coach of the Year, as voted on by the 26 head coaches at Arizona State. On July 7, 2022, Arizona State University and Greg Powers agreed to a five-year contract extension through the 2026-27 season. In 2023-24, Powers led the Sun Devils to a program record 24 wins on the season. Matthew Kopperud finished as an NCAA statistical leader with 17 power play goals. A true Sun Devil coached by Powers all four years of his NCAA career, Kopperud completed his time at ASU as the fourth-best career power play scorer in NCAA history with 41 through his four years in college. Lukas Sillinger also topped the charts in 2023-24 as he set the ASU program record in single season points (48). In the final year of Oceanside Arena, Powers coached ASU to five-straight wins versus USCHO.com Top-20 opponents for the first time in program history (the previous record for consecutive wins against ranked opponents was three-straight games). In 2021-22, the team boasted three of the top-10 scorers in the nation in Colin Theisen, Matthew Kopperud and Josh Doan. ASU scored 116 goals in 35 games for a 3.31 goals per game average, ranked No. 10 in the country. Under Powers, ASU became the fastest start-up collegiate hockey program to qualify for the postseason in 2018-19. At 21-13-1 and No. 10 in the Pairwise rankings, the Sun Devils made the largest jump in all of NCAA Division I year-to-year up from No. 53 at the end of 2017-18. During the 2013-14 season, Coach Powers helped guide the Sun Devils to their first-ever ACHA Division I National Championship.

Himself a Sun Devil, Powers graduated from the Walter Cronkite School of Journalism in 1999 and was inducted into the ASU Hockey Player Hall of Fame in 2009. Collegiately, Greg was a three-time ACHA Division I All-American Goaltender while playing for the Sun Devils under the tutelage of Hall of Fame Head Coach Gene Hammett. The Sun Devils qualified for three national championships during Powers' four-season collegiate career, and he was named Team MVP for the 1996-1997 and 1997-1998 seasons.

GLOVES ARE OFF

#1 Luke Pavicich (Sr., G)

- Made season debut in game two at Air Force
- Started in his second game of the season at #14 Providence, tallying season team-high 36 saves in a single game
- Started for third time on Friday night at Northern Michigan. Collected his first win of the season with 16 saves and only one goal against
- Played first games at Mullett Arena vs. Omaha, made 37 saves combined in the series
- Played in both games at #1 DU. Made 56 saves over the weekend. Saved nearly two goals above average over the expected.
- Won NCHC Goaltender of the Week after performance vs. UMD. Made 68 saves in the series

#2 Noah Beck (Gr., D)

- Leads the ASU team in points with 15 (3G, 12A)
- Leads the ASU team in PPG with 3
- Was the only player on ASU to have a multipoint game at then-No. 8 Colorado College (1G, 1A)
- Third-highest plus/minus on team (+6).
- Won NCHC Defenseman of the Week after an impressive opening weekend at Air Force. Five assists, including four primary

#5 Ty Murchison (Sr., D)

- Leads the team in blocks with 39 this season. Tallied a massive seven blocks in Saturday night's comeback tie vs. #10 Michigan
- Career single game high for blocks is 9 vs. Boston College on Dec. 31, 2022
- Was the first California native to commit to Sun Devil Hockey in the NCAA DI era

#7 Joel Kjellberg (Fr., D)

- Tallied his first career assist at Air Force in his debut game, Oct. 4.
- Earned his second career assist at then-No. 1 Denver. It was the second time in his career that he's finished a game more than even on plus/minus

#8 Artem Shlaine (Gr., C)

- Currently on a five-game point scoring streak (5G, 2A)
- Put up a four-goal weekend at then-No. 1 DU, tallying both game-winning goals on each night
- Scored Friday at DU opening goal just 35 seconds into play. Notched the GWG with only 45 seconds left in regulation.
- Won Forward of the Week after the performance at DU
- First on the team in faceoffs (80 min attempts) with 118 wins to 83 losses for a .587 win percentage (4th-best in the NCHC)
- Scored his first goal as a Sun Devil on Saturday night vs. Omaha. Put up a season-high six shots
- Made his debut in the maroon and gold at NMU after missing the first six games due to injury

#9 Anthony Dowd (So., D)

- Second-highest plus/minus on team (+8)
- Second-highest point scorer in sophomore class and among ASU defensemen
- Has not finished a game less than even on plus/minus this season
- Boasted a two-point series vs. Omaha (1G, 1A)

#10 Tucker Ness (Jr., D)

- Tallied first assist of the season at #1 DU

- Has not finished a game less than even on plus/minus this season

#11 Benji Eckerle (Gr., F)

- Tallied one goal this season (empty net at NMU)
- Tallied his first career two-assist night at then-No. 1 DU on Nov. 23
- Took the LSAT this summer and is currently applying to law school.
- Only hockey player enrolled in Barrett, The Honors College at ASU

#12 Cullen Potter (Fr., F)

- Sixth in the NCAA in controlled zone entries
- Went on a two-game goal scoring streak at then-No. 1 DU and vs. UMD.
- Scored first collegiate goal at Air Force in ASU's 8-1 win on Friday night
- Scored the game-tying goal in ASU's comeback tie against #10 Michigan on Oct. 12. His goal secured the 3-3 tie for ASU
- Put up single-game high eight shots at #8 CC on Nov. 9
- Scored third goal of career at #1 DU on Nov. 23. Put up a two-point weekend in the Mile High City

#13 Hunter Mullett (Fr., D)

- Grandson of ASU donors, Don and Barbara Mullett

#14 Ty Jackson (Gr., C)

- Put up a three-point weekend vs. UMD (1G, 2A)
- Scored his second goal of the season on Friday night vs. Omaha.
- Tallied a two-point weekend at CC (2A)
- Named alternate captain for 24-25. The first time he has worn a letter in his college hockey career

#15 Dylan Jackson (Gr., F)

- Executed a massive weekend against UMD to close out 2024. Tallied one goal and one assist on each night. On Friday he was credited with the GWG
- Scored the game-winning goal on Friday night at Air Force
- His five goals this season is tied at second on ASU

#16 Ethan Szmagaj (Sr., D)

- Second-most blocks on the team with 21
- Named 13th captain in Sun Devil Hockey History

#18 David Hymovitch (So., F)

- Scored the game-winning goal vs. Omaha on Saturday night, his first goal in his home state
- Scored two goals in the three games (Nov. 9-16)
- Tallied first collegiate goal at #8 CC on Saturday night to protect the team from a road shutout
- Tallied his first collegiate point at Air Force to start the season
- The only ASU skater from the state of Arizona

#23 Bennett Schimek (Jr., F)

- Ranked top-10 in NCHC in points per game, goals, and goals per game
- Tallied third multipoint game of the season at #1 DU
- Tallied first career hat trick at Air Force (game 1)
- Scored two SHG and one PPG in Friday night's win at Air Force
- Awarded NCHC Forward of the Week after the six-point performance in the opening weekend

#25 Kyle Smolen (So., F)

- Tied for team lead in blocks by a forward (12)
- On a five-game point scoring streak (1G, 5A)
- Put up his second multipoint night of the season vs. Omaha with two assists
- Leads the ASU sophomore class in points, boasts third-most points on the team
- Went on a three-game point scoring streak (3A, Oct. 26-Nov. 9)
- Scored first career shorthanded goal at AF (gm. 1)

#29 Cole Gordon (So., F)

- Completed in 14 games this season

#31 Gibson Homer (R-Jr., G)

- Made season-high 30 saves against #10 Michigan on Oct. 11 in ASU's home opener
- Made six starts this season. Record of 2-3-1, .911 save percentage, 2.35 GAA
- Notched second career shutout (22 saves) at NMU in game 2 against the Wildcats

#37 Sam Court (Fr., D)

- On a two-game point streak (1G, 2A)
- Tallied first career two point night vs. UMD (1G, 1A)
- Tallied first career point with an assist at NMU on Saturday night
- Notched second career assist on Friday night vs. Omaha. Made single game high 7 shots on net
- Skated in every game so far this season

#43 Cole Helm (So., F)

- Recorded first assist of the season at AF

#51 Cruz Lucius (Jr., F)

- Out with injury

#53 Ryan Alexander (Jr., F)

- Leads the team plus/minus (+9)
- Went on a four-game point scoring streak from Nov. 11-Dec. 6 (2G, 4A)
- Has finished even or positive on plus/minus in 14 out of 16 games
- Has played in every game so far this season

#61 Lukas Sillinger (Gr., F)

- Boasts three two-assist nights this season

#74 Brasen Boser (Fr., D)

- Notched first career point in Friday vs. Omaha
- Single game high of +3 on Saturday vs. Omaha

#82 Charlie Schoen (So., F)

#89 Tony Achille (So., F)

- Tony is a childhood cancer survivor (Hotchkiss's Lymphoma).

#92 Ryan Kirwan (Sr., F)

- All of his three goals at Northern Michigan were scored within the final five minutes of regulation
- Tied for team lead in GWG with Dylan Jackson and Artem Shlaine
- Had a two-goal weekend at #14 Providence. He was ASU's sole goal scorer throughout the entire weekend
- Third-most shots in the country (86). Put up a massive 19 shots on net against NMU over the series (8 on Friday, 11 on Saturday)

ARIZONA STATE SINGLE-GAME CAREER HIGHS

#1 Luke Pavichich

Saves: 47 (at Providence, 01/27/24)

#2 Noah Beck

Goals: 2 (2 times, last vs. New Hampshire, 10/07/22)

Assists: 3 (2 times, last at Air Force, 10/04/24)

Points: 3 (4 times, last at Air Force, 10/04/24)

Plus/Minus: +3 (2 times, last at Air Force, 10/04/24)

#5 Ty Murchison

Goals: 2 (at Colorado College, 12/17/21)

Assists: 1 (11 times, last at Northern Michigan, 10/25/24)

Points: 2 (at Colorado College, 12/17/21)

Blocks: 9 (vs. Boston College, 12/31/22)

#7 Joel Kjellberg

Assists: 1 (2 times, last at #1 Denver, 11/23/24)

Points: 1 (2 times, last at #1 Denver, 11/23/24)

#8 Artem Shlaine

Goals: 3 (vs. Lake Superior State, 11/10/23)

Assists: 3 (2 times, last vs. Ferris State, 02/18/23)

Points: 3 (6 times)

Plus/Minus: +4 (vs. Ferris St., 02/17/23)

#9 Anthony Dowd

Goals: 2 (at Robert Morris, 12/17/23)

Assists: 2 (vs. Stonehill, 11/03/23; vs. Northern Michigan, 10/21/23)

Points: 3 (vs. Stonehill, 11/03/23 and at Robert Morris, 12/17/23)

Plus/Minus: +2 (4 times, last vs. Omaha, 11/16/24)

#10 Tucker Ness

Assists: 1 (vs. Stonehill, 11/03/23 and vs. Augustana, 01/19/24)

Points: 1 (3 times, last at #1 Denver, 11/22/24)

Plus/minus: +2 (vs. Lindenwood, 02/03/24)

#11 Benji Eckerle

Goals: 1 (15 times, last at Northern Michigan, 10/25/24)

Assists: 3 (at #1 Denver, 11/23/24)

Points: 2 (4 times, last at #1 Denver, 12/23/23)

Plus/Minus: +3 (2 times, last vs. Harvard, 01/05/24)

#12 Cullen Potter

Goals: 1 (4 times, last vs. Minnesota Duluth, 12/06/24)

Assists: 1 (4 times, last vs. #1 Denver, 11/22/24)

Points: 2 (vs. #10 Michigan, 10/12/24)

#13 Hunter Mullett

#14 Ty Jackson

Goals: 1 (28 times, last time vs. UMD, 12/06/24)

Assists: 4 (vs. Lindenwood, 02/17/23)

Points: 4 (vs. Lindenwood, 02/17/23)

#15 Dylan Jackson

Goals: 3 (2 times, last vs. #2 Denver, 11/10/23)

Assists: 2 (5 times, last at Miami, 10/28/23)

Points: 4 (vs. Lindenwood, 02/17/23)

#16 Ethan Szmagaj

Goals: 1 (5 times, last vs. Alaska Fairbanks, 02/10/24)

Assists: 2 (at Bemidji State, 10/08/22)

Points: 2 (at Bemidji State, 10/08/22)

Blocks: 7 (at New Hampshire, 12/10/22)

#18 David Hymovitch

Goals: 1 (2x, last vs. Omaha, 11/16/24)

Assists: 1 (2x, last at #1 Denver, 11/23/24)

Points: 1 (4x, last at #1 Denver, 11/23/24)

#23 Bennett Schimek

Goals: 3 (at Air Force, 10/04/24)

Assists: 2 (at UMass Lowell, 01/26/24)

Points: 4 (2 times, last at Air Force, 10/04/24)

Plus/Minus: +4 (2 times, last at UMass Lowell, 01/26/24)

#25 Kyle Smolen

Goals: 2 (3x, last at Air Force, 10/04/24)

Assists: 2 (vs. Lindenwood, 02/02/24)

Points: 3 (vs. Harvard, 01/05/24)

#29 Cole Gordon

Goals: 1 (4 times, last at Air Force, 10/04/24)

Assists: N/A

Points: 1 (4 times, last at Air Force, 10/04/24)

#31 Gibson Homer

Saves: 39 (at Alaska Anchorage, 03/08/24)

#37 Sam Court

Assists: 1 (4x, last vs. Minnesota Duluth, 12/06/24)

Points: 2 (vs. Minnesota Duluth, 12/06/24)

Plus/Minus: +1 (5x, last vs. Minnesota Duluth, 12/06/24)

#43 Cole Helm

Goals: N/A

Assists: 1 (2 times, last at Air Force, 10/04/24)

Points: 1 (2 times, last at Air Force, 10/04/24)

#51 Cruz Lucius

Goals: 2 (4 times)

Assists: 4 (vs. Notre Dame, 01/07/23)

Points: 4 (2 times, last vs. Notre Dame, 01/07/23)

Plus/Minus: +3 (2 times, last at Michigan Tech, 10/20/23)

#53 Ryan Alexander

Goals: 2 (vs. Minnesota, 11/26/22)

Assists: 2 (3 times, last time at #1 Denver, 11/22/24)

Points: 2 (8 times, last time at #1 Denver, 11/22/24)

#61 Lukas Sillinger

Goals: 3 (at Alaska Anchorage, 03/09/24)

Assists: 4 (at Robert Morris, 12/17/23)

Points: 5 (at Robert Morris, 12/17/23)

Plus/Minus: +5 (at Michigan Tech, 03/12/22)

#74 Brasen Boser

Assists: 1 (vs. Omaha, 11/15/24)

Points: 1 (vs. Omaha, 11/15/24)

Plus/Minus: +3 (vs. Omaha, 11/16/24)

#82 Charlie Schoen

Goals: 2 (at Alaska Fairbanks, 02/24/24)

Assists: 3 (at Alaska Anchorage, 03/09/24)

Points: 3 (at Alaska Anchorage, 03/09/24)

#89 Tony Achille

Goals: N/A

Assists: 1 (3 times, last vs. Lindenwood, 02/03/24)

Points: 1 (3 times, last vs. Lindenwood, 02/03/24)

#92 Ryan Kirwan

Goals: 3 (vs. Army, 01/06/24)

Assists: 2 (2 times, last at Wisconsin, 12/11/21)

Points: 4 (vs. Army, 01/06/24)

Plus/Minus: +4 (vs. Minnesota, 12/02/23)

ARIZONA STATE LAST TIME IT HAPPENED

Won in overtime	vs. Minnesota Duluth (3-2)	Dec. 7, 2024
Lost in overtime	at #8 Colorado College (4-3)	Nov. 8, 2024
Overtime tie	vs. #10 Michigan (3-3)	Oct. 12, 2024
Scored 5 goals	@ #1 Denver	Nov. 23, 2024
Scored 6 goals	vs. #2 Denver	Nov. 10, 2023
Scored 7+ goals	at Air Force (8)	Oct. 4, 2024
Allowed 5+ goals	vs. #2 Denver (8, 2EN)	Nov. 11, 2023
Shutout on road	@ #4 Minnesota (0-10)	Jan. 21, 2021
Shutout at home	vs. #17 Minnesota State (0-5)	Jan. 14, 2023
Shutout at neutral site	vs. #19 Clarkson (0-3)	Dec. 28, 2018
Had a home shutout	vs. Alaska Anchorage (3-0)	Nov. 19, 2023
Had a road shutout	@ Northern Michigan (2-0)	Oct. 26, 2024
Had a neutral site shutout		
Had a home sweep	vs. Minnesota Duluth*	Dec. 6-7, 2024
Had a road sweep	@ #1 Denver	Nov. 22-23, 2024
Swept at home	vs. #18 Cornell	Feb. 24-25, 2023
Swept on the road	@ #8 Colorado College	Nov. 8-9, 2024
Scored a SHG	Bennett Schimek at Air Force (2)	Oct. 4, 2024
Allowed a SHG	vs. #10 Michigan	Oct. 11, 2024
Scored 2 PPG's	@ Air Force (Schimek & Smolen)	Oct. 4, 2024
Scored 3 PPG's	vs. Alaska Fairbanks (Kopperud, T. Jackson, Kopperud)	Feb. 10, 2024
Player w/ 2+ PPG's	Matthew Kopperud (2) vs. Alaska Fairbanks	Feb. 10, 2024
	Tyler Gratton (2) at Robert Morris	Dec. 17, 2023
	Matthew Kopperud (2) at Robert Morris	Dec. 16, 2023
	Matthew Kopperud (2) vs. New Hampshire	Oct. 16, 2021
	Matthew Kopperud (2) vs. UMass Lowell	Oct. 2, 2021
	Matthew Kopperud (2) vs. #18 Notre Dame	Jan. 10, 2021
Player w/ 2 SHG	Bennett Schimek at Air Force	Oct. 4, 2024
Allowed 2 PPG's	vs. Long Island	March 1, 2024
Allowed 3+ PPG's	vs. #11/12 Denver (4)	Dec. 4, 2021
Acquired 10+ Penalties	@ Alaska (21)	Feb. 23, 2024
Committed 0 Penalties	@ #1 Minnesota	Jan. 4, 2021
Scored a hat trick	Bennett Schimek at Air Force	Oct. 4, 2024
Allowed a hat trick	at #14 Providence (2G, 1EN)	Oct. 18, 2024
	vs. #10 Michigan (2G, 1EN)	Oct. 11, 2024
Player had 3 assists	Noah Beck (3) at Air Force	Oct. 4, 2024
	Charlie Schoen (3) @ Alaska Anchorage	March 9, 2024
	Lukas Sillinger (3) vs. Long Island	March 2, 2024
	Lukas Sillinger (3) at Alaska Fairbanks	Feb. 24, 2024
	Lukas Sillinger (3) vs. Alaska Anchorage	Nov. 17, 2023
	Robert Mastro Simone (3) at Alaska Anchorage	March 3, 2023
	Robert Mastro Simone (3) vs. #2 Minnesota	Nov. 26, 2022
	Jack Becker (3) at Colorado College	Dec. 17, 2021
	Josh Doan (3) vs. UMass Lowell	Oct. 2, 2021
	Walker & O'Reilly (3) at #18 Notre Dame	Jan. 10, 2021
Player had 4 assists	Lukas Sillinger (4) at Robert Morris	Dec. 17, 2023
	Tim Lovell (4) at Robert Morris	Dec. 17, 2023
	Ty Jackson (4) vs. Lindenwood	Feb. 17, 2023
Player had 5 assists	Anthony Croston (5) vs. Brown	Dec. 30, 2016
Player had 3 points	Noah Beck (3A) at Air Force	Oct. 4, 2024
Player had 4 points	Bennett Schimek (3G, 1A) at Air Force	Oct. 4, 2024
	Lukas Sillinger (3G, 1A) @ Alaska Anchorage	March 9, 2024
	Tim Lovell (4A) at Robert Morris	Dec. 17, 2023
	Josh Doan (1G, 3A) at Alaska Anchorage	March 3, 2023
	Ty Jackson (4A), Dylan Jackson (2G, 2A)	Feb. 17, 2023
Player had 5 points	Lukas Sillinger (1G, 4A) at Robert Morris	Dec. 17, 2023
	Anthony Croston (5A) vs. Brown	Dec. 30, 2016
Registered 40+ SOG	vs. Omaha (44)	Nov. 16, 2024
Registered 50+ SOG	vs. Omaha (53), vs. St. Thomas (50), Lindenwood (53), RMU (56)	10/27/18, 10/29/21, 02/17/23, 12/27/23
Allowed 40+ SOG	@ Alaska Anchorage (43)	March 8, 2024
	vs. #9 Providence (41)*	Nov. 24, 2023
Allowed 50+ SOG	vs. Boston College (50)	Dec. 30, 2022
Goalie had 30-39 saves	Luke Pavichich (33*)	Dec. 7, 2024
Goalie had 40+ saves	TJ Semptimphelter vs. Boston College (42)	Dec. 31, 2022
Goalie had 50+ saves	TJ Semptimphelter (53) at #1 Denver	Dec. 2, 2022
Goalie assist	TJ Semptimphelter vs. Harvard	Jan. 5, 2024

*Includes Overtime

2024-25 REGULAR-SEASON HIGHS AND LOWS

Most Goals Scored in a Game	8	at Air Force	Oct. 4, 2024
Most Goals Allowed in a Game	4	at AF/#10 UM/#14 PRO/#8 CC/UNO	Oct. 5/11/18/Nov. 8/15
Most Goals Scored in a Period	4	at Air Force	Oct. 4, 2024
Most Goals Allowed in a Period	2	#10 UM/#14 PRO/#8 CC/UNO/UMD(2x) Oct. 11/18/Nov. 8&9/15, Dec. 6-7, 2024	
Most Shots On Goal in a Game	44	vs. Omaha	Nov. 16, 2024
Most Shots On Goal Allowed in a Game	38	at #14 Providence & UMD	Oct. 19 & Dec. 6, 2024
Most Shots On Goal in a Period	18	vs. Omaha	Nov. 15, 2024
Most Shots On Goal Allowed in a Period	19	at Air Force (2nd period)	Oct. 5, 2024
Fewest Shots On Goal in a Game	24	at Air Force	Oct. 4, 2024
Fewest Shots On Goal Allowed in a Game	17	at Northern Michigan	Oct. 25, 2024
Fewest Shots On Goal in a Period	4	at Air Force (2nd period)	Oct. 4, 2024
Fewest Shots On Goal Allowed in a Period	3	at Northern Michigan (3rd period)	Oct. 26, 2024
Most Saves in a Game	36	Luke Pavich at #14 Providence	Oct. 19, 2024
Most PPG in a Game	2	at Air Force (Schimek 2x)	Oct. 4, 2024
Most PPG Allowed in a Game	1	Multiple Games this Season	
Most PP Opportunities in a Game	6	at Northern Michigan	Oct. 25, 2024
Most ASU Penalties in a Game	6	at Air Force	Oct. 4, 2024
Most SHG in a Game	3	at Air Force (Bennett Schimek 2x, Smolen)	Oct. 4, 2024
Most SHG Allowed in a Game	2	vs. #10 Michigan	Oct. 11, 2024
Longest Undefeated Streak	5	Nov. 16, 2024-current	
Longest Winning Streak	5	Nov. 16, 2024 - current	
Longest Home Winning Streak	3	Nov. 16-Dec. 7, 2024 (current)	
Longest Road Winning Streak	2	Oct. 25-26, 2024 & Nov. 22-23, 2024 (current)	
Longest Winless Streak	5	Oct. 5-19, 2024	
Longest Home Winless Streak	3	Oct. 11-Nov. 15, 2024	
Longest Road Winless Streak	3	Oct. 5-19, 2024	
Longest Winning Streak Against Ranked Teams	2	#1 Denver on Nov. 22-23, 2024 (current)	
Quickest Goal from Start of Game (Sun Devils)	:27 (1st)	at Air Force (Bennett Schimek)	Oct. 5, 2024
Quickest Goal from Start of Game (Opp.)	3:59 (1st)	at #8 Colorado College	Nov. 8, 2024
Shortest Time Between Two Goals (Sun Devils)	0:16	vs. #10 Michigan (Beck & Potter)	Oct. 12, 2024
Shortest Time Between Two Goals (Opp.)	1:01	vs. Minnesota Duluth	Dec. 6, 2024
Shortest Time Between Two Goals (Both teams)	:31	at Air Force	Oct. 5, 2024
Largest Margin of Victory	7	at Air Force (8-1)	Oct. 4, 2024
Largest Margin of Defeat	3	vs. #10 Michigan/at #14 Providence	Oct. 11/18, 2024
Largest Crowd at Home	5,354	vs. #10 Michigan	Oct. 12, 2024
Shutouts This Year	1	at Northern Michigan (2-0, 22 saves-Homer)	Oct. 26, 2024
Shutouts Against This Year			
Hat Tricks	1	Bennett Schimek at Air Force	Oct. 4, 2024
Hat Tricks Against	2	#10 Michigan (2G, 1EN)	Oct. 11, 2024
		#14 Providence (2G, 1EN)	Oct. 18, 2024

*Includes Overtime

OVERALL REGULAR-SEASON HIGHS AND LOWS

Most Goals Scored in a Game	8	vs. Brown at #14/15 Wisconsin vs. Lindenwood at Robert Morris at Air Force	Dec. 30, 2016 Nov. 28, 2020 Feb. 17, 2023 Dec. 17, 2023 Oct. 4, 2024
Most Goals Allowed in a Game	10	at #4 Minnesota at Merrimack	Jan. 21-22, 2021 Jan. 31, 2016
Most Goals Scored in a Period	5	2nd period at Robert Morris 3rd period vs. RIT	Dec. 17, 2023 Jan. 17, 2020
Most Goals Allowed in a Period	6	3rd period at #4 Minnesota	Jan. 22, 2021
Most Shots On Goal in a Game	56	at Robert Morris	Dec. 17, 2023
Most Shots On Goal Allowed in a Game	57	at Quinnipiac at UMass-Lowell at Quinnipiac	Oct. 15, 2015 Jan. 30, 2016 Jan. 27, 2017
Most Shots On Goal in a Period	27	2nd period at Robert Morris	Dec. 17, 2023
Most Shots On Goal Allowed in a Period	28	3rd period at Quinnipiac	Jan. 28, 2017
Fewest Shots On Goal in a Game	11	at #12/14 Wisconsin	Jan. 16, 2021
Fewest Shots On Goal Allowed in a Game	15	at Air Force at #6 North Dakota	Oct. 18, 2019 Oct. 29, 2022
Fewest Shots On Goal in a Period	1	3rd period at Quinnipiac 1st period at Bentley 3rd period vs. Boston College	Jan. 28, 2017 Feb. 8, 2020 Dec. 31, 2022
Fewest Shots On Goal Allowed in a Period	1	1st period vs. Alabama-Huntsville	Nov. 3, 2017
Most Saves in a Game	53	Joey Daccord at Quinnipiac TJ Semptimphelter at #1 Denver	Jan. 28, 2017 Dec. 2, 2022
Most Penalties in a Game	21	at Alaska	Feb. 23, 2024
Most PPG in a Game	5	vs. Omaha	Oct. 27, 2018
Most PPG Allowed in a Game	6	at Notre Dame	Oct. 7, 2016
Most SHG in a Game	3	at Air Force (Bennett Schimek 2x, Smolen)	Oct. 4, 2024
Player with 2 SHG in Single Game	2	Bennett Schimek at Air Force	Oct. 4, 2024
Longest Undefeated Streak	10	Dec. 1, 2023-Jan. 6, 2024	
Longest Winning Streak	7	Jan. 25 - Feb. 15, 2020	
Longest Home Winning Streak	10	Oct. 26, 2018 - Feb. 16, 2019	
Longest Road Winning Streak	3	Dec. 2, 2023 - present; Jan. 11-15, 2022; Nov. 28 - Dec. 3, 2020; Jan. 25 - Feb. 8, 2020; Jan. 26 - Feb. 2, 2019; Dec. 13-17, 2016	
Longest Winless Streak	16	Nov. 27, 2015 - Jan. 31, 2016	
Longest Home Winless Streak	4	Nov. 4 - Dec. 8, 2017	
Longest Road Winless Streak	17	Nov. 27, 2015 - Oct. 22, 2016	
Quickest Goal from Start of Game (Sun Devils)	0:11	at #13/16 Notre Dame	Dec. 3, 2020
Quickest Goal from Start of Game (Opp.)	0:09	at Holy Cross	Nov. 25, 2016
Shortest Time Between Two Goals (Sun Devils)	0:07	vs. RIT	Jan. 17, 2020
Shortest Time Between Two Goals (Opp.)	0:11	at Penn State	Nov. 18, 2016
Shortest Time Between Two Goals (Both teams)	0:07	vs. #11/12 Denver	Dec. 3, 2021
Largest Margin of Victory	7	at Air Force (8-1)	Oct. 4, 2024
Largest Margin of Defeat	10	at #4 Minnesota at Merrimack	Jan. 21 & 22, 2021 Jan. 31, 2016
Largest Comeback Victory in 2-0 Deficit	5-2, W	vs. Clarkson (down 2-0 in 2nd period)	Dec. 29, 2023
Largest Crowd at Home	5,354	vs. No. 10 Michigan	Oct. 12, 2024
Hat Tricks	9	vs. Southern New Hampshire (Croston) vs. Omaha (Walker, 4) vs. #4 Denver (Walker) vs. Alaska Anchorage (B. Pasichnuk) vs. St. Thomas (Theisen) vs. Long Island (D. Jackson) vs. #2 Denver (D. Jackson) at Robert Morris (Gratton) at Alaska Anchorage (Sillinger - 1st natural) at Air Force (Schimek)	Jan. 20, 2017 Oct. 27, 2018 Dec. 6, 2019 Feb. 15, 2020 Oct. 30, 2021 March 10, 2023 Nov. 10, 2023 Dec. 17, 2023 March 9, 2024 Oct. 4, 2024
Hat Tricks Against (12): at UMass-Lowell (Smith) - Jan. 30, 2016;; at Penn State (Smirnov) - Nov. 18, 2016; vs. Brown (Corcoran) - Dec. 30, 2016; vs. St. Cloud State (Jackson) - Dec. 31, 2016; vs. Boston University (Carpenter) - Jan. 26, 2018; at Wisconsin (Ahcan) - Feb. 21, 2020; at #7 Michigan (Beniers) - Feb. 26, 2021; at Colgate (Young) - Oct. 22, 2021; at Quinnipiac (Chau) - Nov. 13, 2021; vs. #11/12 Denver (Stapley) - Dec. 3, 2021; at #4 Minnesota (McManus, Walker) - Jan. 21, 2021; vs. #10 Michigan - Oct. 11, 2024			

2024-25 GAME-BY-GAME RESULTS

No.	Date	Opponent	Result	Score	Record	ASU Goal	Opp. Goal	SF-SA	PP/PK
1	Oct. 4	at Air Force	Win	8-4	1-0-0	23^, 15, 23^, 25^, 12, 25^, 23^, 29	26	24-28	2 / 6
2	Oct. 5	at Air Force	Loss	3-4 (OT)	1-1-0	23, 25, 92	64, 26, 64, 26*	35-33	3 / 4
3	Oct. 11	vs. #10 Michigan	Loss	1-4 (EN)	1-2-0	14*	17, 17^, 19*, [17]	36-34	5 / 2
4	Oct. 12	vs. #10 Michigan	Tie	3-3 (OT)	1-2-1	15, 2*, 12	5, 22, 19	31-34	4 / 4
5	Oct. 18	at #14 Providence	Loss	1-4 (EN)	1-3-1	92	19, 19, 10, [19]	28-27	2 / 1
6	Oct. 19	at #14 Providence	Loss	1-2	1-4-1	92	9, 27	32-38	1 / 2
7	Oct. 25	at Northern Michigan	Win	3-1 (EN)	2-4-1	23, 92, [11]	20	40-17	2 / 1
8	Oct. 26	at Northern Michigan	Win	2-0 (EN)	3-4-1	92*, [92]		38-22	6 / 2
9	Nov. 8	at #8 Colorado College	Loss	3-4 (OT)	3-5-1	53, 15, 2*	4*, 24, 27, 2	30-21	3 / 2
10	Nov. 9	at #8 Colorado College	Loss	1-3 (EN)	3-6-1	18	29*, 17, [24]	42-21	3 / 4
11	Nov. 15	vs. Omaha	Loss	2-4 (EN)	3-7-1	14, 9*	29, 24*, 3, [6]	43-23	3 / 3
12	Nov. 16	vs. Omaha	Win	3-2	4-7-1	8, 53, 18	3, 8	44-22	4 / 3
13	Nov. 22	at #1 Denver	Win	3-2	5-7-1	8, 23, 8	15*, 15	30-32	3 / 3
14	Nov. 23	at #1 Denver	Win	5-2	6-7-1	2*, 12, 8, 8, [23]	12, 7	29-28	2 / 1
15	Dec. 6	vs. Minnesota Duluth	Win	5-3 (EN)	7-7-1	14*, 12, 53, 15, [37]	17, 10, 17	38-28	2 / 1
16	Dec. 7	vs. Minnesota Duluth	Win	3-2 (OT)	8-7-1	15, 92, 25	10, 27	35-28	4 / 4

* - Power Play Goal

^ - Shorthanded Goal

[] - Empty Net Goal

\$ - Penalty Shot

2024-25 Sun Devil Hockey Game Notes

CAREER SCORING

Player (Games: ASU; Career)	G-A-Pts. (Career)
Lukas Sillinger (85; 150)	20-59-79 (43-89-132)
Artem Shlaine (10; 134)	5-3-8 (34-55-89)
Ty Jackson (75; 124)	15-36-51 (28-55-83)
Ryan Kirwan (16; 116)	7-4-11 (41-39-80)
Cruz Lucius (0; 70)	0-0-0 (24-44-68)
Noah Beck (16; 139)	3-12-15 (18-53-71)
Dylan Jackson (66; 95)	24-19-43 (29-31-60)
Benji Eckerle (133)	15-32-47
Bennett Schimek (14; 85)	7-7-14 (26-25-51)
Ryan Alexander (78)	17-17-34
Charlie Schoen (43)	9-17-26
Ethan Szmagaj (112)	5-18-23
Ty Murchison (124)	9-11-20
Kyle Smolen (52)	11-17-28
Anthony Dowd (52)	4-14-18
Cullen Potter (16)	4-4-8
Cole Gordon (44)	4-0-4
Tony Achille (18)	0-3-3
Tucker Ness (50)	0-3-3
Cole Helm (9)	0-2-2
David Hymovitch (18)	2-2-4
Joel Kjellberg (12)	0-2-2
Sam Court (16)	1-4-5
Brasen Boser (16)	0-1-1

LAST GOAL SCORED

Player	Opp.	GP Since
Dylan Jackson	vs. Minnesota Duluth	0
Ryan Kirwan	vs. Minnesota Duluth	0
Kyle Smolen	vs. Minnesota Duluth	0
Ty Jackson	vs. Minnesota Duluth	1
Cullen Potter	vs. Minnesota Duluth	1
Ryan Alexander	vs. Minnesota Duluth	1
Sam Court	vs. Minnesota Duluth	1
Bennett Schimek	at #1 Denver	0
Artem Shlaine	at #1 Denver	0
Noah Beck	at #1 Denver	0
David Hymovitch	vs. Omaha	0
Anthony Dowd	vs. Omaha	1
Benji Eckerle	at Northern Michigan	9
Cole Gordon	at Air Force	11
Charlie Schoen	vs. Long Island	13
Ethan Szmagaj	vs. Alaska	16
Lukas Sillinger	vs. Lindenwood	18
Ty Murchison	at Robert Morris	28

CURRENT PLAYERS IN THE NHL ENTRY DRAFT

Player (Year)	Team	Round-Pick
Noah Beck ('20)	St. Louis Blues	7th-194th
Cruz Lucius ('22)*	Carolina Hurricanes	4th-124th
	*rights traded to Pittsburgh Penguins	
Ty Murchison ('21)	Philadelphia Flyers	5th-158th
Artem Shlaine ('20)	New Jersey Devils	5th-130th

MULTIPLE-POINT GAMES (SEASON/CAREER)

Player (Games - Season/Career)	Last Time	Record (Season/Career)
Lukas Sillinger (3 / 34)	11/23/24 at #1 Denver (2A)	2-0-1 / 23-10-2
Ty Jackson (1 / 20)	12/06/24 vs. Minnesota Duluth (1G, 1A)	1-0-0 / 18-1-0
Cruz Lucius (0 / 17)	03/09/24 vs. Ohio State (1G, 2A)	0-0-0 / 17-0-0
Ryan Kirwan (1 / 16)	10/26/24 at Northern Michigan (2G)	1-0-0 / 16-0-0
Artem Shlaine (2 / 16)	11/23/24 at #1 Denver(2G)	2-0-0 / 15-1-0
Noah Beck (5 / 13)	12/07/24 vs. Minnesota Duluth (2A)	2-2-1 / 5-5-3
Ryan Alexander (2 / 8)	11/22/24 at #1 Denver (2A)	2-0-0 / 6-2-0
Dylan Jackson (3 / 8)	12/07/24 vs. Minnesota Duluth (1G, 1A)	3-0-0 / 7-1-0
Bennett Schimek (3 / 8)	11/23/24 at #1 Denver (1G, 1A)	2-1-0 / 7-1-0
Kyle Smolen (2 / 5)	11/16/24 vs. Omaha (2A)	2-0-0 / 4-0-1
Charlie Schoen (0 / 5)	02/24/24 at Alaska(2G)	0-0-0 / 4-1-0
Benji Eckerle (1 / 4)	11/23/24 at #1 Denver (2A)	1-0-0 / 2-1-1
Anthony Dowd (0 / 3)	12/17/23 at Robert Morris (2G, 1A)	0-0-0 / 3-0-0
Sam Court (1 / 1)	12/06/24 vs. Minnesota Duluth (1G, 1A)	1-0-0 / 1-0-0
Cullen Potter (1 / 1)	10/12/2024 vs. #10 Michigan (1G, 1A)	0-0-1 / 0-0-1
Ethan Szmagaj (0 / 1)	10/08/22 at Bemidji State (2A)	0-0-0 / 0-1-0

MULTIPLE-GOAL GAMES (SEASON/CAREER)

Player (Games - Season/Career)	Last Time	Record (Season/Career)
Ryan Kirwan (1 / 7)	10/26/24 at Northern Michigan (2G)	1-0-0 / 7-0-0
Lukas Sillinger (0 / 5)	03/09/24 at Alaska Anchorage	0-0-0 / 4-1-0
Cruz Lucius (0 / 4)	02/23/24 vs. Penn State (2G)	0-0-0 / 4-0-0 Ryan
Dylan Jackson (0 / 3)	11/10/23 vs. #2 Denver (3G)	0-0-0 / 3-0-0
Kyle Smolen (1 / 2)	10/04/24 at Air Force (2G)	1-0-0 / 2-0-0
Noah Beck (0 / 2)	10/07/24 vs. New Hampshire (2G)	0-0-0 / 0-1-1
Artem Shlaine (2 / 4)	11/23/24 at #1 Denver (2G)	2-0-0 / 4-0-0
Bennett Schimek (1 / 3)	10/04/24 at Air Force (3G)	1-0-0 / 3-0-0
Charlie Schoen (0 / 1)	02/24/24 at Alaska (2G)	0-0-0 / 1-0-0
Anthony Dowd (0 / 1)	12/17/23 at Robert Morris (2G)	0-0-0 / 1-0-0
Ryan Alexander (0 / 1)	11/26/22 vs. No. 2 Minnesota (2G)	0-0-0 / 1-0-0

THREE-PLUS POINT GAMES (SEASON/CAREER)

Player (Games - Season/Career)	Last Time	Record (Season/Career)
Lukas Sillinger (0 / 10)	03/09/24 at Alaska Anchorage(3G, 1A)	0-0-0 / 10-0-0
Artem Shlaine (0 / 4)	02/02/24 vs. Michigan Tech (2G, 1A)	0-0-0 / 4-0-0
Cruz Lucius (0 / 4)	03/09/24 vs. Ohio State (1G, 2A)	0-0-0 / 4-0-0
Dylan Jackson (0 / 3)	11/10/23 vs. #2 Denver (3G)	0-0-0 / 3-0-0
Ryan Kirwan (0 / 3)	01/06/24 vs. Army (3G, 1A)	0-0-0 / 3-0-0
Noah Beck (1 / 4)	10/04/24 at Air Force (2A)	1-0-0 / 2-1-1
Anthony Dowd (0 / 2)	12/17/23 at Robert Morris (2G, 1A)	0-0-0 / 2-0-0
Ty Jackson (0 / 2)	11/10/23 vs. #2 Denver (1G, 2A)	0-0-0 / 2-0-0
Bennett Schimek (1 / 3)	10/04/24 at Air Force (3G, 1A)	1-0-0 / 3-0-0
Kyle Smolen (0 / 1)	01/05/24 vs. Harvard (2G, 1A)	0-0-0 / 1-0-0

PLAYERS OF THE WEEK

Player	Awarded	Week
Noah Beck	Defenseman of the Week (NCHC)	Week 1
Bennett Schimek	Forward of the Week (NCHC)	Week 1
Artem Shlaine	Forward of the Week (NCHC)	Week 8
Luke Pavichich	Goaltender of the Week (NCHC)	Week 9

2024-25 LINE CHART

Date	Opponent	Forwards				Defense			Goaltender
Oct. 4	at Air Force	61-14-15	92-12-23	11-25-53	18-29-43	5-7	2-9	74-16(37)	31-1-30
Oct. 5	at Air Force	61-14-15	92-12-23	11-25-53	18-29-43	5-7	2-9	74-16(37)	1-31-30
Oct. 11	vs. #10 Michigan	61-14-15	92-12-23	11-25-53	89-29-18	5-7	2-9	74-16(37)	31-1-39
Oct. 12	vs. #10 Michigan	92-12-23	61-14-15	11-25-53	89-29-18	2-9	74-37	5-7(16)	31-1-30
Oct. 18	at #14 Providence	61-14-15	92-12-23	11-25-53	89-29-18	5-7	2-9	74-16(37)	31-1-30
Oct. 19	at #14 Providence	92-14-15	61-12-23	11-25-53	89-29-18	2-9	74-37	5-16(10)	1-31-30
Oct. 25	at NMU	61-12-23	92-14-15	82-8-25	11-53-18	5-16	2-9	74-37 (7)	1-31-39
Oct. 26	at NMU	61-12-23	92-14-15	82-8-25	11-53-18	5-16	2-9	74-37 (7)	31-1-39
Nov. 8	at #8 CC	12-8-23	92-14-15	11-25-53	89-29-18	2-9	5-16	74-37 (10)	31-1-39
Nov. 9	at #8 CC	92-12-15	14-8-18	11-25-53	89-29-10	2-9	5-16	74-37 (7)	1-31-39
Nov. 15	vs. Omaha	61-12-25	14-8-92	11-53-18	10-29-43	2-37	5-9	74-16 (7)	1-31-30
Nov. 16	vs. Omaha	61-12-23	92-14-18	53-8-25	11-29-10	2-37	74-9	5-7 (16)	1-31-30
Nov. 22	at #1 Denver	61-12-23	92-14-15	53-8-25	11-29-18	2-37	74-9	5-7 (10)	1-31-30
Nov. 23	at #1 Denver	61-12-23	92-14-15	53-8-25	11-29-18	2-37	74-9	5-7 (10)	1-31-30
Dec. 6	vs. Minnesota Duluth	61-12-23	92-14-15	53-8-25	11-29-18	2-37	74-9	5-7 (10)	1-31-30
Dec. 7	vs. Minnesota Duluth	61-12-23	92-14-15	53-8-25	11-29-18	2-37	74-9	5-7 (10)	1-31-30



MAIN ENTRANCE



FIRST GOAL IN HISTORY (JOSH DOAN)



THE MULLETT FAMILY & HOCKEY TEAM



SOLDOUT MULLETT ARENA - 5,153 FANS



A HOME IN THE DESERT

- On Wednesday, Dec. 16, 2020, Arizona State University and Sun Devil Athletics announced all required approvals have been received for the commencement of construction on a new Multi-Purpose Arena, which will host university and community events and serve as the future home for Sun Devil men's ice hockey and wrestling. This project continues the development of the Novus Innovation Corridor, and will be sited south of Rio Salado Parkway on the east side of Packard Drive, immediately north of the existing Packard Drive Parking Structure.
- Construction began in January 2021 and received its certificate of occupancy on Friday, September 30, 2022.
- Over 8,000 square feet is set aside for a ASU state-of-the-art ASU locker room, weight room, lounge and coaches' offices on the north side of the arena. Eight additional locker rooms are accounted for on the west side of the arena between the main arena and community ice sheet that can be utilized for visiting teams, youth programs, ASU club programs, and live events.
- On February 14, 2022, ASU and the NHL's Arizona Coyotes formed the first agreement of its kind between a college and NHL team in 100 years. The last time an NCAA college team and an NHL team shared an arena was the Boston Bruins and Boston University from 1924-28 at Boston Arena, now known as Matthews Arena. Other improvements will now be made, at the Coyotes' expense, to prepare the arena to temporarily house Coyotes home games. These improvements include constructing coaches' rooms, equipment rooms, technology and other aspects of the new ASU arena according to NHL standards. The added cost is up to \$30 million, which will be paid in advance by the Coyotes.
- The 5,000-seat venue is managed and operated by Oak View Group, SCI Architects have designed the arena, while Mortenson Construction will serve as the design builder.
- The second full-size ice sheet will also be accessible to students, the community and youth ice hockey programs at every level, providing an additional public sheet to one of the fastest-growing states for youth hockey participation in the country.
- The seating configuration for Mullett Arena includes 20 luxury suites, two group suites, a large club lounge and event-level premium club seats. The club lounge will consist of a Center Ice Club on the main concourse that runs along center ice and can host up to 500 fans. On the 300-level, a social deck will run the length of the east side of the venue, providing an open-air, aerial view of the arena where fans can interact while still experiencing exceptional sightlines to the competition. The arena would also be able to serve as a backup for sports played on hardwood, such as volleyball.
- A 942-seat student section occupies the entire west side of the venue to provide an enhanced gameday experience for ASU students.

ARIZONA STATE X FOX10 PHOENIX



FOX 10 Phoenix and Arizona State University have announced a new exclusive media partnership, making FOX 10 the official "Home of the Arizona State Sun Devils."

With this collaboration, FOX 10 will provide extensive coverage of ASU athletics, televising 11 hockey games from Mullett Arena as well as broadcasting and producing new Sun Devil programs throughout the year.

Sun Devil Hockey games are streamed exclusively on NCHC.tv, home of the National Collegiate Hockey Conference.

Michael Lewis, KSAZ/KUTP Senior Vice President and General Manager, stated, "As longtime fans of ASU's athletic program, we are proud to become the go-to source for everything Sun Devils. Through this partnership, we will provide viewers with premier, behind-the-scenes coverage so they are game day ready!"

"We can feel the excitement as we begin the next chapter of Sun Devil Athletics. Connecting and reconnecting Sun Devils across the Valley is critical for us. This partnership with FOX 10 will bring our fans into new and exciting moments throughout the year. We are focused on igniting our fan base, and this is an important step in that direction," said ASU Athletics Director Graham Rossini.

NEW LINEUP OF ASU COVERAGE ON FOX 10 TO INCLUDE:

ASU Hockey games – FOX 10 will broadcast 11 ASU hockey games this season, beginning with the Oct. 12 game against Michigan. All Sun Devil Hockey home and conference road games will be streamed on NCHC.tv.

"Sparky's Den with Coach Dillingham" – This ASU produced-program will offer viewers a comprehensive review of key plays and players from previous games and behind-the-scenes insights into game preparation and practice, with exclusive interviews with Coach Kenny Dillingham and Sun Devil Football student-athletes. An hour-long edition of "Sparky's Den" will air at 8 p.m. on Fridays on FOX 10 Xtra, with a condensed version airing on FOX 10 at 10:30 p.m., and both will be available to stream on FOX Local.

"ASU All Access" – This FOX 10-produced program will showcase ASU student-athletes, coaches, staff, alumni and all who support ASU and Sun Devil Athletics. The half-hour program will air at 11 p.m. Sundays on FOX 10 and move to 10:30 p.m. Fridays after the football season, and will stream on FOX Local.

Sun Devil Hockey and FOX 10 games:

Oct. 12 - 5:00 p.m. MST: vs. Michigan (Fox 10 Xtra)

Nov. 15 - 7:00 p.m. MST: vs. Omaha (Fox 10 Xtra)

Nov. 16 - 5:00 p.m. MST: vs. Omaha (Fox 10 Xtra)

Nov. 23 - 6:00 p.m. MST: at No. 1 Denver (Fox 10 Xtra)

Dec. 6 - 7:00 p.m. MST: vs. Minnesota Duluth (Fox 10 Xtra)

Jan. 10 - 7:00 p.m. MST: vs. North Dakota (Fox 10 Xtra)

Jan. 11 - 5:00 p.m. MST: vs. North Dakota (Fox 10 Xtra)

Jan. 17 - 6:30 p.m. MST: at St. Cloud State (FOX 10)

Jan. 18 - 9/9:30 p.m. MST: at St. Cloud State (tape delayed on Fox 10 Xtra)

Jan. 25 - 5:00 p.m. MST: vs. Colorado College (Fox 10 Xtra)

Feb. 7 - 7:00 p.m. MST: vs. Denver (Fox 10 Xtra)

2024-25 TV ROSTER



1
**LUKE
PAVICICH**
G|6-2|195|L|SR.



2
**NOAH
BECK**
D|6-3|206|L|SR.



5
**TY
MURCHISON**
D|6-2|205|L|SR.



7
**JOEL
KJELLBERG**
D|6-0|190|R|FR.




8
**ARTEM
SHLAINE**
F|6-1|185|L|GR.




9
**ANTHONY
DOWD**
D|5-7|152|R|SO.



10
**TUCKER
NESS**
D|6-3|216|R|JR.




11
**BENJI
ECKERLE**
F|5-10|181|L|GR.




12
**CULLEN
POTTER**
F|5-10|172|L|FR.



13
**HUNTER
MULLETT**
D|6-0|160|L|FR.



14
**TY
JACKSON**
F|5-8|157|L|GR.



15
**DYLAN
JACKSON**
F|5-10|166|R|GR.



16
**ETHAN
SZMAGAJ**
FD|6-0|197|R|SR.



18
**DAVID
HYMOVITCH**
F|6-0|177|R|SO.



23
**BENNETT
SCHIMEK**
F|6-0|192|R|JR.



25
**KYLE
SMOLEN**
F|5-11|165|R|SO.




29
**COLE
GORDON**
F|6-2|205|L|SO.




30
**CHASE
HAMM**
G|5-9|165|L|SO.




31
**GIBSON
HOMER**
G|6-5|210|L|JR.




37
**SAM
COURT**
D|5-10|184|R|FR.




39
**ZAKARI
BRICE**
G|5-11|180|L|FR.



43
**COLE
HELM**
F|6-0|195|L|SO.



51
**CRUZ
LUCIUS**
F|6-0|195|R|JR.



53
**RYAN
ALEXANDER**
F|5-10|176|L|JR.




61
**LUKAS
SILLINGER**
F|5-10|170|L|GR.



74
**BRASEN
BOSER**
D|5-11|178|L|FR.



82
**CHARLIE
SCHOEN**
F|5-10|160|R|JR.



89
**TONY
ACHILLE**
F|5-11|172|L|SO.



92
**RYAN
KIRWAN**
F|6-2|205|L|SR.

2024-25 TEAM STATISTICS



2024-25 Arizona St. Men's Ice Hockey
Overall Team Statistics
All games

Page 1/2
as of Dec 30, 2024

Team statistics

	ASU	OPP
SHOT STATISTICS		
Goals-Shot attempts	47-538	41-453
Shot pct.	.087	.091
Goals/Game	2.94	2.56
Shots/Game	33.63	28.31
Assists	85	68
POWER PLAYS		
Goals-Power Plays	9-48	7-43
Conversion Percent	.188	.163
Shot Attempts	63	57
Shot Percent	.143	.123
SHORT-HANDED		
Goals-Shot attempts	3-13	2-14
Shot Percent	.231	.143
GOAL BREAKDOWN		
Total Goals	47	41
Power Play	9	7
Short-handed	3	2
Empty net	4	4
Penalty	0	0
Unassisted	2	1
Overtime	1	2
Delayed Penalty	1	0
Game winning	8	7
First Goal	8	8
Game Tying Goal	1	0
Extra Attacker	5	2
BLOCKS		
Blocks	196	198
Blocks/Game	12.25	12.38
PENALTIES		
Number	52	56
Minutes	112	123
Penalties/Game	3.25	3.50
Penalty minutes/Game	7.00	7.69
Minor	51	54
Major	0	1
10-minute Misconduct	1	1
Game Misconduct	0	0
Gross Misconduct	0	0
Match	0	0
FACEOFFS (W-L)		
Faceoff W-L pct.	.492	.508
SHOOTOUTS (Made-Att)		
	1-2	0-3
ATTENDANCE		
Total	30718	34596
Dates/Avg Per Date	6/5120	10/3460
Neutral Site #/Avg	0/0	-

Goals by Periods

Team	1st	2nd	3rd	OT	TOTAL
ASU	9	12	25	1	47
Opponents	11	10	18	2	41

Shots by Periods

Team	1st	2nd	3rd	OT	TOTAL
ASU	170	181	182	5	538
Opponents	133	154	156	10	453

Saves by Periods

Team	1st	2nd	3rd	OT	TOTAL
ASU	122	144	138	8	412
Opponents	161	169	157	4	491

2024-25 CATEGORY LEADERS



2024-25 Arizona St. Men's Ice Hockey
Category Leaders
All games

Page 1/2
as of Dec 30, 2024

Points

#	Player	GP	G	A	PTS	SH
2	Beck, Noah	16	3	12	15	31
23	Schimek, Bennett	14	7	7	14	40
25	Smolen, Kyle	16	4	8	12	31
92	Kirwan, Ryan	16	7	4	11	86
15	Jackson, Dylan	14	5	6	11	25
14	Jackson, Ty	16	3	7	10	24
61	Sillinger, Lukas	14	0	10	10	22
8	Shlaine, Artem	10	5	3	8	25
12	Potter, Cullen	16	4	4	8	53
53	Alexander, Ryan	16	3	4	7	34

Assists

#	Player	GP	G	A	PTS	SH
2	Beck, Noah	16	3	12	15	31
61	Sillinger, Lukas	14	0	10	10	22
25	Smolen, Kyle	16	4	8	12	31
14	Jackson, Ty	16	3	7	10	24
23	Schimek, Bennett	14	7	7	14	40
15	Jackson, Dylan	14	5	6	11	25
11	Eckerle, Benji	16	1	4	5	21
92	Kirwan, Ryan	16	7	4	11	86
53	Alexander, Ryan	16	3	4	7	34
9	Dowd, Anthony	16	1	4	5	16

Goals

#	Player	GP	G	A	PTS	SH
92	Kirwan, Ryan	16	7	4	11	86
23	Schimek, Bennett	14	7	7	14	40
15	Jackson, Dylan	14	5	6	11	25
8	Shlaine, Artem	10	5	3	8	25
25	Smolen, Kyle	16	4	8	12	31
12	Potter, Cullen	16	4	4	8	53
2	Beck, Noah	16	3	12	15	31
14	Jackson, Ty	16	3	7	10	24
53	Alexander, Ryan	16	3	4	7	34
18	Hymovitch, David	16	2	2	4	14

Shots

#	Player	GP	G	A	PTS	SH	SH%
92	Kirwan, Ryan	16	7	4	11	86	.081
12	Potter, Cullen	16	4	4	8	53	.075
37	Court, Sam	16	1	4	5	41	.024
23	Schimek, Bennett	14	7	7	14	40	.175
53	Alexander, Ryan	16	3	4	7	34	.088
2	Beck, Noah	16	3	12	15	31	.097
25	Smolen, Kyle	16	4	8	12	31	.129
15	Jackson, Dylan	14	5	6	11	25	.200
8	Shlaine, Artem	10	5	3	8	25	.200
14	Jackson, Ty	16	3	7	10	24	.125

Power-Play Goals

#	Player	GP	PPG
2	Beck, Noah	16	3
14	Jackson, Ty	16	2
92	Kirwan, Ryan	16	1
23	Schimek, Bennett	14	1
9	Dowd, Anthony	16	1
25	Smolen, Kyle	16	1

Shot Pct.

#	Player	GP	G	A	PTS	SH	SH%
15	Jackson, Dylan	14	5	6	11	25	.200
8	Shlaine, Artem	10	5	3	8	25	.200
23	Schimek, Bennett	14	7	7	14	40	.175
18	Hymovitch, David	16	2	2	4	14	.143
25	Smolen, Kyle	16	4	8	12	31	.129
14	Jackson, Ty	16	3	7	10	24	.125
29	Gordon, Cole	14	1	0	1	10	.100
2	Beck, Noah	16	3	12	15	31	.097
53	Alexander, Ryan	16	3	4	7	34	.088
92	Kirwan, Ryan	16	7	4	11	86	.081

2024-25 CATEGORY LEADERS



2024-25 Arizona St. Men's Ice Hockey
Category Leaders
All games

Page 2/2
as of Dec 30, 2024

Short-Handed Goals

#	Player	GP	SHG
23	Schimek, Bennett	14	2
25	Smolen, Kyle	16	1

Penalties

#	Player	GP	PEN	MIN
5	Murchison, Ty	16	8	24
11	Eckerle, Benji	16	5	10
2	Beck, Noah	16	5	10
25	Smolen, Kyle	16	5	10
14	Jackson, Ty	16	4	8
61	Sillinger, Lukas	14	3	6
15	Jackson, Dylan	14	3	6
7	Kjellberg, Joel	12	3	6
12	Potter, Cullen	16	3	6
23	Schimek, Bennett	14	2	4

Game-Winning Goals

#	Player	GP	GWG
15	Jackson, Dylan	14	2
8	Shlaine, Artem	10	2
92	Kirwan, Ryan	16	2
18	Hymovitch, David	16	1
25	Smolen, Kyle	16	1

Penalty Minutes

#	Player	GP	PEN	MIN
5	Murchison, Ty	16	8	24
11	Eckerle, Benji	16	5	10
2	Beck, Noah	16	5	10
25	Smolen, Kyle	16	5	10
14	Jackson, Ty	16	4	8
61	Sillinger, Lukas	14	3	6
15	Jackson, Dylan	14	3	6
7	Kjellberg, Joel	12	3	6
12	Potter, Cullen	16	3	6
23	Schimek, Bennett	14	2	4

Plus/Minus

#	Player	GP	+/-
53	Alexander, Ryan	16	+9
9	Dowd, Anthony	16	+8
2	Beck, Noah	16	+6
10	Ness, Tucker	10	+3
25	Smolen, Kyle	16	+3
8	Shlaine, Artem	10	+2
5	Murchison, Ty	16	+2
15	Jackson, Dylan	14	+1
43	Helm, Cole	3	+1
61	Sillinger, Lukas	14	-1

2024-25 INDIVIDUAL GAME-BY-GAME STATISTICS



2024-25 Arizona St. Men's Ice Hockey
Game-by-Game Goals-Assists-Points
All games

Opponent	Date	Score		1	2	5	7	8	9	10	11	12	14	15
				PAVICICH,L	BECK,NOAH	MURCHISON	KJELLBERG	SHLAINE,AR	DOWD,ANTHO	NESS,TUCKE	ECKERLE,BE	POTTER,CUL	JACKSON,TY	JACKSON,DY
at USAFA	10/04/2024	8-1	W	DNP	0-3-3	0-0-0	0-1-1	DNP	0-0-0	DNP	0-1-1	1-0-1	0-1-1	1-1-2
at USAFA	10/05/2024	3-4	Lot	0-0-0	0-2-2	0-0-0	0-0-0	DNP	0-1-1	DNP	0-0-0	0-1-1	0-0-0	0-1-1
Mich	10/11/2024	1-4	L	DNP	0-1-1	0-0-0	0-0-0	DNP	0-0-0	DNP	0-0-0	0-0-0	1-0-1	0-1-1
Mich	10/12/2024	3-3	ot	DNP	1-1-2	0-0-0	0-0-0	DNP	0-1-1	DNP	0-0-0	1-1-2	0-0-0	1-0-1
at PROV	10/18/2024	1-4	L	DNP	0-0-0	0-0-0	0-0-0	DNP	0-0-0	DNP	0-0-0	0-0-0	0-0-0	0-0-0
at PROV	10/19/2024	1-2	L	0-0-0	0-1-1	0-0-0	0-0-0	DNP	0-0-0	0-0-0	0-0-0	0-0-0	0-1-1	0-0-0
at NMU	10/25/2024	3-1	W	0-0-0	0-1-1	0-1-1	DNP	0-1-1	0-0-0	0-0-0	1-0-1	0-0-0	0-0-0	0-1-1
at NMU	10/26/2024	2-0	W	DNP	0-0-0	0-0-0	DNP	0-0-0	0-0-0	DNP	0-0-0	0-0-0	0-0-0	0-0-0
at CC	11/08/2024	3-4	Lot	DNP	1-1-2	0-0-0	DNP	0-0-0	0-1-1	0-0-0	0-1-1	0-1-1	0-1-1	1-0-1
at CC	11/09/2024	1-3	L	0-0-0	0-0-0	0-0-0	0-0-0	0-0-0	0-0-0	0-0-0	0-0-0	0-0-0	0-1-1	0-0-0
UNO	11/15/2024	2-4	L	0-0-0	0-0-0	0-0-0	0-0-0	0-0-0	1-0-1	0-0-0	0-0-0	0-0-0	1-0-1	DNP
UNO	11/16/2024	3-2	W	0-0-0	0-0-0	0-0-0	0-0-0	1-0-1	0-1-1	0-0-0	0-0-0	0-0-0	0-1-1	DNP
at Denver	11/22/2024	3-2	W	0-0-0	0-0-0	0-0-0	0-0-0	2-0-2	0-0-0	0-1-1	0-0-0	0-1-1	0-0-0	0-0-0
at Denver	11/23/2024	5-2	W	0-0-0	1-0-1	0-0-0	0-1-1	2-0-2	0-0-0	0-0-0	0-2-2	1-0-1	0-0-0	0-0-0
UMD	12/06/2024	5-3	W	0-0-0	0-0-0	0-0-0	0-0-0	0-1-1	0-0-0	0-0-0	0-0-0	1-0-1	1-1-2	1-1-2
UMD	12/07/2024	3-2	Wot	0-0-0	0-2-2	0-0-0	0-0-0	0-1-1	0-0-0	0-0-0	0-0-0	0-0-0	0-1-1	1-1-2

Opponent	Date	Score		16	18	23	25	29	31	37	43	53	61	74
				SZMAGAJ,ET	HYMOVITCH	SCHIMEK,BE	SMOLEN,KYL	GORDON,COL	HOMER,GIBS	COURT,SAM	HELM,COLE	ALEXANDER	SILLINGER	BOSER,BRAS
at USAFA	10/04/2024	8-1	W	0-0-0	0-1-1	3-1-4	2-0-2	1-0-1	0-0-0	0-0-0	0-1-1	0-0-0	0-1-1	0-0-0
at USAFA	10/05/2024	3-4	Lot	0-0-0	0-0-0	1-1-2	1-0-1	0-0-0	DNP	0-0-0	0-0-0	0-0-0	0-0-0	0-0-0
Mich	10/11/2024	1-4	L	0-0-0	0-0-0	0-0-0	0-0-0	0-0-0	0-0-0	0-0-0	DNP	0-0-0	0-0-0	0-0-0
Mich	10/12/2024	3-3	ot	0-0-0	0-0-0	0-1-1	0-0-0	0-0-0	0-0-0	0-0-0	DNP	0-0-0	0-2-2	0-0-0
at PROV	10/18/2024	1-4	L	0-0-0	0-0-0	0-1-1	0-0-0	0-0-0	0-0-0	0-0-0	DNP	0-0-0	0-0-0	0-0-0
at PROV	10/19/2024	1-2	L	0-0-0	0-0-0	0-0-0	0-0-0	0-0-0	DNP	0-0-0	DNP	0-0-0	0-0-0	0-0-0
at NMU	10/25/2024	3-1	W	0-0-0	0-0-0	1-0-1	0-0-0	DNP	DNP	0-0-0	DNP	0-0-0	0-2-2	0-0-0
at NMU	10/26/2024	2-0	W	0-0-0	0-0-0	0-1-1	0-1-1	DNP	0-0-0	0-1-1	DNP	0-0-0	0-0-0	0-0-0
at CC	11/08/2024	3-4	Lot	0-0-0	0-0-0	0-0-0	0-1-1	0-0-0	0-0-0	0-0-0	DNP	1-0-1	DNP	0-0-0
at CC	11/09/2024	1-3	L	0-0-0	1-0-1	DNP	0-1-1	0-0-0	DNP	0-0-0	DNP	0-0-0	DNP	0-0-0
UNO	11/15/2024	2-4	L	0-0-0	0-0-0	DNP	0-0-0	0-0-0	DNP	0-1-1	0-0-0	0-0-0	0-1-1	0-1-1
UNO	11/16/2024	3-2	W	DNP	1-0-1	0-0-0	0-2-2	0-0-0	DNP	0-0-0	DNP	1-1-2	0-0-0	0-0-0
at Denver	11/22/2024	3-2	W	DNP	0-0-0	1-0-1	0-1-1	0-0-0	DNP	0-0-0	DNP	0-2-2	0-1-1	0-0-0
at Denver	11/23/2024	5-2	W	DNP	0-1-1	1-1-2	0-1-1	0-0-0	DNP	0-0-0	DNP	0-1-1	0-2-2	0-0-0
UMD	12/06/2024	5-3	W	DNP	0-0-0	0-1-1	0-1-1	0-0-0	DNP	1-1-2	DNP	1-0-1	0-1-1	0-0-0
UMD	12/07/2024	3-2	Wot	DNP	0-0-0	0-0-0	1-0-1	0-0-0	DNP	0-1-1	DNP	0-0-0	0-0-0	0-0-0



2024-25 Arizona St. Men's Ice Hockey
Game-by-Game Goals-Assists-Points
All games

Opponent	Date	Score		82	89	92
				SCHOEN,CHA	ACHILLE,TO	KIRWAN,RYA
at USAFA	10/04/2024	8-1	W	DNP	DNP	0-1-1
at USAFA	10/05/2024	3-4	Lot	DNP	DNP	1-0-1
Mich	10/11/2024	1-4	L	DNP	0-0-0	0-0-0
Mich	10/12/2024	3-3	ot	DNP	0-0-0	0-0-0
at PROV	10/18/2024	1-4	L	DNP	0-0-0	1-0-1
at PROV	10/19/2024	1-2	L	DNP	0-0-0	1-0-1
at NMU	10/25/2024	3-1	W	0-0-0	DNP	1-0-1
at NMU	10/26/2024	2-0	W	DNP	DNP	2-0-2
at CC	11/08/2024	3-4	Lot	DNP	0-0-0	0-0-0
at CC	11/09/2024	1-3	L	DNP	0-0-0	0-0-0
UNO	11/15/2024	2-4	L	DNP	DNP	0-1-1
UNO	11/16/2024	3-2	W	DNP	DNP	0-1-1
at Denver	11/22/2024	3-2	W	DNP	DNP	0-0-0
at Denver	11/23/2024	5-2	W	DNP	DNP	0-0-0
UMD	12/06/2024	5-3	W	DNP	DNP	0-1-1
UMD	12/07/2024	3-2	Wot	DNP	DNP	1-0-1

2024-25 TEAM GAME-BY-GAME



2024-25 Arizona St. Men's Ice Hockey
Team Game-by-Game
All games

Page 1/1
as of Dec 30, 2024

Date	Opponent	Score	G	A	PTS	SHOTS	SH%	+/-	PEN-MIN	PP	SH	EN	GW	GT	HAT	UA	BLK
10/04/2024	at Air Force	8-1	8	12	20	24	.333	+22	6-12	2	3	0	1	0	1	1	14
10/05/2024	at Air Force	3-4	3	6	9	35	.086	0	4-8	0	0	0	0	0	0	0	8
10/11/2024	Michigan	1-4	1	2	3	36	.028	-16	5-18	1	0	0	0	0	0	0	17
10/12/2024	Michigan	3-3	3	6	9	31	.097	-5	5-10	1	0	0	0	1	0	0	20
10/18/2024	at Providence	1-4	1	1	2	28	.036	-16	1-2	0	0	0	0	0	0	0	10
10/19/2024	at Providence	1-2	1	2	3	32	.031	-4	3-6	0	0	0	0	0	0	0	11
10/25/2024	at Northern Mich.	3-1	3	6	9	40	.075	+11	1-2	0	0	1	1	0	0	0	12
10/26/2024	at Northern Mich.	2-0	2	3	5	38	.053	+5	3-6	1	0	1	1	0	0	0	8
11/08/2024	at Colorado Col.	3-4	3	6	9	30	.100	-3	3-6	1	0	0	0	0	0	0	13
11/09/2024	at Colorado Col.	1-3	1	2	3	42	.024	-5	4-8	0	0	0	0	0	0	0	15
11/15/2024	Omaha	2-4	2	4	6	43	.047	-11	3-6	1	0	0	0	0	0	0	12
11/16/2024	Omaha	3-2	3	6	9	44	.068	+5	4-8	0	0	0	1	0	0	0	11
11/22/2024	at Denver	3-2	3	6	9	30	.100	+10	3-6	0	0	0	1	0	0	0	11
11/23/2024	at Denver	5-2	5	9	14	29	.172	+15	1-2	1	0	1	1	0	0	0	9
12/06/2024	Minn. Duluth	5-3	5	8	13	28	.179	+5	1-2	1	0	1	1	0	0	1	14
12/07/2024	Minn. Duluth	3-2	3	6	9	28	.107	+3	5-10	0	0	0	1	0	0	0	11
ASU			47	85	132	538	.087	+16	52-112	9	3	4	8	1	1	2	196
Opponents			41	68	109	453	.091	-23	56-123	7	2	4	7	0	2	1	198

TEAM PER-GAME

Games played	Shots per game	Goals per game	Assists per game	Points per game
16	33.63	2.94	5.31	8.25

Date	Opponent	Score	MINUTES	GA	GA AVG	SAVES	SAVES%	W	L	T	PP	SH	EN	PN	SO
10/04/2024	at Air Force	8-1	60:00	1	1.00	27	.964	1	0	0	0	0	0	0	0
10/05/2024	at Air Force	3-4	62:44	4	2.44	29	.918	0	1	0	1	0	0	0	0
10/11/2024	Michigan	1-4	60:00	4	2.96	30	.905	0	1	0	1	2	1	0	0
10/12/2024	Michigan	3-3	65:00	3	2.91	31	.907	0	0	1	0	0	0	0	0
10/18/2024	at Providence	1-4	60:00	4	3.12	23	.897	0	1	0	0	0	1	0	0
10/19/2024	at Providence	1-2	60:00	2	2.94	36	.907	0	1	0	0	0	0	0	0
10/25/2024	at Northern Mich.	3-1	60:00	1	2.67	16	.910	1	0	0	0	0	0	0	0
10/26/2024	at Northern Mich.	2-0	60:00	0	2.34	22	.918	1	0	0	0	0	0	0	0
11/08/2024	at Colorado Col.	3-4	61:44	4	2.51	17	.909	0	1	0	1	0	0	0	0
11/09/2024	at Colorado Col.	1-3	60:00	3	2.56	18	.905	0	1	0	1	0	1	0	0
11/15/2024	Omaha	2-4	60:00	4	2.69	19	.899	0	1	0	1	0	1	0	0
11/16/2024	Omaha	3-2	60:00	2	2.63	20	.900	1	0	0	0	0	0	0	0
11/22/2024	at Denver	3-2	60:00	2	2.58	30	.903	1	0	0	1	0	0	0	0
11/23/2024	at Denver	5-2	60:00	2	2.54	26	.905	1	0	0	1	0	0	0	0
12/06/2024	Minn. Duluth	5-3	60:00	3	2.57	35	.907	1	0	0	0	0	0	0	0
12/07/2024	Minn. Duluth	3-2	64:42	2	2.53	33	.909	1	0	0	0	0	0	0	0
ASU			974:10	41	2.53	412	.909	8	7	1	7	2	4	0	0
Opponents			974:10	47	2.89	491	.913	7	8	1	9	3	4	0	1

2024-25 OPPONENT GAME-BY-GAME



2024-25 Arizona St. Men's Ice Hockey
Opponent Game-by-Game
All games

Page 1/1
as of Dec 30, 2024

Date	Opponent	Score	G	A	PTS	SHOTS	SH%	+/-	PEN-MIN	PP	SH	EN	GW	GT	HAT	UA	BLK
10/04/2024	at Air Force	8-1	1	1	2	28	.036	-25	2-4	0	0	0	0	0	0	0	14
10/05/2024	at Air Force	3-4	4	7	11	33	.121	+1	3-6	1	0	0	1	0	0	0	17
10/11/2024	Michigan	1-4	4	5	9	34	.118	+13	8-24	1	2	1	1	0	1	0	10
10/12/2024	Michigan	3-3	3	4	7	34	.088	+6	5-10	0	0	0	0	0	0	1	17
10/18/2024	at Providence	1-4	4	7	11	27	.148	+15	2-4	0	0	1	1	0	1	0	6
10/19/2024	at Providence	1-2	2	3	5	38	.053	+5	2-4	0	0	0	1	0	0	0	11
10/25/2024	at Northern Mich.	3-1	1	2	3	17	.059	-11	2-7	0	0	0	0	0	0	0	16
10/26/2024	at Northern Mich.	2-0	0	0	0	22	.000	-6	5-10	0	0	0	0	0	0	0	19
11/08/2024	at Colorado Col.	3-4	4	6	10	21	.190	+4	4-8	1	0	0	1	0	0	0	14
11/09/2024	at Colorado Col.	1-3	3	5	8	21	.143	+5	3-6	1	0	1	1	0	0	0	14
11/15/2024	Omaha	2-4	4	7	11	23	.174	+10	3-6	1	0	1	1	0	0	0	16
11/16/2024	Omaha	3-2	2	4	6	22	.091	-5	5-10	0	0	0	0	0	0	0	13
11/22/2024	at Denver	3-2	2	4	6	32	.063	-10	3-6	1	0	0	0	0	0	0	1
11/23/2024	at Denver	5-2	2	4	6	28	.071	-16	2-4	1	0	0	0	0	0	0	7
12/06/2024	Minn. Duluth	5-3	3	5	8	38	.079	-6	2-4	0	0	0	0	0	0	0	11
12/07/2024	Minn. Duluth	3-2	2	4	6	35	.057	-3	5-10	0	0	0	0	0	0	0	12
Opponents			41	68	109	453	.091	-23	56-123	7	2	4	7	0	2	1	198
ASU			47	85	132	538	.087	+16	52-112	9	3	4	8	1	1	2	196

OPPONENT PER-GAME

Games played	Shots per game	Goals per game	Assists per game	Points per game
16	28.31	2.56	4.25	6.81

Date	Opponent	Score	MINUTES	GA	GA AVG	SAVES	SAVES%	W	L	T	PP	SH	EN	PN	SO
10/04/2024	at Air Force	8-1	60:00	8	8.00	16	.667	0	1	0	2	3	0	0	0
10/05/2024	at Air Force	3-4	62:44	3	5.38	32	.814	1	0	0	0	0	0	0	0
10/11/2024	Michigan	1-4	60:00	1	3.94	35	.874	1	0	0	1	0	0	0	0
10/12/2024	Michigan	3-3	65:00	3	3.63	28	.881	0	0	1	1	0	0	0	1
10/18/2024	at Providence	1-4	60:00	1	3.12	27	.896	1	0	0	0	0	0	0	0
10/19/2024	at Providence	1-2	60:00	1	2.77	31	.909	1	0	0	0	0	0	0	0
10/25/2024	at Northern Mich.	3-1	60:00	3	2.81	37	.912	0	1	0	0	0	1	0	0
10/26/2024	at Northern Mich.	2-0	60:00	2	2.71	36	.917	0	1	0	1	0	1	0	0
11/08/2024	at Colorado Col.	3-4	61:44	3	2.73	27	.915	1	0	0	1	0	0	0	0
11/09/2024	at Colorado Col.	1-3	60:00	1	2.56	41	.923	1	0	0	0	0	0	0	0
11/15/2024	Omaha	2-4	60:00	2	2.51	41	.926	1	0	0	1	0	0	0	0
11/16/2024	Omaha	3-2	60:00	3	2.55	41	.927	0	1	0	0	0	0	0	0
11/22/2024	at Denver	3-2	60:00	3	2.58	27	.925	0	1	0	0	0	0	0	0
11/23/2024	at Denver	5-2	60:00	5	2.75	24	.919	0	1	0	1	0	1	0	0
12/06/2024	Minn. Duluth	5-3	60:00	5	2.90	23	.914	0	1	0	1	0	1	0	0
12/07/2024	Minn. Duluth	3-2	64:42	3	2.89	25	.913	0	1	0	0	0	0	0	0
Opponents			974:10	47	2.89	491	.913	7	8	1	9	3	4	0	1
ASU			974:10	41	2.53	412	.909	8	7	1	7	2	4	0	0

2024-25 INDIVIDUAL STATISTICS



2024-25 Arizona St. Men's Ice Hockey
Overall Individual Statistics
All games

Page 1/2
as of Dec 30, 2024

Game Records

Overall	Conference	Home	Away	Neutral
8 - 7 - 1	5 - 3 - 0	3 - 2 - 1	5 - 5 - 0	0 - 0 - 0

			Shots						Penalties				Goals										
#	Player	GP	G	A	PTS	SH	SH%	+/-	PEN-MIN	MIN	MAJ	OTH	PP	SH	FG	GW	GT	OT	HT	PN	UA	BLK	
2	Beck, Noah	16	3	12	15	31	.097	+6	5-10	5	0	0	3	0	0	0	0	0	0	0	0	15	
23	Schimek, Bennett	14	7	7	14	40	.175	0	2-4	2	0	0	1	2	3	0	0	0	1	0	1	1	
25	Smolen, Kyle	16	4	8	12	31	.129	+3	5-10	5	0	0	1	1	0	1	0	1	0	0	0	12	
92	Kirwan, Ryan	16	7	4	11	86	.081	-3	1-2	1	0	0	1	0	1	2	0	0	0	0	0	5	
15	Jackson, Dylan	14	5	6	11	25	.200	+1	3-6	3	0	0	0	0	1	2	0	0	0	0	0	10	
14	Jackson, Ty	16	3	7	10	24	.125	0	4-8	4	0	0	2	0	1	0	0	0	0	0	0	8	
61	Sillinger, Lukas	14	0	10	10	22	.000	-1	3-6	3	0	0	0	0	0	0	0	0	0	0	0	12	
8	Shlaine, Artem	10	5	3	8	25	.200	+2	0-0	0	0	0	0	0	2	2	0	0	0	0	0	3	
12	Potter, Cullen	16	4	4	8	53	.075	-3	3-6	3	0	0	0	0	0	0	1	0	0	0	0	3	
53	Alexander, Ryan	16	3	4	7	34	.088	+9	2-4	2	0	0	0	0	0	0	0	0	0	0	0	7	
37	Court, Sam	16	1	4	5	41	.024	-2	1-2	1	0	0	0	0	0	0	0	0	0	0	1	13	
11	Eckerle, Benji	16	1	4	5	21	.048	0	5-10	5	0	0	0	0	0	0	0	0	0	0	0	11	
9	Dowd, Anthony	16	1	4	5	16	.063	+8	2-4	2	0	0	1	0	0	0	0	0	0	0	0	8	
18	Hymovitch, David	16	2	2	4	14	.143	0	0-0	0	0	0	0	0	0	1	0	0	0	0	0	0	
7	Kjellberg, Joel	12	0	2	2	6	.000	-1	3-6	3	0	0	0	0	0	0	0	0	0	0	0	5	
29	Gordon, Cole	14	1	0	1	10	.100	-2	1-2	1	0	0	0	0	0	0	0	0	0	0	0	1	
74	Boser, Brasen	16	0	1	1	23	.000	-1	1-2	1	0	0	0	0	0	0	0	0	0	0	0	17	
5	Murchison, Ty	16	0	1	1	16	.000	+2	8-24	7	0	1	0	0	0	0	0	0	0	0	0	39	
10	Ness, Tucker	10	0	1	1	6	.000	+3	1-2	1	0	0	0	0	0	0	0	0	0	0	0	4	
43	Helm, Cole	3	0	1	1	0	.000	+1	1-2	1	0	0	0	0	0	0	0	0	0	0	0	1	
16	Szmagaj, Ethan	11	0	0	0	9	.000	-5	0-0	0	0	0	0	0	0	0	0	0	0	0	0	21	
82	Schoen, Charlie	1	0	0	0	3	.000	0	0-0	0	0	0	0	0	0	0	0	0	0	0	0	0	
89	Achille, Tony	6	0	0	0	2	.000	-1	0-0	0	0	0	0	0	0	0	0	0	0	0	0	0	
31	Homer, Gibson	6	0	0	0	0	.000	0	0-0	0	0	0	0	0	0	0	0	0	0	0	0	0	
1	Pavicich, Luke	10	0	0	0	0	.000	0	0-0	0	0	0	0	0	0	0	0	0	0	0	0	0	
TM	TEAM	16	0	0	0	0	.000	0	1-2	0	0	0	0	0	0	0	0	0	0	0	0	0	
Totals		16	47	85	132	538	.087	+16	52-112	51	0	1	9	3	8	8	1	1	1	0	2	196	
Opponents		16	41	68	109	453	.091	-23	56-123	54	1	1	7	2	8	7	0	2	2	0	1	198	

			Goal Average			Saves		Record				Goals Allowed				
#	Player	GP-GS	MINUTES	GA	AVG	SAVES	PCT	W	L	T	SHO	PP	SH	EN	PEN	SOG
31	Homer, Gibson	6-6	357:33	14	2.35	143	.911	2	3	1	1	2	1	2	0	0
1	Pavicich, Luke	10-10	601:53	23	2.29	260	.919	6	4	0	0	5	0	2	0	0
TM	EMPTY NET	-	14:44	4	16.29	9	.692	0	0	0	0	0	1	0	0	0
Totals		16	974:10	41	2.53	412	.909	8	7	1	1	7	2	4	0	0
Opponents		16	974:10	47	2.89	491	.913	7	8	1	0	9	3	4	0	1

2024-25 BOX SCORES

Game 1

Arizona SR. (1-0-0) -vs- Air Force (0-1-0)
10/04/2024 at USAF Academy, Colorado

Date: 10/04/2024
Start: 07:06 PM
Time: 0
Attendance: 2,078
Location: USAF Academy, Colorado
Officials: Referee: Richard Sheehy; Referee: Matthew Hallcock;
Linesman: Brendan Gormley; Linesman: Seth Michel

Goals By Period	1	2	3	Total
Arizona SR.	2	2	4	8
Air Force	0	1	0	1

ASU: Schimek, Bennett (3); Smolen, Kyle (2); Potter, Cullen (1);
Jackson, Dylan (1); Gordon, Cole (1)
AF: Cosentino, Clayton (1)

Scoring Summary

Period	Time	Team	Scored By	Assisted By	Type	ASU	AF
1st	12:00	ASU	Schimek, Bennett	Unassisted	SH, PG, UA	1	0
1st	15:57	ASU	Jackson, Dylan	Jackson, Ty, Beck, Noah	EV, GW	2	0
2nd	06:26	ASU	Schimek, Bennett	Beck, Noah	SH	3	0
2nd	08:16	AF	Cosentino, Clayton	Cunningham, Nolan	EV	3	1
2nd	16:20	ASU	Smolen, Kyle	Edwards, Brett	SH	4	1
3rd	00:28	ASU	Potter, Cullen	Schimek, Bennett	EV	5	1
3rd	02:59	ASU	Smolen, Kyle	Beck, Noah, Jackson, Dylan	PP	6	1
3rd	18:44	ASU	Schimek, Bennett	Kirwan, Ryan, Sillinger, Lukas	PP, HT	7	1
3rd	19:21	ASU	Gordon, Cole	Hymenitch, David, Hahn, Cole	EV	8	1

Arizona Sr. Power Plays

Prd	Start	End	Elapsed	Shots	Opp-Shots	PPG
3rd	00:41	02:59	01:58	2	0	PPG
3rd	17:45	18:44	00:59	2	1	PPG
			02:57	4	1	2/2

Air Force Power Plays

Prd	Start	End	Elapsed	Shots	Opp-Shots	PPG
1st	02:18	04:18	02:00	1	0	--
1st	12:14	14:14	02:00	0	1	--
2nd	03:59	06:59	03:00	1	1	--
2nd	11:55	13:55	02:00	5	0	--
2nd	14:50	16:50	02:00	1	1	--
3rd	08:28	10:28	02:00	1	0	--
			12:00	9	3	0/6

Penalty Summary

Period	Team	Player	MIN	Offense	Type	Time	PP
1st	ASU	Kjelbers, Joel	02:00	Tripping	MINOR	02:13	PP
1st	ASU	Smolen, Kyle	02:00	Goal-tender Interference	MINOR	12:14	PP
2nd	ASU	Hahn, Cole	02:00	Cross Checking	MINOR	03:59	PP
2nd	ASU	Alexander, Ryan	02:00	Tripping	MINOR	11:55	PP
2nd	ASU	Jackson, Ty	02:00	High Sticking	MINOR	14:50	PP
3rd	AF	McCormick, Mason	02:00	Tripping	MINOR	00:41	PP
3rd	ASU	Sillinger, Lukas	02:00	Roughing	MINOR	08:28	PP
3rd	AF	Dawson, Will	02:00	Cross Checking	MINOR	17:45	PP

Game 2

Arizona SR. (1-1-0) -vs- Air Force (1-1-0)
10/05/2024 at USAF Academy, Colorado

Date: 10/05/2024
Start: 07:06 PM
Time: 0
Attendance: 1,626
Location: USAF Academy, Colorado
Officials: Referee: Andrew Bethmann; Referee: Matthew Hallcock;
Linesman: Joshua Percebo; Linesman: Ryan Demsey

Goals By Period	1	2	3	OT 1	Total
Arizona SR.	2	0	1	0	3
Air Force	1	1	1	1	4

ASU: Schimek, Bennett (1); Smolen, Kyle (1); Kirwan, Ryan (1)
AF: Cosentino, Clayton (2); Gibbons, Brenden (2)

Scoring Summary

Period	Time	Team	Scored By	Assisted By	Type	ASU	AF
1st	00:27	ASU	Schimek, Bennett	Beck, Noah, Potter, Cullen	EV, PG	1	0
1st	05:31	ASU	Smolen, Kyle	Beck, Noah, Jackson, Dylan	EV	2	0
1st	18:59	AF	Gibbons, Brenden	McCormick, Mason	EV	2	1
2nd	09:24	AF	Cosentino, Clayton	Schwartz, Austin, Remissong, Nick	EV	2	2
3rd	19:01	ASU	Kirwan, Ryan	Schimek, Bennett, Dowd, Anthony	EV	3	2
3rd	19:32	AF	Gibbons, Brenden	McCormick, Mason, Cosentino, Clayton	EA	3	3
OT	02:44	AF	Cosentino, Clayton	Remissong, Nick, Hodges, Chris	PP, OT, SD, GW	3	4

Arizona Sr. Power Plays

Prd	Start	End	Elapsed	Shots	Opp-Shots	PPG
1st	03:06	06:06	03:00	1	0	--
2nd	04:12	05:28	01:16	0	2	--
2nd	16:41	17:09	00:28	0	0	--
			09:44	1	2	0/3

Air Force Power Plays

Prd	Start	End	Elapsed	Shots	Opp-Shots	PPG
2nd	06:12	07:28	01:16	0	0	--
2nd	18:41	19:09	00:28	2	0	--
2nd	19:14	01:14	02:00	3	0	--
4th	02:33	02:44	00:11	1	0	PPG
			00:56	6	0	1/4

Penalty Summary

Period	Team	Player	MIN	Offense	Type	Time	PP
1st	AF	Cunningham, Nolan	02:00	Interference	MINOR	03:06	PP
2nd	AF	Dubois, Owen	02:00	Hitting from behind	MINOR	04:12	PP
2nd	ASU	Potter, Cullen	02:00	Slashing	MINOR	06:28	PP
2nd	AF	Remissong, Nick	02:00	Shooting	MINOR	16:41	PP
2nd	ASU	Kirwan, Ryan	02:00	Interference	MINOR	17:09	PP
2nd	ASU	Smolen, Kyle	02:00	Hitting from behind	MINOR	19:14	PP
4th	ASU	Schimek, Bennett	02:00	Holding	MINOR	02:33	PP

Game 3

Michigan (2-1-0) -vs- Arizona SR. (1-2-0)
10/11/2024 at Tempe, Arizona

Date: 10/11/2024
Start: 08:30 PM
Time: 0
Attendance: 5,156
Location: Tempe, Arizona
Officials: Referee: Nathan Weller; Referee: Stan Szczanski;
Linesman: Chris Zaros; Linesman: Mike Serber

Goals By Period	1	2	3	Total
Michigan	1	2	1	4
Arizona SR.	0	0	1	1

MIC: Schifsky, Garrett (3); Hage, Michael (1)
ASU: Jackson, Ty (1)

Scoring Summary

Period	Time	Team	Scored By	Assisted By	Type	MIC	ASU
1st	18:17	MIC	Schifsky, Garrett	Ernstsen, Josh	EV, PG	1	0
2nd	00:45	MIC	Schifsky, Garrett	Hallum, Jackson	SH, GW	2	0
2nd	03:20	MIC	Hage, Michael	Hughes, T.J., Lovell, Tim	PP	3	0
3rd	14:29	ASU	Jackson, Ty	Jackson, Dylan, Beck, Noah	PP	3	1
3rd	18:40	MIC	Schifsky, Garrett	Estape, Mark	SH, EN, HT	4	1

Michigan Power Plays

Prd	Start	End	Elapsed	Shots	Opp-Shots	PPG
2nd	02:57	03:20	00:23	1	1	PPG
2nd	13:03	14:01	00:58	0	0	--
			01:21	1	1	1/2

Arizona Sr. Power Plays

Prd	Start	End	Elapsed	Shots	Opp-Shots	PPG
1st	19:37	01:23	01:46	0	1	--
2nd	15:03	16:01	00:58	0	2	--
3rd	07:24	10:24	03:00	3	1	--
3rd	13:17	14:29	01:12	4	0	PPG
3rd	18:57	20:00	01:03	0	1	--
			00:49	7	8	1/6

Penalty Summary

Period	Team	Player	MIN	Offense	Type	Time	PP
1st	MIC	Lovell, Tim	02:00	Cross Checking	MINOR	19:37	PP
2nd	ASU	Beck, Noah	02:00	Slashing	MINOR	01:23	PP
2nd	ASU	Alexander, Ryan	02:00	High Sticking	MINOR	13:08	PP
2nd	MIC	Lovell, Tim	02:00	Holding	MINOR	14:01	PP
3rd	MIC	Whitlaw, William	02:00	Holding	MINOR	07:24	PP
3rd	MIC	Ernstsen, Josh	02:00	Roughing	MINOR	12:16	PP
3rd	MIC	Ernstsen, Josh	10:00	Misconduct	10MINUS	C 12:16	
3rd	ASU	Murchison, Ty	02:00	Roughing	MINOR	12:16	PP
3rd	ASU	Murchison, Ty	10:00	Misconduct	10MINUS	C 12:16	
3rd	ASU	Sillinger, Lukas	02:00	Roughing	MINOR	12:16	PP
3rd	MIC	Trescott, Jacob	02:00	Roughing	MINOR	12:16	PP
3rd	MIC	Whitlaw, William	02:00	High Sticking	MINOR	13:17	PP
3rd	MIC	Hollert, Jackson	02:00	Holding	MINOR	18:07	PP

Game 4

Michigan (2-1-1) -vs- Arizona SR. (1-2-1)
10/12/2024 at Tempe, Arizona

Date: 10/12/2024
Start: 06:00 PM
Time: 0
Attendance: 5,354
Location: Tempe, Arizona
Officials: Referee: Nathan Weller; Referee: Stan Szczanski;
Linesman: Chris Zaros; Linesman: Mike Serber

Goals By Period	1	2	3	OT 1	OT 2	Total
Michigan	0	1	2	0	0	3
Arizona SR.	0	1	2	0	0	3

MIC: Dulak, Tyler (1); Hage, Michael (1); Lapointe, Philippe (1)
ASU: Beck, Noah (1); Potter, Cullen (1); Jackson, Dylan (1)

Scoring Summary

Period	Time	Team	Scored By	Assisted By	Type	MIC	ASU
2nd	04:46	MIC	Dulak, Tyler	Lovell, Tim, Whitlaw, William	EV, PG	1	0
2nd	14:26	ASU	Jackson, Dylan	Dowd, Anthony, Sillinger, Lukas	EV	1	1
3rd	06:13	MIC	Lapointe, Philippe	Schifsky, Garrett, Hughes, T.J.	EV	2	1
3rd	14:26	MIC	Hage, Michael	Unassisted	EV, UA	3	1
3rd	19:00	ASU	Beck, Noah	Sillinger, Lukas, Potter, Cullen	PP, EA	3	2
3rd	19:16	ASU	Potter, Cullen	Beck, Noah, Schimek, Bennett	EA, GT	3	3

Michigan Power Plays

Prd	Start	End	Elapsed	Shots	Opp-Shots	PPG
2nd	06:24	08:24	02:00	3	2	--
3rd	01:18	02:59	00:51	4	0	--
3rd	18:42	17:41	00:59	3	0	--
			06:50	10	4	0/4

Arizona Sr. Power Plays

Prd	Start	End	Elapsed	Shots	Opp-Shots	PPG
1st	04:23	06:23	02:00	1	0	--
3rd	02:09	04:09	02:00	0	0	--
3rd	07:48	09:48	02:00	0	0	--
3rd	18:42	19:01	00:19	1	0	PPG
			06:19	2	0	1/4

Penalty Summary

Period	Team	Player	MIN	Offense	Type	Time	PP
1st	ASU	Potter, Cullen	02:00	Tripping	MINOR	04:23	PP
1st	MIC	Fantilli, Luca	02:00	Holding	MINOR	09:40	PP
2nd	ASU	Jackson, Dylan	02:00	Holding	MINOR	06:24	PP
2nd	ASU	Jackson, Dylan	02:00	Unsportsmanlike conduct	MINOR	14:26	PP
2nd	MIC	Edwards, Ethan	02:00	Cross Checking	MINOR	02:09	PP
3rd	ASU	Dowd, Anthony	02:00	Tripping	MINOR	01:18	PP
3rd	MIC	Whitlaw, William	02:00	Tripping	MINOR	07:43	PP
3rd	ASU	Jackson, Ty	02:00	Cross Checking	MINOR	16:42	PP
3rd	MIC	Estape, Mark	02:00	Interference	MINOR	17:41	PP

2024-25 BOX SCORES

Game 5

Arizona St. (1-3-1) -vs- Providence (1-1-0)

10/18/2024 at Providence, Rhode Island

Date: 10/18/2024

Start: 07:00 PM

Time: 0

Attendance: 3,030

Location: Providence, Rhode Island

Officials: Referee: Jim Curtin; Referee: Jeremy Tufts; Linesman: Nick Briganti; Linesman: Connor Foley

Goals By Period

Arizona St.

ASU: Kirwan, Ryan (1)

PRO: Adams, Tanner (3); Will, Logan (1)

Scoring Summary

Period

Time

Team

Scored By

Assisted By

Type

ASU

PRO

1st 03:17 PRO Adams, Tanner Malinowski, Hudson EV, FG 0 1

1st 13:02 PRO Adams, Tanner Poisson, Nick; Harding, Talge EV, GW 0 2

2nd 10:05 PRO Will, Logan May, Austen; Elger, Will EV 0 3

3rd 04:52 ASU Kirwan, Ryan Schimek, Bennett EV 1 3

3rd 18:00 PRO Adams, Tanner Yoder, Chase; Poisson, Nick EN, HT 1 4

Arizona St. Power Plays

Providence Power Plays

Prd

Start

End

Elapsed

Shots

Opp-Shots

PPG

Prd

Start

End

Elapsed

Shots

Opp-Shots

PPG

1st 18:04 18:04 02:00 1 1 --

2nd 18:29 00:29 02:00 1 0 --

04:00 2 1 0/2

2nd 10:53 12:53 02:00 1 0 --

02:00 1 0 0/1

Penalty Summary

Period

Team

Player

MIN

Offense

Type

Time

PP

1st PRO Centrella, Andrew 02:00 Hooking MINOR 16:04 PP

2nd ASU Murchison, Ty 02:00 Holding MINOR 10:53 PP

2nd PRO Connolly, Trevor 02:00 Holding MINOR 18:29 PP

Game 7

Arizona St. (3-4-1) -vs- Northern Mich. (1-5-0)

10/26/2024 at Marquette, Michigan

Date: 10/26/2024

Start: 03:07 PM

Time: 0

Attendance: 2,772

Location: Marquette, Michigan

Officials: Referee: Rick Nelson; Referee: Tyler Olson; Linesman: Eric Proberg; Linesman: Jamie Grace

Goals By Period

	1	2	3	Total
Arizona St.	0	0	6	2
Northern Mich.	0	0	0	0

ASU: Kirwan, Ryan (2)

NMU:

Scoring Summary

Period	Time	Team	Scored By	Assisted By	Type	ASU	NMU
2nd	10:06	ASU	Kirwan, Ryan	Schimek, Bennett; Court, Sam	PP, FG, GW	1	0
3rd	19:11	ASU	Kirwan, Ryan	Smolen, Kyle	LV	2	0

Arizona St. Power Plays

Prd	Start	End	Elapsed	Shots	Opp-Shots	PPG	
1st	03:48	03:48	02:00	1	0	--	
1st	08:00	08:03	00:03	0	0	--	
1st	09:35	10:00	00:25	1	0	--	
3rd	10:03	11:25	01:22	0	0	--	
1st	16:16	18:16	02:00	3	0	--	
3rd	19:40	19:06	00:26	2	0	PPG	
				06:26	7	0	1/6

Northern Mich. Power Plays

Prd	Start	End	Elapsed	Shots	Opp-Shots	PPG	
2nd	08:46	08:46	02:00	2	1	--	
3rd	25:59	07:59	02:00	0	0	--	
				04:00	2	1	0/2

Penalty Summary

Period	Team	Player	MIN	Offense	Type	Time	PP
1st	NPU	Ardenaz, Nicolas	02:00	Interfere from behind	MINOR	01:48	PP
1st	NPU	Larson, Kameron	02:00	Reaching over net/sills	MINOR	08:00	PP
1st	ASU	Potter, Cullen	02:00	Interference	MINOR	08:03	PP
1st	NPU	Bolduc, Medrick	02:00	Tripping	MINOR	09:35	PP
1st	NPU	Michel, Trevor	02:00	Cross Checking	MINOR	16:16	PP
2nd	ASU	Eckerle, Benji	02:00	Tripping	MINOR	06:46	PP
2nd	ASU	ILMN	02:00	Too many players on ice	MINOR	05:59	PP
2nd	NPU	Daw, Grevdon	02:00	Boarding	MINOR	15:40	PP

Game 6

Arizona St. (1-4-1) -vs- Providence (2-1-0)

10/19/2024 at Providence, Rhode Island

Date: 10/19/2024

Start: 04:00 PM

Time: 0

Attendance: 2,360

Location: Providence, Rhode Island

Officials: Referee: Jim Curtin; Referee: Jeremy Tufts; Linesman: Nick Briganti; Linesman: Connor Foley

ASU: Kirwan, Ryan (1)

PRO: Malinowski, Hudson (1); Harding, Talge (1)

Goals By Period

Arizona St.

Providence

1

2

3

Total

0

0

1

1

0

0

2

2

Scoring Summary

Period

Time

Team

Scored By

Assisted By

Type

ASU

PRO

3rd

05:54

PRO

Malinowski, Hudson

Poisson, Nick; Adams, Tanner

EV, FG

0

1

3rd

15:19

PRO

Harding, Talge

Malinowski, Hudson

EV, GW

0

2

3rd

19:23

ASU

Kirwan, Ryan

Jackson, Ty; Beck, Noah

EA

1

2

3rd

.4

ASU

Kirwan, Ryan

Jackson, Ty; Beck, Noah

EA

1

2

Penalty Summary

Period

Team

Player

MIN

Offense

Type

Time

PP

1st

ASU

Schimek, Bennett

02:00

Slashing

MINOR

05:37

PP

1st

ASU

Beck, Noah

02:00

Holding

MINOR

08:56

PP

1st

PRO

Kivioja, Aleks

02:00

Holding

MINOR

11:48

PP

2nd

PRO

Machu, Tomas

02:00

Cross Checking

MINOR

16:56

2nd

ASU

Eckerle, Benji

02:00

Cross Checking

MINOR

16:56

Game 8

Arizona St. (2-4-1) -vs- Northern Mich. (1-4-0)

10/25/2024 at Marquette

Date: 10/25/2024

Start: 07:07 PM

Time: 0

Attendance: 2,576

Location: Marquette

Officials: Referee: Rick Nelson; Referee: Tyler Olson; Linesman: Eric Proberg; Linesman: Jamie Grace

Goals By Period

	1	2	3	Total
Arizona St.	1	0	2	3
Northern Mich.	1	0	0	1

ASU: Eckerle, Benji (1); Schimek, Bennett (1); Kirwan, Ryan (1)

NMU: Cliche, Anthony (1)

Scoring Summary

Period	Time	Team	Scored By	Assisted By	Type	ASU	NMU
1st	12:50	ASU	Schimek, Bennett	Sillinger, Lukas; Beck, Noah	PV, FG	1	0
1st	17:05	NMU	Cliche, Anthony	Pearl, Tyrin; Ciccarella, Danny	EV	1	1
3rd	16:59	ASU	Kirwan, Ryan	Jackson, Dylan; Sillinger, Lukas	DP, EA, GW	2	1
3rd	19:52	ASU	Eckerle, Benji	Shlarne, Artem; Murchison, Ty	EN	3	1

Arizona St. Power Plays

Prd	Start	End	Elapsed	Shots	Opp-Shots	PPG
2nd	04:37	06:37	02:00	2	0	--
2nd	14:25	19:25	05:00	4	0	--
				07:00	6	0
					0	0/2

Northern Mich. Power Plays

Prd	Start	End	Elapsed	Shots	Opp-Shots	PPG
3rd	11:46	13:46	02:00	1	0	--
				02:00	1	0
					0	0/1

Penalty Summary

Period	Team	Player	MIN	Offense	Type	Time	PP
2nd	NMU	Alttrichter, Jakob	02:00	Slashing	MINOR	04:37	PP
2nd	NMU	Bolduc, Medrick	05:00	Charging	MAJOR	14:25	PP
3rd	ASU	Boser, Brasen	02:00	Holding	MINOR	11:46	PP

2024-25 BOX SCORES

Game 9

Arizona St. (3-5-1, 0-1-0) -vs- Colorado Col. (7-0-0, 1-0-0)
11/06/2024 at Colorado Springs, Colorado

Date: 11/06/2024
Start: 07:00 PM
Time: 0
Attendance: 3,450
Location: Colorado Springs, Colorado
Officials: Referee: Ryan Hursey; Referee: Andrew Wilk; Linesman: Seth Mital; Linesman: Eric McDonald

Goals By Period	1	2	3	OT	Total
Arizona St.	1	1	1	0	3
Colorado Col.	2	0	1	1	4

ASU: Beck, Noah (1); Jackson, Dylan (1); Alexander, Ryan (1)
COL: Wladon, Zacharys (1); Burkholder, Max (1); Veinbergs, Klags (3); Coffey, Stanley (1)

Scoring Summary

Period	Time	Team	Scored By	Assisted By	Type	ASU	COL
1st	03:59	COL	Burkholder, Max	Veinbergs, Klags, Montgomery, Drew	PP, PG	0	1
1st	11:45	COL	Veinbergs, Klags	Link, Bret	EV	0	2
1st	18:16	ASU	Alexander, Ryan	Edwards, Brend, Dowd, Anthony	EV	1	2
2nd	06:40	ASU	Jackson, Dylan	Beck, Noah, Jackson, Ty	EV	2	2
3rd	07:17	ASU	Beck, Noah	Potter, Cullen, Smolen, Kyle	PP	3	2
3rd	19:03	COL	Coffey, Stanley	Gallagher, Ty, Link, Bret	EA	3	3
OT	01:44	COL	Wladon, Zacharys	Burkholder, Max	EV, OT, SO, GW	3	4

Arizona St. Power Plays

Prd	Start	End	Elapsed	Shots	Opp-Shots	PPG
1st	15:56	17:56	02:00	0	0	--
1st	20:00	02:00	02:00	2	0	--
2nd	06:59	07:17	00:18	1	0	PPG
			04:24	3	0	1/3

Colorado Col. Power Plays

Prd	Start	End	Elapsed	Shots	Opp-Shots	PPG
1st	02:44	03:59	01:16	1	0	PPG
3rd	10:44	12:44	02:00	1	0	--
			09:16	2	0	1/2

Penalty Summary

Period	Team	Player	MIN	Offense	Type	Time	PP
1st	ASU	Gordon, Cole	02:00	Cross Checking	MINOR	02:44	PP
1st	COL	Stuart, Riley	02:00	Interference	MINOR	15:55	PP
1st	COL	Montgomery, Drew	02:00	Slashing	MINOR	20:00	PP
3rd	ASU	Court, Sam	02:00	Slashing	MINOR	01:46	PP
3rd	COL	Versamvay, Gieb	02:00	Embellishment	MINOR	03:46	PP
3rd	COL	Strobel, Charlie	02:00	Boarding	MINOR	06:53	PP
3rd	ASU	Jackson, Dylan	02:00	Holding	MINOR	10:44	PP

Game 10

Arizona St. (3-6-1, 0-2-0) -vs- Colorado Col. (8-0-0, 2-0-0)
11/09/2024 at Colorado Springs, Colorado

Date: 11/09/2024
Start: 06:00 PM
Time: 0
Attendance: 3,710
Location: Colorado Springs, Colorado
Officials: Referee: Ryan Hursey; Referee: Andrew Wilk; Linesman: Dylan Pacer; Linesman: Eric McDonald

Goals By Period	1	2	3	Total
Arizona St.	0	0	1	1
Colorado Col.	1	0	2	3

ASU: Hymowitz, David (1)
COL: Coffey, Tyler (1); Veinbergs, Klags (1); Montgomery, Drew (1)

Scoring Summary

Period	Time	Team	Scored By	Assisted By	Type	ASU	COL
1st	10:41	COL	Montgomery, Drew	Wladon, Zacharys, Burkholder, Max	PP, PG	0	1
3rd	11:20	COL	Coffey, Tyler	Coffey, Stanley	EV, GW	0	2
3rd	19:16	ASU	Hymowitz, David	Smolen, Kyle, Jackson, Ty	EA	1	2
3rd	19:50	COL	Veinbergs, Klags	Link, Bret, Lindberg, Gavin	EN	1	3

Arizona St. Power Plays

Prd	Start	End	Elapsed	Shots	Opp-Shots	PPG
1st	06:59	06:59	02:00	2	0	--
2nd	08:54	09:55	01:01	1	0	--
2nd	19:02	01:02	02:00	2	1	--
			06:01	5	1	0/3

Colorado Col. Power Plays

Prd	Start	End	Elapsed	Shots	Opp-Shots	PPG
1st	10:26	10:41	00:16	1	0	PPG
1st	11:26	13:26	02:00	0	0	--
2nd	02:46	04:46	02:00	1	0	--
2nd	06:54	07:55	01:01	0	0	--
			06:17	2	0	1/4

Penalty Summary

Period	Team	Player	MIN	Offense	Type	Time	PP
1st	COL	Versamvay, Gieb	02:00	Slashing	MINOR	06:59	PP
1st	ASU	Kjellberg, Joel	02:00	Tripping	MINOR	10:25	PP
1st	ASU	Smolen, Kyle	02:00	Cross Checking	MINOR	11:26	PP
2nd	ASU	Ness, Tucker	02:00	Tripping	MINOR	02:46	PP
2nd	ASU	Dowd, Anthony	02:00	Interference	MINOR	06:54	PP
2nd	COL	Burkholder, Max	02:00	Interference	MINOR	07:55	PP
2nd	COL	Gallagher, Ty	02:00	Tripping	MINOR	19:01	PP

Game 11

Omaha (3-6-0, 1-2-0) -vs- Arizona St. (3-7-1, 0-3-0)
11/16/2024 at Tempe, Arizona

Date: 11/16/2024
Start: 07:00 PM
Time: 0
Attendance: 5,157
Location: Tempe, Arizona
Officials: Referee: Daniel Dreger; Referee: Michael Sheehan; Linesman: Andrew Gaggini; Linesman: Eric Anderson

Goals By Period	1	2	3	Total
Omaha	1	1	2	4
Arizona St.	0	1	1	2

OMA: Stange, Sam (1); Ursahl, Zach (1); Lurie, Charlie (1); LaPinta, Chase (1)
ASU: Dowd, Anthony (1); Jackson, Ty (1)

Scoring Summary

Period	Time	Team	Scored By	Assisted By	Type	OMA	ASU
1st	17:53	OMA	LaPinta, Chase	Mitchell, Cam	EV, PG	1	0
2nd	05:58	ASU	Jackson, Ty	Kirwan, Ryan, Sober, Brasen	EV	1	1
2nd	16:15	OMA	Lurie, Charlie	Graham, Dylan, Icenals, Harrison	PP	2	1
3rd	03:49	ASU	Dowd, Anthony	Sillinger, Lukas, Court, Sam	PP	2	2
3rd	16:49	OMA	Stange, Sam	Ludlow, Griffin, Krennon, Nolan	PV, GW	3	2
3rd	18:53	OMA	Ursahl, Zach	Brenner, Brock, Guerin, Jacob	EN	4	2

Omaha Power Plays

Prd	Start	End	Elapsed	Shots	Opp-Shots	PPG
1st	07:35	09:35	02:00	2	0	--
1st	18:14	00:14	02:00	1	0	--
2nd	19:59	16:15	03:16	1	0	PPG
			04:16	4	0	1/3

Arizona St. Power Plays

Prd	Start	End	Elapsed	Shots	Opp-Shots	PPG
2nd	06:56	08:56	02:00	1	0	--
2nd	19:06	01:06	02:00	6	0	--
3rd	03:44	03:49	00:05	1	0	PPG
			04:05	8	0	1/3

Penalty Summary

Period	Team	Player	MIN	Offense	Type	Time	PP
1st	ASU	Murchison, Ty	02:00	Interference	MINOR	07:35	PP
1st	ASU	Edwards, Benji	02:00	Tripping	MINOR	18:14	PP
2nd	OMA	LaPinta, Chase	02:00	Tripping	MINOR	06:56	PP
2nd	ASU	Beck, Noah	02:00	Interference	MINOR	16:59	PP
2nd	OMA	Callacher, Alcen	02:00	Slashing	MINOR	17:05	PP
3rd	OMA	Silpeck, Jacob	02:00	Tripping	MINOR	03:44	PP

Game 12

Omaha (3-7-0, 1-3-0) -vs- Arizona St. (4-7-1, 1-3-0)
11/16/2024 at Tempe, Arizona

Date: 11/16/2024
Start: 05:00 PM
Time: 0
Attendance: 5,875
Location: Tempe, Arizona
Officials: Referee: Daniel Dreger; Referee: Michael Sheehan; Linesman: Andrew Gaggini; Linesman: Eric Anderson

Goals By Period	1	2	3	Total
Omaha	0	1	1	2
Arizona St.	1	1	1	3

OMA: Stange, Sam (1); Bruberg, Marcus (1)
ASU: Shlans, Aaron (1); Hymowitz, David (1); Alexander, Ryan (1)

Scoring Summary

Period	Time	Team	Scored By	Assisted By	Type	OMA	ASU
1st	13:36	ASU	Shlans, Aaron	Smolen, Kyle, Alexander, Ryan	EV, FG	0	1
2nd	03:49	OMA	Stange, Sam	Isaacs, Harrison, Ellis, Noah	EV	1	1
3rd	07:17	ASU	Alexander, Ryan	Smolen, Kyle, Dowd, Anthony	PV	1	2
3rd	01:18	ASU	Hymowitz, David	Kirwan, Ryan, Jackson, Ty	PV, GW	1	3
3rd	12:22	OMA	Bruberg, Marcus	Risk, Brady, Stange, Sam	EV	2	3

Omaha Power Plays

Prd	Start	End	Elapsed	Shots	Opp-Shots	PPG
1st	02:51	04:51	02:00	1	0	--
1st	18:48	00:48	02:00	0	0	
2nd	11:16	11:45	00:30	0	0	--
			04:30	1	0	0/3

Arizona St. Power Plays

Prd	Start	End	Elsped	Shots	Opp-Shots	PPG
1st	07:22	08:22	01:00	0	0	--
2nd	13:16	13:46	00:30	0	0	--
2nd	17:15	19:15	02:00	3	0	--
3rd	06:03	08:03	02:00	0	0	--
			06:30	3	0	0/4

Penalty Summary

Period	Team	Player	MIN	Offense	Type	Time	PP
1st	ASU	Beck, Noah	02:00	Cross Checking	MINOR	07:51	PP
1st	OMA	Isaacs, Harrison	02:00	Cross Checking	MINOR	07:22	PP
1st	ASU	Jackson, Ty	02:00	Holding	MINOR	18:48	PP
2nd	ASU	Murchison, Ty	02:00	Holding	MINOR	11:16	PP
2nd	OMA	Isaacs, Brock	02:00	Interference	MINOR	11:46	PP
2nd	OMA	Silpeck, Jacob	02:00	Roughing	MINOR	15:57	PP
2nd	OMA	Edwards, Benji	02:00	Roughing	MINOR	15:57	PP
2nd	OMA	Van Houtte, Charles, Alex	02:00	Slashing	MINOR	17:15	PP
3rd	OMA	Graham, Joe	02:00	Tripping	MINOR	06:03	PP

2024-25 BOX SCORES

Game 13

Arizona St. (5-7-1, 2-3-0) -vs- Denver (12-1-0, 2-1-0)
11/22/2024 at Denver, Colorado

Date: 11/22/2024	Goals By Period	1	2	3	Total
Start: 07:00 PM	Arizona St.	1	1	1	3
Time: 0	Denver	1	0	1	2
Attendance: 6,334	ASU: Shilaine, Artem (2); Schinek, Bennett (1)				
Location: Denver, Colorado	DEN: King, Carter (2)				
Officials: Referee: Andrew Wilk; Referee: Brian Hankes; Linesman: Erik Cordine; Linesman: Chase McGee					

Scoring Summary

Period	Time	Team	Scored By	Assisted By	Type	ASU	DEN
1st	00:35	ASU	Shilaine, Artem	Alexander, Ryan; Smolen, Kyle	EV, FG	1	0
1st	15:33	DEN	King, Carter	Bulum, Zeev; Thompson, Aidan	PP	1	1
2nd	07:20	ASU	Schinek, Bennett	Potter, Cullen; Sillinger, Lukas	PV	2	1
3rd	15:59	DEN	King, Carter	Devine, Jack; Bulum, Zeev	PV	2	2
3rd	19:14	ASU	Shilaine, Artem	Alexander, Ryan; Ness, Tucker	PV, GW	3	2

Arizona St. Power Plays

Prd	Start	End	Elapsed	Shots	Opp-Shots	PPG
2nd	11:59	13:50	02:00	3	0	--
2nd	18:44	00:44	02:00	2	0	--
3rd	10:06	11:54	01:48	0	0	--
05:48 5 0 0/3						

Denver Power Plays

Prd	Start	End	Elapsed	Shots	Opp-Shots	PPG
1st	14:23	15:33	01:10	3	0	PPG
3rd	04:29	06:29	02:00	4	0	--
3rd	08:06	09:54	01:48	2	0	--
04:58 9 0 1/3						

Penalty Summary

Period	Team	Player	MIN	Offense	Type	Time	PP
1st	ASU	Smolen, Kyle	02:00	Hooking	MINOR	14:23	PP
2nd	DEN	Bulum, Zeev	02:00	Holding	MINOR	11:50	PP
2nd	DEN	Bulum, Zeev	02:00	Hooking	MINOR	18:44	PP
3rd	ASU	Kjellberg, Joel	02:00	Holding	MINOR	04:29	PP
3rd	ASU	Sillinger, Lukas	02:00	Direct contact to the head	MINOR	08:06	PP
3rd	DEN	Salmann, Sam	02:00	Interference	MINOR	09:54	PP

Game 14

Arizona State (6-7-1, 3-3-0) -vs- Denver (12-2-0, 2-2-0)
11/23/2024 at Denver, Colorado

Date: 11/23/2024	Goals By Period	1	2	3	Total
Start: 05:00 PM	Arizona State	0	3	2	5
Time: 0	Denver	1	1	0	2
Attendance: 6,490	ASU: Shilaine, Artem (2); Beck, Noah (1); Potter, Cullen (1); Sillinger, Bennett (1)				
Location: Denver, Colorado	DEN: Thompson, Aidan (1); Harris, Sam (1)				
Officials: Referee: Andrew Wilk; Referee: Brian Hankes; Linesman: Erik Cordine; Linesman: Chase McGee					

Scoring Summary

Period	Time	Team	Scored By	Assisted By	Type	ASU	DEN
1st	19:51	DEN	Harris, Sam	Devine, Jack; Bulum, Zeev	PP, FG	0	1
2nd	03:55	ASU	Beck, Noah	Sillinger, Lukas; Schinek, Bennett	PP	1	1
2nd	10:19	ASU	Potter, Cullen	Sillinger, Lukas; Kjellberg, Joe	EV	2	1
2nd	11:11	ASU	Shilaine, Artem	Alexander, Ryan; Smolen, Kyle	EV, GW	3	1
2nd	16:40	DEN	Thompson, Aidan	Anderson, Reid; Walemar, Alex	PV	3	2
3rd	07:46	ASU	Shilaine, Artem	Risolo, Benj; Hyslop, David	PV	4	2
3rd	18:04	ASU	Schinek, Bennett	Edwards, Benj	EN	5	2

Arizona State Power Plays

Prd	Start	End	Elapsed	Shots	Opp-Shots	PPG
1st	16:18	18:18	02:00	1	0	--
2nd	03:33	03:55	02:22	2	0	PPG
02:22 3 0 1/2						

Denver Power Plays

Prd	Start	End	Elapsed	Shots	Opp-Shots	PPG
1st	18:31	19:52	01:13	3	0	PPG
01:13 3 0 1/1						

Penalty Summary

Period	Team	Player	MIN	Offense	Type	Time	PP
1st	DEN	Bulum, Zeev	02:00	Tripping	MINOR	16:18	PP
1st	ASU	Edwards, Benj	02:00	Interference	MINOR	18:30	PP
2nd	DEN	Potter, Cullen	02:00	Holding	MINOR	03:33	PP

Game 15

Minn. Duluth (5-9-0, 2-5-0) -vs- Arizona St. (7-7-1, 4-3-0)
12/06/2024 at Tempe, Arizona

Date: 12/06/2024	Goals By Period	1	2	3	Total
Start: 06:00 PM	Minn. Duluth	0	1	2	3
Time: 0	Arizona St.	1	1	3	5
Attendance: 5,202	MN: James, Dominic (2); Plante, Max (1)				
Location: Tempe, Arizona	ASU: Potter, Cullen (1); Jackson, Ty (1); Jackson, Dylan (1); Court, Sam (1); Alexander, Ryan (1)				
Officials: Referee: Brandon Schmitt; Referee: Andrew Bruggeman; Linesman: Nathan Voll; Linesman: Tyler Landman					

Scoring Summary

Period	Time	Team	Scored By	Assisted By	Type	MN	ASU
1st	10:10	ASU	Jackson, Ty	Jackson, Dylan; Court, Sam	PP, FG	0	1
2nd	00:52	MN	James, Dominic	Plante, Max; Shaugabev, Jayson	EV	1	1
2nd	05:14	ASU	Potter, Cullen	Schinek, Bennett; Sillinger, Lukas	EV	1	2
3rd	04:06	ASU	Alexander, Ryan	Shilaine, Artem; Dowd, Anthony	PV	1	3
3rd	05:57	ASU	Jackson, Dylan	Jackson, Ty; Kinser, Ryan	PV, GW	1	4
3rd	07:56	MN	Plante, Max	Plante, Sam	EV	2	4
3rd	08:59	MN	James, Dominic	Pendell, Ashlee; Dubinsky, Aidan	EV	3	4
3rd	13:50	ASU	Court, Sam	Unassisted	EN, GW	3	5

Penalty Summary

Period	Team	Player	MIN	Offense	Type	Time	PP
1st	MN	Gallatin, Owen	02:00	Hooking	MINOR	08:15	PP
2nd	MN	Menchies, Iv	02:00	Elbowing	MINOR	06:04	PP
2nd	ASU	Murchison, Ty	02:00	Elbowing	MINOR	05:46	PP

Game 16

Minn. Duluth (5-10-0, 2-6-0) -vs- Arizona St. (8-7-1, 5-3-0)
12/07/2024 at Tempe, Arizona

Date: 12/07/2024	Goals By Period	1	2	3	OT 1	Total
Start: 05:00 PM	Minn. Duluth	0	0	2	0	2
Time: 0	Arizona St.	0	1	1	1	3
Attendance: 5,202	MN: Hents, Max (1); Plante, Sam (1)					
Location: Tempe, Arizona	ASU: Jackson, Dylan (1); Smolen, Kyle (1); Kinser, Ryan (1)					
Officials: Referee: Justin Hill; Referee: Stan Szczurek; Linesman: Zachary Reese; Linesman: Colin Beech						

Scoring Summary

Period	Time	Team	Scored By	Assisted By	Type	MN	ASU
2nd	15:46	ASU	Jackson, Dylan	Jackson, Ty; Beck, Noah	EV, FG	0	1
3rd	05:16	MN	Plante, Max	Dubinsky, Aidan; Davis, Harper	EV	1	1
3rd	08:36	ASU	Kinser, Ryan	Court, Sam; Jackson, Dylan	PV	1	2
3rd	14:09	MN	Plante, Sam	Dowd, Aaron; Rost, Luke	PV	2	2
OT	04:41	ASU	Smolen, Kyle	Beck, Noah; Shilaine, Artem	PV, OT, SD, GW	2	3

Minn. Duluth Power Plays

Prd	Start	End	Elapsed	Shots	Opp-Shots	PPG
1st	01:09	03:09	02:00	2	0	--
2nd	08:18	10:18	02:00	1	1	--
2nd	18:58	00:58	02:00	0	0	--
3rd	05:36	07:36	02:00	1	2	--
06:00 4 3 0/4						

Arizona St. Power Plays

Prd	Start	End	Elapsed	Shots	Opp-Shots	PPG
1st	16:09	18:06	02:00	0	1	--
2nd	11:15	13:15	02:00	1	1	--
3rd	15:35	17:35	02:00	0	0	--
3rd	17:33	19:33	02:00	4	0	--
08:00 5 2 0/4						

Penalty Summary

Period	Team	Player	MIN	Offense	Type	Time	PP
1st	ASU	Jackson, Ty	02:00	Slashing	MINOR	01:09	PP
1st	MN	Kinser, Ryan	02:00	Roughing	MINOR	11:08	PP
1st	ASU	Murchieson, Iv	02:00	Roughing	MINOR	11:08	PP
1st	MN	Gallatin, Owen	02:00	Cross Checking	MINOR	16:08	PP
2nd	ASU	Murchieson, Iv	02:00	Slashing	MINOR	08:18	PP
2nd	ASU	Beck, Noah	02:00	Interference	MINOR	18:58	PP
3rd	ASU	Smolen, Kyle	02:00	Tripping	MINOR	05:55	PP
3rd	MN	Dubinsky, Aidan	02:00	Hooking	MINOR	11:15	PP
3rd	MN	Smith, Jack	02:00	Hooking	MINOR	15:35	PP
3rd	MN	Hents, Max	02:00	Delaying the game	MINOR	17:33	PP