



# SUN DEVIL

## SOFTBALL

@ASUSoftball @ASUSoftball

4 NATIONAL TITLES | 516 WINS SINCE 2007  
13 CONSECUTIVE POSTSEASON APPEARANCES



### ASU SOFTBALL GAME NOTES

#### NO. 13/10 ARIZONA STATE SUN DEVILS (21-2) vs. IOWA (9-8)

March 14 | Tempe, Ariz. | Farrington Stadium

	
<b>ARIZONA STATE</b> 21-2, 0-0 PAC-12	<b>IOWA</b> 9-8, 0-0 Big Ten

### THE MATCHUPS...

#### ARIZONA STATE

Record 21-2, 0-0  
Home / Away / Neutral 16-1 / 0-0 / 5-1  
Streak W-11  
Last 5/ Last 10 5-0/10-0  
Ranking 13/14  
Head Coach Trisha Ford  
Career Record 195-97-1 (6th Season)  
Record at Arizona State 52-24 (Second Season)

#### IOWA

Record 12-7  
Home / Away / Neutral 0-0/ 2-3 / 7-5  
Streak W-1  
Last 5/ Last-10 4-1 / 6-4  
Ranking NR/NR  
Head Coach Marla Loooper  
Career Record 160-223-1 (8th Season)  
Record at Iowa same

### GAME INFORMATION

Date March 14  
Game Times 4 p.m. // 6 p.m.  
Location Tempe, Arizona  
Venue Farrington Stadium  
Dimensions 202 (LF), 210 (CF), 202 (RF)  
Television ASU LIVE STREAM-1  
Live Stats Stat Broadcast  
All-Time Series ASU leads, 23-10

### LEADING OFF...

• Arizona State softball will continue their home stand with a midweek doubleheader against Iowa, Wednesday March 14. The pair of games marks the Sun Devils' 9th and 10th straight home games, in a stretch of 13 games to be played at Farrington Stadium.

• Following a loss to No. 4, (and defending National Champion), Oklahoma on Feb. 27th, the Sun Devils have won 11-straight games. In those 11 games, The Sun Devils have shutout seven opponents, including a pair of shutout victories against the Minnesota Golden Gophers.

• Sophomore pitcher, G Juarez, has been absolutely lights out in the circle for the Sun Devils in 2018. This week, Juarez was named the Pac-12 Pitcher of the Week after that saw the left strikeout 28 batters, and earn three shutout victories.

• Entering the week, ASU has three players who are batting at, or above .400 on the season. Sophomore Kindra Hackbarth leads the way with a .423 batting average, followed closely by Morgan Howe and Danielle Gibson who are hitting .413 and .411, respectively. As a team, ASU is batting at a .327 clip, a mark that checks in at No. 18 in the nation.

• Freshman Danielle Gibson has looked to hit her stride in the Maroon and Gold. The Murrieta, Calif., native has gone 23-for-56 at the plate this season, including blasting a team-leading nine home runs. Her 1.000 slugging percentage also leads the team this season and ranks sixth-nationally.

• Through the first 23 games of the season, ASU has outthit opponents, 192-91, leading to a 148-41 ASU lead in runs scored. Entering the week, ASU's 6.43 runs per game average ranks No. 13 in the country, and fourth in the Pac-12.

• As a staff, the Sun Devil pitchers have combined to post a 1.37 ERA, the 14th-lowest ERA in the country entering the week of play.

### ARIZONA STATE PROBABLE STARTERS BY POSITION (BASED ON PREVIOUS GAMES)

POS	#	Name	Yr.	Hometown	AVG	GP-GS	R	H	2B	3B	HR	RBI
C	13	Maddi Hackbarth	So.	Oakdale, Calif.	.233	23-23	7	14	2	0	6	24
1B	41	Danielle Gibson	Fr.	Murrieta, Calif.	.411	21-21	15	23	6	0	9	20
2B	20	Marisa Stankiewicz	Sr.	Gilbert, Ariz.	.267	23-23	13	12	1	0	1	5
3B	10	Bella Loomis	Fr.	Chandler, Ariz.	.324	16-12	10	11	1	0	0	5
SS	15	Jade Gotarez	So.	Riverside, Calif.	.324	23-23	21	24	2	0	4	19
RF	22	Kindra Hackbarth	So.	Oakdale, Calif.	.423	23-23	18	30	5	3	0	12
CF	47	Morgan Howe	Jr.	Poway, Calif.	.413	21-21	17	26	4	0	5	18
LF	49	Nichole Chilson	Sr.	Menifee, Calif.	.333	22-20	11	16	2	0	4	18
DP	10	Skylar McCarty	Jr.	Peoria, Ariz.	.378	18-11	7	14	3	1	1	2

### 2018 SCHEDULE / RESULTS

OVERALL: 21-2 | PAC-12: 0-0 | H: 16-1 | A: 0-0 | N: 5-1

#### FEBRUARY

8	^	Tennessee	L, 7-4
9	^	vs. Purdue	W, 9-1
9	^	Nebraska	W, 6-4
10	^	Notre Dame	W, 9-1
11	^	Indiana	W, 2-1
12	^	Saint Mary's	W, 8-4
16	+	North Dakota	W, 8-0
17	+	Illinois State	W, 9-1
17	+	Texas State	W, 4-3
18	+	San Diego	W, 7-0
22	%	vs. Mississippi State	W, 3-1
22	%	vs. Oklahoma	L, 7-2
23	%	vs. LIU Brooklyn	W, 9-5
24	%	vs. Liberty	W, 6-0
25	%	vs. Cal State Fullerton	W, 7-3

#### MARCH

2		Coastal Carolina	W, 4-2
3		Coastal Carolina	W, 8-0
3		New Mexico State	W, 3-0
6		South Dakota	W, 8-0
7		Georgetown	W, 13-0
9		Minnesota	W, 6-0
11		Minnesota	W, 9-1
11		Minnesota	W, 4-0
14		Iowa	4:00 p.m.
14		Iowa	6:00 p.m.
17	*	Washington	5:00 p.m.
18	*	Washington	2:00 p.m.
19	*	Washington	2:00 p.m.
23	*	at California	3:00 p.m.
24	*	at California	3:30 p.m.
25	*	at California	3:00 p.m.
30		North Dakota State	4:00 p.m.
30		BYU	6:30 p.m.
31		North Dakota State	1:30 p.m.
31		BYU	4:00 p.m.

#### APRIL

6	*	at Oregon State	TBD
7	*	at Oregon State	TBD
8	*	at Oregon State	12:00 p.m.
13	*	Oregon	7:00 p.m.
14	*	Oregon	6:00 p.m.
15	*	Oregon	1:00 p.m.
20	*	Arizona	5:00 p.m.
21	*	Arizona	2:00 p.m.
22	*	Arizona	5:00 p.m.
27	*	at Utah	4:00 p.m.
28	*	at Utah	1:00 p.m.
29	*	at Utah	11:0 a.m.

#### MAY

1	*	at New Mexico State	2:00 p.m.
1	*	at New Mexico State	4:00 p.m.
4	*	Stanford	7:00 p.m.
5	*	Stanford	6:00 p.m.
6	*	Stanford	1:00 p.m.
10	*	at UCLA	7:00 p.m.
11	*	at UCLA	7:00 p.m.
12	*	at UCLA	1:00 p.m.

# 2018 SUN DEVIL SOFTBALL

## 2018 QUICK FACTS (ENTERING SEASON)

### GENERAL INFORMATION

Location .....	Tempe, Ariz.
Founded .....	1885
Enrollment .....	91,000
Nickname .....	Sun Devils
School Colors .....	Maroon and Gold
Affiliation .....	NCAA Division I
Conference .....	Pac-12
President .....	Dr. Michael Crow
Athletics Director .....	Ray Anderson
Faculty Representative .....	Dr. Jeffrey Wilson
Head Athletic Trainer .....	Ken McCarty
Athletic Dept. Phone .....	480-965-4382
Ticket Office Phone .....	480-727-0000

### PROGRAM HISTORY

First year of softball .....	1967
NCAA appearances/Last .....	29/2017
WCWS appearances/Last .....	11/2013
National championships .....	1972, 1973, 2008, 2011
All-Americans .....	37

### FACILITY INFORMATION

Facility .....	Farrington Stadium
Dimensions (L,C,R) .....	.202', 210', 202'
Stadium Capacity .....	1,535

### COACHING STAFF

Head coach .....	Trisha Ford
Alma mater .....	Saint Mary's '99
Record at ASU .....	31-22-0
Career Head Coaching Record .....	174-95-1 (Five seasons)

### 2017 RECAP

Overall Record .....	31-22
Pac-12 record .....	9-15
Home record .....	21-9
Away record .....	4-8
Neutral site record .....	6-5
2017 Postseason .....	NCAA Oxford Regional
2017 Conference finish .....	6th

### TEAM INFORMATION

Letterwinners Returning/Lost .....	14/5
Starters/Significant Reserves Returning/Lost .....	8/3
Pitchers Returning/Lost .....	4/0
Newcomers .....	10

### SPORTS INFORMATION

Softball Contact .....	Mark Jezek
Office .....	480-965-9544
Cell .....	254-780-6485
Email .....	Mark.Jezek@asu.edu
Director of Sports Information .....	Doug Tammaro
Email .....	tammaro@asu.edu

### G GOT GAME, LOTS OF IT...

Following a week that saw sophomore G Juarez strike out 28 batters in 18 innings pitched, ASU celebrated their first Pac-12 Pitcher of the Week honor since Breanna Macha's honor in March of 2015. Juarez has been a force this season in the circle for ASU. She has already amassed 98 strikeouts (she had 81 total strikeouts in 2017), and has not allowed a run in the last 38 innings of play (five games). Juarez has been basically unhittable this season, allowing just seven hits in her last five games in the circle. She has consitantly struck out more batters than she has allowed total base runners (98-42 this season). Nationally, Juarez currently ranks in the top-50 in six different categories including hits allowed per seven innings (No. 10), overall ERA (No. 35) shutouts (No. 8) strikeouts (No. 20) and strikeouts per game (No. 10).

### SUN DEVILS FACE CHALLENGING SCHEDULE IN 2018...

To be the best you have got to play the best. That is an idea not lost on the coaches at Arizona State who have set out on a 2018 schedule that features 22 games against teams ranked in the preseason top-25. Those games include a three-game series against conference foes Oregon, Washington, UCLA and Utah, who check in at No. 3, No. 4, No. 5 and No. 15 respectively. Entering the week, Arizona State's remaining schedule checks in as the 10th- toughest, based on opponent win percentage. Looking at the most recent rankings, ASU has scheduled contests against 11 teams that are either ranked or receiving votes.

### FORD EYEING WIN NO. 200...

With her team perched on an 21-2 record so far this season, head coach Trisha Ford is eyeing career-win 200. Ford enters this weekend's slate with a career-record of 195-97-1, moving her just five-wins away from her 200th career victory in just her sixth season as a head coach. Since arriving in Tempe, Ford has led the Sun Devils to a 52-24 record that translates into a .671 win percentage.

### PITCHING POWERING SUN DEVIL SUCCESS...

While the ASU bats have been on fire early in the season, ASU's pitching has been equally as impressive through the first month of the season. So far this season, opposing batters have been held to a miniscule .171 batting average, and have only scored a handful of runs. Dale Ryndak leads the staff with a 0.58 ERA on the season, a mark that ranks No. 12 nationally. Macha has also been dealing for the Devils, holding opposing hitters to a .209 batting average in her 12 apperances for ASU this season.

### SCOUTING THE OPPOSITION....

The Hawkeyes enter the midweek tilt looking to build on the momentum they were able to create in the Grand Canyon Invitational this past weekend. Mother nature has not been kind to Iowa this season, with three contests having already been rained out this year, including a meeting with ASU similar opponent Cal State fullerton and a meeting with No. 17 ULL. While there have been a few missed opportunities, the Hawkeyes did pick up a big win against No. 8 Baylor at the Judi Garman Classic on March 4th, and arrive in Tempe winners of four of their last five games.

At the plate, junior Mallory Kilian has paced Iowa with a .33 batting average. Kilian blasted a solo home run on the first pitch at the Grand Canyon Invitational helping the Hawkeyes go on to defeat Georgetown, 5-0. Senior Allie Wood has also played a key role for the Hawkeyes at the plate. Last weekend at the Grand Canyon Invitational, Wood led the team with five hits, two runs, a double, and a .357 batting average.

### ON DECK...

Following Wednesday's games, the Sun Devils will begin Pac-12 Conference play with a three-game series against top-ranked Washington, on Saturday, March 17 at 5 p.m., Sunday, March 18 at 2 p.m., and Monday, March 19 at 2 p.m. This weekend will be Green Weekend as the team celebrates St. Patrick's Day on Saturday featuring themed food and activities and Sunday is the team's Green Game highlighting ASU's sustainability practices with giveaways, trivia and more.

## THIS WEEK IN ASU SOFTBALL...

THURSDAY	FRIDAY	SATURDAY	SUNDAY	MONDAY	TUESDAY	WEDNESDAY
15	16	17	18	19	20	21
		No. 13 Arizona State vs. No. 1 Washington. 6:00 p.m.	No. 13 Arizona State vs. No. 1 Washington. 2:00 p.m.	No. 13 Arizona State vs. No. 1 Washington. 2:00 p.m.		

**THE LAST TIME A SUN DEVIL TEAM...**

Won 5 or more consecutive games	11 games, Feb. 23-present, 2018
Won 6 or more consecutive games	11 games, Feb. 23-present, 2018
Won 7 or more consecutive games	11 games, Feb. 23-present, 2018
Won 10 or more consecutive games	11 games, Feb. 9-Feb. 22, 2018
Won 15 or more consecutive games	18 games, February 6-27, 2014
Won 7 or more consecutive home games	14 games, Feb. 9-present, 2018
Won 8 or more consecutive home games	14 games, Feb. 9-present, 2018
Won 9 or more consecutive home games	14 games, Feb. 9-present, 2018
Won 10 or more consecutive home games	14 games, Feb. 9-present, 2018
Won 12 or more consecutive home games	14 games, Feb. 9-present, 2018
Won 5 or more consecutive road games	5 games, March 6-8, 2014
Won 6 or more consecutive road games	7 games, March 19-April 30, 2010
Won 7 or more consecutive road games	11 games, April 21-June 7, 2011
Defeated a ranked opponent	at No. 3 Arizona (April 29, 2017)
Defeated a ranked opponent at home	vs. No. 10 Utah (April 21, 2017)
Defeated a ranked opponent at a neutral site	vs. No. 24 Baylor (March 6, 2016)
Defeated a top-10 opponent	at No. 3 Arizona (April 29, 2017)
Defeated a top-10 opponent at home	vs. No. 10 Utah (April 21, 2017)
Shutout an opponent	4-0, vs. Minn. (March 11, 2018)
Shutout an opponent at home	4-0, vs. Minn. (March 11, 2018)
Shutout a Pac-12 opponent at home	10-0, vs. California (May 6, 2017)
Shutout an opponent on the road	10-0, at Stanford (April 13, 2017)
Shutout a Pac-12 opponent on the road	10-0, at Stanford (April 13, 2017)
Shutout an opponent at a neutral site	6-0, vs. Liberty (Feb. 24, 2018)
Was shutout by an opponent	3-0, vs. California (May 7, 2017)
Was shutout by a non-conference opponent at home	3-0, vs. Ball State (March 2, 2014)
Was shutout by an opponent at home	3-0, vs. California (May 7, 2017)
Was shutout by a Pac-12 opponent at home	3-0, vs. California (May 7, 2017)
Was shutout by a non-conference opponent on the road	5-0, at LSU (May 17, 2015)
Was shutout by a Pac-12 opponent on the road	8-0, vs. No. 3 Arizona (April 30, 2017)
Was shutout by an opponent at a neutral site	3-0, vs. No. 14 Michigan (Feb. 26, 2017)
Run-ruled an opponent	9-1, vs. Minn. (March 11, 2018)
Run-ruled an opponent at home	9-1, vs. Minn. (March 11, 2018)
Run-ruled a Pac-12 opponent at home	10-0, vs. California (May 6, 2017)
Run-ruled an opponent on the road	9-1, at Stanford (April 14, 2017)
Run-ruled a Pac-12 opponent on the road	9-1, at Stanford (April 14, 2017)
Run-ruled an opponent at a neutral site	8-0, vs. UCSB, 5 inn. (Feb. 26, 2017)
Was run-ruled by an opponent	8-0, vs. No. 3 Arizona (April 30, 2017)
Was run-ruled by a non-conference opponent	8-0 (5) at Florida (May 29, 2010)
Was run-ruled by a non-conference opponent at home	10-2 (5) vs. LSU (May 16, 2009)
Was run-ruled by a Pac-12 opponent at home	14-2 (5) vs. Arizona (April 3, 2010)
Was run-ruled by an opponent on the road	8-0, vs. No. 3 Arizona (April 30, 2017)
Was run-ruled by a Pac-12 opponent on the road	10-2 (6), at Utah (April 16, 2016)
Swept a same-day doubleheader	vs. Minn. (9-1, 4-0) (March 11, 2018)
Swept a same-day doubleheader against same team	vs. Minn. (9-1, 4-0) (March 11, 2018)
Swept a same-day doubleheader at home against same team	vs. Minn. (9-1, 4-0) (March 11, 2018)
Swept a same-day doubleheader on the road against same team	UTEP (W, 12-1/W, 13-11) (April 7, 2015)
Swept a same-day doubleheader at a neutral site	South Carolina (W, 4-3) / Iowa. (W, 5-4) (March 4, 2017)
Swept a Pac-12 three-game series at home	vs. Stanford (9-1 / 6-5 / 10-4) (May 6-8, 2016)
Swept a Pac-12 three-game series on the road	vs. Stanford (10-0 / 9-1 / 7-4) (April 13-15, 2017)
Swept a Pac-12 two-game series at home	vs. Oregon State (11-3 / 8-0) (March 28-29, 2009)
Swept a Pac-12 two-game series on the road	at Oregon (5-1 / 5-1) (May 8-9, 2009)
Won on a walk-off hit	vs. Texas State (Feb. 17, 2018)
Won off a seventh inning walk-off hit	vs. LIU (May 21, 2016)
Won after trailing by at least three runs	vs. Iowa (W, 5-4) (March 4, 2017)
Won after trailing by at least five runs	vs. UCLA (W, 11-10) (May 9, 2015)
Won after being tied heading into the 7th inning	vs. LIU (W, 1-0) (May 21, 2016)
Won after trailing heading into the 7th inning	vs. Iowa (W, 5-4) (March 4, 2017)

**PAC-12 REGULAR SEASON STANDINGS**

SCHOOL	PAC-12	OVERALL
1. Washington	0-0-0	27-0-0
2. UCLA	0-0-0	24-0-0
<b>3. ARIZONA STATE</b>	<b>0-0-0</b>	<b>21-2-0</b>
3 Arizona	0-0-0	21-2-0
5. Californina	0-0-0	23-3-0
6. Oregon	0-0-0	23-4-0
7. Stanford	0-0-0	19-8-0
8. Utah	0-0-0	14-7-0
9. Oregon State	0-0-0	17-9-0

**CHASING HISTORY....**
**Career Home Runs**

1.	Kaitlin Cochran (2006-10)	69
2.	Katelyn Boyd (2009-12)	62
3.	Mindy Cowles (2005-08)	60
4.	Amber Freeman (2012-2015)	56
5.	Haley Steele (2012-2015)	48
6.	Chelsea Gonzales (2014-17)	42
	Annie Lockwood (2009-12)	42
8.	Phelan Wright (2001-04)	40
9.	Krista Donnenwirth (2008-11)	36
	Alix Johnson (2011-14)	36
	Bethany Kemp (2012-2015)	35
12.	Caylyn Carlson (2007-10)	34
	Kara Brun (2000-03)	34
14.	Cheyenne Coyle (2013-14)	33
15.	Kristen Miller (2006-08)	31

**Career RBI Leaders**

1.	Katelyn Boyd (2009-12)	236
2.	Kaitlin Cochran (2006-09)	230
3.	Haley Steele (2012-2015)	209
4.	Krista Donnenwirth (2008-11)	199
5.	Amber Freeman (2012-2015)	197
6.	Mindy Cowles (2005-08)	188
7.	Chelsea Gonzales (2014-17)	179
	Annie Lockwood (2009-12)	175
9.	Kara Brun (2000-03)	165
	Phelan Wright (2001-04)	162
11.	Alix Johnson (2011-14)	154
12.	Erica Beach (1999-02)	153
13.	Elizabeth Caporuscio (2012-2015)	144
14.	Caylyn Carlson (2007-10)	135

**All-Time Perfect Games**

DALE RYNDIAK	2/09/17	UTEP	8-0 (5)	6 K
Hillary Bach	3/3/12	Wichita State	9-0 (5)	5 K
Katie Burkhart	3/14/08	Santa Clara	8-0 (5)	11 K
Katie Burkhart	2/22/08	Illinois State	8-0 (5)	13 K
Katie Burkhart	3/15/07	Notre Dame	3-0	13K
Kirsten Voak	2/9/01	Utah State	10-0 (5)	9 K
Erica Beach	5/2/99	California	4-0	2 K

## USA TODAY/NFCA COACHES

Rnk.	School	Pts.	Rec.	LW
1	Washington (29)	794	27-0	1
2	Florida (1)	760	22-1	2
3	UCLA (2)	747	24-0	3
4	Tennessee	701	24-1	4
5	Oklahoma	656	19-2	5
6	Oregon	625	23-4	6
7	Texas A&M	614	24-3	7
8	LSU	587	22-2	8
9	Arizona	524	21-2	9
10	Georgia	499	20-1	11
11	Baylor	476	17-3	12
12	Alabama	416	17-5	13
13	<b>ARIZONA STATE</b>	<b>407</b>	<b>21-2</b>	<b>14</b>
14	Auburn	397	23-5	10
15	Florida State	347	18-6	15
16	California	311	23-3	17
17	Ohio State	296	14-2	16
18	South Carolina	254	21-3	18
19	Michigan	201	18-6	22
20	Louisiana	149	14-6	20
21	Mississippi State	136	21-3	NR
22	Long Beach State	121	19-7	21
23	Mississippi	93	13-7	19
24	Kentucky	85	15-6	23
25	Oklahoma State	74	19-6	NR

**Others Receiving Votes:** Louisville (28), James Madison (19), Texas State (17), Wichita State (14), Lipscomb (11), Arkansas (11), Minnesota (9), Nebraska (9), South Carolina Upstate (8), Hofstra (2), Texas Tech (1), Western Kentucky (1).

## USA SOFTBALL/ESPN

Rnk.	School	Rec.	LW
1	Washington (18)	27-0	1
2	UCLA (1)	24-0	3
3	Florida (1)	22-1	2
4	Tennessee	24-1	4
5	Oklahoma	19-2	6
6	Oregon	23-4	5
7	Texas A&M	24-3	7
8	LSU	22-2	8
9	Arizona	21-2	9
10	<b>ARIZONA STATE</b>	<b>21-2</b>	<b>14</b>
11	Florida State	18-6	15
12	Georgia	22-1	11
13	Baylor	17-3	12
14	Auburn	25-5	10
15	Alabama	17-5	13
16	California	23-3	16
17	South Carolina	21-3	17
18	Ohio State	14-2	19
19	Michigan	18-6	21
20	Mississippi State	21-3	23
21	Louisiana	14-6	20
22	Ole Miss	13-7	18
23	Kentucky	15-6	22
24	Oklahoma State	19-6	24
25	Oregon State	17-9	NR

**Others Receiving Votes:** Long Beach State, Utah, Louisville, South Carolina Upstate, Arkansas, James Madison, Minnesota, New Mexico State, Florida Gulf Coast, Northwestern

## ASU TOP 25 FACTS

Last time to receive votes \_\_\_\_\_ January 31, 2017 (Both Polls)  
 Last time in top 25 \_\_\_\_\_ March 13, 2018 #10 (ESPN)  
 \_\_\_\_\_ March 13, 2018 #13 (NFCA)  
 2017 Highest ranking (NFCA) \_\_\_\_\_ #20, Feb. 28, 2017  
 2017 Highest ranking (ESPN) \_\_\_\_\_ #19, Feb. 22, 2016  
 All-Time Highest ranking (NFCA) \_\_\_\_\_ No. 1 (last in 2011)  
 All-Time Highest ranking (ESPN) \_\_\_\_\_ No. 1 (last in 2011)

## THE LAST TIME A SUN DEVIL TEAM...

### OFFENSIVE

Recorded at least 10 hits in a game \_\_\_\_\_ 10, vs Minn. (March 11, 2018)  
 Recorded 12 hits in a game \_\_\_\_\_ 12, vs Cal State Fullerton (Feb 25, 2018)  
 Recorded at least 16 hits in a game \_\_\_\_\_ 16 vs. Long Beach St. (March 3, 2016)  
 Recorded at least 18 hits in a game \_\_\_\_\_ 19 at Stanford (May 1, 2015)  
 Recorded at least 19 hits in a game \_\_\_\_\_ 19 at UTEP (April 7, 2015)

Scored 10 runs in a game \_\_\_\_\_ 13, vs Georgetown (March 7, 2018)  
 Scored 15 runs in a game \_\_\_\_\_ 16 vs. at Stanford (May 2, 2015)  
 Scored 17 runs in a game \_\_\_\_\_ 17 vs. Mount St. Mary's (February 27, 2016)  
 Scored 20 runs in a game \_\_\_\_\_ 20 at Stanford (May 1, 2015)  
 Scored 6 runs in an inning \_\_\_\_\_ 7 (3rd inning) vs Georgetown (March 7, 2018)  
 Scored 8 runs in an inning \_\_\_\_\_ 10 (2nd inning) vs. Nebraska (March 11, 2017)  
 Scored 9 runs in an inning \_\_\_\_\_ 10 (2nd inning) vs. Nebraska (March 11, 2017)  
 Scored 5 or more runs in a loss \_\_\_\_\_ 5 vs. UCLA (April 29, 2016)  
 Scored 8 or more runs in a loss \_\_\_\_\_ 9 vs. Washington (April 10, 2016)

Hit three home runs in a game \_\_\_\_\_ 3 vs. Minn. (March 11, 2018)  
 Hit four home runs in a game \_\_\_\_\_ 4 vs. California (May 6, 2017)  
 Hit five or more home runs in a game \_\_\_\_\_ 5 vs. Oregon State (March 26, 2017)

Connected on three doubles in a game \_\_\_\_\_ 3 vs. Coastal Carolina (March 2, 2018)  
 Connected on four or more doubles in a game \_\_\_\_\_ 4 at Oregon (April 1, 2017)  
 Connected on five or more doubles in a game \_\_\_\_\_ 6 vs. Saint Francis (February 27, 2016)

Totaled 20 bases in a game \_\_\_\_\_ 21 vs Georgetown (March 7, 2018)  
 Totaled 25 bases in a game \_\_\_\_\_ 28 vs. Oregon State (March 26, 2017)  
 Totaled 26 bases in a game \_\_\_\_\_ 28 vs. Oregon State (March 26, 2017)  
 Totaled 27 bases in a game \_\_\_\_\_ 28 vs. Oregon State (March 26, 2017)  
 Totaled 28 bases in a game \_\_\_\_\_ 28 vs. Oregon State (March 26, 2017)  
 Totaled 30 or more bases in a game \_\_\_\_\_ 31 vs. Mount St. Mary's (February 27, 2016)

Drew four walks in a game \_\_\_\_\_ 5 vs Georgetown (March 7, 2018)  
 Drew five walks in a game \_\_\_\_\_ 5 vs Georgetown (March 7, 2018)  
 Drew six walks in a game \_\_\_\_\_ 6 vs. Notre Dame (Feb. 10, 2018)  
 Drew seven walks in a game \_\_\_\_\_ 7 vs. Purdue (Feb. 9, 2018)  
 Drew 10 or more walks in a game \_\_\_\_\_ 10 vs. UTEP (Feb. 9, 2017)

Plunked by four or more pitches in a game \_\_\_\_\_ 4 vs. Portland State (February 14, 2016)

Had two sacrifice flies in a game \_\_\_\_\_ 2 vs. South Dakota (March 6, 2018)  
 Had three sacrifice flies in a game \_\_\_\_\_ 3 vs. Binghamton (Feb. 28, 2015)  
 Had four sacrifice hits in a game \_\_\_\_\_ 4 vs. Stanford (March 23, 2014)

Stole four bases as a team \_\_\_\_\_ 4 vs. Coastal Carolina (March 2, 2018)

Left 10 runners on base \_\_\_\_\_ 10 vs. Coastal Carolina (March 3, 2018)  
 Left 12 runners on base \_\_\_\_\_ 12 at Oregon (April 1, 2017)  
 Left 13 runners on base \_\_\_\_\_ 13 vs. Texas A&M (Feb. 24, 2017)  
 Left 15 or more runners on base \_\_\_\_\_ 18 at Stanford (May 3, 2015)

Struck out eight times in a game \_\_\_\_\_ 12 vs. Oklahoma (Feb. 22, 2018)  
 Struck out 10 times in a game \_\_\_\_\_ 12 vs. Oklahoma (Feb. 22, 2018)  
 Struck out 11 times in a game \_\_\_\_\_ 12 vs. Oklahoma (Feb. 22, 2018)

### DEFENSIVE

Went consecutive games without an error \_\_\_\_\_ 8 games (March 2, 2018 -present)  
 Went three-consecutive games without an error \_\_\_\_\_ 8 games (March 2, 2018 -present)  
 Went four-consecutive games without an error \_\_\_\_\_ 8 games (March 2, 2018 -present)  
 Went five-consecutive games without an error \_\_\_\_\_ 8 games (March 2, 2018 -present)  
 \_\_\_\_\_ vs. Coastal Carolina (2x), New Mexico State, South Dakota, Georgetown and Minn. (x3)  
 Turned two doubles plays in a game \_\_\_\_\_ 3 vs. Texas State (Feb. 17, 2018)

Recorded three errors in a game \_\_\_\_\_ 4 vs. LIU Brooklyn (Feb. 23, 2018)  
 Recorded four errors in a game \_\_\_\_\_ 4 vs. LIU Brooklyn (Feb. 23, 2018)



**THE LAST TIME A SUN DEVIL TEAM...**
**PITCHING**

Tossed a shutout \_\_\_\_\_ vs Minn. (March 11, 2018)  
 Tossed two-consecutive shutouts \_\_\_\_\_ 5 vs.Coastal, NMSU, SDU GU and Minn (March 3-7, 2018)  
 Tossed three-consecutive shutouts \_\_\_\_\_ 5 vs.Coastal, NMSU, SDU GU and Minn (March 3-7, 2018)  
 Tossed four-consecutive shutouts \_\_\_\_\_ 5 vs.Coastal, NMSU, SDU GU and Minn (March 3-7, 2018)  
 Tossed five-consecutive shutouts \_\_\_\_\_ 5 vs.Coastal, NMSU, SDU GU and Minn (March 3-7, 2018)  
 Tossed a no-hitter \_\_\_\_\_ vs. UTEP (Feb. 9, 2017)  
 Tossed a perfect game \_\_\_\_\_ vs. UTEP (Feb. 9, 2017)  
 Tossed a one-hitter \_\_\_\_\_ 1 vs. Minn. (March 11, 2018)

Held an opponent to two hits \_\_\_\_\_ 1 vs. Minn. (March 11, 2018)  
 Held an opponent to three hits \_\_\_\_\_ 1 vs. Minn. (March 11, 2018)  
 Held an opponent to four hits \_\_\_\_\_ 1 vs. Minn. (March 11, 2018)  
 Held an opponent to five hits \_\_\_\_\_ 1 vs. Minn. (March 11, 2018)  
 Held an opponent to five or less hits in a loss \_\_\_\_\_

Struck out at least eight batters \_\_\_\_\_ 13 vs. Minn. (March 9, 2018)  
 Struck out 10 or more batters \_\_\_\_\_ 13 vs. Minn. (March 9, 2018)  
 Struck out 12 or more batters \_\_\_\_\_ 13 vs. Minn. (March 9, 2018)

Allowed 7 runs in a game \_\_\_\_\_ 7 vs. Oklahoma (Feb 22, 2018)  
 Allowed 8 runs in a game \_\_\_\_\_ 8 at Arizona (April 30, 2017)  
 Allowed 9 runs in a game \_\_\_\_\_ 9 at UCLA (May 1, 2016)  
 Allowed 10 runs in a game \_\_\_\_\_ 10 vs. Oregon (April 22, 2016)  
 Allowed 12 or more runs in a game \_\_\_\_\_ 12 vs. Washington (April 10, 2016)

Allowed 10 hits in a game \_\_\_\_\_ 10 vs. LIU Brooklyn (Feb. 23, 2018)  
 Allowed 11 hits in a game \_\_\_\_\_ 11 at Oregon (April 1, 2017)  
 Allowed 13 hits in a game \_\_\_\_\_ 13 at UCLA (April 29, 2016)  
 Allowed 14 hits in a game \_\_\_\_\_ 14 at Utah (April 16, 2016)  
 Allowed 16 or more hits in a game \_\_\_\_\_ 16 vs. Ohio State (March 13, 2016)

Allowed three doubles in a game \_\_\_\_\_ 3 vs Oklahoma (Feb. 22, 2018)  
 Allowed four doubles in a game \_\_\_\_\_ 4 vs Wichita State (Feb. 17, 2017)  
 Allowed two home runs in a game \_\_\_\_\_ 2 vs. Tennessee (Feb 8, 2018)  
 Allowed three home runs in a game \_\_\_\_\_ 3 at UCLA (May 1, 2016)  
 Allowed four home runs in a game \_\_\_\_\_ 4 vs. Washington (April 10, 2016)  
 Allowed five home runs in a game \_\_\_\_\_ 5 vs. UCLA (May 8, 2015)

Issued four walks to an opponent \_\_\_\_\_ 4 vs. Nebraska (Feb. 9, 2018)  
 Issued five walks to an opponent \_\_\_\_\_ 5 at Stanford (April 13, 2017)  
 Issued six walks to an opponent \_\_\_\_\_ 6 at Oregon (April 2, 2016)  
 Issued seven or more walks to an opponent \_\_\_\_\_ 8 at LSU (May 22, 2016)

Hit two batters in a game \_\_\_\_\_ 2 vs. San Diego (Feb. 19, 2018)  
 Hit three batters in a game \_\_\_\_\_ 3 vs. Michigan (March 2, 2017)

Failed to strikeout a single hitter in a game \_\_\_\_\_ vs. Virginia (Feb. 9, 2017)  
 Failed to issue a single walk in a game \_\_\_\_\_ vs. Cal State Fullerton (Feb. 25, 2018)


**TRISHA  
FORD**

Head Coach | First Season  
 St. Mary's '99  
 @Trisha\_Ford

**THE FORD FILE**

Hometown: Fermont, Calif.  
 Education: St. Mary's (1999)  
 Degree: Recreation, Park & Tourism Sciences

**CAREER HIGHLIGHTS**

- Graduated from Saint Mary's (1999)
- 2015 Mountain West Coach of the Year
- MW Championship (2015)
- 16 All-MW Honorees, 8 first-team
- Five All-Region Selections
- Two MW Player of the Year ('14, '15)
- 2015 MW Pitcher of the Year
- 19 MW Player/Pitcher of the Week
- Two Academic All-District Selections
- 23 MW All-Academic Honorees
- 20 NFCA Scholar Athletes
- 14 MW Scholar Athletes
- Two MW Runners-up Finishes

**COACHING EXPERIENCE**

2002-03: St. Mary's (Head Coach)  
 2004-12: Stanford (Assistant Coach)  
 2013-16: Fresno State (Head Coach)  
 2017-Present: Arizona State (Head Coach)

**FORD'S CAREER HEAD COACHING RECORD**

Year	School	Overall	Conference
2002	St. Mary's	17-37	
2003	St. Mary's	25-27	7-12
2013	Fresno State	18-13	11-7
2014	Fresno State	17-15	15-9
2015	Fresno State	40-15	20-4*
2016	Fresno State	42-12-1	22-1*
2017	Arizona State	31-22	9-15
2018	Arizona State	21-2	0-0
TOTAL		195-97-1	



# 2018 SUN DEVIL SOFTBALL

## 2017 SUN DEVIL RECORD WHEN...

	ALL	PAC-12
All Opponents	30-20	9-15
At Farrington	20-8	5-7
On the road	5-8	4-8
At neutral sites	5-4	0-0
Pac-12 Play	9-15	9-15
Non-Conference	21-5	0-0
Day Games	19-16	6-12
Night Games	11-4	3-3
Top 25 Teams	2-13	2-9
Top-10 Teams	2-9	2-9
Top-5 Teams	2-5	2-5
February	12-4	0-0
March	11-7	2-6
April	4-5	4-3
May	2-4	2-4
June	0-0	0-0
Monday	0-2	0-1
Tuesday	0-0	0-0
Wednesday	3-0	0-0
Thursday	4-1	1-0
Friday	9-3	3-3
Saturday	9-4	5-4
Sunday	3-7	0-8
vs Left-handed Starter	4-2	2-2
vs Right-handed Starter	26-18	7-13
1-Run games	3-9	1-7
2-Run games	4-3	1-1
5+Run games	14-3	5-3
Extra innings	3-2	1-1
Shutouts	10-8	4-6
Scoring 0-2 runs	0-12	0-7
Scoring 3-5 runs	9-7	1-7
Scoring 6-9 runs	15-1	5-1
Scoring 10+ runs	6-0	3-0
Opponent 0-2 runs	21-5	6-3
Opponent 3-5 runs	6-9	1-6
Opponent 6-9 runs	3-4	2-4
Opponent 10+ runs	0-2	0-2
Scored in 1st inning	12-1	4-1
Opp. scores in 1st inning	3-10	0-7
Scores first	25-2	8-1
Opponent scores first	5-18	1-14
Leading after the 3rd	24-1	8-1
Trailing after the 3rd	3-10	1-7
Tied after the 3rd	3-9	0-7
Leading after the 4th	25-2	8-2
Trailing after the 4th	2-11	1-8
Tied after the 4th	3-7	0-5
Leading after the 6th	15-1	3-1
Trailing after the 6th	2-12	1-8
Tied after the 6th	1-5	0-4
Hit 0 home runs	4-16	0-11
Hit 1 home run	13-0	2-0
Hit 2+ home runs	13-4	7-4
Opponent 0 home runs	20-9	6-6
Opponent 1 home run	9-7	2-5
Opponent 2+ HRs	1-4	1-4
Made 0 errors	13-7	4-5
Made 1 error	12-8	3-6
Made 2+ errors	5-5	2-4
Opponent made 0 errors	5-10	1-6
Opponent made 1 error	16-7	7-6
Opponent made 2+ errors	9-3	1-3
Out-hit opponent	23-3	7-3
Out-hit by opponent	4-15	1-10

## 2018 LONG BALL LOG

No.	Player	Date	Opponent (Date)	Pitcher	On Base	Inning	Outs	Count
1.	M. Hackbarth	Feb. 08	Tennessee	C. Arnold	.1..	2	0	0-3
2.	D. Gibson	Feb. 09	vs Purdue	Moody, K.	0..	2	1	3-2
3.	M. Howe	Feb. 09	vs Purdue	Moody, K.	0..	5	1	1-0
4.	<b>M. Hackbarth</b>	<b>Feb. 09</b>	<b>vs Purdue</b>	<b>Mullins, L.</b>	<b>...3</b>	<b>6</b>	<b>1</b>	<b>3-1</b>
5.	M. Howe	Feb. 09	Nebraska	Mergele	0..	1	2	2-2
6.	J.Gortarez	Feb. 10	Notre Dame	Holloway	.1..	1	0	1-2
7.	M. Howe	Feb. 11	Saint Mary's	McCoy	.1..	4	0	1-2
8.	M. Hackbarth	Feb. 16	North Dakota	VanDomelen	.1..	3	2	3-2
9.	D. Gibson	Feb. 16	North Dakota	VanDomelen	.1..	5	2	0-1
10.	D. Chatman	Feb. 17	Illinois State	Strandgard,S	.1..	5	1	0-0
11.	J.Gortarez	Feb. 17	Illinois State	Strandgard,S	.1..	5	2	0-0
12.	N. Chilson	Feb. 18	San Diego	Boos	..2.	2	2	2-2
13.	M. Hackbarth	Feb. 23	vs LIU Brooklyn	SOBIESKI, E.	..2.	4	0	1-2
14.	M. Hackbarth	Feb. 24	vs Liberty	DIMARTINO, J	.1..	1	2	2-0
15.	D. Gibson	Feb. 24	vs Liberty	DIMARTINO, J	0..	4	0	1-2
16.	D. Gibson	Feb. 25	vs Cal State Fullerton	H. Johnson	0..	2	0	1-0
17.	N. Chilson	Mar 03	Coastal Carolina	BeasleyPolko	..2.	5	1	0-0
18.	Stankiewicz	Mar 03	New Mexico State	Diaz, S	* 0..	6	0	1-0
19.	J.Gortarez	Mar 03	New Mexico State	Diaz, S	.1..	6	1	0-0
20.	J.Gortarez	Mar 06	South Dakota	Durham	.1..	1	0	1-0
21.	D. Gibson	Mar 06	South Dakota	Durham	0..	1	1	2-0
22.	D. Gibson	Mar 06	South Dakota	Durham	.1..	4	2	2-1
23.	N. Chilson	Mar 07	Georgetown	Pacha, A.	..2.	1	1	3-2
24.	M. Howe	Mar 07	Georgetown	Ortiz, I.	* 0..	4	0	0-0
25.	M. Howe	Mar 09	Minnesota	Fiser	0..	1	2	1-0
26.	D. Gibson	Mar 09	Minnesota	Fiser	* 0..	2	0	0-0
27.	D. Gibson	Mar 09	Minnesota	Fiser	..2.	3	1	3-2
28.	N. Chilson	Mar 11	Minnesota	Smith	.1..	1	2	1-1
29.	M. Hackbarth	Mar 11	Minnesota	Smith	.1..	4	0	0-0
30.	S. McCarty	Mar 11	Minnesota	Smith	0..	4	0	0-0
31.	D. Gibson	Mar 11	Minnesota	Fiser	* 0..	6	0	2-1

\*\*Grand Slam Counter: 1

\*\*Grand slams in bold

## 2018 OFFENSIVE STATISTICS

Player	avg	gp-gs	ab	r	h	2b	3b	hr	rbi	tb	slg%	bb	hp	so	gdp	ob%	sf	sh	sb-att	po	a	e	fld%
22 Hackbarth, Kindra	.423	23-23	71	18	30	5	3	0	12	41	.577	2	1	7	0	.446	0	1	3-4	20	3	0	1.000
47 Howe, Morgan	.413	21-21	63	17	26	4	0	5	18	45	.714	5	1	8	0	.464	0	0	0-2	12	2	1	.933
41 Gibson, Danielle	.411	21-21	56	15	23	6	0	9	20	56	1.000	8	0	6	0	.484	0	0	0-0	126	1	3	.977
1 McCarty, Skylar	.378	18-11	37	7	14	3	1	1	2	22	.595	3	1	7	0	.439	0	0	1-1	5	0	0	1.000
49 Chilson, Nichole	.333	22-20	48	11	16	2	0	4	18	30	.625	8	2	7	0	.441	1	0	0-0	11	0	0	1.000
15 Gortarez, Jade	.324	23-23	74	21	24	2	0	4	19	38	.514	3	5	9	0	.390	0	2	5-6	39	40	7	.919
10 Loomis, Bella	.324	16-12	34	10	11	1	0	0	5	12	.353	4	0	7	0	.395	0	0	2-2	13	12	1	.962
20 Stankiewicz, Marisa	.267	23-23	45	13	12	1	0	1	5	16	.356	13	3	17	0	.444	2	2	1-1	36	38	4	.949
13 Hackbarth, Maddi	.233	23-23	60	7	14	2	0	6	24	34	.567	11	0	13	0	.347	1	0	0-1	161	7	0	1.000
9 Leilua, Fa	.222	16-9	27	5	6	1	0	0	3	7	.259	9	0	4	0	.417	0	0	0-0	0	0	0	.000
26 Becerra, Taylor	.200	19-16	40	11	8	0	1	0	4	10	.250	6	0	9	0	.304	0	0	1-1	11	20	1	.969
-----																							
30 Tatnall, Alli	.500	3-0	2	0	1	0	0	0	0	1	.500	1	0	0	0	.667	0	0	1-1	0	0	0	.000
25 Wise, Breezy	.333	4-0	3	1	1	0	1	0	1	3	1.000	0	0	2	0	.333	0	0	0-0	0	0	0	.000
33 Chatman, DeNae	.316	12-5	19	2	6	3	0	1	3	12	.632	0	0	4	0	.300	1	0	0-0	1	0	0	1.000
3 Moss, Ashley	.000	11-0	2	6	0	0	0	0	0	0	.000	0	0	0	0	.000	0	0	0-0	0	0	0	.000
2 Steele, Brynley	.000	6-0	2	1	0	0	0	0	0	0	.000	0	0	2	0	.000	0	0	2-2	0	0	0	.000
12 Eisen, Missy	.000	2-0	2	0	0	0	0	0	0	0	.000	0	0	0	0	.000	0	0	0-0	0	0	0	.000
28 Maston, Rylee	.000	2-0	1	1	0	0	0	0	0	0	.000	1	0	1	0	.500	0	0	0-0	8	0	0	1.000
11 Cooper, Kwyn	.000	3-0	1	2	0	0	0	0	0	0	.000	0	0	1	0	.000	0	0	0-0	0	0	0	.000
Totals	.327	23	587	148	192	30	6	31	134	327	.557	74	13	104	0	.411	5	5	16-21	444	148	17	.972
Opponents	.171	23	533	41	91	16	1	13	40	148	.278	30	12	162	2	.231	1	4	7-8	404	159	28	.953

LOB - Team (134), Opp (96). DPs turned - Team (8), Opp (3).

## 2018 PITCHING STATISTICS

Player	era	w-l	app	gs	cg	sho	sv	ip	h	r	er	bb	so	2b	3b	hr	b/avg	wp	hp	bks	sfa	sha
77 Ryndak, Dale	0.58	4-0	6	5	0	0/3	0	24.0	21	9	2	5	12	2	0	2	.226	0	2	0	0	1
45 Juarez, G	1.09	8-1	12	10	7	5/1	2	64.0	27	10	10	15	98	7	0	5	.123	2	6	0	0	0
99 Macha, Breanna	2.20	8-1	12	7	5	0/2	0	51.0	39	21	16	9	45	7	1	5	.209	2	3	0	1	3
-----																						
23 Loza, Alyssa	0.78	1-0	4	1	0	0/2	0	9.0	4	1	1	1	7	0	0	1	.121	0	1	0	0	0
Totals	1.37	21-2	23	23	12	9/4	2	148.0	91	41	29	30	162	16	1	13	.171	4	12	0	1	4
Opponents	5.98	2-21	23	23	8	0/0	0	134.2	192	148	115	74	104	30	6	31	.327	23	13	0	5	5

PB - Team (2), M. Hackbarth 2, Opp (4). SBA/ATT - M. Hackbarth (7-8), D. Ryndak (2-3), G. Juarez (2-2), A. Loza (2-2), B. Macha (1-1).

**2018 RESULTS**

Date	Opponent	Score	Inns	Overall	Pac-12	Pitcher of record	Attend	Time
Feb 08, 2018	#11 TENNESSEE	L 4-7	7	0-1-0	0-0-0	G. Juarez (L 0-1)	740	2:10
Feb 09, 2018	vs Purdue	w 9-1	6	1-1-0	0-0-0	D. Ryndak (W 1-0)	240	2:11
Feb 09, 2018	NEBRASKA	w 6-4	7	2-1-0	0-0-0	B. Macha (W 1-1)	859	2:40
Feb 10, 2018	NOTRE DAME	w 9-1	6	3-1-0	0-0-0	G. Juarez (W 1-1)	876	2:10
Feb 11, 2018	INDIANA	w 2-1	7	4-1-0	0-0-0	B. Macha (W 2-0)	565	1:50
Feb 11, 2018	SAINT MARY'S	w 8-4	6	5-1-0	0-0-0	A. Loza (W 1-0)	436	2:03
Feb 16, 2018	NORTH DAKOTA	w 8-0	5	6-1-0	0-0-0	D. Ryndak (W 2-0)	570	1:29
Feb 17, 2018	ILLINOIS STATE	w 9-1	5	7-1-0	0-0-0	B. Macha (W 3-0)	700	1:30
Feb 17, 2018	TEXAS STATE	w 4-3	(8)	8-1-0	0-0-0	B. Macha (W 4-0)	540	2:30
Feb 18, 2018	SAN DIEGO	w 7-0	7	9-1-0	0-0-0	G. Juarez (W 2-1)	624	1:53
Feb 22, 2018	vs Mississippi State	w 3-1	7	10-1-0	0-0-0	G. Juarez (W 3-1)	220	1:39
Feb 22, 2018	vs #4 Oklahoma	L 2-7	7	10-2-0	0-0-0	B. Macha (L 4-1)	332	1:45
Feb 23, 2018	vs LIU Brooklyn	w 9-5	7	11-2-0	0-0-0	D. Ryndak (W 3-0)	235	2:05
# Feb 24, 2018	vs Liberty	w 6-0	7	12-2-0	0-0-0	G. Juarez (W 4-1)	183	2:08
Feb 25, 2018	vs Cal State Fullerton	w 7-3	7	13-2-0	0-0-0	B. Macha (W 5-1)	228	1:50
Mar 02, 2018	COASTAL CAROLINA	w 4-2	7	14-2-0	0-0-0	B. Macha (W 6-1)	420	2:10
Mar 03, 2018	COASTAL CAROLINA	w 8-0	6	15-2-0	0-0-0	G. Juarez (W 5-1)	594	1:50
Mar 03, 2018	NEW MEXICO STATE	w 3-0	7	16-2-0	0-0-0	B. Macha (W 7-1)	559	1:42
Mar 06, 2018	SOUTH DAKOTA	w 8-0	5	17-2-0	0-0-0	G. Juarez (W 6-1)	891	1:30
Mar 07, 2018	GEORGETOWN	w 13-0	5	18-2-0	0-0-0	D. Ryndak (W 4-0)	820	1:38
Mar 09, 2018	MINNESOTA	w 6-0	7	19-2-0	0-0-0	G. Juarez (W 7-1)	1374	1:52
Mar 11, 2018	MINNESOTA	w 9-1	5	20-2-0	0-0-0	B. Macha (W 8-1)	0	1:35
Mar 11, 2018	MINNESOTA	w 4-0	7	21-2-0	0-0-0	G. Juarez (W 8-1)	1353	1:40

( ) extra inning game



## 2018 GAME-BY-GAME OFFENSIVE STATISTICS

Date	Opponent	ab	r	h	rbi	2b	3b	hr	tb	bb	ibb	sb	cs	hbp	sac	sf	gdp	k	po	a	e	lob	avg
Feb 08	TENNESSEE	31	4	11	4	1	0	1	15	3	0	0	0	0	0	0	0	5	21	5	1	9	.355
Feb 09	vs Purdue	25	9	11	9	2	0	3	22	7	0	0	0	1	0	0	0	0	18	7	0	8	.393
Feb 09	NEBRASKA	23	6	6	5	1	1	1	12	4	0	0	0	0	0	2	0	2	21	6	1	5	.354
Feb 10	NOTRE DAME	24	9	8	6	1	0	1	12	6	0	2	0	0	1	1	0	5	18	7	1	6	.350
Feb 11	INDIANA	23	2	6	2	1	0	0	7	2	0	0	0	0	1	0	0	6	21	8	0	6	.333
Feb 11	SAINT MARY'S	26	8	9	8	3	0	1	15	2	0	0	0	1	0	0	0	2	18	4	2	6	.336
Feb 16	NORTH DAKOTA	23	8	10	7	1	0	2	17	3	0	1	0	0	0	0	0	4	15	5	2	4	.349
Feb 17	ILLINOIS STATE	25	9	11	6	3	0	2	20	4	0	0	0	0	0	0	0	0	15	7	0	6	.360
Feb 17	TEXAS STATE	29	4	7	3	2	0	0	9	3	0	0	2	0	0	0	0	10	24	14	0	6	.345
Feb 18	SAN DIEGO	25	7	9	6	3	1	1	17	2	0	0	0	3	0	0	0	5	21	4	0	5	.346
Feb 22	vs Mississippi State	28	3	5	3	2	0	0	7	2	0	1	0	0	0	0	0	6	21	5	1	6	.330
Feb 22	vs Oklahoma	24	2	3	2	0	0	0	3	3	0	0	0	0	1	0	0	12	21	10	2	5	.314
Feb 23	vs LIU Brooklyn	34	9	13	9	2	0	1	18	4	0	2	0	1	0	0	0	5	21	11	4	9	.321
Feb 24	vs Liberty	29	6	8	6	1	0	2	15	1	0	0	0	1	0	0	0	3	21	6	1	4	.317
Feb 25	vs Cal State Fullerton	28	7	12	7	0	0	1	15	2	0	0	0	1	0	0	0	2	21	13	2	6	.325
Mar 02	COASTAL CAROLINA	27	4	6	2	3	0	0	9	5	0	4	0	0	0	0	0	9	21	6	0	10	.318
Mar 03	COASTAL CAROLINA	24	8	9	8	1	0	1	13	6	0	1	0	1	1	0	0	5	18	0	0	8	.321
Mar 03	NEW MEXICO STATE	22	3	4	3	0	0	2	10	0	0	0	1	0	0	0	0	2	21	8	0	1	.315
Mar 06	SOUTH DAKOTA	23	8	9	8	1	2	3	23	2	0	3	0	1	0	2	0	3	15	2	0	6	.318
Mar 07	GEORGETOWN	20	13	10	12	1	2	2	21	5	0	1	1	1	0	0	0	4	15	7	0	2	.326
Mar 09	MINNESOTA	25	6	8	6	0	0	3	17	3	0	0	1	0	1	0	0	3	21	2	0	5	.325
Mar 11	MINNESOTA	25	9	10	9	0	0	3	19	3	0	0	0	1	0	0	0	0	15	5	0	6	.329
Mar 11	MINNESOTA	24	4	7	3	1	0	1	11	2	0	1	0	1	0	0	0	11	21	6	0	5	.327
Totals		587	148	192	134	30	6	31	327	74	0	16	5	13	5	5	0	104	444	148	17	134	.327

## 2018 GAME-BY-GAME PITCHING STATISTICS

Date	Opponent	ip	h	r	er	bb	so	2b	3b	hr	wp	bk	hbp	dp	ibb	score	w-l	sv	era
Feb 08	TENNESSEE	7.0	6	7	7	3	12	2	0	2	0	0	1	0	0	4-7	0-1	0	7.00
Feb 09	vs Purdue	6.0	2	1	1	3	3	0	0	1	0	0	2	1	0	9-1	1-1	0	4.31
Feb 09	NEBRASKA	7.0	3	4	4	4	6	1	0	1	1	0	1	1	0	6-4	2-1	1	4.20
Feb 10	NOTRE DAME	6.0	3	1	1	1	10	1	0	1	0	0	0	0	0	9-1	3-1	1	3.50
Feb 11	INDIANA	7.0	2	1	1	0	8	0	0	1	0	0	0	0	0	2-1	4-1	2	2.97
Feb 11	SAINT MARY'S	6.0	8	4	1	1	2	0	0	1	0	0	0	0	0	8-4	5-1	2	2.69
Feb 16	NORTH DAKOTA	5.0	1	0	0	1	4	0	0	0	0	0	0	0	0	8-0	6-1	2	2.39
Feb 17	ILLINOIS STATE	5.0	2	1	1	1	2	0	0	1	0	0	0	0	0	9-1	7-1	2	2.29
Feb 17	TEXAS STATE	8.0	9	3	2	3	6	0	0	1	0	0	1	3	0	4-3	8-1	2	2.21
Feb 18	SAN DIEGO	7.0	3	0	0	1	9	1	0	0	1	0	2	0	0	7-0	9-1	2	1.97
Feb 22	vs Mississippi State	7.0	1	1	1	1	12	0	0	1	0	0	0	0	0	3-1	10-1	2	1.87
Feb 22	vs Oklahoma	7.0	8	7	3	3	5	3	0	2	1	0	0	0	0	2-7	10-2	2	1.97
Feb 23	vs LIU Brooklyn	7.0	10	5	1	0	4	0	0	1	0	0	0	1	0	9-5	11-2	2	1.89
Feb 24	vs Liberty	7.0	3	0	0	3	10	0	0	0	1	0	1	1	0	6-0	12-2	2	1.75
Feb 25	vs Cal State Fullerton	7.0	6	3	3	0	2	1	1	0	0	0	0	0	0	7-3	13-2	2	1.84
Mar 02	COASTAL CAROLINA	7.0	6	2	2	1	10	1	0	0	0	0	1	0	0	4-2	14-2	2	1.85
Mar 03	COASTAL CAROLINA	6.0	1	0	0	1	13	1	0	0	0	0	1	0	0	8-0	15-2	2	1.75
Mar 03	NEW MEXICO STATE	7.0	5	0	0	0	6	2	0	0	0	0	1	0	0	3-0	16-2	2	1.65
Mar 06	SOUTH DAKOTA	5.0	4	0	0	1	11	0	0	0	0	0	0	1	0	8-0	17-2	2	1.58
Mar 07	GEORGETOWN	5.0	1	0	0	1	5	0	0	0	0	0	0	0	0	13-0	18-2	2	1.52
Mar 09	MINNESOTA	7.0	2	0	0	1	13	2	0	0	0	0	0	0	0	6-0	19-2	2	1.44
Mar 11	MINNESOTA	5.0	4	1	1	0	4	1	0	0	0	0	1	0	0	9-1	20-2	2	1.44
Mar 11	MINNESOTA	7.0	1	0	0	0	5	0	0	0	0	0	0	0	0	4-0	21-2	2	1.37
Totals		148.0	91	41	29	30	162	16	1	13	4	0	12	8	0	148-41	21-2	2	1.37

## NUMERICAL ROSTER

No.	Name	Pos.	B/T	HT	Yr.	Hometown (Prev School)
1	Skylar McCarty	OF	L/R	5-2	Jr.	Peoria, AZ. / Centennial, AZ.
2	Brynley Steele	OF	R/R	5-4	Sr.	Yorba Linda, Calif. / Esperanza High School
3	Ashley Moss	OF	L/R	5-3	Fr.	Fullerton, Calif. / Sunny Hills
5	Randi Farricker	INF	R/R	6-0	So.	Glendora, Calif. / Glendora
9	Fa Leilua	OF	R/R	5-9	Jr.	Manhattan Beach Calif. / Hawthorne
10	Bella Loomis	INF	L/R	5-5	Fr.	Chandler, Ariz. / Hamilton
11	Kwyn Cooper	INF	R/R	5-6	Sr.	Castro Valley, Calif. / California / UNLV
12	Missy Eisen	INF	R/R	5-6	Jr.	Fairfield, Calif. / Angelo Rodriguez, Calif.
13	Maddi Hackbarth	C	R/R	5-8	So.	Oakdale, Calif. / Oakdale / Fresno State
15	Jade Gortarez	INF	R/R	5-6	So.	Riverside, Calif. / Hillcrest / Texas
20	Marisa Stankiewicz	INF	R/R	5-5	R-Sr.	Gilbert, Ariz. / Gilbert High School
22	Kindra Hackbarth	OF	L/L	5-7	So.	Oakdale, Calif. / Oakdale
23	Alyssa Loza	RHP	R/R	5-6	So.	Torrance, Calif. / North Torrance
25	Brianna (Breezy) Wise	OF	L/R	5-6	So.	Camarillo, Calif. / Newbury Park
26	Taylor Becerra	INF	L/R	5-6	Jr.	Whittier, Calif. / La Serna
28	Rylee Maston	C	R/R	5-10	Fr.	in Lancaster, Calif. / Paraclete
30	Allison (Alli) Tatnall	OF	L/R	5-3	So.	Windsor Hills, Calif. / El Segundo
33	DeNae Chatman	UT	R/R	5-11	Fr.	Goodyear, Ariz. / Millennium
41	Danielle Gibson	INF	L/R	6-0	Fr.	Murrietta, Calif. / Murrieta Valley
45	Giselle "G" Juarez	LHP	L/L	6-0	So.	Glendale, Ariz. / Glendale Mountain Ridge
47	Morgan Howe	OF	L/R	5-7	Jr.	Poway, Calif. / West View / Fresno State
49	Nichole Chilson	OF	L/R	5-6	Sr.	Menifee, Calif. / Heritage
77	Dale Ryndak	RHP	R/R	5-5	Sr.	Downers Grove, Ill. / Downers Grove North
99	Breanna Macha	RHP	R/R	5-6	Sr.	Mesa, Ariz. / Red Mountain

## ALPHABETICAL ROSTER

No.	Name	Pos.	B/T	Ht.	Yr.	Hometown (Prev School)
26	Becerra, Taylor	INF	L/R	5-6	Jr.	Whittier, Calif. / La Serna
33	Chatman, DeNae	UT	R/R	5-11	Fr.	Goodyear, Ariz. / Millennium
49	Chilson, Nichole	OF	L/R	5-6	Sr.	Menifee, Calif. / Heritage
11	Cooper, Kwyn	INF	R/R	5-6	Sr.	Castro Valley, Calif. / California / UNLV
12	Eisen, Missy	INF	R/R	5-6	Jr.	Fairfield, Calif. / Angelo Rodriguez, Calif.
5	Farricker, Randi	INF	R/R	6-0	So.	Glendora, Calif. / Glendora
41	Gibson, Danielle	INF	L/R	6-0	Fr.	Murrietta, Calif. / Murrieta Valley
15	Gortarez, Jade	INF	R/R	5-6	So.	Riverside, Calif. / Hillcrest / Texas
22	Hackbarth, Kindra	OF	L/L	5-7	So.	Oakdale, Calif. / Oakdale
13	Hackbarth, Maddi	C	R/R	5-8	So.	Oakdale, Calif. / Oakdale / Fresno State
47	Howe, Morgan	OF	L/R	5-7	Jr.	Poway, Calif. / West View / Fresno State
45	Juarez, Giselle "G"	LHP	L/L	6-0	So.	Glendale, Ariz. / Glendale Mountain Ridge
9	Leilua, Fa	OF	R/R	5-9	Jr.	Manhattan Beach Calif. / Hawthorne
10	Loomis, Bella	INF	L/R	5-5	Fr.	Chandler, Ariz. / Hamilton
23	Loza, Alyssa	RHP	R/R	5-6	So.	Torrance, Calif. / North Torrance
99	Macha, Breanna	RHP	R/R	5-6	Sr.	Mesa, Ariz. / Red Mountain
28	Maston, Rylee	C	R/R	5-10	Fr.	in Lancaster, Calif. / Paraclete
1	McCarty, Skylar	OF	L/R	5-2	Jr.	Peoria, AZ. / Centennial, AZ.
3	Moss, Ashley	OF	L/R	5-3	Fr.	Fullerton, Calif. / Sunny Hills
77	Ryndak, Dale	RHP	R/R	5-5	Sr.	Downers Grove, Ill. / Downers Grove North
20	Stankiewicz, Marisa	INF	R/R	5-5	R-Sr.	Gilbert, Ariz. / Gilbert High School
2	Steele, Brynley	OF	R/R	5-4	Sr.	Yorba Linda, Calif. / Esperanza High School
30	Tatnall, Allison (Alli)	OF	L/R	5-3	So.	Windsor Hills, Calif. / El Segundo
25	Wise, Brianna (Breezy)	OF	L/R	5-6	So.	Camarillo, Calif. / Newbury Park

### PRO-NUN-SEE-AY-SHUNS

Ulufa "Fa" Leilua - ooo-loo-FAW "FAW" lay-LOO-uh

Breanna Macha - bree-ANN-uh maw-haw

Dale Ryndak - rin-DAK

Marisa Stankiewicz - STANK-uh-witz

Brynley Steele - BRIN-lee

## 2017 TROPHY CASE

### NFCA All-West Region

Fa Leilua - 1st Team

Sashel Palacios - 2nd Team

Breeana Macha - 3rd Team

Taylor Becerra - 3rd Team

Chelsea Gonzales - 3rd Team

### All-Pac-12 Team

Sashel Palacios - 1st Team

Chelsea Gonzales - 1st Team

Taylor Becerra - 3rd Team

Breanna Macha - 3rd Team

### Pac-12 All-Freshman Team

G Juarez

### CoSIDA Academic All-District


Sashel Palacios - 1st Team

### Pac-12 All-Academic Team

Margaret Stahm - 1st Team

Skylar McCarty - HM


Sashel Palacios- HM



**TAYLOR  
BECERRA**  
INF | L/R | JR.




**DENAE  
CHATMAN**  
INF | R/R | FR.



**NICHOLE  
CHILSON**  
OF | L/R | SR.



**KWYN  
COOPER**  
INF | R/R | SR.



**MELISSA  
EISEN**  
INF | R/R | JR.



**RANDI  
FARRICKER**  
INF | R/R | SO.



**DANIELLE  
GIBSON**  
INF | L/R | FR.



**JADE  
GORTAREZ**  
INF | R/R | SO.



**KINDRA  
HACKBARTH**  
OF | L/L | SO.



**MADDI  
HACKBARTH**  
C | R/R | SO.



**MORGAN  
HOWE**  
OF | L/R | JR.



**"G"  
JUAREZ**  
LHP | L/L | SO.



**FA  
LEILUA**  
OF | R/R | JR.



**BELLA  
LOOMIS**  
INF | L/R | FR.



**ALYSSA  
LOZA**  
RHP | R/R | SO.



**BREANNA  
MACHA**  
RHP | R/R | SR.



**RYLEE  
MASTON**  
INF | R/R | FR.



**SKYLAR  
MCCARTY**  
OF | L/R | JR.



**ASHLEY  
MOSS**  
OF | L/R | FR.



**DALE  
RYNDAK**  
RHP | R/R | SR.



**MARISA  
STANKIEWICZ**  
INF | R/R | SR.



**BRYNLEY  
STEELE**  
OF | R/R | SR.



**ALI  
TATNALL**  
OF | L/R | SO.



**BRIANNA  
WISE**  
OF | L/R | SO.



## ASU POSTSEASON RESULTS

### 1987 (2-2) - T-7th Place

ASU 5, Arizona 3 \$  
ASU 5, Arizona 0 \$  
UCLA 1, ASU 0 ^  
Fresno State 3, ASU 0 ^

### 1989 (1-2)

ASU 2, Utah State 0 \$  
Arizona 3, ASU 2 (8 inn) \$  
Arizona 4, ASU 0 \$

### 1990 (1-2)

ASU 1, Arizona 0 \$  
Arizona 1, ASU 0 \$  
Arizona 9, ASU 5 \$

### 1991 (0-2)

Arizona 4, ASU 2 \$  
Arizona 4, ASU 0 \$

### 1993 (0-2)

5/21 Arizona 1, ASU 0 \$  
5/22 Arizona 7, ASU 2 \$

### 1997 (1-2)

#### Tucson Regional

5/16 Nebraska 10, ASU 1 (6 inn) \$  
5/17 ASU 12, Rider 0 (5 inn) \$  
5/17 Nebraska 2, ASU 1 \$

### 1998 (1-2)

#### Tampa Regional

5/15 Texas 6, ASU 0 \$  
5/16 ASU 1, Florida 0 \$  
5/16 South Florida 1, ASU 0 \$

### 1999 (4-3) - T-7th Place

#### Amm Arbor Regional

5/20 ASU 2, Central Michigan 1 (8 inn) \$  
5/21 ASU 1, Nebraska 0 \$  
5/22 ASU 2, FAU 1 \$  
5/23 Nebraska 2, ASU 1 (8 inn) \$  
5/23 ASU 4, Nebraska 2 \$

#### WCWS

5/27 Washington 4, ASU 1 ^  
5/29 California 2, ASU 0 ^

### 2000 (3-2)

#### Tempe Regional

5/18 ASU 9, Coastal Carolina 1 \$  
5/19 ASU 4, Texas A&M 2 \$  
5/20 Alabama 4, ASU 1 \$  
5/20 ASU 2, Coastal Carolina 1 \$  
5/21 Alabama 3, ASU 1 \$

### 2001 (2-2)

#### Baton Rouge Regional

5/17 ASU 4, Penn State 1 \$  
5/18 ASU 2, Louisiana Lafayette 1 \$  
5/19 LSU 3, ASU 2 \$  
5/19 Louisiana Lafayette 5, ASU 0 \$

### 2002 (6-2) - T-3rd Place

#### Lafayette Regional

5/16 ASU 4, Mississippi State 1 \$  
5/18 ASU 1, UMass 0 \$  
5/18 ASU 3, LSU 2 (8 inn) \$  
5/19 ASU 4, LSU 1 \$

#### WCWS

5/23 ASU 2, Michigan 1 ^  
5/24 Arizona 1, ASU 0 (8 inn) ^  
5/25 ASU 2, UCLA 1 ^  
5/26 California 3, ASU 0 ^

### 2003 (2-2)

#### Austin Regional

5/15 Texas State 1, ASU 0 \$  
5/16 ASU 6, Tennessee Tech 0 \$  
5/16 ASU 4, LSU 1 \$  
5/17 Hawai'i 4, ASU 2 \$

### 2005 (1-2)

#### Tuscaloosa Regional

5/20 ASU 10, Hofstra 1 (5 inn) \$  
5/21 Alabama 3, ASU 1 \$  
5/21 Hofstra 2, ASU 1 \$

### 2006 (6-2) - T-5th Place

#### Hempstead Regional

5/19 ASU 6, Long Island 0 \$  
5/20 ASU 2, Hofstra 0 \$  
5/21 ASU 5, Penn State 0 \$

#### Tempe Super Regional

5/26 ASU 6, Florida State 1 %  
5/27 ASU 5, Florida State 1 %

#### WCWS

6/1 Texas 2, ASU 0 ^  
6/3 ASU 3, Oregon State 1 ^  
6/3 Tennessee 3, ASU 1 (9 inn) ^

### 2007 (5-2) - T-7th Place

#### Provo Regional

5/17 ASU 2, Southern Utah 1 (9 inn) \$  
5/18 ASU 7, BYU 1 \$  
5/19 ASU 6, BYU 3 \$

#### Tempe Super Regional

5/25 ASU 1, LSU 0 (10 inn) %  
5/26 ASU 7, LSU 4 %

#### WCWS

5/31 Northwestern 2, ASU 0 ^  
6/2 DePaul 3, ASU 1 ^

### 2008 (10-0) - NCAA Champions

#### Tempe Regional

5/16 ASU 4, Stony Brook 0 \$  
5/17 ASU 10, Hawai'i 0 (6 inn) \$  
5/18 ASU 8, Hawai'i 0 (5 inn) \$

#### Tempe Super Regional

5/23 ASU 3, Northwestern 1 %  
5/24 ASU 9, Northwestern 0 (6 inn) %

#### WCWS

5/29 ASU 3, Alabama 1 ^  
5/30 ASU 4, UCLA 0 ^  
6/1 ASU 3, Alabama 1 ^  
6/2 ASU 3, Texas A&M 0 ^  
6/3 ASU 11, Texas A&M 0 ^

### 2009 (7-3) - T-5th

#### Tempe Regional

5/15 ASU 5, South Dakota State 0 \$  
5/16 LSU 10, ASU 2 \$  
5/16 ASU 7, Cal State Fullerton 0 \$  
5/17 ASU 6, LSU 4 \$  
5/17 ASU 5, LSU 0 \$

#### Tempe Super Regional

5/22 ASU 3, North Dakota State 0 %  
5/23 ASU 11, North Dakota State 0 %

#### WCWS

5/28 ASU 7, Missouri 3 ^  
5/29 Washington 1, ASU 0 ^  
5/30 Alabama 6, ASU 2 ^

### 2010 (3-2)

#### Amherst Regional

5/21 ASU 6, Boston 1 \$  
5/22 ASU 3, LIU Brooklyn 2 \$  
5/23 ASU 9, LIU Brooklyn 1 \$

### Gainesville Super Regional

5/29 Florida 8, ASU 0 %  
5/30 Florida 5, ASU 2 %

### 2011 (10-0) - NCAA Champions

#### Tempe Regional

5/20 ASU 10, North Dakota State 0 (5 inn) \$  
5/21 ASU 8, Long Beach State 0 (5 inn) \$  
5/22 ASU 6, San Diego State 1 \$

#### Tempe Super Regional

5/26 ASU 3, Texas A&M 2 %  
5/27 ASU 4, Texas A&M 2 %

#### WCWS

6/2 ASU 3, Oklahoma 1 ^  
6/3 ASU 6, Florida 5 ^  
6/5 ASU 4, Baylor 0 ^  
6/6 ASU 14, Florida 4 ^  
6/7 ASU 7, Florida 2 ^

### 2012 (7-4) - 4th

#### Tempe Regional

5/18 ASU 9, LIU Brooklyn 0 \$  
5/19 ASU 3, Syracuse 1 \$  
5/20 Syracuse 1, ASU 0 \$  
5/20 ASU 4, Syracuse 0 \$

#### Tempe Super Regional

5/24 Louisiana Lafayette 6, ASU 0 %  
5/25 ASU 9, Louisiana Lafayette 2 %  
5/25 ASU 8, Louisiana Lafayette 0 %

#### WCWS

5/31 ASU 3, Oregon 1 ^  
6/1 Alabama 2, ASU 1 ^  
6/2 ASU 6, LSU 0 ^  
6/3 Oklahoma 5, ASU 3 ^

### 2013 (5-2) - T-7th

#### Tempe Regional

5/17 ASU 5, San Jose State 2 \$  
5/18 ASU 2, Georgia 0 \$  
5/19 ASU 2, Georgia 0 \$

#### Tempe Super Regional

5/25 ASU 5, Kentucky 4 %  
5/26 ASU 5, Kentucky 2 %

#### WCWS

5/30 Texas 6, ASU 3 ^  
6/1 Michigan 2, ASU 0 ^

### 2014 (2-2)

#### Tempe Regional

5/16 ASU 8, Dartmouth 0 \$  
5/17 ASU 4, Michigan 1 \$  
5/18 Michigan 4, ASU 3 \$  
5/18 Michigan 5, ASU 4 \$

### 2015 (2-2)

#### Baton Rouge Regional

5/15 ASU 2, Nebraska 2 \$  
5/16 ASU 1, LSU 0 \$  
5/17 LSU 5, ASU 0 \$  
5/17 LSU 4, ASU 3 (9) \$

### 2016 (2-2)

#### Baton Rouge Regional

5/20 ASU 2, McNeese St. 5 \$  
5/21 ASU 1, LIU-B 0 \$  
5/21 ASU 3, McNeese St. 2 \$  
5/17 ASU 0, LSU 4 \$

### 2017 (1-2)

#### Oxford Regional

5/19 ASU 9, North Carolina 3 \$  
5/20 ASU 0, Ole Miss 2 \$  
5/20 ASU 2, North Carolina 3 \$