

2023-24 SUN DEVIL WBB GAME NOTES

2023-24 Schedule/Results (10-13, 2-9 Pac-12)

DAY & DATE	OPPONENT	TIME/RESULT
MON., NOV. 6	UTSA (ASU Live Stream)	W, 70-55

FRI., NOV. 10	MONTANA STATE (ASU Live Stream)	W, 75-62
---------------	---------------------------------	----------

MON., NOV. 13	SAN FRANCISCO (ASU Live Stream)	W, 77-69
---------------	---------------------------------	----------

Pac-12/SWAC Legacy Series

Thurs., Nov. 16	at Grambling State	L, 67-70
-----------------	--------------------	----------

SUN., NOV. 19	IDAHO STATE (ASU Live Stream)	W, 72-40
---------------	-------------------------------	----------

Virgin Islands Paradise Jam (Nov. 23-25/ St. Thomas, U.S. Virgin Islands)

Thurs., Nov. 23	vs. No. 12/11 Texas (ESPN+)	L, 42-84
-----------------	-----------------------------	----------

Fri., Nov. 24	vs. South Florida (ESPN+)	W, 66-49
---------------	---------------------------	----------

Sat., Nov. 25	vs. High Point (ESPN+)	W, 77-69
---------------	------------------------	----------

BRIANN JANUARY CLASSIC DEC. 1-2/TEMPE, ARIZ.

FRI., DEC. 1	PACIFIC (Pac-12 Arizona)	W, 76-66
--------------	--------------------------	----------

SAT., DEC. 2	XAVIER (ASU Live Stream)	Canceled
--------------	--------------------------	----------

FRI., DEC. 8	GRAND CANYON (ASU Live Stream)	L, 59-66
--------------	--------------------------------	----------

SUN., DEC. 17	ARIZONA* (Pac-12 Networks)	L, 52-91
---------------	----------------------------	----------

Jerry Colangelo's 2023 Hall of Fame Series, Phoenix, Ariz.

Wed., Dec. 20	vs. Fresno State	W, 80-76
---------------	------------------	----------

SAT., DEC. 30	SANTA CLARA (ASU Live Stream)	L, 55-65
---------------	-------------------------------	----------

FRI., JAN. 5	No. 15/12 UTAH* (Pac-12 Networks)	L, 41-58
--------------	-----------------------------------	----------

SUN., JAN. 7	No. 5/7 COLORADO* (Pac-12 Networks)	L, 68-81
--------------	-------------------------------------	----------

Fri., Jan. 12	at Oregon* (Pac-12 Networks)	L, 53-65
---------------	------------------------------	----------

Sun., Jan. 14	at Oregon State* (Pac-12 Networks)	L, 55-92
---------------	------------------------------------	----------

Fri., Jan. 19	at Washington State* (Pac-12 Networks)	L, 64-79
---------------	--	----------

Sun., Jan. 21	at Washington* (Pac-12 Networks)	W, 73-65
---------------	----------------------------------	----------

FRI., JAN. 26	NO. 6/5 STANFORD* (Pac-12 Networks)	L, 50-80
---------------	-------------------------------------	----------

SUN., JAN. 28	CAL* (Pac-12 Networks)	W, 76-71
---------------	------------------------	----------

Sun., Feb. 4	at Arizona* (Pac-12 Networks)	L, 52-63
--------------	-------------------------------	----------

Fri., Feb. 9	at No. 10/11 USC* (Pac-12 Networks)	L, 81-63
--------------	-------------------------------------	----------

Sun., Feb. 11	at No. 9/10 UCLA* (Pac-12 Networks)	1 p.m. MST/12 p.m. PST
---------------	-------------------------------------	------------------------

FRI., FEB. 16	WASHINGTON* (Pac-12 Networks)	6 P.M. MST
---------------	-------------------------------	------------

SUN., FEB. 18	WASHINGTON STATE* (Pac-12 Networks)	12 P.M. MST
---------------	-------------------------------------	-------------

Fri., Feb. 23	at Cal* (Pac-12 Networks)	8 p.m. MST/7 p.m. PST
---------------	---------------------------	-----------------------

Sun., Feb. 25	at Stanford* (Pac-12 Networks)	1 p.m. MST/12 p.m. PST
---------------	--------------------------------	------------------------

THURS., FEB. 29	UCLA* (Pac-12 Networks)	7 P.M. MST
-----------------	-------------------------	------------

SAT., MAR. 2	USC* (Pac-12 Networks)	12 P.M. MST
--------------	------------------------	-------------

2024 Pac-12 Women's Basketball Tournament

Mar. 6, 7, 8, 10	TBD	TBD
------------------	-----	-----

Home games (listed in **BOLD CAPS**) played at Desert Financial Arena.

* - Pac-12 Game

Game No. 24

Arizona State
(10-13, 2-9 Pac-12)

at

No. 9/10 UCLA
(18-4, 7-4 Pac-12)

Sunday, February 11, 2024

1 p.m. MST • Pauley Pavilion • Los Angeles
Pac-12 Arizona/Los Angeles • KDUS AM 1060

UP NEXT

The Sun Devil women's basketball team (10-13, 2-9 Pac-12) concludes an unforgiving stretch of playing seven of nine games on the road on Sunday (1 p.m. MST) when they play at No. 9 UCLA (18-4, 7-4).

SETTING THE SCENE IN SONG

If there was one song that would best describe the Sun Devil women's basketball team's current plight, one of the fastest that would come to mind would be Willie Nelson's, 'On the Road Again.' The reason? Because this weekend's games in the City of Angels concludes a stretch in which ASU will have completed the undesirable assignment of playing seven of nine games on the road. The numbers 4-2-3 do not relate to any sort of top-secret combination, but rather the sequence of road/home/road games of ASU's current nine-game stretch.

The series of games started with ASU traveling to the second furthest state out of all their possible conference road trips: ASU lost at Oregon 65-53 and 92-55 at Oregon State. After returning to Tempe, ASU traveled back to the Pacific Northwest – less than a week later – only this time for its longest Pac-12 road trip for games at Washington State (lost 79-64) and at Washington where it came up with one of its best performances in a 73-65 win. To come away with its first success in league play, it had to overcome a Washington squad that had lost only once at home (coming into the game) and came into the game first in the Pac-12 and seventh in the nation in scoring defense (52.4 ppg).

Jalyn Brown (11-20 FGs, 4-5 3FGs, 8-8 FTs) posted her second 30-point game of the season, finishing with 34 points (scored 35 vs. Colorado on Jan. 7). ASU's 73 points represented the most given up by UW (at the time). Furthermore, ASU tied a Washington opponent high (at the time) by hitting eight triples. ASU was 61.5 percent (8-13) from downtown against the Pac-12's top team/No. 13 in the nation in 3-point FG percentage defense (24.8 percent coming into the game).

In between losses vs Stanford (80-50 on Jan. 26) and at Arizona (63-52 on Feb. 4), ASU had its finest offensive performance in recent memory in a 76-71 win over Cal (Jan. 28). Five players scored in double figures led by Brown, who had a game-high 21 points to help ASU accumulate its season-high point total in conference play. Jaddan Simmons scored 15 points to go with a game-high four steals; Journey Thompson (game high-tying eight rebounds) and Trayanna Crisp had 13 points each and Isadora Sousa scored all 12 of her points via the long ball (4-4 3FGs).

ASU was remarkable throughout the game on the offensive end as it shot 54.8 pct, its highest FG pct. since shooting 56 pct vs. SIU on Nov. 24, 2018. It was its highest percentage in a Pac-12 game since a 55.6-percent effort vs. Arizona on February 16, 2018. On top of those feats, ASU set a school record for 3-point FG pct (minimum of 10 attempts) as it hit 80 pct (8-10) of its attempts.

The Sun Devils were unable to keep up with No. 10 USC, 81-63 on Friday night.

SUN DEVIL

W O M E N ' S B A S K E T B A L L

2023-24 SUN DEVIL WBB GAME NOTES

SUN DEVIL WBB 2023-24 QUICK FACTS

School Information

Location	Tempe, Ariz.
Founded	1885
Enrollment.....	103,410
Nickname	Sun Devils
Colors	Maroon and Gold
Conference	Pac-12
Arena (Capacity).....	Desert Financial Arena (14,100)
President	Dr. Michael Crow
Interim Athletics Director	Jim Rund
WBB Administrators ...	Christina Wombacher (Sr. Associate AD/SWA)
.....	Natesh Rao (Sr. Associate AD)

Staff

Head Coach	Natasha Adair (2nd season)
Record at ASU (seasons)	18-33 (2nd season)
Career record (seasons)	185-176 (12th season)
Associate Head Coach	Darrell Mosley (2nd season)
Assistant Coach/Recruiting Coordinator ...	Mykala Walker (2nd season)
Assistant Coach	Camille Collier (2nd season)
Special Asst. to the Head Coach.....	Yvonne Sanchez (1st season)
Director of Operations	Carter Caplan (2nd season)
Asst. Director of Operations.....	Lizzie Oleary (2nd season)

Media Relations Contacts

Associate SID	Steve Rodriguez
Cell/Email	480-254-2489 / steve.rodriguez@asu.edu
Sr. Associate AD, Media Relations	Doug Tammaro
Cell/Email	480-734-7795 / tammaro@asu.edu

Returns

#2	Jaddan Simmons	G	5-9	Sr.
#4	Trayanna Crisp	G	5-8	So.
#11	Maggie Besselink	G/F	6-3	Sr.
#12	Treasure Hunt	G	6-2	Sr.
#22	Journey Thompson	F	6-3	So.
#30	Morasha Wiggins	F	6-0	Jr.
#44	Isadora Sousa	G	6-0	Grad.

Newcomers

#1	Kadidia Toure	F	6-3	So.
#10	Marina Radocaj	G/F	6-2	Fr.
#13	Sandra Magolico	F	6-2	Jr.
#21	Hanna Miller	F	6-2	So.
#23	Jalyn Brown	G	6-1	So.
#24	Mallory Miller	F	6-4	Fr.
#25	Adison Novosel	G	5-11	Jr.

Will miss 2023-24 due to injury (returner)

#3	Tyi Skinner	G	5-5	Jr.
----	-------------	---	-----	-----

Pronunciation Guide

Natasha Adair – A-dare
Maggie Besselink – Bessel-ink
Jalyn Brown – Jay-lynn
Trayanna Crisp – Tray-on-nah
Sandra Magolico – Sahn-dra Mag-oh-leek-oh
Adison Novosel – No-vuh-sell
Marina Radocaj – Maude-E-nuh Rahd-oh-chai
Jaddan Simmons – Jade-en
Tyi Skinner – Tie
Isadora Sousa – So-za
Kadidia Toure – kuh-DEE-shuh TORE-ay
Morasha Wiggins – more-AH-shuh

WATCH/LISTEN

Sunday's game can be seen on Pac-12 Arizona/Los Angeles (Ann Schatz, Tammy Blackburn). The game can also be heard on KDUS AM 1060. Veteran broadcaster and the state of Arizona's 2010 & 2019 Broadcaster of the Year and a finalist for the 2023 award, Jeff Munn is in his 20th season as the voice of ASU women's basketball.

JALYN BROWN ASCENDING TO SUPERSTAR STATUS

- As the season has progressed, Jalyn Brown has evolved into one of the top performers in the Pac-12. In league games, Brown is currently 2nd in the Pac-12 in scoring (21.3 ppg) & 6th in scoring in all games (17.5 ppg).
- Brown has scored in double figures 18 times, including 16 times in the last 17 games. During that 17-game stretch, she is leading the team in scoring (19.6 ppg), 3FGs per game (1.6) and free throws made (71), attempted (87) and FT percentage (81.6), is second in 3FG pct. (37.1) and minutes (36.6 mpg) and 3rd in assists (1.65 apg).
- In contest vs. No. 5 Colorado on Jan. 7, Brown scored 35 points, the most points by a Sun Devil in the 21st century.
- Added a second 30-point game, scoring 34 points (11-20 FGs, 4-5 3FGs, 8-8 FTs) in ASU's first Pac-12 win at Washington (Jan. 21).

MOST POINTS IN A GAME BY A SUN DEVIL SINCE 2000

- 35 - Jalyn Brown vs. Colorado (1/7/24)
- 34 - Jalyn Brown at Washington (1/21/24)
- 34 - Jade Loville at San Diego (12/18/21)
- 33 - Jade Loville vs. Oregon St. (2/4/22)
- 32 - Kylan Loney vs. Arizona (1/31/04)
- 30 - Kianna Ibis at Utah (12/31/17)
- 30 - Amanda Levens vs St. Peter's (11/17/01)

WHAT TO LOOK FOR

- As of Feb. 10, 2024, ASU is ranked in the top half of the Pac-12 in FT attempts per game (1st/18.83), is 4th in offensive rebounds per game (11.6), turnover margin (+2.57) and fewest turnovers per game (13.1/28th in the nation) and 5th in FTs made per game (12.87) and 6th in steals per game (7.5) and turnovers forced per game (15.65).
- Individually, Jaddan Simmons is ranked 18th in the nation in minutes per game (36.35), 32nd in FTs made (97) and 43rd in FT attempts (122).
- ASU has had 6 players lead/tie for team lead in scoring: Brown (11x), Simmons (5x), Kadidia Toure (4x), Crisp (4x), Treasure Hunt (1x) and Journey Thompson (1). Brown's career-high 35 points vs. No. 5 Colorado (Jan. 7), is the highest single-game total by a Sun Devil this season.
- In the rebounding department, 9 players have led/tied for the team lead: Thompson (9x), Simmons (5x), Maggie Besselink (4x), Toure (3x), Mallory Miller (2x), Sandra Magolico (2x), Brown (2x), Isadora Souza (2x) and Hunt (1x). Toure's 14-rebound game vs. San Francisco (Nov. 13) represents the most rebounds by a Sun Devil this season.
- ASU has averaged only 11.8 turnovers (+3.2 turnover margin) in its last 17 games. It has had 11 or fewer turnovers 8x during that stretch.
- Crisp has scored in double figures in all but 5 games. Crisp's last 5 games: played all 200 mins (leads team), 15.4 ppg, 1.4 spg (leads team), 3.6 rpg (2nd on team).
- On Dec. 20, Simmons (now with 1090 points) became the 25th Sun Devil to score more than 1000 points. Simmons played all 80 minutes on Washington road trip – at WSU (Jan. 19) & at UW (Jan. 21) – and averaged 11.0 ppg, 6.5 rpg, 5.0 apg, 3.0 spg & 87.5 from FT line (14-16).
- Since returning from injury, Isadora Sousa has been one of the team's top 3FG shooters: 12-22/54.5 pct.

SUN DEVIL

W O M E N ' S B A S K E T B A L L

2023-24 SUN DEVIL WBB GAME NOTES

- ASU has connected on 43.5 (30-69) of its 3-pointers in its last 5 games. Brown (11-22), Crisp (10-27) and Sousa (7) have combined for 28 of those triples.
- In ASU's last two games, Kadidia Toure has averaged 6.0 ppg coming off the bench. She is shooting 50 percent in the two games (5-10).
- Simmons (9 assists), Crisp (9), Brown (7), Thompson (6) and Sousa (6) have combined for 37 assists in ASU's last three games.
- Thompson has averaged 7.8 rebounds in ASU's last 4 games.

SERIES NOTES VS. UCLA

- Including its win on over ASU in last year's Pac-12 Tournament contest, UCLA has won the last 14 meetings.
- In last year's Pac-12 Tournament first round contest, the Sun Devils staged a furious rally to take a two-point lead in regulation after falling behind by 19 points in the third quarter. The Bruins were able to force overtime and went on to win the game 81-70.

SEASON SUMMARY

- ASU has had a pair of season-best three-game winning streaks in 2023-24. It started 3-0 after home wins over UTSA (70-55/Nov. 6), Montana State (75-62/Nov. 10) & San Francisco (77-69/Nov. 13). In the first half of its first three wins, ASU averaged 45.3 points & hit 49.5 pct of its shots. In the win vs. UTSA, ASU tied last season's highest point total in a half on its way to a 49-23 halftime lead. Against Montana State (Nov. 30), ASU scored 30 points in the first quarter, representing the third time it has scored 30 or more points in a quarter under head coach Natasha Adair.
- In its first loss at Grambling State (Nov. 16), ASU scored 32 points and shot 38 pct. in the first half while allowing the Tigers to score 45 points. Down by as many as 17, ASU tied the game at 67-67 before the Tigers hit game-winning 3-pointer in final seconds.
- ASU responded with a 72-40 win over Idaho State. The Bengals' final point total represented the fewest given up by ASU since a 49-40 win over VCU on November 27, 2020.
- After dropping an 84-42 decision to Texas in its first game at the Virgin Islands Paradise Jam (Nov. 23), ASU once again rebounded with a 3-game winning streak. Less than 24 hours after the setback to Texas, ASU had to face a South Florida squad (Nov. 24) that entered the game among the Top 50 teams in the nation in rebounding margin (+10.8). ASU rose to the challenge and outrebounded the Bulls 38-32 in its 66-49 win. In its 77-69 win over High Point (Nov. 25), ASU shot 50 percent for the game, the first time it shot 50 percent or higher since a win at San Diego on Dec. 18, 2021. Brown had her first 20-point game, while Hunt just missed a double-double with season highs in points (19) and rebounds (game-high 8 boards).
- ASU made it three straight wins after a 76-66 triumph over Pacific (Dec. 1). Simmons scored 17 of her career-high 26 points in the 2nd half, including 8 points in the final 94 seconds while Brown contributed 20 points for the second straight game.
- The Sun Devils nearly came back from 14 down in the 4th quarter (got within 4 points 2x) before falling to Grand Canyon, 66-59 on Dec. 8. Simmons (20 points), Crisp (18 points) and Brown (16 points) scored all but 5 of ASU's points.
- ASU dropped consecutive games for the first time this season after falling to Arizona 91-52 in the Pac-12 opener for both teams.
- ASU got back on the winning track scoring a season high in an 80-76 win over Fresno State as part of the Jerry Colangelo Hall of Fame Series played at Footprint Series in Phoenix. Toure scored 12 of her

ASU 2023-24 SCORING HIGHS / LOWS

Most points (Game)

80 - vs. Fresno State (N) - 12.20.23
77 - (2x) last vs. High Point (N) - 11.25.23
76 - (2x) last vs. Cal - 1.28.24

Fewest points (Game)

41 - vs. Utah - 1.5.24
42 - vs. Texas (N) - 11.23.23
50 - vs. Stanford - 1.26.24

Most points (Quarter)

30 - vs. Montana State (1st) - 11.10.23
27 - vs. Pacific (3rd) - 12.1.23
25 - vs. UTSA (1st) - 11.6.23

Fewest points (Quarter)

6 - (4x) last vs. Stanford (2nd) - 1.26.24
7 - (4x) last vs. Colorado (2nd) - 1.7.24
8 - (3x) last vs. Utah (4th) - 1.5.24

Most points (1st half)

49 - vs. UTSA - 11.6.22
45 - vs. Montana State - 11.10.23
43 - vs. Cal - 1.28.24

Fewest points (1st half)

14 - vs. Utah - 1.5.24
23 - (3x) last vs. Stanford - 1.26.24
24 - (2x) last vs. Arizona - 12.17.23

Most points (2nd half)

48 - vs. Pacific - 12.1.23
43 - vs. Colorado - 1.7.24
42 - vs. South Florida (N) - 11.24.23

Fewest points (2nd half)

19 - vs. Texas (N) - 11.23.23
21 - vs. UTSA - 11.6.23
24 - (2x) last at Oregon - 1.12.24

OPPONENT 2023-24 SCORING HIGHS / LOWS

Most points (Game)

92 - at Oregon State - 1.14.24
91 - vs. Arizona - 12.17.23
84 - vs. Texas - 11.23.23

Fewest points (Game)

40 - vs. Idaho State - 11.19.23
49 - vs. South Florida (N) - 11.24.23
55 - vs. UTSA - 11.6.23

Most points (Quarter)

28 - (2x) last at Oregon State (1st) - 1.14.23
27 - @Grambling State (2nd) - 11.16.23
26 - (3x) last vs. Cal (3rd) - 1.28.24

Fewest points (Quarter)

5 - vs. Idaho St. (1st) - 11.19.23
6 - vs. Santa Clara (3rd) - 12.30.23
8 - vs. Montana St. (2nd) - 11.10.23

Most points (1st half)

52 - vs. Arizona - 12.17.23
50 - vs. Colorado - 1.7.24
46 - at Oregon State - 1.14.24

Fewest points (1st half)

15 - vs. Idaho State - 11.19.23
21 - vs. South Florida (N) - 11.24.23
23 - vs. UTSA - 11.6.23

Most points (2nd half)

46 - at Oregon State - 1.14.24
44 - vs. Texas (N) - 11.23.23
43 - (3x) last at USC - 2.9.24

Fewest points (2nd half)

25 - (2x) last vs. Idaho State - 11.19.23
27 - vs. Santa Clara - 12.30.23
28 - vs. South Florida (N) - 11.24.23

career high-tying 22 points in the second half while Brown continued her streak of scoring in double figures in games she has started (eight) with 20 points. Crisp scored 12 points while Simmons and Thompson (career-high four steals) scored 10 points each. ASU shot 49 percent for the game, its second-highest mark of the season. Simmons, who went over 1,000 career points in the fourth quarter of the win, set a career high with eight assists and hit a pair of free throws with six seconds remaining to help clinch the win.

• The short-handed Sun Devils nearly came back from a double-digit deficit but in the end did not have enough to get over the hump in 65-55 loss to Santa Clara (Dec. 30). Crisp and (12 points), Simmons (11 points) and Toure (10 points) led the way for the Sun Devils (8-5), who were without key contributors Maggie Besselink and Treasure Hunt. The Sun Devils trailed by as many as 12 in the first half before transforming their defense into a riddle Santa Clara had no answers for during the latter stages of the first half and for the entire third quarter. The net result was a game tied at 44-44 entering the fourth quarter. Santa Clara outscored ASU 21-11 in the 4th Q.

• ASU came through with one of its most inspired defensive efforts of the season in holding one of the most prolific offenses in the country more than 30 points below its scoring average. Unfortunately, ASU was not able to do enough on the offensive end in a 58-41 loss to No. 15 Utah (Jan. 5).

• Brown scored 35 points, the most by a Sun Devil in the 21st century in ASU's 81-68 loss to No. 5 Colorado on Jan. 7.

• The Sun Devils dropped both of their contests at the Oregon schools: 65-53 at Oregon and 92-55 at Oregon State. Brown led the

SUN DEVIL

W O M E N ' S B A S K E T B A L L

2023-24 SUN DEVIL WBB GAME NOTES

INDIVIDUAL PAC-12 RANKINGS (ALL GAMES - AS OF FEB. 10)

Player	Category	Rank (value)
Jalyn Brown	Scoring	6th (17.5 ppg)
Jaddan Simmons	Assists	t-14th (3.2 apg)
Jaddan Simmons	FT Pct.	14th (79.5)
Jalyn Brown	FT Pct.	15th (79.0)
Jalyn Brown	3FG Pct.	17th (36.3)
Jaddan Simmons	Steals	6th (1.9 spg)
Trayanna Crisp	3FGs made	15th (1.48)
Jaddan Simmons	Assist-TO Ratio	14th (1.51)
Journey Thompson	O-Rebs	13th (2.17 rpg)
Jaddan Simmons	Minutes	2nd (36.35)
Jalyn Brown	Minutes	5th (34.5 mpg)
Trayanna Crisp	Minutes	13th (32.29 mpg)

INDIVIDUAL PAC-12 RANKINGS (PAC-12 GAMES - AS OF FEB. 10)

Player	Category	Rank (value)
Jalyn Brown	Scoring	2nd (21.36 ppg)
Jaddan Simmons	Assists	11th (3.3 apg)
Jalyn Brown	FT Pct.	9th (82.7)
Jaddan Simmons	FT Pct.	15th (78.6)
Isadora Sousa	3 FG Pct.	3rd (55.0)
Jalyn Brown	3 FG Pct.	15th (37.3)
Jaddan Simmons	Steals	t-10th (1.2 spg)
Jalyn Brown	3FGs made	t-11th (1.73)
Jaddan Simmons	Assist-TO Ratio	12th (1.57)
Jalyn Brown	O-Rebs	11th (1.9 rpg)
Jaddan Simmons	Minutes	2nd (38.45 mpg)
Jalyn Brown	Minutes	3rd (37.4 mpg)

team in scoring, averaging 15.5 ppg and knocking down 83 percent of her free throws (10-12) in the two games. Also providing major contributions was Thompson, who averaged 14.0 points and 4.5 rebounds, the second time this season Thompson scored in double figures in consecutive games.

- After falling at WSU 79-64 (Jan. 19), ASU captured its first Pac-12 win at Washington, 73-65 on Jan. 21. Brown posted her second 30-point game of the season, finishing with 34 points to lead the Sun Devils to the win.
- ASU came through with its best offensive performance in recent memory in a 76-71 win over Cal on Jan. Five players scored in double figures led by Jalyn Brown, who had a game-high 21 points to help ASU accumulate its season-high point total in conference play. ASU was remarkable throughout the game on the offensive end as it shot 54.8 pct, its highest FG pct. since shooting 56 pct vs. SIU on Nov. 24, 2018. It was its highest percentage in a Pac-12 game since a 55.6-percent effort vs. Arizona on February 16, 2018. On top of those feats, ASU set a school record for 3-point FG pct (minimum of 10 attempts) as it hit 80 pct (8-10) of its attempts.
- In a game in which the final score belied the closeness of the

game, ASU came up short at Arizona, 63-52 on Feb. 4. Crisp (15 points, five rebounds) led the Sun Devils, who were looking to win back-to-back road games in league play for the first time since January of 2020. Any hope the Sun Devils had of squaring this year's edition of the Territorial Cup Series was extinguished less than four minutes into the final period as the Wildcats added on to the four-point spurt at the end of the third quarter by scoring the first nine points of the final one to extend out to a 54-41 lead. The Wildcats were never threatened after what ended up being an 18-2 run that put ASU into a 59-43 hole with under four minutes remaining.

ASU WITHOUT ALL-PAC-12 STANDOUT TYI SKINNER IN 2023-24

Although the Sun Devil women's basketball team's overall health is a 180-degree difference from last season, the squad was dealt a tremendous blow when Natasha Adair announced Oct. 4, 2023, that senior guard Tyi Skinner would miss the 2023-24 season due to a knee injury.

Skinner, who last season earned All-Pac-12 honorable mention honors from the league's coaches and All-Pac-12 recognition from media who cover the league, quickly established herself as one of top scorers in the Pac-12 and one of the most exciting players in the nation to watch in her first season in Tempe.

In 2022-23, Skinner scored 20 or more points 15 times, including a career-high 29 points on two occasions. A starter in all 28 games, Skinner went on to average 19.3 points per game, the most by a Sun Devil since the 1988-89 season. She concluded her first campaign in the Maroon and Gold among the leaders in the Pac-12 in points per game (19.3/2nd/27th in the nation), 3-pointers per game (2.43 per game/2nd), minutes per game (36.59/3rd/29th in the nation), free throws made (79/3rd) and attempted (91/4th), steals per game (1.71/5th), 3-point FG percentage (34.7/6th) and free throw percentage (78.1/8th).

RECAPING THE 2022-23 SEASON

Despite a spate of unlucky injuries to key personnel, the Sun Devils had several noteworthy accomplishments during Adair's inaugural season in Tempe. The accomplishments included...

- Starting 5-0 for the first time since 2002-03.
- Finishing the season No. 2 in the Pac-12 and 10th in the nation in fewest turnovers per game (12.3). Only ASU's 2017-18 squad averaged fewer turnovers per game (11.7) in a season.
- Even with all its injuries, ASU nearly pulled off three Top 25 upsets in the season's final five games: vs. No. 21 Colorado (62-70), vs. No. 4 Utah (69-74) and vs. No. 19 UCLA (70-81-OT) in the first round of the Pac-12 Tournament. After trailing the Bruins by as many as 19 points in the third quarter, the Sun Devils staged a furious rally to take a two-point lead in regulation before falling in overtime. The win would have been ASU's biggest comeback in school history.
- In their 75-73 win at Oregon State, the Sun Devils overcame their second-largest deficit in school history (17 points). The victory was also No. 175 of Adair's career.
- Individually, Sun Devil guards Jaddan Simmons (Pac-12 All-Defense honorable mention) and Tyi Skinner (All-Pac-12 honorable mention) comprised one of the most talented backcourts in the country. Both players earned Pac-12 honors as voted on by the league's head coaches. Skinner, who finished second in the Pac-12 and 27th in the nation in scoring (19.2 ppg), was also named to the media's 15-member All-Pac-12 team.

SUN DEVIL

W O M E N ' S B A S K E T B A L L

HEAD COACH NATASHA ADAIR



- On March 27, 2022, Natasha Adair was introduced as the new head coach of Sun Devil Women's Basketball.
- Adair, who brought 10 seasons of head coaching experience to ASU, came to Tempe after five seasons at Delaware where she compiled a 95-58 record, including a 48-13 record in her final two seasons.
- In 2021-22, Adair's final season at Delaware, the Blue Hens captured the program's third Colonial Athletic Association tournament title and earned their first trip to the NCAA Tournament in nearly a decade.
- In 2021, Adair was named the CAA's Coach of the Year for a season in which she guided Delaware to its first regular season conference championship since 2013.
- Prior to her five seasons at Delaware, Adair also had successful head coaching stints at College of Charleston (two seasons) and Georgetown (three seasons).
- Despite a spate of unlucky injuries to key personnel, the Sun Devils had several noteworthy accomplishments during Adair's inaugural season in Tempe, including: Starting 5-0 for the first time since 2002-03; Finishing the season No. 2 in the Pac-12 and 10th in the nation in fewest turnovers per game (12.3/only ASU's 2017-18 squad averaged fewer turnovers per game (11.7) in a season; Even with all its injuries, ASU nearly pulled off three Top 25 upsets in the season's final five games: vs. No. 21 Colorado (62-70), vs. No. 4 Utah (69-74) and vs. No. 19 UCLA (70-81-OT) in the first round of the Pac-12 Tournament; After trailing the Bruins by as many as 19 points in the third quarter, the Sun Devils staged a furious rally to take a two-point lead in

regulation before falling in overtime. The win would have been ASU's biggest comeback in school history; In their 75-73 win at Oregon State, the Sun Devils overcame their second-largest deficit in school history (17 points). The victory was also No. 175 of Adair's career; Individually, Sun Devil guards Jaddan Simmons (Pac-12 All-Defense honorable mention) and Tyi Skinner (All-Pac-12 honorable mention) comprised one of the most talented backcourts in the country; Both players earned Pac-12 honors as voted on by the league's head coaches. Skinner, who finished second in the Pac-12 and 27th in the nation in scoring (19.2 ppg), was also named to the media's 15-member All-Pac-12 team.

- In addition to the 2021-22 team (NCAA Tournament), Adair's leadership while at Delaware was instrumental in the 2017-18 (WNIT) and 2020-21 (WNIT) squads earning postseason appearances. Playing a big role in Delaware's success in Adair's final two seasons as head coach was the Blue Hens' resiliency on the offensive glass as they finished among the top three teams in the nation in offensive rebounding in 2020-21 and 2021-22.

- Under Adair's tutelage, three Delaware student-athletes earned Player of the Year honors, two were named Rookie of the Year and multiple players collected All-Conference honors.

- In recent years, Adair has taken on an increasingly prominent role within USA Basketball. In 2017, she was appointed as the U19 Women's World Cup Team Trials Court Coach. In 2018, Adair was a speaker at USA Basketball's Las Vegas Coach Academy. In 2018 and 2019, Adair earned gold medals while serving as an assistant coach for the USA teams that won the 2018 FIBA Americas U18 Championship and the 2019 FIBA U19 World Cup.

- Adair joined the Blue Hens from Georgetown University, where she turned a four-win Hoyas program into a postseason contender in three seasons as head coach. Behind Adair's leadership, Georgetown finished the 2016-17 campaign with 17 wins, the most wins for the Hoyas since 2011-12 and garnered the team's second straight trip to the Postseason WNIT.

- In only her second season at Georgetown, Adair helped the Hoyas experience a 180-degree turnaround as they finished 16-14 – the third-best NCAA DI turnaround in 2015-16 – and made the program's first postseason appearance since 2012.

- While at Georgetown, Adair coached a Big EAST Rookie of the Year, two players who were named to the league's All-Rookie team and pair of All-Conference standouts.

- Adair's first head coaching job was at College of Charleston, where (35-31 overall in two seasons). She was the first coach to lead the program to consecutive postseason appearances.



SUN DEVIL

W O M E N ' S B A S K E T B A L L

HEAD COACH NATASHA ADAIR

- In 2013-14, Adair's second season and the Cougars' first in the Colonial Athletic Association, Adair guided College of Charleston to a record of 19-15, marking the third-highest win total in the school's Division I era. Additionally, the squad finished third in conference play, defeated five postseason teams from the previous year and advanced to the semifinals of both the CAA Championship and the Women's Basketball invitational.

- In her first season at College of Charleston, Adair led the Cougars to 16 wins and a WBI postseason bid. Her first squad broke 22 school records along the way.

- While leading the College of Charleston, Adair coached two all-conference players and an all-rookie team performer who would go on to be named a three-time CAA Defensive Player of the Year.

- Adair previously spent 14 seasons in the assistant coaching ranks, with eight years (2004-12) at Wake Forest University and six seasons (1998-04) at Georgetown University. Her coaching career has seen her develop and mentor five WNBA draft picks and several players who went on to play professionally overseas.

- A founding member of the Black Coaches United, Adair has been recognized by the organization, as well as Advancement of Blacks in Sports (ABIS), as one of the top women's basketball coaches in the country. Adair prides herself on being known as a game-changer as it

relates to social justice and creating a safe space for athletes to find and use their voice; where she was a guest on ESPNW's "Around the Rim" with LaChina Robinson and Delaware's UD Winning Women in Athletics: Trailblazers and Changemakers Webinar Series.

- Adair played collegiately at Pensacola Junior College (1990- 92) before playing and graduating from the University of South Florida with a degree in communications in 1994.

- Coach Adair has two children, a son Aaron M. Adair (26), graduated magna cum laude from Johnson C. Smith University. A four-year member of the university's President's Council for his academic achievement, he also earned four letters playing for the men's basketball team. Daughter Allyssa M. Adair (18) is a freshman at Texas State University and a middle blocker on the volleyball team.



NATASHA ADAIR'S CAREER COACHING RECORD

Year	School	Overall Record	Conf. Record	Notes
2023-24	Arizona State	10-13	2-9	
2022-23	Arizona State	8-20	1-17	Led ASU to first 5-0 start since 2002-03
ASU (2 seasons)		18-33	3-26	
2021-22	Delaware	24-8	15-3	Earned program's third CAA title and its first NCAA Tournament berth since 2013
2020-21	Delaware	24-5	16-2	Named CAA Coach of the Year, guided squad to regular-season CAA title & WNIT semifinals
2019-20	Delaware	12-17	8-10	Season ended early by Covid-19
2018-19	Delaware	16-15	11-7	Reached 11 CAA wins in back-to-back seasons for the first time since 2013
2017-18	Delaware	19-13	11-7	Guided team to second-most wins (19) and first postseason appearance since 2013-14
Delaware Totals (5 seasons)		95-58	61-29	
2016-17	Georgetown	17-13	9-9	Most wins since 2012 and second straight trip to the Postseason WNIT
2015-16	Georgetown	16-14	9-9	Program's first postseason appearance since 2011-12; third best turnaround in the nation
2014-15	Georgetown	4-27	2-16	Previously served as an assistant coach for six seasons (1998-2004)
Georgetown (3 seasons)		37-54	20-34	
2013-14	College of Charleston	19-15	9-7	Third-highest win total in the school's Division I era & first season in the CAA
2012-13	College of Charleston	16-16	11-9	Third most wins in prior 23 years along with postseason WNIT invite
College of Charleston (2 seasons)		35-31	20-16	
Career Totals (12 seasons)		185-176	104-105	

2023-24 SUN DEVIL WBB ROSTER

No.	Name	Pos.	Ht.	Yr.	Hometown / High School / Last School
1	Kadidia Toure	F	6-3	So.	Silver Spring, Md. / Our Lady of Good Counsel / James Madison
2	Jaddan Simmons	G	5-9	Sr.	Houston, Texas / Southwest (Wisc.)
^3	Tyi Skinner	G	5-5	Sr.	Washington, D.C. / TPLS Christian Academy / Delaware
4	Trayanna Crisp	G	5-8	So.	Goodyear, Ariz. / Millennium
10	Marina Radocaj	G/F	6-2	Fr.	Richmond, British Columbia / R.A. McMath Secondary School
~11	Maggie Besselink	G/F	6-3	Sr.	Kingston, Ontario / Holy Cross Secondary School
12	Treasure Hunt	G	6-2	Sr.	Chattanooga, Tenn. / Hamilton Heights Christian Academy / Kentucky
13	Sandra Magolico	F	6-2	Jr.	Maputo, Mozambique / Escola Secundaria da Polana / New Mexico JC
21	Hanna Miller	F	6-2	So.	Aberdeen, S.D. / Aberdeen Christian / Dodge City CC
22	Journey Thompson	F	6-3	So.	McMurray, Pa. / Peters Township
23	Jalyn Brown	G	6-1	So.	Baltimore, Md. / St. Frances Academy / Louisville
24	Mallory Miller	F	6-4	Fr.	Aberdeen, S.D. / Wolsey-Wessington
25	Adison Novosel	G	5-11	Jr.	Richfield, Ohio / Revere / Saint Francis University
*30	Morasha Wiggins	G	6-0	Jr.	Kalamazoo, Mich. / Kalamazoo / North Carolina
44	Isadora Sousa	G	6-0	Grad.	Sao Paulo, Brazil / Colegio A-Escopo / Chipola College

^ - Will not play in 2023-24 due to injury (announced October 4, 2023)

* - Is out for remainder of 2023-24 season due to injury (announced January 12, 2024)

~ - Is out for remainder of 2023-24 season due to injury (announced January 24, 2024)

Head Coach: Natasha Adair (2nd season)

Associate Head Coach: Darrell Mosley (2nd season)

Assistant Coach/Recruiting Coordinator: Mykala Walker (2nd season)

Assistant Coach: Camille Collier (2nd season)

Special Assistant to the Head Coach: Yvonne Sanchez (1st season)

Director of Operations: Carter Caplan (2nd season)

Assistant Director of Operations: Lizzie Oleary (2nd season)

Pronunciation Guide

Natasha Adair – A-dare

Maggie Besselink – Bessel-ink

Jalyn Brown – Jay-lynn

Trayanna Crisp – Tray-on-nah

Sandra Magolico – Sahn-dra Mag-oh-leek-oh

Adison Novosel – No-vuh-sell

Marina Radocaj – Maude-E-nuh Rahd-oh-chai

Jaddan Simmons – Jade-en

Tyi Skinner – Tie

Isadora Sousa – So-za

Kadidia Toure – kuh-DEE-shuh TORE-ay

Morasha Wiggins – more-AH-shuh

SUN DEVIL

W O M E N ' S B A S K E T B A L L

2023-24 RADIO/TV ROSTER



1 **KADIDIA TOURE**
Sophomore | Forward | 6-3
Silver Spring, Md | Our Lady of Good
Counsel | James Madison



2 **JADDAN SIMMONS**
Senior | Guard | 5-9
Houston, Texas | Southwest (Wisc.)



3 **TVI SKINNER**
Senior | Guard | 5-5
Washington, D.C. | TPLS Christian
Academy | Delaware



4 **TRAYANNA CRISP**
Sophomore | Guard | 5-8
Goodyear, Ariz. | Millennium



10 **MARINA RADOCAJ**
Freshman | Guard/Forward | 6-2
Richmond, British Columbia
R.A. McMath Secondary School



11 **MAGGIE BESSELINK**
Senior | Guard/Forward | 6-3
Kingston, Ontario | Holy Cross
Secondary School



12 **TREASURE HUNT**
Senior | Guard | 6-2
Chattanooga, Tenn. | Hamilton Heights
Christian Academy | Kentucky



13 **SANDRA MAGOLICO**
Junior | Forward | 6-2
Maputo, Mozambique / Escola Secundaria
da Polana / New Mexico JC



21 **HANNA MILLER**
Sophomore | Forward | 6-2
Aberdeen, S.D. | Aberdeen
Christian / Dodge City CC




22 **JOURNEY THOMPSON**
Sophomore | Forward | 6-3
McMurray, Pa. | Peters Township



23 **JALYN BROWN**
Sophomore | Guard | 6-1
Baltimore, Md. | St. Frances
Academy | Louisville



24 **MALLORY MILLER**
Freshman | Forward | 6-4
Aberdeen, S.D.
Wolsey-Wessington




25 **ADISON NOVOSEL**
Junior | Guard | 5-11
Richfield, Ohio | Revere
Saint Francis University



30 **MORASHA WIGGINS**
Sophomore | Junior | 6-0
Kalamazoo, Mich. | Kalamazoo
North Carolina



44 **ISADORA SOUSA**
Grad | Guard | 6-0
Sao Paulo, Brazil | Colegio A-Escopo
Chipola College




NATASHA ADAIR

Head Coach
Second Season



DARRELL MOSLEY

Associate Head Coach
Second Season



MYKALA WALKER

Asst. Coach/Recruiting Coordinator
Second Season




CAMILLE COLLIER

Assistant Coach
Second Season



YVONNE SANCHEZ

Special Assistant to the Head Coach
First Season



CARTER CAPLAN

Director of Operations
Second Season



LIZZIE OLEARY

Assistant Director of Operations
Second Season



2023-24 Arizona St. Women's Basketball
Season Schedule/Results & Leaders
All games

Page 1/2
as of Feb 10, 2024

Game Records

Record	Overall	Home	Away	Neutral
ALL GAMES	10-13	6-6	1-6	3-1
CONFERENCE	2-9	1-4	1-5	0-0
NON-CONFERENCE	8-4	5-2	0-1	3-1

Team Results

Date	Opponent		Score	Att.	High Points	High Rebounds
11/06/2023	UTSA	W	70-55	821	(17) SIMMONS, Jaddan	(5) BESSELINK, Maggie
11/10/2023	Montana St.	W	75-62	1521	(17) SIMMONS, Jaddan (17) TOURE, Kadidia	(12) THOMPSON, Journey
11/13/2023	San Francisco	W	77-69	1397	(22) TOURE, Kadidia	(14) TOURE, Kadidia
11/16/2023	at Grambling	L	67-70	521	(18) SIMMONS, Jaddan (18) TOURE, Kadidia	(10) BESSELINK, Maggie
11/19/2023	Idaho St.	W	72-40	1776	(17) CRISP, Trayanna	(7) BESSELINK, Maggie (7) MILLER, Mallory
11/23/2023	vs Texas	L	42-84	1224	(11) HUNT, Treasure (11) CRISP, Trayanna	(5) BESSELINK, Maggie
11/24/2023	vs South Fla.	W	66-49	1824	(17) CRISP, Trayanna	(7) MAGOLICO, Sandra
11/25/2023	vs High Point	W	77-69	2424	(20) BROWN, Jalyn	(8) HUNT, Treasure (8) THOMPSON, Journey
12/01/2023	Pacific	W	76-66	1808	(26) SIMMONS, Jaddan	(8) THOMPSON, Journey
12/08/2023	Grand Canyon	L	59-66	2104	(20) SIMMONS, Jaddan	(8) TOURE, Kadidia
12/17/2023	Arizona	L	52-91	3907	(19) BROWN, Jalyn	(8) BROWN, Jalyn
12/20/2023	vs Fresno St.	W	80-76	1875	(22) TOURE, Kadidia	(9) TOURE, Kadidia
12/30/2023	Santa Clara	L	55-65	1586	(12) CRISP, Trayanna	(7) SIMMONS, Jaddan (7) THOMPSON, Journey
01/05/2024	Utah	L	41-58	1871	(21) BROWN, Jalyn	(7) SIMMONS, Jaddan (7) THOMPSON, Journey
01/07/2024	Colorado	L	68-81	1362	(35) BROWN, Jalyn	(5) SIMMONS, Jaddan (5) SOUSA, Isadora (5) BROWN, Jalyn (5) MAGOLICO, Sandra
01/12/2024	at Oregon	L	53-65	6086	(12) THOMPSON, Journey	(6) SIMMONS, Jaddan
01/14/2024	at Oregon St.	L	55-92	0	(20) BROWN, Jalyn	(5) THOMPSON, Journey
01/19/2024	at Washington St.	L	64-79	1042	(21) BROWN, Jalyn	(8) MILLER, Mallory
01/21/2024	at Washington	W	73-65	2614	(34) BROWN, Jalyn	(6) SIMMONS, Jaddan
01/26/2024	Stanford	L	50-80	2578	(17) BROWN, Jalyn	(13) THOMPSON, Journey
01/28/2024	California	W	76-71	1650	(21) BROWN, Jalyn	(8) THOMPSON, Journey
02/04/2024	at Arizona	L	52-63	8210	(15) CRISP, Trayanna	(7) SOUSA, Isadora
02/09/2024	at Southern California	L	63-81	3128	(24) BROWN, Jalyn	(8) THOMPSON, Journey

Attendance Summary

	Games	Attend	Avg/Game
Home	12	22381	1865
Away	7	21601	3086
Neutral	4	7347	1837



2023-24 Arizona St. Women's Basketball Combined Team Statistics All games

Page 1/1
as of Feb 10, 2024

Game Records

Record	Overall	Home	Away	Neutral
ALL GAMES	10-13	6-6	1-6	3-1
CONFERENCE	2-9	1-4	1-5	0-0
NON-CONFERENCE	8-4	5-2	0-1	3-1

Score by Periods

Team	1st	2nd	3rd	4th	OT	TOT
Arizona St.	373	338	366	386	0	1463
Opponents	397	383	397	420	0	1597

Team Box Score

No.	Player				Total		3-Point		F-Throw		Rebounds													
		GP-GS	MIN	AVG	FG-FGA	FG%	3FG-3FGA	3FG%	FT-FTA	FT%	OFF	DEF	TOT	AVG	PF	DQ	A	TO	BLK	STL	PTS	AVG		
23	BROWN, Jalyne	21-19	724:31	34.5	130-314	.414	29-80	.363	79-100	.790	25	51	76	3.6	64	1	31	70	4	20	368	17.5		
4	CRISP, Trayanna	23-20	742:37	32.3	100-239	.418	34-98	.347	35-46	.761	13	45	58	2.5	43	0	54	38	4	32	269	11.7		
2	SIMMONS, Jaddan	23-22	836:00	36.3	69-193	.358	10-28	.357	97-122	.795	32	68	100	4.3	49	0	74	49	9	43	245	10.7		
12	HUNT, Treasure	11-3	223:30	20.3	30-74	.405	8-28	.286	8-13	.615	8	30	38	3.5	24	0	9	19	3	7	76	6.9		
1	TOURE, Kadidia	23-7	437:39	19.0	61-133	.459	0-5	.000	27-46	.587	39	56	95	4.1	56	0	10	23	6	15	149	6.5		
22	THOMPSON, Journey	23-19	516:40	22.5	60-157	.382	0-1	.000	26-45	.578	50	65	115	5.0	72	3	14	31	14	23	146	6.3		
44	SOUSA, Isadora	12-11	258:11	21.5	23-48	.479	12-22	.545	3-11	.273	9	30	39	3.3	28	0	15	10	2	11	61	5.1		
11	BESSELINK, Maggie	12-11	227:15	18.9	16-49	.327	4-16	.250	10-18	.556	15	40	55	4.6	44	3	9	18	6	7	46	3.8		
30	WIGGINS, Morasha	6-0	75:51	12.6	6-12	.500	0-2	.000	6-9	.667	2	6	8	1.3	5	0	1	4	1	3	18	3.0		
24	MILLER, Mallory	19-0	202:30	10.7	15-69	.217	6-31	.194	1-2	.500	15	23	38	2.0	23	0	4	15	5	2	37	1.9		
21	MILLER, Hanna	3-0	03:29	1.2	1-1	1.000	1-1	1.000	1-2	.500	0	0	0	0.0	0	0	0	0	0	0	4	1.3		
25	NOVOSEL, Adison	14-0	142:55	10.2	6-26	.231	6-23	.261	0-0	.000	0	14	14	1.0	13	0	3	0	0	4	18	1.3		
13	MAGOLICO, Sandra	20-3	189:12	9.5	10-32	.313	0-1	.000	3-19	.158	11	25	36	1.8	15	0	3	9	0	5	23	1.2		
10	RADOCAJ, Marina	6-0	19:41	3.3	1-3	.333	1-2	.500	0-0	.000	1	3	4	0.7	3	0	0	1	0	1	3	0.5		
Team											47	51	98					14						
Total		23	4600		528-1350	.391	111-338	.328	296-433	.684	267	507	774	33.7	439	7	227	301	54	173	1463	63.6		
Opponents		23	4600		574-1345	.427	143-427	.335	306-432	.708	313	603	916	39.8	380	7	346	360	98	125	1597	69.4		

Team Statistics

	ASU	OPP
Scoring		
Points per game	63.6	69.4
Scoring margin	-5.8	-
Field goals-att		
Field goal pct	.391	.427
3 point fg-att		
3-point FG pct	.328	.335
3-pt FG made per game	4.8	6.2
Free throws-att		
Free throw pct	.684	.708
F-Throws made per game	12.9	13.3
Rebounds		
Rebounds per game	33.7	39.8
Rebounding margin	-6.2	-
Assists		
Assists per game	9.9	15.0
Turnovers		
Turnovers per game	13.1	15.7
Turnover margin	+2.6	-
Assist/turnover ratio	0.8	1.0
Steals		
Steals per game	7.5	5.4
Blocks		
Blocks per game	2.3	4.3
Winning streak		
Home win streak	1	-
Attendance		
Home games-Avg/Game	12-1865	7-3086
Neutral site-Avg/Game	-	4-1837

Team Results

Date	Opponent		Score	Att.
11/06/2023	UTSA	W	70-55	821
11/10/2023	Montana St.	W	75-62	1521
11/13/2023	San Francisco	W	77-69	1397
11/16/2023	at Grambling	L	67-70	521
11/19/2023	Idaho St.	W	72-40	1776
11/23/2023	vs Texas	L	42-84	1224
11/24/2023	vs South Fla.	W	66-49	1824
11/25/2023	vs High Point	W	77-69	2424
12/01/2023	Pacific	W	76-66	1808
12/08/2023	Grand Canyon	L	59-66	2104
12/17/2023	Arizona	L	52-91	3907
12/20/2023	vs Fresno St.	W	80-76	1875
12/30/2023	Santa Clara	L	55-65	1586
01/05/2024	Utah	L	41-58	1871
01/07/2024	Colorado	L	68-81	1362
01/12/2024	at Oregon	L	53-65	6086
01/14/2024	at Oregon St.	L	55-92	0
01/19/2024	at Washington St.	L	64-79	1042
01/21/2024	at Washington	W	73-65	2614
01/26/2024	Stanford	L	50-80	2578
01/28/2024	California	W	76-71	1650
02/04/2024	at Arizona	L	52-63	8210
02/09/2024	at Southern California	L	63-81	3128



2023-24 Arizona St. Women's Basketball Combined Team Statistics In Conference games

Page 1/1
as of Feb 10, 2024

Game Records

Record	Overall	Home	Away	Neutral
ALL GAMES	2-9	1-4	1-5	0-0
CONFERENCE	2-9	1-4	1-5	0-0
NON-CONFERENCE	0-0	0-0	0-0	0-0

Score by Periods

Team	1st	2nd	3rd	4th	OT	TOT
Arizona St.	151	147	179	170	0	647
Opponents	218	201	216	191	0	826

Team Box Score

No.	Player				Total		3-Point		F-Throw		Rebounds													
		GP-GS	MIN	AVG	FG-FGA	FG%	3FG-3FGA	3FG%	FT-FTA	FT%	OFF	DEF	TOT	AVG	PF	DQ	A	TO	BLK	STL	PTS	AVG		
23	BROWN, Jalyn	11-11	411:24	37.4	77-194	.397	19-51	.373	62-75	.827	20	23	43	3.9	33	0	21	40	2	9	235	21.4		
4	CRISP, Trayanna	11-11	350:28	31.9	45-115	.391	15-45	.333	15-21	.714	9	23	32	2.9	17	0	17	14	2	10	120	10.9		
2	SIMMONS, Jaddan	11-11	423:00	38.5	26-86	.302	3-9	.333	33-42	.786	16	32	48	4.4	18	0	36	23	4	15	88	8.0		
22	THOMPSON, Journey	11-11	275:58	25.1	30-83	.361	0-0	.000	6-14	.429	21	33	54	4.9	37	2	12	14	7	12	66	6.0		
44	SOUSA, Isadora	11-10	238:47	21.7	21-42	.500	11-20	.550	1-9	.111	7	29	36	3.3	26	0	14	10	2	11	54	4.9		
12	HUNT, Treasure	1-0	21:56	21.9	1-8	.125	0-4	.000	2-4	.500	2	3	5	5.0	2	0	0	2	1	0	4	4.0		
1	TOURE, Kadidia	11-0	144:32	13.1	12-37	.324	0-1	.000	9-13	.692	10	13	23	2.1	22	0	2	9	1	1	33	3.0		
24	MILLER, Mallory	9-0	108:47	12.1	11-40	.275	5-19	.263	0-0	.000	7	10	17	1.9	17	0	2	9	3	1	27	3.0		
25	NOVOSEL, Adison	9-0	123:06	13.7	6-23	.261	6-21	.286	0-0	.000	0	14	14	1.6	10	0	2	0	0	4	18	2.0		
13	MAGOLICO, Sandra	9-0	73:24	8.2	1-7	.143	0-0	.000	0-6	.000	1	10	11	1.2	8	0	0	5	0	0	2	0.2		
10	RADOCAJ, Marina	1-0	03:31	3.5	0-0	.000	0-0	.000	0-0	.000	0	0	0	0.0	0	0	0	0	0	0	0	0.0		
11	BESSELINK, Maggie	2-1	25:06	12.6	0-7	.000	0-4	.000	0-0	.000	2	1	3	1.5	6	0	1	2	0	0	0	0.0		
Team											28	30	58					8						
Total		11	2200		230-642	.358	59-174	.339	128-184	.696	123	221	344	31.3	196	2	107	136	22	63	647	58.8		
Opponents		11	2200		309-654	.472	73-206	.354	135-199	.678	150	304	454	41.3	177	2	198	149	68	60	826	75.1		

Team Statistics

	ASU	OPP
Scoring		
Points per game	58.8	75.1
Scoring margin	-16.3	-
Field goals-att		
Field goal pct	.358	.472
3 point fg-att		
3-point FG pct	.339	.354
3-pt FG made per game	5.4	6.6
Free throws-att		
Free throw pct	.696	.678
F-Throws made per game	11.6	12.3
Rebounds		
Rebounds per game	31.3	41.3
Rebounding margin	-10.0	-
Assists		
Assists per game	9.7	18.0
Turnovers		
Turnovers per game	12.4	13.5
Turnover margin	+1.2	-
Assist/turnover ratio	0.8	1.3
Steals		
Steals per game	5.7	5.5
Blocks		
Blocks per game	2.0	6.2
Winning streak		
Home win streak	1	-
Attendance		
Home games-Avg/Game	5-2274	6-3513
Neutral site-Avg/Game	-	0-0

Team Results

Date	Opponent		Score	Att.
12/17/2023	Arizona	L	52-91	3907
01/05/2024	Utah	L	41-58	1871
01/07/2024	Colorado	L	68-81	1362
01/12/2024	at Oregon	L	53-65	6086
01/14/2024	at Oregon St.	L	55-92	0
01/19/2024	at Washington St.	L	64-79	1042
01/21/2024	at Washington	W	73-65	2614
01/26/2024	Stanford	L	50-80	2578
01/28/2024	California	W	76-71	1650
02/04/2024	at Arizona	L	52-63	8210
02/09/2024	at Southern California	L	63-81	3128



Arizona St. Women's Basketball
Individual Career Summaries
All games

Page 1/9
as of Feb 10, 2024

BESSELINK, Maggie

				Field Goals		3-Point		F-Throws		Rebounds										Scoring	
SEASON	TEAM	GP-GS	MIN/AVG	FG-FGA	FG%	3FG-3FGA	3FG%	FT-FTA	FT%	OFF	DEF	TOT	AVG	PF-FO	A	TO	BLK	STL	PTS	AVG	
2020-21	ASU	18-14	389/21.6	31-83	.373	5-13	.385	24-33	.727	41	61	102	5.7	47-2	13	38	8	12	91	5.1	
2021-22	ASU	12-7	197/16.4	19-49	.388	0-7	.000	8-17	.471	27	37	64	5.3	28-1	8	12	5	5	46	3.8	
2023-24	ASU	12-11	227/18.9	16-49	.327	4-16	.250	10-18	.556	15	40	55	4.6	44-3	9	18	6	7	46	3.8	
TOTAL		42-32	813/19.4	66-181	.365	9-36	.250	42-68	.618	83	138	221	5.3	119-6	30	68	19	24	183	4.4	

Single Game Highs

Statistic	Value	
Points	13	vs Southern California 03/03/21
Rebounds	15	vs Minnesota 11/12/21
Assists	3	vs Washington 02/12/21
Steals	3	vs Idaho St. 11/19/23
Blocks	3	vs Marist 11/21/21
FG Made	5	at Grambling 11/16/23
FG Attempts	10	at Grambling 11/16/23
3FG Made	3	vs UTSA 11/06/23
3FG Attempts	4	vs UTSA 11/06/23
FT Made	5	vs Idaho St. 11/19/23
FT Attempts	8	vs Baylor 11/26/21

BROWN, Jalyn

				Field Goals		3-Point		F-Throws		Rebounds									Scoring	
SEASON	TEAM	GP-GS	MIN/AVG	FG-FGA	FG%	3FG-3FGA	3FG%	FT-FTA	FT%	OFF	DEF	TOT	AVG	PF-FO	A	TO	BLK	STL	PTS	AVG
2022-23	LOU	7-0	32/4.6	3-9	.333	1-4	.250	1-2	.500	2	1	3	0.4	1-0	0	4	0	3	8	1.1
2023-24	ASU	21-19	725/34.5	130-314	.414	29-80	.363	79-100	.790	25	51	76	3.6	64-1	31	70	4	20	368	17.5
TOTAL FOR ASU		21-19	725/34.5	130-314	.414	29-80	.363	79-100	.790	25	51	76	3.6	64-1	31	70	4	20	368	17.5
TOTAL		28-19	756/27.0	133-323	.412	30-84	.357	80-102	.784	27	52	79	2.8	65-1	31	74	4	23	376	13.4

Single Game Highs

Statistic	Value	
Points	35	vs Colorado 01/07/24
Rebounds	8	vs Arizona 12/17/23
Assists	4	vs Colorado 01/07/24
Steals	4	vs Santa Clara 12/30/23
Blocks	1	4 times
FG Made	11	vs Colorado 01/07/24, at Washington 01/21/24
FG Attempts	23	vs Colorado 01/07/24
3FG Made	4	at Washington 01/21/24
3FG Attempts	7	vs UTSA 11/06/23, vs Colorado 01/07/24
FT Made	11	vs Colorado 01/07/24
FT Attempts	12	vs Colorado 01/07/24, at Washington St. 01/19/24



Arizona St. Women's Basketball
Individual Career Summaries
All games

Page 2/9
as of Feb 10, 2024

CRISP, Trayanna

				Field Goals		3-Point		F-Throws		Rebounds										Scoring	
SEASON	TEAM	GP-GS	MIN/AVG	FG-FGA	FG%	3FG-3FGA	3FG%	FT-FTA	FT%	OFF	DEF	TOT	AVG	PF-FO	A	TO	BLK	STL	PTS	AVG	
2022-23	ASU	28-7	605/21.6	51-170	.300	14-59	.237	36-50	.720	16	49	65	2.3	58-1	37	38	1	16	152	5.4	
2023-24	ASU	23-20	743/32.3	100-239	.418	34-98	.347	35-46	.761	13	45	58	2.5	43-0	54	38	4	32	269	11.7	
TOTAL		51-27	1347/26.4	151-409	.369	48-157	.306	71-96	.740	29	94	123	2.4	101-1	91	76	5	48	421	8.3	

Single Game Highs

Statistic	Value	
Points	18	vs Grand Canyon 12/08/23
Rebounds	5	6 times
Assists	6	vs Idaho St. 11/19/23
Steals	4	vs Santa Clara 12/30/23, vs Stanford 01/26/24
Blocks	1	5 times
FG Made	7	4 times
FG Attempts	18	vs Stanford 01/26/24
3FG Made	4	vs Grand Canyon 12/08/23
3FG Attempts	7	5 times
FT Made	7	vs Colorado 01/07/24
FT Attempts	8	vs Colorado 01/07/24

HUNT, Treasure

				Field Goals		3-Point		F-Throws		Rebounds										Scoring	
SEASON	TEAM	GP-GS	MIN/AVG	FG-FGA	FG%	3FG-3FGA	3FG%	FT-FTA	FT%	OFF	DEF	TOT	AVG	PF-FO	A	TO	BLK	STL	PTS	AVG	
2020-21	UK	15-1	195/13.0	21-62	.339	10-32	.313	4-6	.667	10	22	32	2.1	16-0	10	13	5	4	56	3.7	
2021-22	UK	30-29	715/23.8	74-209	.354	17-66	.258	42-79	.532	57	82	139	4.6	49-0	42	50	21	16	207	6.9	
2022-23	ASU	27-27	919/34.1	103-344	.299	28-118	.237	71-103	.689	41	123	164	6.1	49-1	20	48	22	25	305	11.3	
2023-24	ASU	11-3	223/20.3	30-74	.405	8-28	.286	8-13	.615	8	30	38	3.5	24-0	9	19	3	7	76	6.9	
TOTAL FOR ASU		38-30	1143/30.1	133-418	.318	36-146	.247	79-116	.681	49	153	202	5.3	73-1	29	67	25	32	381	10.0	
TOTAL		83-60	2053/24.7	228-689	.331	63-244	.258	125-201	.622	116	257	373	4.5	138-1	81	130	51	52	644	7.8	

Single Game Highs

Statistic	Value	
Points	24	vs Arizona 01/22/23
Rebounds	15	at New Mexico 11/20/22
Assists	5	vs Presbyterian 11/09/21
Steals	3	vs Florida 01/20/22, vs California 02/10/23
Blocks	2	14 times
FG Made	8	vs High Point 11/25/23
FG Attempts	18	at Stanford 12/31/22
3FG Made	3	6 times
3FG Attempts	9	at Arizona 12/29/22
FT Made	9	vs Arizona 01/22/23
FT Attempts	10	vs DePaul 12/09/21, at Montana St. 11/15/22, vs Arizona 01/22/23



Arizona St. Women's Basketball
Individual Career Summaries
All games

Page 3/9
as of Feb 10, 2024

MAGOLICO, Sandra

				Field Goals		3-Point		F-Throws		Rebounds									Scoring	
SEASON	TEAM	GP-GS	MIN/AVG	FG-FGA	FG%	3FG-3FGA	3FG%	FT-FTA	FT%	OFF	DEF	TOT	AVG	PF-FO	A	TO	BLK	STL	PTS	AVG
2023-24	ASU	20-3	189/9.5	10-32	.313	0-1	.000	3-19	.158	11	25	36	1.8	15-0	3	9	0	5	23	1.2
TOTAL		20-3	189/9.5	10-32	.313	0-1	.000	3-19	.158	11	25	36	1.8	15-0	3	9	0	5	23	1.2

Single Game Highs

Statistic	Value	
Points	8	vs South Fla. 11/24/23
Rebounds	7	vs South Fla. 11/24/23
Assists	1	vs UTSA 11/06/23, vs San Francisco 11/13/23, vs High Point 11/25/23
Steals	3	vs South Fla. 11/24/23
FG Made	4	vs South Fla. 11/24/23
FG Attempts	7	vs South Fla. 11/24/23
3FG Attempts	1	vs South Fla. 11/24/23
FT Made	2	vs High Point 11/25/23
FT Attempts	5	vs South Fla. 11/24/23

MILLER, Hanna

				Field Goals		3-Point		F-Throws		Rebounds										Scoring	
SEASON	TEAM	GP-GS	MIN/AVG	FG-FGA	FG%	3FG-3FGA	3FG%	FT-FTA	FT%	OFF	DEF	TOT	AVG	PF-FO	A	TO	BLK	STL	PTS	AVG	
2023-24	ASU	3-0	3/1.2	1-1	1.000	1-1	1.000	1-2	.500	0	0	0	0.0	0-0	0	0	0	0	4	1.3	
TOTAL		3-0	3/1.2	1-1	1.000	1-1	1.000	1-2	.500	0	0	0	0.0	0-0	0	0	0	0	4	1.3	

Single Game Highs

Statistic	Value	
Points	4	vs Idaho St. 11/19/23
FG Made	1	vs Idaho St. 11/19/23
FG Attempts	1	vs Idaho St. 11/19/23
3FG Made	1	vs Idaho St. 11/19/23
3FG Attempts	1	vs Idaho St. 11/19/23
FT Made	1	vs Idaho St. 11/19/23
FT Attempts	2	vs Idaho St. 11/19/23



Arizona St. Women's Basketball
Individual Career Summaries
All games

Page 4/9
as of Feb 10, 2024

MILLER, Mallory

				Field Goals		3-Point		F-Throws		Rebounds									Scoring	
SEASON	TEAM	GP-GS	MIN/AVG	FG-FGA	FG%	3FG-3FGA	3FG%	FT-FTA	FT%	OFF	DEF	TOT	AVG	PF-FO	A	TO	BLK	STL	PTS	AVG
2023-24	ASU	19-0	202/10.7	15-69	.217	6-31	.194	1-2	.500	15	23	38	2.0	23-0	4	15	5	2	37	1.9
TOTAL		19-0	202/10.7	15-69	.217	6-31	.194	1-2	.500	15	23	38	2.0	23-0	4	15	5	2	37	1.9

Single Game Highs

Statistic	Value	
Points	15	at Washington St. 01/19/24
Rebounds	8	at Washington St. 01/19/24
Assists	1	4 times
Steals	1	vs Pacific 12/01/23, at Washington St. 01/19/24
Blocks	2	vs Montana St. 11/10/23
FG Made	6	at Washington St. 01/19/24
FG Attempts	16	at Washington St. 01/19/24
3FG Made	3	at Washington St. 01/19/24
3FG Attempts	7	at Washington St. 01/19/24
FT Made	1	vs Idaho St. 11/19/23
FT Attempts	2	vs Idaho St. 11/19/23

NOVOSEL, Adison

				Field Goals		3-Point		F-Throws		Rebounds										Scoring	
SEASON	TEAM	GP-GS	MIN/AVG	FG-FGA	FG%	3FG-3FGA	3FG%	FT-FTA	FT%	OFF	DEF	TOT	AVG	PF-FO	A	TO	BLK	STL	PTS	AVG	
2021-22	SF-PA	7-0	12/1.7	3-4	.750	2-3	.667	0-0	.000	1	1	2	0.3	0-0	1	1	0	1	8	1.1	
2022-23	SF-PA	28-25	575/20.5	35-132	.265	29-120	.242	3-6	.500	12	35	47	1.7	32-0	12	16	5	15	102	3.6	
2023-24	ASU	14-0	143/10.2	6-26	.231	6-23	.261	0-0	.000	0	14	14	1.0	13-0	3	0	0	4	18	1.3	
TOTAL FOR ASU		14-0	143/10.2	6-26	.231	6-23	.261	0-0	.000	0	14	14	1.0	13-0	3	0	0	4	18	1.3	
TOTAL		49-25	730/14.9	44-162	.272	37-146	.253	3-6	.500	13	50	63	1.3	45-0	16	17	5	20	128	2.6	

Single Game Highs

Statistic	Value	
Points	12	vs Central Conn. St. 01/28/23
Rebounds	6	at Xavier 11/13/22, at Sacred Heart 02/09/23
Assists	3	at Marquette 11/27/22
Steals	3	vs Coppin St. 12/11/22
Blocks	1	5 times
FG Made	4	vs Central Conn. St. 01/28/23
FG Attempts	9	at Central Conn. St. 01/08/23
3FG Made	4	vs Central Conn. St. 01/28/23
3FG Attempts	8	vs Towson 11/19/22, at Central Conn. St. 01/08/23
FT Made	1	at Michigan 11/11/22, at Xavier 11/13/22, vs Merrimack 02/04/23
FT Attempts	2	at Michigan 11/11/22, at Xavier 11/13/22, vs Merrimack 02/04/23



Arizona St. Women's Basketball
Individual Career Summaries
All games

Page 5/9
as of Feb 10, 2024

RADOCAJ, Marina

				Field Goals		3-Point		F-Throws		Rebounds										Scoring	
SEASON	TEAM	GP-GS	MIN/AVG	FG-FGA	FG%	3FG-3FGA	3FG%	FT-FTA	FT%	OFF	DEF	TOT	AVG	PF-FO	A	TO	BLK	STL	PTS	AVG	
2023-24	ASU	6-0	20/3.3	1-3	.333	1-2	.500	0-0	.000	1	3	4	0.7	3-0	0	1	0	1	3	0.5	
TOTAL		6-0	20/3.3	1-3	.333	1-2	.500	0-0	.000	1	3	4	0.7	3-0	0	1	0	1	3	0.5	

Single Game Highs

Statistic	Value	
Points	3	vs UTSA 11/06/23
Rebounds	3	vs Montana St. 11/10/23
Steals	1	vs UTSA 11/06/23
FG Made	1	vs UTSA 11/06/23
FG Attempts	2	vs UTSA 11/06/23
3FG Made	1	vs UTSA 11/06/23
3FG Attempts	1	vs UTSA 11/06/23, vs Montana St. 11/10/23

ROBINSON, Jaylah

				Field Goals		3-Point		F-Throws		Rebounds										Scoring	
SEASON	TEAM	GP-GS	MIN/AVG	FG-FGA	FG%	3FG-3FGA	3FG%	FT-FTA	FT%	OFF	DEF	TOT	AVG	PF-FO	A	TO	BLK	STL	PTS	AVG	
2022-23	ASU	1-0	1/1.5	0-0	.000	0-0	.000	0-0	.000	0	0	0	0.0	0-0	0	2	0	0	0	0.0	
TOTAL		1-0	1/1.5	0-0	.000	0-0	.000	0-0	.000	0	0	0	0.0	0-0	0	2	0	0	0	0.0	



Arizona St. Women's Basketball
Individual Career Summaries
All games

Page 6/9
as of Feb 10, 2024

SIMMONS, Jaddan

SEASON	TEAM	GP-GS	MIN/AVG	Field Goals		3-Point		F-Throws		Rebounds									Scoring	
				FG-FGA	FG%	3FG-3FGA	3FG%	FT-FTA	FT%	OFF	DEF	TOT	AVG	PF-FO	A	TO	BLK	STL	PTS	AVG
2020-21	ASU	24-24	725/30.2	76-225	.338	11-62	.177	96-121	.793	26	50	76	3.2	38-0	65	49	4	27	259	10.8
2021-22	ASU	26-26	760/29.2	77-196	.393	21-65	.323	75-105	.714	23	66	89	3.4	56-1	73	46	10	43	250	9.6
2022-23	ASU	27-27	997/36.9	115-304	.378	16-57	.281	90-119	.756	49	75	124	4.6	74-1	84	55	18	50	336	12.4
2023-24	ASU	23-22	836/36.3	69-193	.358	10-28	.357	97-122	.795	32	68	100	4.3	49-0	74	49	9	43	245	10.7
TOTAL		100-99	3318/33.2	337-918	.367	58-212	.274	358-467	.767	130	259	389	3.9	217-2	296	199	41	163	1090	10.9

Single Game Highs

Statistic	Value	
Points	26	vs Pacific 12/01/23
Rebounds	10	vs UCLA 03/01/23
Assists	8	vs Fresno St. 12/20/23
Steals	6	vs California 02/10/23
Blocks	3	vs Northern Ariz. 11/07/22
FG Made	9	vs Washington St. 01/27/23
FG Attempts	19	vs UCLA 03/01/23
3FG Made	3	4 times
3FG Attempts	8	at Southern California 01/31/21
FT Made	11	vs Arizona 01/22/23
FT Attempts	14	vs Arizona 01/22/23, vs Pacific 12/01/23



Arizona St. Women's Basketball
Individual Career Summaries
All games

Page 7/9
as of Feb 10, 2024

SKINNER, Tyi

				Field Goals		3-Point		F-Throws		Rebounds									Scoring	
SEASON	TEAM	GP-GS	MIN/AVG	FG-FGA	FG%	3FG-3FGA	3FG%	FT-FTA	FT%	OFF	DEF	TOT	AVG	PF-FO	A	TO	BLK	STL	PTS	AVG
2020-21	UD	29-2	588/20.3	80-240	.333	30-121	.248	64-80	.800	13	33	46	1.6	59-0	51	59	2	25	254	8.8
2021-22	UD	32-30	1080/33.7	139-405	.343	66-187	.353	66-84	.786	19	71	90	2.8	68-2	105	86	3	25	410	12.8
2022-23	ASU	28-28	1025/36.6	175-485	.361	68-196	.347	121-155	.781	16	61	77	2.8	82-2	67	77	3	48	539	19.3
TOTAL FOR ASU		28-28	1025/36.6	175-485	.361	68-196	.347	121-155	.781	16	61	77	2.8	82-2	67	77	3	48	539	19.3
TOTAL		89-60	2693/30.3	394-1130	.349	164-504	.325	251-319	.787	48	165	213	2.4	209-4	223	222	8	98	1203	13.5

Single Game Highs

Statistic	Value	
Points	29	at Grand Canyon 11/30/22, vs Missouri 12/04/22
Rebounds	10	at California 01/02/23
Assists	7	5 times
Steals	4	at Montana St. 11/15/22, vs Stanford 02/12/23, vs Colorado 02/17/23
Blocks	1	8 times
FG Made	10	at Towson 03/03/22, at Arizona 12/29/22, at UCLA 02/05/23
FG Attempts	29	vs Oregon St. 01/08/23
3FG Made	6	vs Missouri 12/04/22, at UCLA 02/05/23
3FG Attempts	14	vs Oregon St. 01/08/23
FT Made	15	at Grand Canyon 11/30/22
FT Attempts	17	at Grand Canyon 11/30/22

SOUSA, Isadora

				Field Goals		3-Point		F-Throws		Rebounds										Scoring	
SEASON	TEAM	GP-GS	MIN/AVG	FG-FGA	FG%	3FG-3FGA	3FG%	FT-FTA	FT%	OFF	DEF	TOT	AVG	PF-FO	A	TO	BLK	STL	PTS	AVG	
2021-22	ASU	7-0	70/10.0	4-16	.250	2-11	.182	2-4	.500	3	8	11	1.6	6-0	4	11	3	0	12	1.7	
2022-23	ASU	23-7	348/15.1	30-67	.448	4-16	.250	11-16	.688	21	54	75	3.3	23-0	25	16	2	12	75	3.3	
2023-24	ASU	12-11	258/21.5	23-48	.479	12-22	.545	3-11	.273	9	30	39	3.3	28-0	15	10	2	11	61	5.1	
TOTAL		42-18	676/16.1	57-131	.435	18-49	.367	16-31	.516	33	92	125	3.0	57-0	44	37	7	23	148	3.5	

Single Game Highs

Statistic	Value	
Points	12	at Washington St. 01/19/24, vs California 01/28/24
Rebounds	12	vs American 11/25/22
Assists	4	vs UCLA 03/01/23
Steals	3	vs Colorado 01/07/24
Blocks	1	7 times
FG Made	5	at Washington St. 01/19/24
FG Attempts	10	at Washington St. 01/19/24
3FG Made	4	vs California 01/28/24
3FG Attempts	5	at Arizona 02/04/24
FT Made	5	at New Mexico 11/20/22
FT Attempts	6	at New Mexico 11/20/22



Arizona St. Women's Basketball
Individual Career Summaries
All games

Page 8/9
as of Feb 10, 2024

THOMPSON, Journey

				Field Goals		3-Point		F-Throws		Rebounds									Scoring	
SEASON	TEAM	GP-GS	MIN/AVG	FG-FGA	FG%	3FG-3FGA	3FG%	FT-FTA	FT%	OFF	DEF	TOT	AVG	PF-FO	A	TO	BLK	STL	PTS	AVG
2022-23	ASU	13-3	142/10.9	17-39	.436	0-0	.000	9-10	.900	12	27	39	3.0	19-0	1	7	6	6	43	3.3
2023-24	ASU	23-19	517/22.5	60-157	.382	0-1	.000	26-45	.578	50	65	115	5.0	72-3	14	31	14	23	146	6.3
TOTAL		36-22	659/18.3	77-196	.393	0-1	.000	35-55	.636	62	92	154	4.3	91-3	15	38	20	29	189	5.3

Single Game Highs

Statistic	Value	
Points	16	at Oregon St. 01/14/24
Rebounds	13	vs Stanford 01/26/24
Assists	3	vs Stanford 01/26/24, at Southern California 02/09/24
Steals	4	vs Fresno St. 12/20/23, at Oregon St. 01/14/24
Blocks	2	4 times
FG Made	7	at Oregon St. 01/14/24
FG Attempts	18	at Oregon St. 01/14/24
3FG Attempts	1	vs Montana St. 11/10/23
FT Made	6	vs San Francisco 11/13/23
FT Attempts	7	vs San Francisco 11/13/23

TOURE, Kadidia

				Field Goals		3-Point		F-Throws		Rebounds										Scoring	
SEASON	TEAM	GP-GS	MIN/AVG	FG-FGA	FG%	3FG-3FGA	3FG%	FT-FTA	FT%	OFF	DEF	TOT	AVG	PF-FO	A	TO	BLK	STL	PTS	AVG	
2022-23	JMU	21-0	166/7.9	25-56	.446	1-4	.250	20-28	.714	18	23	41	2.0	30-0	9	18	3	9	71	3.4	
2023-24	ASU	23-7	438/19.0	61-133	.459	0-5	.000	27-46	.587	39	56	95	4.1	56-0	10	23	6	15	149	6.5	
TOTAL FOR ASU		23-7	438/19.0	61-133	.459	0-5	.000	27-46	.587	39	56	95	4.1	56-0	10	23	6	15	149	6.5	
TOTAL		44-7	603/13.7	86-189	.455	1-9	.111	47-74	.635	57	79	136	3.1	86-0	19	41	9	24	220	5.0	

Single Game Highs

Statistic	Value	
Points	22	vs San Francisco 11/13/23, vs Fresno St. 12/20/23
Rebounds	14	vs San Francisco 11/13/23
Assists	3	vs Idaho St. 11/19/23
Steals	3	vs Queens (NC) 11/13/22, vs San Francisco 11/13/23, vs Idaho St. 11/19/23
Blocks	2	vs Liberty 11/23/22, vs Pacific 12/01/23, vs Santa Clara 12/30/23
FG Made	10	vs Fresno St. 12/20/23
FG Attempts	15	at Grambling 11/16/23
3FG Made	1	at Coastal Carolina 01/26/23
3FG Attempts	3	vs San Francisco 11/13/23
FT Made	6	at Grambling 11/16/23
FT Attempts	9	at Grambling 11/16/23



Arizona St. Women's Basketball
Individual Career Summaries
All games

Page 9/9
as of Feb 10, 2024

WIGGINS, Morasha

				Field Goals		3-Point		F-Throws		Rebounds									Scoring	
SEASON	TEAM	GP-GS	MIN/AVG	FG-FGA	FG%	3FG-3FGA	3FG%	FT-FTA	FT%	OFF	DEF	TOT	AVG	PF-FO	A	TO	BLK	STL	PTS	AVG
2021-22	UNC	21-0	174/8.3	10-38	.263	6-19	.316	6-16	.375	12	18	30	1.4	19-0	5	5	1	8	32	1.5
2023-24	ASU	6-0	76/12.6	6-12	.500	0-2	.000	6-9	.667	2	6	8	1.3	5-0	1	4	1	3	18	3.0
TOTAL FOR ASU		6-0	76/12.6	6-12	.500	0-2	.000	6-9	.667	2	6	8	1.3	5-0	1	4	1	3	18	3.0
TOTAL		27-0	250/9.2	16-50	.320	6-21	.286	12-25	.480	14	24	38	1.4	24-0	6	9	2	11	50	1.9

Single Game Highs

Statistic	Value	
Points	10	vs App State 11/17/21
Rebounds	4	vs App State 11/17/21, at Grambling 11/16/23
Assists	1	6 times
Steals	2	vs N.C. A&T 11/09/21
Blocks	1	at Wake Forest 02/03/22, vs High Point 11/25/23
FG Made	3	vs App State 11/17/21
FG Attempts	6	vs App State 11/17/21, vs San Francisco 11/13/23
3FG Made	2	vs App State 11/17/21
3FG Attempts	3	vs App State 11/17/21, vs Virginia 01/20/22, vs Duke 02/27/22
FT Made	4	vs San Francisco 11/13/23
FT Attempts	4	vs App State 11/17/21, vs Washington 11/27/21, vs San Francisco 11/13/23



2023-24 Arizona St. Women's Basketball
Points-rebounds-assists
All games

Page 1/2
as of Feb 10, 2024

Opponent	Date	Score		1 TOURE,KADI	2 SIMMONS,JA	4 CRISP,TRAY	10 RADOCAJ,MA	11 BESSELINK,	12 HUNT,TREAS	13 MAGOLICO,S	21 MILLER,HAN	22 THOMPSON,J	23 BROWN,JALY	24 MILLER,MAL
UTSA	11/06/2023	70-55	W	2-4-0	17-3-4	10-3-2	3-0-0	10-5-0	5-3-1	2-3-1	0-0-0	5-4-0	16-4-1	0-1-1
Montana St.	11/10/2023	75-62	W	17-7-0	17-7-4	8-2-4	0-3-0	0-3-1	9-5-1	0-0-0	DNP	13-12-0	11-3-1	0-3-0
San Francisco	11/13/2023	77-69	W	22-14-0	12-3-4	12-2-4	DNP	6-6-1	3-1-1	0-0-1	DNP	12-5-0	DNP	2-1-0
at Grambling	11/16/2023	67-70	L	18-7-2	18-3-3	10-1-2	DNP	11-10-1	4-3-3	0-0-0	DNP	2-3-1	DNP	DNP
Idaho St.	11/19/2023	72-40	W	4-4-3	8-6-3	17-4-6	0-0-0	10-7-1	7-3-0	0-0-0	4-0-0	12-5-0	1-1-0	5-7-1
vs Texas	11/23/2023	42-84	L	4-4-0	5-1-1	11-2-0	DNP	0-5-1	11-3-0	1-4-0	DNP	1-1-0	7-4-1	0-2-0
vs South Fla.	11/24/2023	66-49	W	9-6-1	4-3-4	17-2-1	0-1-0	0-6-2	14-2-2	8-7-0	0-0-0	0-2-0	14-3-0	0-0-0
vs High Point	11/25/2023	77-69	W	0-2-0	9-6-3	12-2-4	DNP	2-0-0	19-8-1	4-5-1	DNP	11-8-0	20-4-1	DNP
Pacific	12/01/2023	76-66	W	7-3-0	26-7-2	8-2-4	0-0-0	7-6-0	0-2-0	2-2-0	DNP	6-8-0	20-3-3	0-2-0
Grand Canyon	12/08/2023	59-66	L	1-8-1	20-3-0	18-1-5	DNP	0-4-1	DNP	0-1-0	DNP	4-3-1	16-1-2	0-1-0
Arizona	12/17/2023	52-91	L	4-4-0	11-2-0	12-4-1	DNP	0-2-1	4-5-0	0-0-0	DNP	2-0-0	19-8-1	0-0-0
vs Fresno St.	12/20/2023	80-76	W	22-9-1	10-3-8	14-0-2	DNP	DNP	0-3-0	4-3-0	DNP	10-3-0	20-7-1	0-1-0
Santa Clara	12/30/2023	55-65	L	10-4-0	11-7-2	12-5-3	DNP	DNP	DNP	DNP	DNP	4-7-0	8-3-0	3-3-0
Utah	01/05/2024	41-58	L	4-5-1	2-7-4	1-0-0	DNP	DNP	DNP	0-0-0	DNP	4-7-2	21-3-2	0-1-0
Colorado	01/07/2024	68-81	L	2-1-1	9-5-5	12-4-1	DNP	DNP	DNP	0-5-0	DNP	0-3-0	35-5-4	0-2-0
at Oregon	01/12/2024	53-65	L	3-0-0	0-6-3	11-3-3	DNP	DNP	DNP	0-2-0	DNP	12-4-1	11-4-3	2-0-0
at Oregon St.	01/14/2024	55-92	L	1-2-0	6-4-1	7-3-1	0-0-0	DNP	DNP	0-0-0	DNP	16-5-0	20-4-0	5-3-1
at Washington St.	01/19/2024	64-79	L	0-1-0	13-7-7	0-0-0	DNP	0-1-0	DNP	DNP	DNP	0-0-0	21-5-1	15-8-0
at Washington	01/21/2024	73-65	W	2-0-0	9-6-3	16-3-2	DNP	DNP	DNP	2-2-0	DNP	5-4-0	34-1-2	2-1-1
Stanford	01/26/2024	50-80	L	3-1-0	7-1-4	16-5-0	DNP	DNP	DNP	0-1-0	DNP	4-13-3	17-5-1	3-2-0
California	01/28/2024	76-71	W	2-0-0	15-4-3	13-3-2	DNP	DNP	DNP	DNP	DNP	13-8-2	21-2-2	0-0-0
at Arizona	02/04/2024	52-63	L	4-6-0	4-4-3	15-5-2	DNP	DNP	DNP	0-1-0	DNP	8-2-1	12-4-2	DNP
at Southern California	02/09/2024	63-81	L	8-3-0	12-2-3	17-2-5	DNP	DNP	DNP	0-0-0	DNP	2-8-3	24-2-3	DNP



2023-24 Arizona St. Women's Basketball
Points-rebounds-assists
All games

Page 2/2
as of Feb 10, 2024

Opponent	Date	Score		25 NOVOSEL,AD	30 WIGGINS,MO	44 SOUSA,ISAD
UTSA	11/06/2023	70-55	W	0-0-0	DNP	DNP
Montana St.	11/10/2023	75-62	W	DNP	DNP	DNP
San Francisco	11/13/2023	77-69	W	DNP	8-2-1	DNP
at Grambling	11/16/2023	67-70	L	DNP	4-4-0	DNP
Idaho St.	11/19/2023	72-40	W	0-0-0	4-1-0	DNP
vs Texas	11/23/2023	42-84	L	0-0-0	2-1-0	DNP
vs South Fla.	11/24/2023	66-49	W	0-0-0	0-0-0	DNP
vs High Point	11/25/2023	77-69	W	DNP	0-0-0	DNP
Pacific	12/01/2023	76-66	W	DNP	DNP	DNP
Grand Canyon	12/08/2023	59-66	L	DNP	DNP	DNP
Arizona	12/17/2023	52-91	L	0-0-0	DNP	0-0-1
vs Fresno St.	12/20/2023	80-76	W	DNP	DNP	DNP
Santa Clara	12/30/2023	55-65	L	0-0-1	DNP	7-3-1
Utah	01/05/2024	41-58	L	9-5-0	DNP	0-4-1
Colorado	01/07/2024	68-81	L	0-2-0	DNP	10-5-2
at Oregon	01/12/2024	53-65	L	6-2-0	DNP	8-2-2
at Oregon St.	01/14/2024	55-92	L	0-2-1	DNP	0-2-1
at Washington St.	01/19/2024	64-79	L	3-1-1	DNP	12-7-1
at Washington	01/21/2024	73-65	W	DNP	DNP	3-3-0
Stanford	01/26/2024	50-80	L	0-2-0	DNP	0-0-0
California	01/28/2024	76-71	W	0-0-0	DNP	12-5-3
at Arizona	02/04/2024	52-63	L	0-0-0	DNP	9-7-3
at Southern California	02/09/2024	63-81	L	DNP	DNP	0-1-0



2023-24 Arizona St. Women's Basketball
Team Game-by-Game
All games

Page 1/1
as of Feb 10, 2024

				Total		3-Pointers		Free throws		Rebounds											
Opponent	Date	Score		FG-FGA	PCT	3FG-3FGA	PCT	FT-FTA	PCT	OFF	DEF	TOT	AVG	PF	A	TO	BLK	STL	PTS	AVG	
UTSA	11/06/2023	70-55	W	22-58	.379	9-26	.346	17-28	.607	14	22	36	36.0	25	10	14	1	12	70	70.0	
Montana St.	11/10/2023	75-62	W	26-66	.394	4-14	.286	19-23	.826	17	32	49	42.5	27	11	13	6	5	75	72.5	
San Francisco	11/13/2023	77-69	W	27-58	.466	5-19	.263	18-25	.720	8	29	37	40.7	17	12	11	6	10	77	74.0	
at Grambling	11/16/2023	67-70	L	23-55	.418	4-12	.333	17-26	.654	15	20	35	39.3	20	12	17	2	11	67	72.3	
Idaho St.	11/19/2023	72-40	W	22-53	.415	5-16	.313	23-31	.742	12	28	40	39.4	17	14	19	3	14	72	72.2	
vs Texas	11/23/2023	42-84	L	17-49	.347	0-3	.000	8-14	.571	8	24	32	38.2	26	3	27	1	2	42	67.2	
vs South Fla.	11/24/2023	66-49	W	28-63	.444	6-12	.500	4-12	.333	15	23	38	38.1	19	10	11	0	8	66	67.0	
vs High Point	11/25/2023	77-69	W	28-56	.500	5-17	.294	16-22	.727	7	29	36	37.9	19	10	10	2	2	77	68.3	
Pacific	12/01/2023	76-66	W	27-62	.435	1-8	.125	21-34	.618	12	23	35	37.6	22	9	10	6	13	76	69.1	
Grand Canyon	12/08/2023	59-66	L	23-53	.434	7-13	.538	6-8	.750	9	17	26	36.4	18	10	16	1	8	59	68.1	
Arizona	12/17/2023	52-91	L	19-62	.306	3-14	.214	11-16	.688	16	16	32	36.0	13	4	13	2	3	52	66.6	
vs Fresno St.	12/20/2023	80-76	W	33-67	.493	3-8	.375	11-15	.733	11	20	31	35.6	9	12	5	1	10	80	67.8	
Santa Clara	12/30/2023	55-65	L	22-68	.324	3-16	.188	8-11	.727	16	19	35	35.5	24	7	12	3	15	55	66.8	
Utah	01/05/2024	41-58	L	17-63	.270	5-17	.294	2-7	.286	13	24	37	35.6	13	10	13	5	6	41	64.9	
Colorado	01/07/2024	68-81	L	20-58	.345	5-16	.313	23-30	.767	14	27	41	36.0	27	13	16	1	8	68	65.1	
at Oregon	01/12/2024	53-65	L	22-55	.400	7-18	.389	2-3	.667	5	22	27	35.4	21	12	11	1	2	53	64.4	
at Oregon St.	01/14/2024	55-92	L	19-67	.284	3-16	.188	14-18	.778	15	15	30	35.1	19	5	11	2	6	55	63.8	
at Washington St.	01/19/2024	64-79	L	21-58	.362	6-24	.250	16-22	.727	14	17	31	34.9	20	10	15	2	9	64	63.8	
at Washington	01/21/2024	73-65	W	23-52	.442	8-13	.615	19-22	.864	5	21	26	34.4	17	8	8	1	6	73	64.3	
Stanford	01/26/2024	50-80	L	19-66	.288	4-16	.250	8-15	.533	14	19	33	34.4	18	8	10	0	6	50	63.6	
California	01/28/2024	76-71	W	28-51	.549	8-10	.800	12-16	.750	4	19	23	33.8	12	12	12	4	10	76	64.2	
at Arizona	02/04/2024	52-63	L	20-56	.357	5-18	.278	7-19	.368	13	23	36	33.9	17	11	14	4	6	52	63.6	
at Southern California	02/09/2024	63-81	L	22-54	.407	5-12	.417	14-16	.875	10	18	28	33.7	19	14	13	0	1	63	63.6	
Total		1463		528-1350	.391	111-338	.328	296-433	.684	267	507	774	33.7	439	227	301	54	173	1463	63.6	
Opponents		1597		574-1345	.427	143-427	.335	306-432	.708	313	603	916	39.8	380	346	360	98	125	1597	69.4	

Arizona St. Averages

Games Played	Points/game	FG Pct	3FG Pct	FT Pct	Rebounds/game	Assists/game	Turnovers/game	Assist/Turnover ratio	Steals/game	Blocks/game
23	63.6	39.1	32.8	68.4	33.7	9.9	13.1	0.8	7.5	2.3



2023-24 Arizona St. Women's Basketball
Opponents Game-by-Game
All games

Page 1/1
as of Feb 10, 2024

				Total		3-Pointers		Free throws		Rebounds											
Opponent	Date	Score		FG-FGA	PCT	3FG-3FGA	PCT	FT-FTA	PCT	OFF	DEF	TOT	AVG	PF	A	TO	BLK	STL	PTS	AVG	
UTSA	11/06/2023	70-55	W	20-58	.345	2-13	.154	13-24	.542	19	27	46	46.0	25	11	20	6	8	55	55.0	
Montana St.	11/10/2023	75-62	W	16-61	.262	4-22	.182	26-28	.929	13	24	37	41.5	18	12	12	2	7	62	58.5	
San Francisco	11/13/2023	77-69	W	25-67	.373	11-29	.379	8-11	.727	13	26	39	40.7	17	22	15	1	4	69	62.0	
at Grambling	11/16/2023	67-70	L	22-54	.407	15-24	.625	11-16	.688	15	22	37	39.8	21	15	25	0	5	70	64.0	
Idaho St.	11/19/2023	72-40	W	16-56	.286	2-11	.182	6-12	.500	13	22	35	38.8	23	10	25	4	5	40	59.2	
vs Texas	11/23/2023	42-84	L	31-72	.431	4-11	.364	18-27	.667	21	26	47	40.2	14	18	9	5	7	84	63.3	
vs South Fla.	11/24/2023	66-49	W	18-48	.375	3-19	.158	10-12	.833	7	25	32	39.0	10	7	20	4	2	49	61.3	
vs High Point	11/25/2023	77-69	W	22-59	.373	5-22	.227	20-26	.769	11	19	30	37.9	18	7	9	1	3	69	62.3	
Pacific	12/01/2023	76-66	W	24-57	.421	1-14	.071	17-28	.607	15	29	44	38.6	20	10	20	1	7	66	62.7	
Grand Canyon	12/08/2023	59-66	L	22-48	.458	4-14	.286	18-20	.900	10	22	32	37.9	10	8	17	1	8	66	63.0	
Arizona	12/17/2023	52-91	L	34-60	.567	13-20	.650	10-17	.588	13	30	43	38.4	17	24	12	6	5	91	65.5	
vs Fresno St.	12/20/2023	80-76	W	31-66	.470	12-25	.480	2-2	1.000	15	26	41	38.6	13	17	16	2	4	76	66.4	
Santa Clara	12/30/2023	55-65	L	18-45	.400	7-17	.412	22-27	.815	11	31	42	38.8	14	11	23	3	5	65	66.3	
Utah	01/05/2024	41-58	L	24-64	.375	5-24	.208	5-6	.833	17	35	52	39.8	12	13	14	3	4	58	65.7	
Colorado	01/07/2024	68-81	L	28-56	.500	6-20	.300	19-32	.594	10	27	37	39.6	25	21	13	7	8	81	66.7	
at Oregon	01/12/2024	53-65	L	25-59	.424	2-14	.143	13-25	.520	19	29	48	40.1	7	11	11	8	6	65	66.6	
at Oregon St.	01/14/2024	55-92	L	35-59	.593	9-18	.500	13-19	.684	9	35	44	40.4	20	25	14	6	6	92	68.1	
at Washington St.	01/19/2024	64-79	L	29-59	.492	5-23	.217	16-21	.762	13	21	34	40.0	20	16	14	9	7	79	68.7	
at Washington	01/21/2024	73-65	W	22-55	.400	9-28	.321	12-16	.750	12	22	34	39.7	17	13	15	6	2	65	68.5	
Stanford	01/26/2024	50-80	L	29-61	.475	6-13	.462	16-19	.842	14	35	49	40.2	15	24	12	7	8	80	69.1	
California	01/28/2024	76-71	W	26-57	.456	12-22	.545	7-8	.875	13	22	35	39.9	15	18	21	4	5	71	69.2	
at Arizona	02/04/2024	52-63	L	26-56	.464	2-6	.333	9-17	.529	11	25	36	39.7	14	13	15	6	6	63	68.9	
at Southern California	02/09/2024	63-81	L	31-68	.456	4-18	.222	15-19	.789	19	23	42	39.8	15	20	8	6	3	81	69.4	
Total		1597		574-1345	.427	143-427	.335	306-432	.708	313	603	916	39.8	380	346	360	98	125	1597	69.4	
Arizona St.		1463		528-1350	.391	111-338	.328	296-433	.684	267	507	774	33.7	439	227	301	54	173	1463	63.6	

Opponents Averages

Games Played	Points/game	FG Pct	3FG Pct	FT Pct	Rebounds/game	Assists/game	Turnovers/game	Assist/Turnover ratio	Steals/game	Blocks/game
23	69.4	42.7	33.5	70.8	39.8	15.0	15.7	1.0	5.4	4.3



2023-24 Arizona St. Women's Basketball
Team High/Low Analysis
All games

Page 1/4
as of Feb 10, 2024

Arizona St. - Game Highs

POINTS	80		vs Fresno St. (N) (12/20/2023)
	77		vs High Point (N) (11/25/2023)
	77		San Francisco (11/13/2023)
	76		California (01/28/2024)
	76		Pacific (12/01/2023)
FIELD GOALS MADE	33		vs Fresno St. (N) (12/20/2023)
	28		California (01/28/2024)
	28		vs High Point (N) (11/25/2023)
	28		vs South Fla. (N) (11/24/2023)
FIELD GOAL ATTEMPTS	68		Santa Clara (12/30/2023)
	67		at Oregon St. (01/14/2024)
	67		vs Fresno St. (N) (12/20/2023)
FIELD GOAL PERCENTAGE	.549	(28-51)	California (01/28/2024)
	.500	(28-56)	vs High Point (N) (11/25/2023)
3 PT FG MADE	9		UTSA (11/06/2023)
	8		California (01/28/2024)
	8		at Washington (01/21/2024)
3 PT FG ATTEMPTS	26		UTSA (11/06/2023)
	24		at Washington St. (01/19/2024)
3 PT FG PERCENTAGE	.800	(8-10)	California (01/28/2024)
	.615	(8-13)	at Washington (01/21/2024)
FREE THROWS MADE	23		Colorado (01/07/2024)
	23		Idaho St. (11/19/2023)
FREE THROW ATTEMPTS	34		Pacific (12/01/2023)
	31		Idaho St. (11/19/2023)
FREE THROW PERCENTAGE	.875	(14-16)	at Southern California (02/09/2024)
	.864	(19-22)	at Washington (01/21/2024)
REBOUNDS	49		Montana St. (11/10/2023)
	41		Colorado (01/07/2024)
ASSISTS	14		at Southern California (02/09/2024)
	14		Idaho St. (11/19/2023)
STEALS	15		Santa Clara (12/30/2023)
	14		Idaho St. (11/19/2023)
BLOCKED SHOTS	6		Pacific (12/01/2023)
	6		San Francisco (11/13/2023)
	6		Montana St. (11/10/2023)
TURNOVERS	27		vs Texas (N) (11/23/2023)
	19		Idaho St. (11/19/2023)
FOULS	27		Colorado (01/07/2024)
	27		Montana St. (11/10/2023)



2023-24 Arizona St. Women's Basketball
Team High/Low Analysis
All games

Page 2/4
as of Feb 10, 2024

Opponent - Game Highs

POINTS	92		at Oregon St. (01/14/2024)
	91		Arizona (12/17/2023)
	84		vs Texas (N) (11/23/2023)
	81		at Southern California (02/09/2024)
	81		Colorado (01/07/2024)
FIELD GOALS MADE	35		at Oregon St. (01/14/2024)
	34		Arizona (12/17/2023)
FIELD GOAL ATTEMPTS	72		vs Texas (N) (11/23/2023)
	68		at Southern California (02/09/2024)
FIELD GOAL PERCENTAGE	.593	(35-59)	at Oregon St. (01/14/2024)
	.567	(34-60)	Arizona (12/17/2023)
3 PT FG MADE	15		at Grambling (11/16/2023)
	13		Arizona (12/17/2023)
3 PT FG ATTEMPTS	29		San Francisco (11/13/2023)
	28		at Washington (01/21/2024)
3 PT FG PERCENTAGE	.650	(13-20)	Arizona (12/17/2023)
	.625	(15-24)	at Grambling (11/16/2023)
FREE THROWS MADE	26		Montana St. (11/10/2023)
	22		Santa Clara (12/30/2023)
FREE THROW ATTEMPTS	32		Colorado (01/07/2024)
	28		Pacific (12/01/2023)
	28		Montana St. (11/10/2023)
FREE THROW PERCENTAGE	1.000	(2-2)	vs Fresno St. (N) (12/20/2023)
	.929	(26-28)	Montana St. (11/10/2023)
REBOUNDS	52		Utah (01/05/2024)
	49		Stanford (01/26/2024)
ASSISTS	25		at Oregon St. (01/14/2024)
	24		Stanford (01/26/2024)
	24		Arizona (12/17/2023)
STEALS	8		Stanford (01/26/2024)
	8		Colorado (01/07/2024)
	8		Grand Canyon (12/08/2023)
	8		UTSA (11/06/2023)
BLOCKED SHOTS	9		at Washington St. (01/19/2024)
	8		at Oregon (01/12/2024)
TURNOVERS	25		Idaho St. (11/19/2023)
	25		at Grambling (11/16/2023)
FOULS	25		Colorado (01/07/2024)
	25		UTSA (11/06/2023)



2023-24 Arizona St. Women's Basketball
Team High/Low Analysis
All games

Page 3/4
as of Feb 10, 2024

Arizona St. - Game Lows

POINTS	41		Utah (01/05/2024)
	42		vs Texas (N) (11/23/2023)
	50		Stanford (01/26/2024)
	52		at Arizona (02/04/2024)
	52		Arizona (12/17/2023)
FIELD GOALS MADE	17		Utah (01/05/2024)
	17		vs Texas (N) (11/23/2023)
FIELD GOAL ATTEMPTS	49		vs Texas (N) (11/23/2023)
	51		California (01/28/2024)
FIELD GOAL PERCENTAGE	.270	(17-63)	Utah (01/05/2024)
	.284	(19-67)	at Oregon St. (01/14/2024)
3 PT FG MADE	0		vs Texas (N) (11/23/2023)
	1		Pacific (12/01/2023)
3 PT FG ATTEMPTS	3		vs Texas (N) (11/23/2023)
	8		vs Fresno St. (N) (12/20/2023)
	8		Pacific (12/01/2023)
3 PT FG PERCENTAGE	.000	(0-3)	vs Texas (N) (11/23/2023)
	.125	(1-8)	Pacific (12/01/2023)
FREE THROWS MADE	2		at Oregon (01/12/2024)
	2		Utah (01/05/2024)
FREE THROW ATTEMPTS	3		at Oregon (01/12/2024)
	7		Utah (01/05/2024)
FREE THROW PERCENTAGE	.286	(2-7)	Utah (01/05/2024)
	.333	(4-12)	vs South Fla. (N) (11/24/2023)
REBOUNDS	23		California (01/28/2024)
	26		at Washington (01/21/2024)
	26		Grand Canyon (12/08/2023)
ASSISTS	3		vs Texas (N) (11/23/2023)
	4		Arizona (12/17/2023)
STEALS	1		at Southern California (02/09/2024)
	2		at Oregon (01/12/2024)
	2		vs High Point (N) (11/25/2023)
	2		vs Texas (N) (11/23/2023)
BLOCKED SHOTS	0		at Southern California (02/09/2024)
	0		Stanford (01/26/2024)
	0		vs South Fla. (N) (11/24/2023)
TURNOVERS	5		vs Fresno St. (N) (12/20/2023)
	8		at Washington (01/21/2024)
FOULS	9		vs Fresno St. (N) (12/20/2023)
	12		California (01/28/2024)



2023-24 Arizona St. Women's Basketball
Team High/Low Analysis
All games

Page 4/4
as of Feb 10, 2024

Opponent - Game Lows

POINTS	40		Idaho St. (11/19/2023)
	49		vs South Fla. (N) (11/24/2023)
	55		UTSA (11/06/2023)
	58		Utah (01/05/2024)
	62		Montana St. (11/10/2023)
FIELD GOALS MADE	16		Idaho St. (11/19/2023)
	16		Montana St. (11/10/2023)
FIELD GOAL ATTEMPTS	45		Santa Clara (12/30/2023)
	48		Grand Canyon (12/08/2023)
	48		vs South Fla. (N) (11/24/2023)
FIELD GOAL PERCENTAGE	.262	(16-61)	Montana St. (11/10/2023)
	.286	(16-56)	Idaho St. (11/19/2023)
3 PT FG MADE	1		Pacific (12/01/2023)
	2		at Arizona (02/04/2024)
	2		at Oregon (01/12/2024)
	2		Idaho St. (11/19/2023)
	2		UTSA (11/06/2023)
3 PT FG ATTEMPTS	6		at Arizona (02/04/2024)
	11		vs Texas (N) (11/23/2023)
	11		Idaho St. (11/19/2023)
3 PT FG PERCENTAGE	.071	(1-14)	Pacific (12/01/2023)
	.143	(2-14)	at Oregon (01/12/2024)
FREE THROWS MADE	2		vs Fresno St. (N) (12/20/2023)
	5		Utah (01/05/2024)
FREE THROW ATTEMPTS	2		vs Fresno St. (N) (12/20/2023)
	6		Utah (01/05/2024)
FREE THROW PERCENTAGE	.500	(6-12)	Idaho St. (11/19/2023)
	.520	(13-25)	at Oregon (01/12/2024)
REBOUNDS	30		vs High Point (N) (11/25/2023)
	32		Grand Canyon (12/08/2023)
	32		vs South Fla. (N) (11/24/2023)
ASSISTS	7		vs High Point (N) (11/25/2023)
	7		vs South Fla. (N) (11/24/2023)
STEALS	2		at Washington (01/21/2024)
	2		vs South Fla. (N) (11/24/2023)
BLOCKED SHOTS	0		at Grambling (11/16/2023)
	1		Grand Canyon (12/08/2023)
	1		Pacific (12/01/2023)
	1		vs High Point (N) (11/25/2023)
	1		San Francisco (11/13/2023)
TURNOVERS	8		at Southern California (02/09/2024)
	9		vs High Point (N) (11/25/2023)
	9		vs Texas (N) (11/23/2023)
FOULS	7		at Oregon (01/12/2024)
	10		Grand Canyon (12/08/2023)
	10		vs South Fla. (N) (11/24/2023)



2023-24 Arizona St. Women's Basketball
Player Highs Analysis
All games

Page 1/4
as of Feb 10, 2024

Arizona St. - Individual Game Highs

POINTS	35		Jalyn Brown vs Colorado (01/07/2024)
	34		Jalyn Brown at Washington (01/21/2024)
	26		Jaddan Simmons vs Pacific (12/01/2023)
	24		Jalyn Brown at Southern California (02/09/2024)
	22		Kadidia Toure vs Fresno St. (N) (12/20/2023)
	22		Kadidia Toure vs San Francisco (11/13/2023)
FIELD GOALS MADE	11		Jalyn Brown at Washington (01/21/2024)
	11		Jalyn Brown vs Colorado (01/07/2024)
FIELD GOAL ATTEMPTS	23		Jalyn Brown vs Colorado (01/07/2024)
	21		Jalyn Brown at Oregon St. (01/14/2024)
	21		Jalyn Brown vs Utah (01/05/2024)
FIELD GOAL PERCENTAGE (min 5 made)	.833	(5-6)	Journey Thompson vs High Point (N) (11/25/2023)
	.769	(10-13)	Kadidia Toure vs Fresno St. (N) (12/20/2023)
3 PT FG MADE	4		Isadora Sousa vs California (01/28/2024)
	4		Jalyn Brown at Washington (01/21/2024)
	4		Trayanna Crisp vs Grand Canyon (12/08/2023)
3 PT FG ATTEMPTS	7		Trayanna Crisp at Southern California (02/09/2024)
	7		Mallory Miller at Washington St. (01/19/2024)
	7		Trayanna Crisp at Oregon (01/12/2024)
	7		Jalyn Brown vs Colorado (01/07/2024)
	7		Adison Novosel vs Utah (01/05/2024)
	7		Trayanna Crisp vs Grand Canyon (12/08/2023)
	7		Treasure Hunt vs High Point (N) (11/25/2023)
	7		Trayanna Crisp vs San Francisco (11/13/2023)
	7		Trayanna Crisp vs UTSA (11/06/2023)
3 PT FG PERCENTAGE (min 2 made)	1.000	(4-4)	Isadora Sousa vs California (01/28/2024)
	1.000	(3-3)	Jalyn Brown vs California (01/28/2024)
	1.000	(2-2)	Isadora Sousa vs Colorado (01/07/2024)
	1.000	(2-2)	Jaddan Simmons vs Arizona (12/17/2023)
	1.000	(2-2)	Treasure Hunt vs South Fla. (N) (11/24/2023)
	1.000	(2-2)	Jaddan Simmons at Grambling (11/16/2023)
FREE THROWS MADE	11		Jalyn Brown vs Colorado (01/07/2024)
	10		Jaddan Simmons vs Pacific (12/01/2023)
	10		Jaddan Simmons vs UTSA (11/06/2023)
FREE THROW ATTEMPTS	14		Jaddan Simmons vs Pacific (12/01/2023)
	12		Jalyn Brown at Washington St. (01/19/2024)
	12		Jalyn Brown vs Colorado (01/07/2024)
	12		Jaddan Simmons vs UTSA (11/06/2023)
FREE THROW PERCENTAGE (min 3 made)	1.000	(8-8)	Jalyn Brown at Washington (01/21/2024)
	1.000	(8-8)	Jaddan Simmons at Grambling (11/16/2023)
	1.000	(6-6)	Jalyn Brown vs California (01/28/2024)
	1.000	(6-6)	Jaddan Simmons vs Montana St. (11/10/2023)
	1.000	(5-5)	Jaddan Simmons at Southern California (02/09/2024)
	1.000	(5-5)	Maggie Besselink vs Idaho St. (11/19/2023)
	1.000	(5-5)	Trayanna Crisp vs Idaho St. (11/19/2023)
	1.000	(4-4)	Jaddan Simmons vs Fresno St. (N) (12/20/2023)
	1.000	(4-4)	Jalyn Brown vs Arizona (12/17/2023)
	1.000	(4-4)	Trayanna Crisp vs High Point (N) (11/25/2023)
	1.000	(4-4)	Jalyn Brown vs High Point (N) (11/25/2023)
	1.000	(4-4)	Morasha Wiggins vs San Francisco (11/13/2023)
	1.000	(3-3)	Jaddan Simmons vs Stanford (01/26/2024)
	1.000	(3-3)	Trayanna Crisp vs Pacific (12/01/2023)
	1.000	(3-3)	Trayanna Crisp vs Texas (N) (11/23/2023)



2023-24 Arizona St. Women's Basketball
Player Highs Analysis
All games

Page 2/4
as of Feb 10, 2024

Arizona St. - Individual Game Highs

REBOUNDS	14	Kadidia Toure vs San Francisco (11/13/2023)
	13	Journey Thompson vs Stanford (01/26/2024)
ASSISTS	8	Jaddan Simmons vs Fresno St. (N) (12/20/2023)
	7	Jaddan Simmons at Washington St. (01/19/2024)
STEALS	5	Jaddan Simmons at Washington St. (01/19/2024)
	5	Jaddan Simmons vs Grand Canyon (12/08/2023)
BLOCKED SHOTS	2	Jaddan Simmons at Arizona (02/04/2024)
	2	Journey Thompson vs Utah (01/05/2024)
	2	Kadidia Toure vs Santa Clara (12/30/2023)
	2	Journey Thompson vs Pacific (12/01/2023)
	2	Kadidia Toure vs Pacific (12/01/2023)
	2	Jaddan Simmons vs Pacific (12/01/2023)
	2	Maggie Besselink vs Idaho St. (11/19/2023)
	2	Maggie Besselink vs San Francisco (11/13/2023)
	2	Jaddan Simmons vs San Francisco (11/13/2023)
	2	Mallory Miller vs Montana St. (11/10/2023)
TURNOVERS	8	Trayanna Crisp vs Texas (N) (11/23/2023)
	8	Jaddan Simmons vs Texas (N) (11/23/2023)
FOULS	5	Journey Thompson at Oregon (01/12/2024)
	5	Journey Thompson vs Utah (01/05/2024)
	5	Jalyn Brown vs Santa Clara (12/30/2023)
	5	Journey Thompson vs Santa Clara (12/30/2023)
	5	Maggie Besselink vs Grand Canyon (12/08/2023)
	5	Maggie Besselink vs Texas (N) (11/23/2023)
	5	Maggie Besselink vs San Francisco (11/13/2023)



2023-24 Arizona St. Women's Basketball
Player Highs Analysis
All games

Page 3/4
as of Feb 10, 2024

Opponent - Individual Game Highs

POINTS	31		Juju Watkins at Southern California (02/09/2024)
	31		Mia Jacobs vs Fresno St. (N) (12/20/2023)
	27		Kiki Iriafen vs Stanford (01/26/2024)
	27		Raegan Beers at Oregon St. (01/14/2024)
	24		Elizabeth Elliott vs Pacific (12/01/2023)
FIELD GOALS MADE	13		Raegan Beers at Oregon St. (01/14/2024)
	12		Mia Jacobs vs Fresno St. (N) (12/20/2023)
FIELD GOAL ATTEMPTS	25		Juju Watkins at Southern California (02/09/2024)
	20		Mia Jacobs vs Fresno St. (N) (12/20/2023)
FIELD GOAL PERCENTAGE (min 5 made)	.769	(10-13)	Elizabeth Elliott vs Pacific (12/01/2023)
	.765	(13-17)	Raegan Beers at Oregon St. (01/14/2024)
3 PT FG MADE	7		Mia Jacobs vs Fresno St. (N) (12/20/2023)
	7		DeMya Young at Grambling (11/16/2023)
3 PT FG ATTEMPTS	11		Hannah Stines at Washington (01/21/2024)
	11		Mia Jacobs vs Fresno St. (N) (12/20/2023)
	11		DeMya Young at Grambling (11/16/2023)
3 PT FG PERCENTAGE (min 2 made)	1.000	(5-5)	Jazmyne Jackson at Grambling (11/16/2023)
	1.000	(2-2)	Mia Mastrov vs California (01/28/2024)
	1.000	(2-2)	AJ Marotte at Oregon St. (01/14/2024)
FREE THROWS MADE	13		Tess Heal vs Santa Clara (12/30/2023)
	12		Olivia Lane vs Grand Canyon (12/08/2023)
FREE THROW ATTEMPTS	15		Tess Heal vs Santa Clara (12/30/2023)
	14		Olivia Lane vs Grand Canyon (12/08/2023)
FREE THROW PERCENTAGE (min 3 made)	1.000	(9-9)	Katelynn Limardo vs Montana St. (11/10/2023)
	1.000	(7-7)	Kiki Iriafen vs Stanford (01/26/2024)
	1.000	(6-6)	Cameron Brink vs Stanford (01/26/2024)
	1.000	(5-5)	Lauren Bevis vs High Point (N) (11/25/2023)
	1.000	(5-5)	Jasmine Gayles vs San Francisco (11/13/2023)
	1.000	(4-4)	Dominika Paurova at Oregon St. (01/14/2024)
	1.000	(4-4)	Jayde Cadee vs Santa Clara (12/30/2023)
	1.000	(4-4)	Tiarra Brown vs Grand Canyon (12/08/2023)
	1.000	(3-3)	Rayah Marshall at Southern California (02/09/2024)
	1.000	(3-3)	Talia von Oelhoffen at Oregon St. (01/14/2024)
	1.000	(3-3)	Faith Price vs High Point (N) (11/25/2023)
REBOUNDS	16		Rayah Marshall at Southern California (02/09/2024)
	16		Cameron Brink vs Stanford (01/26/2024)
ASSISTS	9		Talia von Oelhoffen at Oregon St. (01/14/2024)
	9		Luana Leite vs San Francisco (11/13/2023)
STEALS	4		Luana Leite vs San Francisco (11/13/2023)
	3		Helena Pueyo at Arizona (02/04/2024)
	3		Brooke Demetre vs Stanford (01/26/2024)
	3		Kiki Iriafen vs Stanford (01/26/2024)
	3		Charlissee Leger-Walker at Washington St. (01/19/2024)
	3		Jaylyn Sherrod vs Colorado (01/07/2024)
	3		Trinity San Antonio vs Grand Canyon (12/08/2023)
	3		Khadija Faye vs Texas (N) (11/23/2023)
	3		Marah Dykstra vs Montana St. (11/10/2023)
	3		Lexi Deden vs Montana St. (11/10/2023)
	3		Maya Linton vs UTSA (11/06/2023)
BLOCKED SHOTS	5		Breya Cunningham vs Arizona (12/17/2023)
	4		Tara Wallack at Washington St. (01/19/2024)