

# 2017 Sun Devil Baseball

## GAME NOTES - ARIZONA

### ARIZONA STATE

23-26 (8-16 Pac-12)

@ASU\_Baseball

@TheSunDevils

#### GAMES 50-52

May 18-20

6 p.m./7 p.m./7 p.m.

Phoenix Muni Stadium

Phoenix, Ariz.

Watch: Pac-12 Networks

Radio: 1060 AM/TuneIn

### #15 Arizona

33-17 (12-12 Pac-12)

@ArizonaBaseball

@AZAthletics

Five-Time NCAA Champions (1965, 1967, 1969, 1977, 1981) | 22 College World Series Appearances | 21 Conference Championships | 123 All-Americans | 14 National Players of the Year | 10 College Baseball Hall of Fame



ASU\_BASEBALL



SUN DEVIL BASEBALL



ASU\_BASEBALL

#### MEDIA RELATIONS CONTACT

Jeremy Hawkes

jdhawkes@asu.edu | C: 520-403-0121 | O: 480-965-9544

#### #10THINGS (Twitter-Friendly Notes)

1. @Connor\_Higgins7 had a 27.00 ERA in his first three games this year. Since he has a 3.04 ERA with 3 wins, 3 saves in 11 relief app..
2. The 11 Devils who've combined for ASU's 34 homers this season entered 2017 with seven D-I collegiate homers between them.
3. The Sun Devils have 24 home runs and 80 extra-base hits in last 25 games after 10 and 55 in first 24 games.
4. The 34 @asu\_baseball home runs this season with seven games remaining is notable as the Devils had 35 in the entirety of 2016.
5. @CarterRoo21 has four games this season with 3+ RBIs, notable as no other Sun Devil has more than two.
6. ASU is slugging .460 with 24 homers over the last 25 games after straight the season slugging .361 with 10 HRs in first 24 games.
7. @gagecanning is the first Devil to have at least 9 games with 3+ hits since Zach MacPhee and Drew Maggi in 2010.
8. Sun Devil base leads the Pac-12 with 21 triples this season, six more than any conference team and 10th nationally.
9. Carter Aldrete leads the team with 30 RBIs this season, 12 of which have come with two outs - also leading the team.
10. @L\_lane17 leads the team with a .324 average in Pac-12 games this season and is batting over .400 in the last 10 games.

#### #BYTHENUMBERS

The Sun Devils are fourth in the Pac-12 this year with **34 home runs** by 11 different players. That total is notable as those 11 players had combined for just seven Division I collegiate home runs in their lifetimes combined entering the season (Canning 3, Shaps 2, Lillard 1, McCuin 1). The Sun Devils have 24 home runs in the last 25 games, notable as they had 10 home runs in the first 24 games of the season. The Sun Devils had 35 home runs in all of the 2016 season, a total they will have six games to top.

The Sun Devils have 21 triples this season, a total that is easily tops in the Pac-12 and tied for 10th nationally. The total is six more than any Pac-12 team in the league and the most for an ASU team since the 2013 program has 26 triples. Gage Canning leads the way with seven this season, a total tied for fourth nationally and tops in the Pac-12. Hunter Bishop has four triples as a freshman, which is good for 59th nationally and fourth in the Pac-12. The Devils had seven triples in the first 24 games of the year and 14 in the last 24.

Eli Lingos has been solid in 2017, going 6-4 with **six quality starts in his 13 appearances of the season**. No other Sun Devil has more than one quality start this season. Among those wins were an upset over then-No. 1 TCU and a career-best 7.2 IP outing against LMU in which he allowed no runs. Lingos went over 6.0 IP in his first five appearances this season after never having consecutive games over 6.0 IP in his career prior to this season. He has seven games over 6.0 IP this year, six of which were wins. Lingos is tied for fourth nationally with 14 games started this season.

Connor Higgins started the year with a 27.00 ERA in just 1.1 IP in three appearances over ASU's first 13 games on the season. Since then, Higgins has been arguably the top pitcher out of the bullpen, leading the team with a **3.04 ERA** since that opening 13-game stretch in 11 relief appearances. Higgins is third on the team with **three wins (all coming in that span)** and also tied for the team lead with **three saves**. Higgins has 22 strikeouts to nine walks while allowing just 11 earned runs overall in relief.

#### 2017 @ASU BASEBALL Schedule

Date	Opponent	Time/Score
Feb. 17	Northwestern^	W, 3-1
Feb. 17	Northwestern^	W, 4-3
Feb. 18	Northwestern^	W, 6-2
Feb. 21	#20 Oklahoma State #	L, 4-18
Feb. 24	at #1 TCU	W, 13-9
Feb. 25	at #1 TCU	L, 4-8
Feb. 26	at #1 TCU	L, 2-5
Feb. 28	New Mexico State^	W, 12-5
March 3	Loyola Marymount^	W, 2-1
March 4	Loyola Marymount^	L, 2-3
March 5	Loyola Marymount^	L, 5-8
March 7	Cal State Fullerton^	L, 4-13
March 8	Cal State Fullerton^	L, 4-10
March 10	Long Beach State^	W, 7-6 (10)
March 11	Long Beach State #	W, 9-4
March 12	Long Beach State #	W, 8-5
March 16	#2 Oregon State*#	L, 0-2
March 17	#2 Oregon State*#	L, 1-10
March 18	#2 Oregon State*^	L, 0-4
March 24	at USC*	L, 4-5 (11)
March 25	at USC*#	W, 7-0
March 26	at USC*#	L, 4-7
March 28	UNLV^	W, 5-4
March 31	UCLA*^	L, 3-9
April 1	UCLA*^	W, 5-4
April 2	UCLA*^	L, 4-17
April 4	at #8 Arizona	L, 2-11
April 7	at Cal*#	L, 6-9
April 8	at Cal*#	L, 4-5
April 9	at Cal*#	L, 2-10
April 11	UNLV^	W, 5-3
April 13	Washington State*^	W, 6-5
April 14	Washington State*^	W, 10-7
April 15	Washington State*^	W, 5-4
April 18	at UNLV	L, 12-13
April 21	CSU Bakersfield^	W, 12-6
April 22	CSU Bakersfield^	W, 4-2
April 23	CSU Bakersfield^	L, 6-8
April 28	at Oregon*	L, 0-2
April 29	at Oregon*	W, 4-3
April 30	at Oregon*	L, 2-3
May 5	#13 Stanford*^	L, 5-7
May 6	#13 Stanford*^	L, 8-13
May 7	#13 Stanford*^	W, 9-6
May 9	at #13 Arizona #	W, 14-13
May 12	at Washington*	L, 0-4
May 13	at Washington*	W, 8-5
May 14	at Washington*	L, 0-4
May 16	at Seattle	W, 6-4
May 18	Arizona*#	6:00 PM
May 19	Arizona*#	7:00 PM
May 20	Arizona*#	7:00 PM
May 26	at Utah*#	10:30 AM
May 27	at Utah*#	10:30 AM
May 28	at Utah*#	10:30 AM

All times local

\* - Indicates a Pac-12 Conference game

# - Indicates a Pac-12 Network Game

^ - Indicates a Pac-12 Live Stream Game

#### Pac-12 Rankings (Through 5/15)

Team	W-L	Pct	W-L	Pct	Last 10	Streak
Oregon State	24-3	.889	41-4	.911	9-1	W8
Stanford	15-8	.652	33-13	.717	9-1	W3
UCLA	14-10	.583	25-23	.521	5-5	W1
Arizona	12-12	.500	33-17	.660	6-4	W2
Washington	12-12	.500	26-22	.542	4-6	W1
Utah	11-12	.478	23-21	.523	6-4	W3
California	12-14	.462	21-26	.447	2-8	L5
Washington State	10-14	.417	24-23	.511	6-4	L1
Oregon	9-15	.375	26-21	.553	2-8	L6
Arizona State	8-16	.333	22-26	.458	4-6	L1
USC	6-17	.261	19-27	.413	1-9	L6

#### PROJECTED STARTERS

ASU	ERA	W-L	IP	SO	BB	Opp. Avg
TBD						
TBD						
TBD						
UA	ERA	W-L	IP	SO	BB	Opp. Avg
TBD						
TBD						
TBD						

Five-Time NCAA Champions (1965, 1967, 1969, 1977, 1981) | 22 College World Series Appearances | 21 Conference Championships

123 All-Americans | 14 National Players of the Year | 10 College Baseball Hall of Fame Members

414 Major League Baseball Draft Picks | 108 Major Leaguers | 49 Major League Baseball First-Round Draft Picks

TWITTER: @ASU\_BASEBALL

INSTAGRAM: @ASU\_BASEBALL

FACEBOOK: SUNDEVILBASEBALL

# 2017 Sun Devil Baseball

## QUICK FACTS/MEDIA INFO

### GENERAL INFORMATION

Location.....	Tempe, Ariz.
Founded.....	1885
Enrollment.....	91,322
Nickname.....	Sun Devils
School Colors.....	Maroon and Gold
Home Field.....	Phoenix Municipal Stadium
Capacity.....	5,300
Packard Dimensions.....	Lines: 345 Alleys: 390 CF: 410
Surface.....	Grass
Affiliation.....	NCAA Div. I
Conference.....	Pac-12
President.....	Dr. Michael Crow
VP of Athletics.....	Ray Anderson
Sports Medicine Director.....	Kenny McCarty
Facility Management.....	Mike Chismar
Athletic Dept. Phone.....	(480) 965-3482
Ticket Office Phone.....	(480) 727-0000
Athletics Department Address.....	Carson Student-Athlete Center 500 East Veteran's Way P.O. Box 872505 Tempe, AZ 85287-2505

### PROGRAM HISTORY

First Year of Baseball.....	1907 (7-2)
Start of NCAA Baseball.....	1959 (28-18-1)
All-Time Record.....	2546-1063-4 (.707)*
National Championships.....	5 ('65, '67, '69, '77, '81)
Years in CWS/Last.....	22 (2010)*
All-Time CWS Record.....	61-38 (.616)*
NCAA Appearances/Last.....	39 (2016)*
NCAA Tournament Record.....	169-78 (.687)*
Best Record All-time.....	64-6 (.914) - 1972
Last All-American.....	2016 (3)

Seth Martinez (RHP/2nd Team)  
David Greer (3B/3rd Team)  
Colby Woodmansee (SS/3rd Team)

\*- ASU vacated 44 wins, the Pac-10 title and the College World Series appearance from 2007. Records do not reflect the vacations.

### COACHING STAFF

Head Coach.....	Tracy Smith (3rd/21st overall)
Alma Mater.....	Miami (Ohio) (1989)
Record at ASU (Years).....	93-72 (3)
Career Division I (Years).....	697-529-1 (21)
Assistant Coach.....	Ben Greenspan (2nd year)
Assistant Coach.....	Fred Nori (1st Year)
Volunteer Assistant Coach.....	Michael Earley (1st year)
Video Coordinator.....	Abe Ruiz (2nd year)
Dir. of Operations.....	Brendan Cunningham (8th year)
Strength & Conditioning.....	Jason Robbins (3rd year)
Dir. of Community Relations.....	Armando Flores (10th year)

### SPORTS INFORMATION

Baseball Contact.....	Jeremy Hawkes
Office.....	480-965-9544
Cell.....	520-403-0121
Email.....	jdhawkes@asu.edu
Director of Sports Information.....	Doug Tammaro
Email.....	tammaro@asu.edu

### 2016 RECAP

Overall Record.....	36-23
Conference record.....	16-14
Home record.....	21-12
Away record.....	13-10
Neutral site record.....	2-1
Postseason.....	NCAA Regional (TCU)
Final national finish.....	T-17th
Conference finish.....	T-3rd
Players Drafted.....	4

### TEAM INFORMATION

Letterwinners Returning/Lost.....	19/15
.....	Pitchers - 11/7
.....	Position Players - 8/8
Returning Pitchers (min. 13 app./20 inn.).....	5
Returning Position (min. 30 GP).....	7
Total Newcomers.....	15
Newcomers Drafted.....	4

## MEDIA INFORMATION

### Credentials

All credential requests should be sent via email to Jeremy Hawkes (jdhawkes@asu.edu).

### Interview Policy

Arizona State will typically host weekly media availability every Tuesday and Wednesday at Phoenix Municipal Stadium prior to practice at approximately 1 p.m. On weeks of a Tuesday midweek game at home, the Tuesday postgame press conference will serve as the week's availability. Media planning to attend must contact Jeremy Hawkes ahead of time and inform him of their plans. Throughout the season's schedule, ASU will host postgame interviews in the Omaha Room located in the home locker room following after coach's postgame talk with the team. Media members must request players at the beginning of the ninth inning (or earlier in games that look to be blowouts). Please contact Jeremy Hawkes or a member of the media relations staff in the press box to coordinate those interviews. Media members who wish to schedule an interview outside of practice must contact Jeremy Hawkes.

### Photography/Videography

Accommodations for B-Roll purposes at practice can be made through Jeremy Hawkes (jdhawkes@asu.edu). During games, credentials must be worn in plain view throughout the game while on the field and all photographers must adhere to painted lines and instructions given by security personnel and/or Arizona State staff members at all times. Shooting areas are designated camera wells on the far side of both the visitor's and home team's dugouts. Contact Jeremy Hawkes for any details regarding shooting game action.

### Media Highlights Policy

Highlights include Pac-12 Networks/ESPN/FOX broadcasts and all home hosted non-televised competitions, including those that are live streamed. ESPN networks (i.e., ESPN, ESPN2, ESPNU) will also televise all NCAA College World Series games from Saturday, June 17, through Wednesday, June 28. No other broadcast network or Internet entity, other than ESPN, may air these games, nor show highlights of these games until the ESPN broadcast is off the air. Broadcast networks / television stations may use up to three (3) minutes (per newscast) of video footage from any one game or five (5) minutes total of video footage from all games played on that particular day of competition for up to 72 hours following the game / broadcast. No media entity (commercial or noncommercial) is allowed to display any game video on its website. If a commercial broadcast entity wishes to license video footage beyond the previously described time period (72 hours), all requests to obtain clips or copies of NCAA championships / events (e.g., game / program records, melt / highlight tapes) need to go through the NCAA / T3 Media online footage request system, which can be found at the following website: <http://www.t3licensing.com/video/home/ncaa.do>.

### 2017 Media Coverage

There will be no shortage of ways to follow the Sun Devils throughout the 2017 campaign as a record 43 of ASU's 55 total games this season will be broadcast on television or via live stream. Every single one of the Sun Devils' 33 home games will be available to fans via the Pac-12 Networks or the Pac-12 Live Stream online and a total of 17 games overall are scheduled to be televised live through the Pac-12 Networks.

The Sun Devil Sports Radio Network is scheduled to broadcast 35 Sun Devil Baseball games this season between NBC Sports Radio AM 1060 and 100.7 KSLXHD. Fans can listen to the broadcasts on the radio or via the TuneIn app on thesundevils.com. Links to the streaming audio can be found on the online baseball schedule.

Tim Healey is set to serve his 19th season as the "Voice of the Sun Devils" on baseball broadcasts and will be joined for the second-straight season by color analyst Max Rositer, who was an all-conference catcher for the Devils from 2012-13.

Head Coach Tracy Smith's weekly radio show, "Dugout Chatter," will debut on March 29 on NBC Sports Radio AM 1060. The 30-minute show will run each Wednesday at 8 p.m. for nine weeks and is hosted by the Tim Healey.

**PHOENIX --** Sun Devil Baseball will have a busy week ahead, scheduled for a midweek tilt against Seattle U in Seattle on Tuesday before heading home for a Territorial Cup Clash against No. 15 Arizona in Phoenix beginning thursday. The final midweek and non-conference game of the season against the Redhawks is schedule for a 4 p.m. PT first pitch. The Sun Devils will open the three-game series against the Wildcats on Thursday at 6 p.m. followed by tilts Friday and Saturday beginning at 7 p.m.

### Follow the Action

- The three-game series against the Wildcats will be broadcast live on the Pac-12 Network with Daron Sutton on the call alongside analyst Dean Stotz.
- The Sun Devil Sports Radio Network is scheduled to broadcast each game against the Wildcats on NBC Sports 1060 AM and 100.7 KSLX HD 2. The games will also be available through the TuneIn app on TheSunDevils.com. Broadcaster Tim Healey is set to serve his 19th season as the "Voice of the Sun Devils" on baseball broadcasts and will be joined for the second-straight season by color analyst Max Rossiter, who was an all-conference catcher for the Devils from 2012-13.
- Fans are encouraged to follow the Devils on Twitter @ASU\_Baseball for updates throughout the week.

### Scouting the Wildcats

- ASU is 199-129 all-time against Arizona since 1959, including 11-5 in three-game series' (with two sweeps) against the Wildcats since 2000.
- ASU has won the last two five-game Territorial Cup Series against the Wildcats. The Devils went 3-for-5 vs. U of A in 2015 and 2016, including 1-1 in midweek games both seasons and 2-1 in the three-game conference series each year. ASU went 1-1 in midweek games vs. the Wildcats in 2014 in Tempe (W, 14-6; L, 9-10).
- The Devils dropped the first midweek contest against Arizona this season back in April.
- The Sun Devils will look to limit a Wildcat offense that leads the Pac-12 in the majority of offensive categories, including JJ Matijevic, who is ranked in the Top-25 nationally in batting average, doubles, hits, runs, RBIs, slugging percentage and total bases.

### Eli's Coming

- Eli Lingos, who earned first team Pac-12 All-Academic honors in 2016, has quickly solidified himself as the team's ace this season after entering the year as the Friday Night Starter.
- Lingos has been solid in 2017, going 6-4 with six quality starts in his

### NUMERICAL QUICK ROSTER

No.	Name	Pos.	B/T	Cl.
3	Chaz Montoya	LHP	L/L	Fr.
4	Andrew Snow	IF	R/R	Jr.
7	Eder Erives	RHP	R/R	Sr.
8	Alec Marsh	RHP	R/R	Fr.
9	Sam Ferri	C	R/R	Fr.
10	Jeremy McQuin	IF	S/R	So.
11	Connor Higgins	LHP	R/L	So.
12	Gage Canning	OF	L/R	So.
14	Jake Godfrey	RHP	R/R	Jr.
15	Eli Lingos	LHP	L/L	Jr.
17	Ryan Hingst	RHP	R/R	Jr.
18	Reagan Todd	LHP	L/L	RS So.
19	Jackson Willeford	IF	L/R	RS Sr.
21	Carter Aldrete	IF	R/R	Fr.
22	Fitz Stadler	RHP	R/R	So.
24	Hunter Bishop	OF	L/R	Fr.
25	Tyler Williams	OF	R/R	So.
27	Lyle Lin	C	R/R	Fr.
29	Grant Schneider	RHP	R/R	Jr.
30	Zach Cerbo	C	R/R	Sr.
32	Garvin Alston Jr.	LHP	L/L	So.
37	Myles Denson	OF	R/R	Fr.
38	Tanner West	LHP	L/L	Fr.
39	James Ryan	RHP	R/R	So.
40	Nick Cheema	C	R/R	Fr.
44	Spencer Van Scoyoc	LHP	L/L	Fr.
47	Taylor Lane	IF	R/R	Jr.
48	Zane Strand	RHP	R/R	Fr.

### ALPHABETICAL QUICK ROSTER

No.	Name	Pos.	B/T	Cl.
21	Carter Aldrete	IF	R/R	Fr.
32	Garvin Alston Jr.	LHP	L/L	So.
24	Hunter Bishop	OF	L/R	Fr.
12	Gage Canning	OF	L/R	So.
30	Zach Cerbo	C	R/R	Sr.
40	Nick Cheema	C	R/R	Fr.
37	Myles Denson	OF	R/R	Fr.
7	Eder Erives	RHP	R/R	Sr.
9	Sam Ferri	C	R/R	Fr.
14	Jake Godfrey	RHP	R/R	Jr.
11	Connor Higgins	LHP	R/L	So.
17	Ryan Hingst	RHP	R/R	Jr.
47	Taylor Lane	IF	R/R	Jr.
27	Lyle Lin	C	R/R	Fr.
15	Eli Lingos	LHP	L/L	Jr.
8	Alec Marsh	RHP	R/R	Fr.
10	Jeremy McQuin	IF	S/R	So.
3	Chaz Montoya	LHP	L/L	Fr.
39	James Ryan	RHP	R/R	So.
29	Grant Schneider	RHP	R/R	Jr.
4	Andrew Snow	IF	R/R	Jr.
22	Fitz Stadler	RHP	R/R	So.
48	Zane Strand	RHP	R/R	Fr.
18	Reagan Todd	LHP	L/L	RS So.
44	Spencer Van Scoyoc	LHP	L/L	Fr.
38	Tanner West	LHP	L/L	Fr.
19	Jackson Willeford	IF	L/R	RS Sr.
25	Tyler Williams	OF	R/R	So.



# 2017 Sun Devil Baseball

## GAME NOTES

13 appearances of the season. No other Sun Devil has more than one quality start this season.

- Among those wins were an upset over then-No. 1 TCU and a career-best 7.2 IP outing against LMU in which he allowed no runs.
- Lingos went over 6.0 IP in his first five appearances this season after never having consecutive games over 6.0 IP in his career prior to this season. He has seven games over 6.0 IP this year, six of which were wins.
- The junior lefty has allowed no earned runs in two starts this season, something he had done in a start just once in his career prior.
- His six wins this season doubles his 2016 total while he has issued no walks in two of his starts this season, something he had accomplished in just two starts prior to 2017.
- He is ninth in the league with 77.1 innings pitched this season and ninth in the conference with 61 strikeouts. He is tied for fourth nationally with 14 starts this year.

### 12-Gage

- Gage Canning has been among the hottest Sun Devils in the lineup - and the Pac-12 - in recent weeks.
- His 12-game hitting streak this season is tied for the longest by a Sun Devil on the year.
- In that 12-game streak prior to the Oregon series, he was 28-for-52 (.538) with three home runs, three triples and three doubles while slugging .885 in the process. The junior outfielder tallied a team leading 13 RBI's, scored 12 runs and was a perfect 4-for-4 attempting to steal and flashed the leather as well, making highlight reel plays in right field leading to a perfect fielding percentage on 26 attempts during the streak.

### Canning Do It? Yes, He Can

- Canning now has nine games with three or more hits on the season which is four more than any other Sun Devil and surpasses the team lead from last season (6).
- The nine three-hit games is tied for the most for an

ASU player since Zach MacPhee and Drew Maggi did it in 2010.

- Canning currently fourth nationally with seven triples this season and surpassed his total from last season (6). With 13 career triples, Canning is just seven out of cracking the all-time top-five at ASU in the category.
- The sophomore has multiple hits in 13 of ASU's last 23 games, notable as he leads the team with 18 total this season - five more than he had as a freshman last season.
- Canning has spent time at the leadoff spot and turning the order back around in the lower part of the lineup this year and done exactly what's expected of him in that role, leading the team with seven stolen bases and 33 runs scored.
- Canning's recent hot streak has him ranked ninth in the Pac-12 with a .333 batting average and seventh with a .533 slugging percentage.

### Lin-Sanity

- Lyle Lin has had three or more hits in four games on the year while registering multiple hits in 16 games on the season overall - second on the team in the category.
- The four 3+ hit games are tied for sixth among all ASU freshmen since the 2000 season.
- Lin had streak of reaching base in 24 consecutive games ended in the Oregon series. It was the longest active streak by a Sun Devil and third-longest by any ASU freshman since 2000, trailing only Gage Canning (28, 2016) and Dustin Pedroia (26, 2002).
- The 24-game streak was the fourth longest by any Pac-12 player this season.
- Lin has reached base in all but five games this season and has a hit in 36 of the team's 47 games.

### Re-LYLE-able

- Lyle Lin has an approach at the plate that is tough to find in many freshmen. The youngster leads the team's starters with 21 two-out hits and is third with a .341 average (21-of-64) with two outs on the board.
- Lin is third on the team with 10 two-out RBIs and

also holds a team-leading 17 hits with runners in scoring position on 56 at bats (.303).

- Lin has started every game this season, one of just three players to do so alongside Gage Canning and Carter Aldrete.

#### **And All That Chaz**

- In his first eight appearances, freshman Chaz Montoya struggled with a 14.29 ERA and an 0-1 record.
- In his last nine appearances, Montoya has a 4.89 ERA and a 4-2 record, striking out 31 - second on the team in that span - in the process.
- Of ASU's 12 wins since Montoya became a starter, five of those have come in games in which the freshman started.
- He had a streak of 17.1 innings without allowing a run come to an end in his start against UCLA.

#### **Zach Cer-Bomb**

- One of the most pleasant surprises of 2017 has been the emergence of senior catcher Zach Cerbo, a four-year veteran who is seeing his most significant action as a Sun Devil this season.
- Cerbo's .309 average is third on the team with a .410 on-base percentage that leads the team. He leads the team with 20 walks.
- Cerbo had an 11-game reached base streak and an eight-game hitting streak snapped against Oregon.
- Cerbo's defense has been another much-needed component of the team as the senior has thrown out 11 batters attempting to steal a base this season compared to just 21 stolen bases against. Those 11 caught stealing are tied for the lead in the Pac-12.
- The senior also has three pickoffs this season - tied for the third in the Pac-12.

#### **Taylor Made**

- Taylor Lane has been among the hottest hitting Devils in the lineup and leads the team with his .324 average in Pac-12 games this season.
- The junior has been the top offensive player on the team in the last 10 games. In that span, he is batting .368 with a team best 14 with two home runs, a triple, a double and a team-leading eight runs scored while

slugging a team-best .605.

- Lane has hits in nine of those 10 games, including a career-best seven-game hitting streak that came to an end against Washington.

#### **Big Willie Style**

- Tyler Williams has provided some much needed pop in the lineup this season, leading the team with five home runs on the year after having none in his freshman campaign - a total good for a tie for 11th in the Pac-12.
- His 28 RBIs this season are second on the team and he has a knack for pushing runners across even with an out, logging 10 RBIs despite an out and second on the team in advancing runners with an out, doing so 16 times.
- Williams leads the team when it comes to advancing runners from a percentage standpoint, doing so 33 times on 58 chances (.569).
- The sophomore has also brought home a runner from third with less than two outs a team-best 13 times on 17 chances (.765).
- Williams had a career high four RBIs in the team's midweek victory over Arizona in May.

#### **#BISHETE**

- Another pair of freshmen have certainly been making the presence know this season in the form of Carter Aldrete and Hunter Bishop.
- Aldrete currently leads the team with 30 RBIs this season and leads the team with four games with season with 3 or more RBIs. In fact, he has four games this season with three or more RBIs while no other Sun Devil has more than two. His seven multi-RBI games are third on the team.
- Aldrete is second on the team with 16 hits with runners in scoring position and tied for the team lead with 12 two-out RBI.
- He has advanced runners a team leading 49 times of 95 chances, a .516 average that also leads the team
- In the last 10 games, Bishop is batting .308 with two triples and 12 hits.
- Bishop is currently tied for fourth on the team with four home runs this season and second on the team

# 2017 Sun Devil Baseball

## GAME NOTES

with four triples - also good for fourth in the Pac-12.

- The freshman is second on the team with a .355 average with runners in scoring position (11-of-31)
- Bishop and Aldrete had history before coming to Arizona State. Both hail for Northern California and played in the 2015 Under Armour All-American games and selected to play for the Oakland Athletics' Area Code team in 2015.

### Turning The Tides

- Connor Higgins was in pretty dire straights in the first 13 games with a 27.00 ERA in three appearances with just 1.1 innings pitched.
- Since then, Higgins has a 3.04 ERA in 11 appearances with 22 strikeouts in 26.2 innings pitched while picking up three wins and a team-best three saves in the process.
- In the 32 games since that tough start, Higgins leads the teams relievers in strikeouts, innings pitched, wins and saves.

### They Can Mash Too

- Eleven Sun Devils (Tyler Williams 5, Andrew Shaps 5, Gage Canning 3, Hunter Bishop 4, Carter Aldrete 3, Zach Cerbo 2, Ryan Lillard 2, Jeremy McCuin 2, Taylor Lane 2, Lyle Lin 2, and Jackson Willeford 1) have combined for ASU's 33 home runs this season - an interesting note as those 10 combined entered the 2017 season with just seven Division I career home runs between them (Canning 3, Shaps 2, Lillard 1, McCuin 1).
- Despite the not-so-home-run-friendly confines of Phoenix Municipal Stadium, the Sun Devils are currently fourth in the Pac-12 with 33 home runs this season.
- The Sun Devils easily lead the Pac-12 with 21 triples this season - six more than any other conference team and 10th in the country.
- The power numbers have been night and day in the second half the season. Through the first 24 games, ASU slugged .361 with just 10 home runs and 54 extra-base hits. In the last 24 games, ASU is slugging .454 with 23 home runs and 78 extra-base hits.

### Clutch Hitting

- The Sun Devils have lived and died by their clutch hitting this season, currently batting 87-of-250 (.348) with runners in scoring position and 91-of-260 (.350) with two outs in the team's wins but struggling to get timely hits in the team's losses at just 39-of-219 (.178) with runners in scoring position and 52-of-267 (.195) with two outs.
- On the flip side, ASU has struggled defensively to get out of some innings, allowing opponents to bat .302 (168-of-557) with two outs.

### Baseball's in Their Blood

- There are eight Sun Devils on the 2017 squad who have a history of baseball in their family: Ryan Hingst (father, David, UT El Paso), Andrew Snow (cousin, Dustin Pedroia, Boston Red Sox), Garvin Alston Jr. (father, Garvin, MiLB), Eli Lingos (brother, Angelos, UC Riverside), Jackson Willeford (brother, Guy, Palomar JC; brother, Alex, Palomar JC/SDSU), Hunter Bishop (brother, Braden, Seattle Mariners), Fitz Stadler (Brothers Sullivan and Walker, Indiana), Carter Aldrete (father, Rich, MiLB; uncle, Mike, New York Yankees), Andrew Shaps (father, Robert, Cleveland Indians).

### Keeping It Interesting

- The Devils had a knack for success in close games last season and that continued this season
- Since 2016, the Devils are 7-2 in extra-inning games (1-1 in 2017), with six walk-off wins (two this season) and are 21-5 (9-4 this year) in one-run games including 7-4 in Pac-12 play. ASU has driven in the game-winning run in the eighth inning or later 14 times (four times this year).
- Arizona State has notched 10 wins since 2016 when trailing after six innings (four times this season).

### #OccupyPHXMuni

- ASU drew more than 78,000 fans last season, finishing in the top-30 nationally in total attendance and attendance per game.

- The Sun Devils have had a pair of big attendance games this season, including 6,010 against Oregon State in the series opener - the second largest crowd since moving back to Phoenix Muni - as well as 4,107 fans against UNLV in the largest mid-week attendance since returning to Muni and fifth-largest overall since returning.
- The Devils are currently 25th nationally with 74,014 cumulative fans this season (second in the Pac-12) and 27th with 2,467 fans per game (third in the Pac-12).
- ASU ranked 13th in total attendance and was the only school west of Texas to draw more than 100,000 fans in 2015, and ranked 18th in average attendance with 3,082 fans per game. ASU's 107,010 fans were the program's most since 2010 and ranked as the fourth-highest regular-season attendance since 1988.
- ASU moved back to Phoenix Municipal Stadium in 2015 after playing 40 seasons at Packard Stadium from 1974-2014, winning their first contest in the team's on a walk-off home run in extra inning against No. 5 Oklahoma State on Feb. 13, 2015.
- The Devils played 137 games at Muni from 1964-74, and went 111-26 at the stadium, including 17-6 against Arizona. ASU's first game at Muni was April 10, 1964, and was a 5-3 win over Arizona. ASU's last game at Muni was March 18, 1974, and was 9-6 win over Colorado. ASU won District 7 titles in 1965 and 1967 at Muni before going on to win National Championships in Omaha.
- Former Sun Devil and eventual Major League Baseball Hall of Famer Reggie Jackson was the first college player to hit a home run at Muni.

#### **Erives On Fire**

- Eder Erives has worked his way into the starting lineup in recent weeks, despite also leading the team with three saves this season.
- The senior is the only player to pitch a complete game this season, going a career best 8.0 innings while allowing just one earned run in the loss.
- After struggling early in this season, Erives has a 3.63 ERA in 12 appearances since the Long Beach State series, striking out 34 and allowing a team-best .241 opponent batting average with three saves and a victory.



# 2017 Sun Devil Baseball

## GAME NOTES/TROPHY CASE

### HOME RUN TRACKER

Player (Season, No.)	Gm #	Date	Opponent	On Base	Inning	Outs	Count	Score	Final
Williams, T. (1)	4-Feb.	21	#20 Oklahoma State	0	7	0	3-1	0-11	L, 4-18
Aldrete, C. (1)	4-Feb.	21	#20 Oklahoma State	0	8	0	1-0	1-13	L, 4-18
Williams, T. (2)	5-Feb.	24	@ #1 TCU	0	5	0	2-1	0-1	W, 13-9
Aldrete, C. (2)	11-Mar.	5	LMU	0	2	0	3-1	1-0	L, 5-8
Shaps, A. (1)	11-Mar.	5	LMU	0	5	1	1-0	2-6	L, 5-8
Bishop, H. (1)	14-Mar.	10	LBSU	0	5	1	0-0	0-5	W, 7-6
Shaps, A. (2)	14-Mar.	10	LBSU	1	9	2	0-0	4-6	W, 7-6
Cerbo, Z. (1)	15-Mar.	11	LBSU	1	2	2	0-1	1-2	W, 9-4
Lillard, R. (1)	16-Mar.	12	LBSU	0	8	0	0-0	7-5	W, 8-5
Williams, T. (3)	23-Mar.	28	UNLV	1	6	1	0-0	3-4	W, 5-4
Lin, L. (1)	25-April	1	UCLA	0	6	2	1-2	0-1	W, 5-4
Shaps, A. (3)	26-April	2	UCLA	0	1	1	1-0	0-5	L, 4-17
Cerbo, Z. (2)	26-April	2	UCLA	0	6	1	0-0	1-14	L, 4-17
Willeford, J. (1)	27-April	4	#8 Arizona	0	8	2	1-1	1-11	L, 2-11
Williams, T. (4)	29-April	8	@ CAL	0	6	0	1-0	0-6	L, 4-6
Shaps, A. (4)	29-April	8	@ CAL	0	6	0	0-0	1-6	L, 4-6
Canning, G. (1)	30-April	9	@ CAL	0	5	2	0-0	0-3	L, 2-10
Williams, T. (5)	31-April	11	UNLV	0	2	0	0-0	1-0	W, 5-3
Canning, G. (2)	32-April	13	Washington State	2	2	1	0-0	2-0	W, 6-5
Aldrete, C. (3)	33-April	14	Washington State	1	1	2	0-0	3-0	W, 10-7
McCuin, J. (1)	33-April	14	Washington State	0	5	2	0-0	9-0	W, 10-7
Lillard, R. (2)	34-April	15	Washington State	2	9	2	1-1	1-4	W, 5-4
Bishop, H. (2)	35-April	18	@ UNLV	1	4	2	2-0	0-6	L, 13-12
McCuin, J. (2)	35-April	18	@ UNLV	1	6	2	0-0	5-9	L, 13-12
Canning, G. (3)	37-April	22	CSUB	1	5	2	3-1	2-2	W, 4-2
Bishop, H. (3)	38-April	23	CSUB	2	6	2	1-1	3-6	L, 6-8
Lane, T. (1)	40-April	29	@ Oregon	0	3	0	2-0	0-0	W, 4-3
Lane, T. (2)	40-April	29	@ Oregon	0	7	1	2-1	2-1	W, 4-3
Bishop, H. (4)	41-April	30	@ Oregon	0	7	0	2-1	1-3	L, 2-3
Canning, G. (4)	42-May	5	#13 Stanford	0	4	2	1-0	1-3	L, 5-7
Shaps, A. (5)	42-May	5	#13 Stanford	0	8	1	1-0	4-7	L, 5-7
Canning, G. (5)	43-May	6	#13 Stanford	0	4	0	1-0	0-11	L, 8-13
Lin, L. (2)	43-May	6	#13 Stanford	1	6	1	1-0	2-11	L, 8-13

### GAME-WINNING RBIs (RBI Responsible for Winning Run in Final Score)

Player	Gm #	Date	Opponent	Season #	Inning	Outs	Count	Result	Final
Lin, L.	1-Feb.	17	Northwestern	1	B4	2	0-2	2RBI 2B	W, 3-1
Zawada, S.	2-Feb.	17	Northwestern	1	B9	2	0-0	1RBI 1B	W, 4-3
McCuin	3-Feb.	19	Northwestern	1	B8	1	0-0	2RBI 2B	W, 6-2
Aldrete, C.	5-Feb.	24	@ #1 TCU	1	T9	1	1-2	2RBI 2B	W, 13-9
Lillard	8-Feb.	28	New Mexico State	1	B5	1	3-2	RBI SF	W, 12-5
Shaps	9-Mar.	3	LMU	1	B6	1	0-1	RBI 1B	W, 2-1
Willeford, J.	15-Mar.	11	LBSU	1	B7	1	0-1	RBI 1B	W, 9-4
Willeford, J.	16-Mar.	12	LBSU	2	B3	1	1-1	RBI 2B	W, 8-5
Williams, T.	21-Mar.	25	USC	1	T1	2	2-2	RBI 1B	W, 7-0
Williams, T.	23-Mar.	28	UNLV	2	B6	1	0-0	2RBI HR	W, 5-4
Lane, T.	25-April	1	UCLA	1	B7	2	0-1	1RBI 1B	W, 5-4
Canning, G.	31-April	11	UNLV	1	B2	1	0-0	1RBI SF	W, 5-3
Canning, G.	32-April	13	Washington State	2	B4	0	0-0	1RBI FC	W, 6-5
McCuin, J.	33-April	14	Washington State	1	B3	2	2-2	1RBI 2B	W, 10-7
Bishop, H.	34-April	15	Washington State	1	B9	2	0-1	1RBI 1B	W, 5-4
Bishop, H.	36-April	21	CSUB	2	B5	1	0-0	1RBI 1B	W, 12-6
Canning, G.	37-April	22	CSUB	3	B5	2	3-1	2RBI HR	W, 4-2
Canning, G.	39-April	29	@ Oregon	4	T4	1	1-2	1RBI 1B	W, 4-3
Cerbo, Z.	44-May	7	#13 Stanford	1	B3	1	0-0	2RBI 1B	W, 9-6
McCuin, J.	45-May	9	@ #13 Arizona	2	T9	1	0-2	RBI SF	W, 14-13
Snow, A.	47-May	13	@ Washington	1	T7	1	2-2	RBI SF	W, 8-5

### SERIES STATS

Hitting	W-L	Avg.	R	H	2B	3B	HR	RBI	BB	SO
Northwestern	3-0	.301	13	31	8	1	0	13	8	20
#1 TCU	1-2	.282	19	31	2	0	1	17	14	31
LMU	1-2	.238	9	24	4	2	2	8	4	22
CSUF	0-2	.246	8	17	3	0	0	8	5	16
LBSU	3-0	.323	24	31	6	1	4	21	15	15
#2 OSU	0-3	.102	1	9	1	1	0	0	6	25
USC	1-2	.266	15	29	8	1	0	14	11	21
UCLA	1-2	.245	12	24	4	1	3	11	6	24
Cal	0-3	.202	12	21	10	1	3	10	5	24
Washington St.	3-0	.316	21	31	5	1	4	20	12	15
CSUB	2-1	.356	22	36	5	3	2	22	4	9
Oregon	1-2	.188	6	18	3	1	3	6	4	34
#13 Stanford	1-2	.324	22	36	5	1	4	20	11	19
Washington	1-2	.245	8	24	4	2	0	8	3	25
Midweeks (9)	4-5	.315	62	100	13	5	7	57	39	57

Pitching	W-L	ERA	H	R	ER	BB	SO	SV	SCORE
Northwestern	3-0	1.00	10	6	3	12	24	1	13-6
#1 TCU	1-2	7.56	24	22	21	22	28	0	19-22
LMU	1-2	3.67	28	12	11	10	24	1	9-12
CSUF	0-2	9.00	29	23	18	12	15	0	8-23
LBSU	3-0	3.86	28	15	12	14	19	2	24-15
#2 OSU	0-3	4.47	38	16	14	14	21	0	1-16
USC	1-2	2.93	27	12	9	12	20	1	15-12
UCLA	1-2	9.00	36	30	27	16	12	1	12-30
Cal	0-3	9.38	36	25	25	17	16	0	12-25
Washington St.	3-0	5.33	33	16	16	15	21	1	21-16
CSUB	2-1	4.67	36	16	14	9	16	1	22-16
Oregon	1-2	2.52	26	8	7	16	14	1	8-6
#13 Stanford	1-2	6.33	33	26	19	14	13	0	22-26
Washington	1-2	3.65	23	13	10	10	17	0	8-13
Midweeks (9)	4-5	9.00	120	90	79	49	77	1	62-90

## 2017 TROPHY CASE

### Pac-12 Player of the Week

Gage Canning, April 17

### Top Prospects (Perfect Game)

Andrew Shaps No. 20 (2017)  
Connor Higgins No. 12 (2018)  
Fitz Stadler No. 11 (2019)  
Hunter Bishop No. 4 (2020)

### MLB Draft Prospect (Perfect Game)

Hunter Bishop No. 28 (2019)  
Connor Higgins No. 35 (2018)

### Top Prospects - Pac-12 (D1Baseball.com)

Andrew Shaps No. 23 (2017)  
Connor Higgins No. 33 (2017)  
Gage Canning No. 19 (2018)  
Tyler Williams No. 29 (2018)  
Fitz Stadler No. 40 (2018)

### Impact Freshman - Pac-12 (D1Baseball.com)

Hunter Bishop No. 8  
Sam Ferri No. 9  
Spencer Van Scoyoc No. 26  
Chaz Montoya No. 30  
Zane Strand No. 35  
Lyle Lin No. 37

### Top 10 Newcomers - Pac-12 (Baseball Amer.)

Hunter Bishop No. 3

### NCBWA Stopper of the Year Watch List

Eder Erives

### Johnny Bench Award Watch List

Zach Cerbo

### SAVES

No.	Date	Opponent	Pitcher (Save #)	IP (H, R-ER, BB, K)
1	2/17	Northwestern	Chaz Montoya (1)	0.2 (0, 0-0, 1, 2)
2	3/3	LMU	Reagan Todd (1)	0.2 (1, 0-0, 0, 0)
3	3/11	LBSU	Jake Godfrey (1)	1.1 (0, 0-0, 1, 1)
4	3/12	LBSU	Connor Higgins (1)	1.1 (2, 0-0, 0, 3)
5	3/25	USC	Eder Erives (1)	3.1 (2, 0-0, 0, 6)
6	4/1	UCLA	Eder Erives (2)	2.0 (0, 0-0, 1, 0)
7	4/11	UNLV	Eder Erives (3)	3.2 (0, 0-0, 2, 7)
8	4/13	Washington St.	Connor Higgins (2)	3.1 (2, 0-0, 0, 4)
9	4/21	CSUB	Connor Higgins (3)	1.1 (1, 0-0, 0, 1)
10	4/29	Oregon	Sam Ferri (1)	0.1 (0, 0-0, 1, 0)

### QUALITY STARTS

No.	Date	Opponent	Pitcher (QS #)	IP (H, R-ER, BB, K)
1	2/17	Northwestern	Eli Lingos (1)	6.2 (3, 0-0, 0, 6)
2	2/24	@ #1 TCU	Eli Lingos (2)	6.0 (2, 2-2, 3, 8)
3	2/26	@ #1 TCU	Spencer Van Scoyoc (1)	6.0 (2, 1-0, 5, 4)
4	3/3	LMU	Eli Lingos (3)	7.2 (5, 1-0, 0, 6)
5	3/16	#2 Oregon St.	Eli Lingos (4)	7.0 (6, 2-2, 3, 5)
6	4/1	UCLA	Chaz Montoya (1)	6.1 (7, 3-3, 0, 3)
7	4/21	CSUB	Eli Lingos (5)	7.2 (8, 2-1, 2, 6)
8	4/28	Oregon	Eder Erives (1)	8.0 (4, 2-1, 3, 4)
9	4/29	Oregon	Eli Lingos (6)	6.2 (8, 2-2, 3, 4)



### COLLEGIATE BASEBALL MAGAZINE TOP 25

Rank	Team	Prev.
1.	Oregon St. (41-4)	1
2.	Louisville (46-6)	2
3.	North Carolina (41-10)	3
4.	Florida (38-14)	7
5.	Louisiana St. (35-17)	10
6.	Texas Christian (36-13)	4
7.	Texas Tech. (39-13)	5
8.	Kentucky (36-16)	8
9.	Mississippi St. (33-19)	6
10	Stanford (33-13)	11
11	Long Beach St. (32-16-1)	12
12	Missouri St. (36-14)	13
13	Virginia (38-12)	14
14	Clemson (37-15)	9
15	Arkansas (37-14)	15
16	Kent St. (33-14)	17
17	Southern Miss (40-12)	21
18	Brigham Young (32-15)	18
19	Arizona (33-17)	19
20	St. John's (37-8)	20
21	Cal. St. Fullerton (31-17)	22
22	Wake Forest (35-16)	23
23	Nebraska (32-17-1)	26
24	Coastal Carolina (34-17-1)	29
25	South Alabama (34-18)	—

### D1 BASEBALL TOP 25

Rank	Team	Prev.
1	Oregon State	1
2	Louisville	2
3	North Carolina	3
4	Texas Tech	4
5	Florida	5
6	Kentucky	9
7	TCU	6
8	Mississippi State	7
9	Long Beach State	10
10	LSU	11
11	Stanford	12
12	Virginia	13
13	Clemson	8
14	CS Fullerton	15
15	Southern Miss	22
16	Michigan	16
17	Arkansas	18
18	Arizona	17
19	Wake Forest	21
20	St. John's	20
21	Oklahoma	NR
22	Missouri State	NR
23	Nebraska	NR
24	Texas A&M	19
25	Old Dominion	25

### USA TODAY COACHES' TOP 25

Rank	Team	Prev.
1	Oregon State (28)	1
2	Louisville (3)	2
3	North Carolina	3
4	Texas Tech	4
5	Florida	5
6	LSU	11
7	Kentucky	8
8	TCU	6
9	Virginia	10
10	Stanford	13
11	Long Beach State	12
12	Clemson	7
13	Mississippi State	9
14	CS Fullerton	15
15	Michigan	17
16	Arkansas	16
17	Southern Mississippi	21
18	Wake Forest	20
19	Arizona	18
20	St. John's	22
21	Missouri State	24
22	Texas A&M	19
23	Auburn	14
24	Oklahoma	NR
25	South Florida	23

### BASEBALL AMERICA TOP 25

Rank	Team	Prev.
1	Oregon State	1
2	Louisville	2
3	North Carolina	3
4	Texas Tech	4
5	Florida	7
6	TCU	5
7	Long Beach State	8
8	Kentucky	9
9	Stanford	10
10	LSU	15
11	Mississippi State	6
12	Virginia	12
13	CS Fullerton	14
14	Clemson	11
15	Wake Forest	16
16	Arkansas	18
17	Arizona	17
18	Southern Mississippi	19
19	Michigan	21
20	Oklahoma	24
21	St. John's	22
22	Nebraska	25
23	Texas A&M	20
24	Auburn	13
25	South Florida	23

### NCBWA TOP 25

Rank	Team	Prev.
1	Oregon State	1
2	Louisville	2
3	North Carolina	3
4	Texas Tech	4
5	Florida	6
6	Kentucky	10
7	TCU	5
8	Virginia	8
9	LSU	11
10	Long Beach State	12
11	Stanford	14
12	Clemson	7
13	Mississippi State	9
14	Cal State Fullerton	16
15	Arizona	13
16	Arkansas	17
17	Southern Mississippi	21
18	Michigan	20
19	St. John's	18
20	Wake Forest	19
21	Missouri State	24
22	Oklahoma	26
23	USF	23
24	Texas A&M	22
25	Auburn	15

### IN THE RANKINGS

Week	BA	CB	WA	D1	USA
PRE.....	NR.....	25.....	35.....	NR.....	NR.....
1.....	NR.....	19.....	NR.....	NR.....	NR.....
2.....	NR.....	27.....	NR.....	NR.....	NR.....
3.....	NR.....	NR.....	NR.....	NR.....	NR.....
4.....	NR.....	NR.....	NR.....	NR.....	NR.....
5.....	NR.....	NR.....	NR.....	NR.....	NR.....
6.....	NR.....	NR.....	NR.....	NR.....	NR.....
7.....	NR.....	NR.....	NR.....	NR.....	NR.....
8.....	NR.....	NR.....	NR.....	NR.....	NR.....
9.....	NR.....	NR.....	NR.....	NR.....	NR.....
10.....	NR.....	NR.....	NR.....	NR.....	NR.....
11.....	NR.....	NR.....	NR.....	NR.....	NR.....
12.....	NR.....	NR.....	NR.....	NR.....	NR.....
13.....	NR.....	NR.....	NR.....	NR.....	NR.....
14.....	NR.....	NR.....	NR.....	NR.....	NR.....
15.....	NR.....	NR.....	NR.....	NR.....	NR.....
16.....	NR.....	NR.....	NR.....	NR.....	NR.....

BA: Baseball America

CB: Collegiate Baseball

WA: National Collegiate Baseball Writer's Association

D1: D1Baseball.com

USA: USA Today Coaches Poll

# 2017 Sun Devil Baseball

#SUNDEVILPRIDE

## Regular Season Success (entering 2017 season)

- ASU has the highest winning percentage among all Pac-12 schools and the fourth-highest winning percentage among all NCAA schools at .708 (2,524-1,037-4) behind Texas (.728), Florida State (.729) and Miami (FL) (.710). ASU only includes its modern era (1959-present) in its record books, while the NCAA record book goes back to 1907.
- ASU's 2,524 wins in the modern era are tied for 23rd among all NCAA schools, but its 58 seasons are 11 fewer than the next closest team in the top 25 (Florida State at 69). 21 of those top 25 teams have over 100 years to their credit.
- ASU has finished the season nationally ranked in 45 seasons, including 27 times in the top 10, 22 in the top 5 and five No. 1
- ASU has notched 54 consecutive 30-win seasons, which is the most in the NCAA, and have won at least 30 games in 56 of the program's 58-year history in the modern era. The streak started with the 1963 season when ASU went 34-13. Florida State is second with 51 consecutive.
- ASU has 30 40-win seasons, 18 50-win seasons and four 60-win seasons

## Postseason Success

- 39 NCAA postseason appearances, sixth most in NCAA history, 32 NCAA Regional appearances and 19 Regional titles
- 22 CWS appearances are third in NCAA history (Texas, Miami (FL))
- 61 CWS wins are both the third-most in NCAA history (Texas, USC)
- 10 CWS final appearances, third most in NCAA history behind USC and Texas (five National Championships, five runner-ups)

## Pacing The Pac-12 In All-Conference Selections

ASU leads the Pac-12 with 34 First Team All-Conference selections since 2010

## A Tradition Of USA Collegiate Baseball

ASU has had 19 players on the USA Baseball Collegiate National Team since 1984, which is the fifth most among all NCAA schools behind Stanford (29), Cal State Fullerton (21), Miami (21) and Georgia Tech (20). A Sun Devil has been represented on the Collegiate National Team in 14 different seasons, which is fourth most behind Stanford (21), Cal State Fullerton (18) and Miami (17). Sun Devils Ryan Burr and Dustin Pedroia are the only two Devils to make the team in two separate seasons.

## Alone At The Top

ASU's 11 College Baseball Hall of Famers are the most from any single school in college baseball.

### ASU's National College Baseball Hall of Famers

Joe Arnold (ASU: 1968; HOF: 2015)  
Sal Bando (ASU: 194-65 HOF: 2013)  
Eddie Bane (ASU: 1971-73; HOF: 2008)  
Floyd Bannister (ASU: 1974-76; HOF: 2008)  
Alan Bannister (ASU: 1970-72; HOF: 2010)  
Jim Brock (ASU: 1972-94; HOF: 2007)  
Bob Horner (ASU: 1976-78; HOF: 2006)  
Mike Kelly (ASU: 1989-91; HOF 2015)  
Oddibe McDowell (ASU: 1983-84; HOF: 2011)  
Rick Monday (ASU: 1965; HOF: 2016)  
Bobby Winkles (ASU: 1959-71; HOF: 2006)

### National College Baseball Hall of Famers by School

Arizona State - 11  
Texas - 10  
Wichita State - 5  
Louisiana State - 4  
Miami - 4  
Michigan - 4  
Oklahoma State - 4  
USC - 4

## Success Against The Pac-12 Since 2000

- ASU is 16-2 in series' against Washington State with 6 sweeps (losing series in '10 and '13)
- ASU is 12-6 in series' against UCLA with 3 sweeps
- ASU is 11-7 in series' against USC with 3 sweeps
- ASU is 12-6 in series' against Cal with 5 sweeps
- ASU is 11-7 in series' against Washington with 5 sweeps
- ASU is 12-5 in series' (with 2 sweeps) against UA
- ASU is 10-8 in series' (with 4 sweeps) against Oregon State
- ASU is 7-2 in series' (with 2 sweeps) against Oregon
- ASU is 4-1 in series' (three sweeps) against Utah

The only school in the league with an advantage over ASU since 2000 is Stanford. The Devils are 8-10 in series vs. the Cardinal in that span (ASU: 5 sweeps / Stanford: 1)

ASU has played 156 Pac-10/12 conference series since 2000 and has won or swept 103 of those series (including 38 sweeps), which equates to 66 percent. Conversely, ASU has only been swept 6 times in that span (by Oregon State in '11, '16 and '17, Cal in '17 and by Stanford and Oregon in '12).

## All-Time Records\*

All-time record: 2,546-1,063-4  
All-time conference: 839-503  
Ranked opponents (Since 2010): 73-67  
*24 wins over top-10 teams, including two road series wins over top-5 teams*  
Season openers: 46-12-1  
Doubleheaders: 490-143  
Conference openers: 29-26 all-time  
*(1-5 in Pac-12, 17-14 in Pac-10 10-7 in WAC)*  
Postseason: 169-78  
Regionals/Supers: 84-30/11-7  
College World Series: 61-38

*\*44 victories, Pac-10 championship, postseason appearance and College World Series berth in 2007 later vacated due to NCAA sanctions. Records do not reflect vacations.*

## Feeling the Draft

12 members of the 2017 squad have had their name called during the MLB draft, including five who were selected out of high school in the 2016 draft.

Player	Round	Team	Year
Jackson Willeford	12th	Royals	2012
Ryan Lillard	30th	Royals	2014
Jake Godfrey	21st	Braves	2014
Taylor Lane	40th	Brewers	2014
Tyler Williams	26th	Twins	2015
Fitz Stadler	32nd	Cubs	2015
Garvin Alston Jr.	37th	White Sox	2015
Lyle Lin	16th	Mariners	2016
Spencer Van Scoyoc	19th	Blue Jays	2016
Hunter Bishop	24th	Padres	2016
Carter Aldrete	37th	Red Sox	2016
Sam Ferri	38th	Yankees	2016

## MLB Devils: Opening Week Edition

A total of 12 former Sun Devils were on the Opening Week rosters (or would be if not for being on the disabled list) for their respective teams. That total led all college programs this season (LBSU second with 10).

Jake Barrett\* -- Arizona Diamondbacks, RHP  
 Dustin Pedroia -- Boston Red Sox, INF  
 Deven Merrero^ -- Boston Red Sox, INF  
 Jason Kipnis -- Cleveland Indians, INF  
 Ian Kinsler -- Detroit Tigers, INF  
 Andrew Romine -- Detroit Tigers, INF  
 Kole Calhoun -- Los Angeles Angels of Anaheim, OF  
 Andre Ethier\* -- Los Angeles Dodgers, OF  
 Austin Barnes -- Los Angeles Dodgers, C  
 Trevor Williams -- Pittsburgh Pirates, RHP  
 Mike Leake -- St. Louis Cardinals, RHP  
 Tony Barnette -- Texas Rangers, RHP

\*-Disabled List  
 ^Called up April 6

## From One Big Screen to the Next

Four Sun Devils for Life represented their countries in the 2017 World Baseball Classic, including **Xorge Carrillo** (2010-11) playing for his home country, Mexico; **Drew Maggi** (2009) representing team Italy; **Ike Davis** (2006-07) taking the field for team Israel; and **Ian Kinsler** (2002) donning red, white and blue for team USA.

## Today's Devils Are Tomorrow's Major Leaguers

- Most players taken in the MLB Draft since 2010 (55)
- ASU's 108 Major Leaguers since 1959 are the most in the nation
- The first-ever player drafted by the MLB was Sun Devil alum Rick Monday
- ASU is the only school at any level to have multiple No. 1 overall picks in June MLB Draft history
- Most unique first round players taken in the June MLB Draft with 20 - (excludes compensation picks and re-draftees)
- Most players drafted in a single year (15 in 2008)
- 414 MLB Draft Picks, more than any other school in the country.

## Movin' On Up

As has become commonplace at Arizona State, five Sun Devils heard their names called in the MLB Draft following the 2016 season. The Sun Devils have had five or more players drafted in 46 of the 52 MLB Drafts held since 1956 and five or more players have gotten the call in 13 of the last 14 seasons.

## 2016 Sun Devil MLB Draftees

Brian Serven, 5th round, Rockies  
 Colby Woodmansee, 10th round, Mets  
 Hever Bueno, 9th round, Rangers  
 David Greer, 10th round, Mariners  
 Seth Martinez, 17th round, Athletics

## Keeping the Tradition Alive

- Four Sun Devils made their debuts in the MLB during the 2016 season, bringing ASU's total to 108 all-time - the most among all NCAA schools since 1959. Jake Barrett (Diamondbacks) and Tony Barnette (Rangers) each saw their first Big League action in the opening month of the MLB season last year while Brady Rodgers (Astros) and Trevor Williams (Pirates) bookended things, appearing in the final month of the season.
- The Sun Devils have now had at least one major league player on their varsity roster each year from 1961 through 2013, which is the longest current streak in the nation. Thirty-three ASU baseball players have made their MLB debuts since 2002.

## 2016 Sun Devil MLB Debuts

Jake Barrett - Diamondbacks - April 5, 2016  
 Tony Barnette - Rangers - April 6, 2016  
 Brady Rodgers - Astros - Sept. 3, 2016  
 Trevor Williams - Pirates - Sept. 8 2016

# #MLBU



# 2017 Sun Devil Baseball

## ROSTER

### PITCHERS (15)

No.	Name	YR	B/T	HT	WT	Hometown (High School/Last School)
32	Garvin Alston, Jr.	So.	L/L	6'4"	190	Phoenix, Ariz. (Mountain Pointe)
7	Eder Erives	Sr.	R/R	6'0"	165	El Paso, Texas (Montwood)
14	Jake Godfrey	Jr.	R/R	6'3"	230	New Lenox, Ill. (Providence Catholic/LSU/NW Florida St.)
11	Connor Higgins	So.	R/L	6'5"	240	Orefield, Pa. (Parkland)
17	Ryan Hingst	Jr.	R/R	6'4"	191	El Paso, Texas (Franklin)
15	Eli Lingos	Jr.	L/L	6'0"	200	Temecula, Calif. (Great Oak)
8	Alec Marsh	Fr.	R/R	6'2"	215	Milwaukee, Wis. (Ronald Reagan)
3	Chaz Montoya	Fr.	L/L	6'0"	160	Glendale, Ariz. (Centennial)
39	James Ryan	So.	R/R	6'2"	185	Huntington Beach, Calif. (Marina)
29	Grant Schneider	Jr.	R/R	6'3"	210	Austin, Texas (Lake Travis)
22	Fitz Stadler	So.	R/R	6'9"	235	Glenbrook, Ill. (Glenbrook South)
48	Zane Strand	Fr.	R/R	6'5"	220	Chandler, Ariz. (Hamilton)
18	Reagan Todd	R-So.	L/L	6'3"	220	Centennial, Colo. (Regis Jesuit)
44	Spencer Van Scoyoc	Fr.	L/L	6'4"	205	Cedar Rapids, Iowa (Jefferson)
38	Tanner West	Fr.	L/L	6'2"	194	Albuquerque, N.M. (Volcano Vista)

### CATCHERS (4)

30	Zach Cerbo	Sr.	R/R	5'10"	190	Montville, N.J. (Bergen Catholic)
40	Nick Cheema	Fr.	R/R	5'11"	200	Weatherford, Texas (Aledo)
9	Sam Ferri	Fr.	R/R	5'11"	190	Norridge, Ill. (Notre Dame College Prep)
27	Lyle Lin	Fr.	R/R	6'1"	200	Taipei, Taiwan (JSerra Catholic)

### INFIELDERS (5)

21	Carter Aldrete	Fr.	R/R	6'2"	200	Monterey, Calif. (Monterey)
47	Taylor Lane	Jr.	R/R	6'4"	205	Chesapeake, Va. (IMG/Florida/NW Florida St.)
10	Jeremy McCuin	So.	S/R	6'1"	192	Gilbert, Ariz. (Perry)
4	Andrew Snow	Jr.	R/R	6'1"	185	Woodland, Calif. (Jesuit)
19	Jackson Willeford	R-Sr.	L/R	5'9"	185	Ramona, Calif. (Ramona/UA/Cypress)

### OUTFIELDERS (4)

24	Hunter Bishop	Fr.	L/R	6'5"	210	Palo Alto, Calif. (Serra)
12	Gage Canning	So.	L/R	5'11"	178	Ramona, Calif. (Ramona)
37	Myles Denson	Fr.	R/R	6'2"	180	Las Vegas, Nev. (Bishop Gorman)
25	Tyler Williams	So.	R/R	6'3"	225	Peoria, Ariz. (Raymond S. Kellis)

- 13**    **Head Coach:** Tracy Smith  
**2**     **Assistant Coach/Recruiting Coordinator:** Ben Greenspan  
**31**    **Assistant Coach:** Fred Nori  
**23**    **Volunteer Assistant Coach:** Michael Earley  
      **Director of Operations:** Brendan Cunningham  
      **Sports Medicine/Rehabilitation:** Jesse Lowman  
      **Strength and Conditioning:** Jason Robbins

# 2017 Sun Devil Baseball

## ROSTERS

### NUMERICAL

3	Chaz Montoya	6-0	160	L/L	LHP	Fr.	Glendale, Ariz. (Centennial)
4	Andrew Snow	6-1	185	R/R	INF	Jr.	Woodland, Calif. (Jesuit)
7	Eder Erives	6-0	165	R/R	RHP	Sr.	El Paso, Texas (Montwood)
8	Alec Marsh	6-2	215	R/R	RHP	Fr.	Milwaukee, Wis. (Ronald Reagan)
9	Sam Ferri	5-11	190	R/R	C	Fr.	Norridge, Ill. (Notre Dame College Prep)
10	Jeremy McCuin	6-1	192	S/R	IF	So.	Gilbert, Ariz. (Perry)
11	Connor Higgins	6-5	240	R/L	LHP	So.	Orefield, Pa. (Parkland)
12	Gage Canning	5-11	178	L/R	OF	So.	Ramona, Calif. (Ramona)
14	Jake Godfrey	6-3	230	R/R	RHP	Jr.	New Lenox, Ill. (Providence Catholic/LSU/NW Florida St.)
15	Eli Lingos	6-0	200	L/L	LHP	Jr.	Temecula, Calif. (Great Oak)
17	Ryan Hingst	6-4	200	R/R	RHP	Jr.	El Paso, Texas (Franklin)
18	Reagan Todd	6-3	220	L/L	LHP/INF	R-So.	Centennial, Colo. (Regis Jesuit)
19	Jackson Willeford	5-9	185	L/R	INF	R-Sr.	Ramona, Calif. (Ramona/UA/Cypress)
21	Carter Aldrete	6-2	200	R/R	INF	Fr.	Monterey, Calif. (Monterey)
22	Fitz Stadler	6-9	235	R/R	RHP	So.	Glenview, Ill. (Glenbrook South)
24	Hunter Bishop	6-5	210	L/R	OF	Fr.	Palo Alto, Calif. (Serra)
25	Tyler Williams	6-3	225	R/R	OF	So.	Peoria, Ariz. (Raymond S. Kellis)
27	Lyle Lin	6-1	200	R/R	C/INF	Fr.	Taipei, Taiwan (JSerra Catholic)
29	Grant Schneider	6-3	210	R/R	RHP	Jr.	Austin, Texas (Lake Travis)
30	Zach Cerbo	5-10	190	R/R	C	Sr.	Montville, N.J. (Bergen Catholic)
32	Garvin Alston Jr.	6-4	190	L/L	LHP	So.	Phoenix, Ariz. (Mountain Pointe)
37	Myles Denson	6-2	180	R/R	OF	Fr.	Las Vegas, Nev. (Bishop Gorman)
38	Tanner West	6-2	194	L/L	LHP	Fr.	Albuquerque, N.M. (Volcano Vista)
39	James Ryan	6-2	185	R/R	RHP	So.	Huntington Beach, Calif. (Marina)
40	Nick Cheema	5-11	200	R/R	C	Fr.	Weatherford, Texas (Aledo)
44	Spencer Van Scoyoc	6-4	205	L/L	LHP/INF	Fr.	Cedar Rapids, Iowa (Jefferson)
47	Taylor Lane	6-4	205	R/R	INF	Jr.	Chesapeake, Va. (IMG/Florida/NW Florida St.)
48	Zane Strand	6-5	220	R/R	RHP	Fr.	Chandler, Ariz. (Hamilton))

### PRO-NUN-SEE-AY-SHUNS

Carter Aldrete - AL-dreh-tee  
 Garvin Alston Jr. - GAR (like Garfield)-vin ALL (like ALL of the above)-stun  
 Zach Cerbo - ser-BO  
 Nick Cheema - CHEE-muh  
 Eder Erives - eh-DER eh-REE-vez  
 Sam Ferri - FAIR-ee  
 Ryan Hingst - HEENGst  
 Eli Lingos - leen-GOES  
 Jeremy McCuin - mic-CUE-in  
 Grant Schneider - SHNEYE-der  
 Reagan Todd - RAY-gan  
 Spencer Van Scoyoc - Van SCOY

### ALPHABETICAL

No.	Name	Pos.
21	Carter Aldrete	INF
32	Garvin Alston Jr.	LHP
24	Hunter Bishop	OF
12	Gage Canning	OF
30	Zach Cerbo	C
40	Nick Cheema	C
37	Myles Denson	OF
7	Eder Erives	RHP
9	Sam Ferri	C
14	Jake Godfrey	RHP
11	Connor Higgins	LHP
17	Ryan Hingst	RHP
47	Taylor Lane	INF
27	Lyle Lin	C
15	Eli Lingos	LHP
8	Alec Marsh	RHP
10	Jeremy McCuin	IF
3	Chaz Montoya	LHP
39	James Ryan	RHP
29	Grant Schneider	RHP
4	Andrew Snow	INF
22	Fitz Stadler	RHP
48	Zane Strand	RHP
18	Reagan Todd	LHP/INF
44	Spencer Van Scoyoc	LHP/INF
38	Tanner West	LHP
19	Jackson Willeford	INF
25	Tyler Williams	OF

### BY POSITION

Catchers	4
Pitchers	15
Infielders	7
Outfielders	4

\*Players with multiple position included

### BY CLASS

Seniors	3
Juniors	6
Sophomores	8
Freshmen	11

### BATTING

Lefties	5
Righties	9
Switch	1

### PITCHING

Righties	8
Lefties	7

# 2017 Sun Devil Baseball

## LAST TIME

### Hitting Categories

Hit a grand slam.....	Brian Serven, May 4, 2014 at Oklahoma State (L, 14-12)
Hit a walkoff HR.....	Colby Woodmansee, February 13, 2015 vs. Oklahoma State (solo shot in 10th inning)
Led off the game with a HR.....	Kasey Coffman, March 3, 2013 vs. Gonzaga (T, 6-6)
Hit for the cycle.....	Travis Buck, March 7, 2003 vs. Southern Utah (W, 19-0)
Hit for the cycle to open the game.....	April 27, 2003 vs. Washington State (HR/2B/1B/3B)
Hit back-to-back HRs.....	Tyler Williams and Andrew Shaps, April 8, 2017 at California (6th inning, no outs)
Hit back-to-back-to-back HRs.....	Max Rossiter (3-run), RJ Ybarra and Trevor Allen, May 5, 2013 vs. Stan.
Hit two HR in one game.....	Taylor Lane, April 29, 2017 at Oregon (W, 4-3)
Hit three HRs in one game.....	Joey DeMichele, May 1, 2011 vs. Stanford (TIES ASU RECORD)
Had five hits in one game.....	Johnny Sewald, May 9, 2015 vs. UCLA (went 5-for-7)
Had six hits in one game.....	Travis Buck, March 13, 2005 vs. Western Illinois (went 6-for-8, 3 RBI)
Had seven hits in one game.....	Jerry Mantlo, February 6, 1972 vs. Michigan
Had three doubles in one game.....	Jake Peevyhouse, March 29, 2014 at No. 15 UCLA
Had four doubles in one game.....	Travis Buck, February 28, 2004 vs. Connecticut (W, 16-5)
Hit two triples in one game.....	Gage Canning, April 21, 2017 vs. CSU Bakersfield
Had seven RBI in one game.....	Andy Workman, May 8, 2011 vs. Long Beach State (W, 17-9)
Had eight RBI in one game.....	Kiel Roling, March 17, 2007 vs. Maine
Had nine RBI in one game.....	Jeremy West, April 27, 2003 vs. Washington State
Stole four bases in one game.....	Drew Maggi, April 10, 2010 at Washington St. (TIES ASU RECORD)
Stole home.....	Colby Woodmansee, March 6, 2016 vs. Eastern Michigan (W, 8-1)
Struck out four or more times in one game.....	Lyle Lin, April 28, 2017 at Oregon (4K's in L, 2-0)
Hitter stranded six runners on base.....	Jordan Aboites (6), February 23, 2016 vs. Nevada (L, 11-5)
Recorded 13 total bases.....	Jeremy West (14), April 27, 2003 vs. Washington State (3 HR, 2 1B)
Had an inside the park home run.....	Trevor Allen, March 1, 2012 vs. St. Louis
Scored five runs in one game.....	Kiel Roling, February 4, 2007 vs. Southern Utah (5 R)
Was hit by a pitch two or more times.....	Daniel Williams, February 20, 2016 vs. Xavier (2x in W, 8-2)
Opponent hit two HRs in one game.....	JJ Matijevic (at #8 Arizona), April 4, 2017 (L, 2-11)
Opponent hit a walkoff HR.....	Kevin Williams (UCLA), March 16, 2012 at Jackie Robinson Stadium (Solo HR in 9th inning)
Opponent hit a leadoff HR.....	Andy Lentz (Washington), May 17, 2008 at Packard Stadium (off Josh Satow)

### Pitching Categories

Threw a no-hitter.....	Ryan Hingst, March 25, 2016 vs. Utah, (W, 5-0)
Threw a perfect game.....	Eddie Bane, March 2, 1973, vs. Cal State Northridge (W, 9-0)
Threw a one-hitter.....	Brian Flores, May 20, 2007 at Oregon State (W, 8-1)
Threw a two-hitter.....	Will Waldrip, Jan. 23, 1999 vs. Hawaii-Hilo (W, 3-0)
Were no-hit.....	Phil Keller, March 23, 1970 vs. Stanford (L, 1-0)
Were one-hit.....	Noah Bremer, at Washington, May 12, 2017 (L, 0-4)
Threw a complete game.....	Eder Erives, April 28, 2017 at Oregon (L, 2-0)
Threw a complete game shutout.....	Ryan Hingst, March 25, 2016 vs. Utah (W, 5-0)
Threw back-to-back complete games.....	Trevor Williams, 3/1/13 vs. Pacific (W, 8-1) and 3/9 vs. Long Beach State (W, 4-0)
Threw back-to-back complete game shutouts.....	Brady Rodgers/Kramer Champlin, May 20 and 21, 2011 at Washington
Had an opposing pitcher throw a complete game.....	Noah Bremer, at Washington, May 12, 2017 (L, 0-4)
Shut out an opponent (one or more pitchers).....	March 24, 2017, at USC (2 pitchers)
Were shutout.....	at Washington, May 14, 2017 (L, 0-4)
Struck out 10 or more batters in a game.....	Seth Martinez (11), March 12, 2016, vs. UC Davis (8.0 IP)
Struck out 15 or more batters in a game.....	Mike Leake (15), May 30, 2009 vs. Oral Roberts (CG, 4-1 Win in Tempe Regional)
Had an opposing pitcher strike out 10 or more Sun Devils.....	David Peterson (20), at Oregon, April 28, 2017 (L, 2-0)
Did not walk a batter (complete game).....	Ryan Kellogg, May 14, 2015 vs. Washington State (W, 5-0)
Recorded 10 wins in a season.....	Ryan Kellogg, 11-1 (2013)
Hit three batters in a game.....	Brett Lilek (3), April 4, 2015 at Utah (W, 6-5)

### Fielding Categories

Had no errors in three straight games.....	May 22, 27, 28, 2016 (at UCLA, USC, USC)
Committed three or more errors in one game.....	Andrew Snow (3), Feb. 17, 2017 vs. Northwestern
Had 16 or more putouts in one game.....	Zach Wilson (20), First Base, April 21, 2011 at Cal
Had 20 or more put outs in one game.....	Zach Wilson (20), First Base, April 21, 2011 at Cal
Had eight or more assists in one game.....	Jeremy McQuin (8), Shortstop, Feb. 17, 2017 vs. Northwestern
Caught and pitched in the same game.....	Jordan Swagerty, March 17, 2010 vs. USC (2x in 2010)
Turned four double plays in one game.....	April 22 2017, vs. CSUB
Turned five+ double plays in one game.....	5, April 25, 2010, vs. Washington (TIES ASU RECORD)
Turned a triple play.....	Eric Sogard (2B), Brett Wallace (1B) and Andrew Romine SS, February 27, 2007 at Arizona

### Scoring and Misc. Categories

Recorded 20+ hits.....	23, April 28, 2010 vs. San Francisco (W, 21-3)
Recorded 20+ hits in back-to-back games.....	22 and 22, February 3-4, 2007 vs. Southern Utah
Scored 20+ runs.....	21, April 28, 2010, vs. San Francisco (W, 21-3)
Scored 30+ runs.....	30, March 13, 2005 vs. Western Illinois (W, 30-13 in Baton Rouge, La.)
Scored 10+ runs in one inning.....	11, April 26, 2015 vs. Tennessee Tech (W, 16-4)
Left 15+ runners on base in one game.....	15, March 5, 2016 vs. Eastern Michigan (W, 5-4 (11))
Surrendered a ninth inning lead.....	April 18, 2017 vs. UNLV (led 12-9, lost 13-12)
Swept a three-game Pac-12 series.....	April 13-15, 2017 vs. WSU (6-5, 10-7, 5-4)
Were swept in a Pac-12 series.....	April 7-9, 2017 at California (6-9, 4-6, 2-10)
Were swept in a Pac-12 series at home.....	March 17-19, 2017 vs. Oregon State (0-2, 1-10, 0-4)
Played in extra innings.....	11, March 24, 2017 vs. USC (L, 4-5)
Played in 14+ innings.....	14, March 9, 2016 at Cal State Fullerton (W, 2-1 W)
Played back-to-back extra inning games.....	March 9, 11 and 12, 2016, vs. Cal State Fullerton/UC Davis (14, 11 and 12 innings)
Played a game lasting 5+ hours.....	5 hours, 12 minutes, May 30, 2015 vs. Cal State Fullerton in Fullerton Regional (L, 3-2 (14))



# 2017 Sun Devil Baseball

## RECORDS/AT A GLANCE

### Record When...

Overall .....	22-26	Scoring 0-2 runs .....	1-11	After 8 leading .....	18-2
Conference.....	8-16	..... 3-5 runs.....	8-11	..... trailing .....	3-23
Non-Conference.....	14-10	..... 6-9 runs .....	8-3	..... tied .....	1-1
Home games .....	17-13	..... 10+ runs .....	5-1	Hit 0 home runs .....	10-15
Away games .....	5-13	Opponent 0-2 runs.....	5-2	... 1 home run .....	9-4
Neutral site .....	0-0	..... 3-5 runs.....	11-7	... 2+ home runs .....	3-7
Day games .....	8-14	..... 6-9 runs .....	5-8	Opponent 0 home runs .....	19-15
Night games .....	14-12	..... 10+ runs .....	1-9	..... 1 home run .....	1-5
vs Left starter .....	5-10	Scored in 1st inning .....	6-7	..... 2+ HRs .....	2-6
vs Right starter .....	17-16	Opp. scored in 1st .....	9-12	Made 0 errors .....	7-7
1-Run games .....	9-4	Scores first .....	7-8	... 1 error .....	7-10
2-Run games .....	3-5	Opp. scores first .....	15-18	... 2+ errors .....	8-9
5+Run games .....	4-9	After 6 leading .....	17-2	Opp. made 0 errors.....	6-9
Extra innings .....	1-1	..... trailing .....	3-22	..... 1 error .....	5-12
Shutouts.....	1-5	..... tied .....	2-2	..... 2+ errors.....	11-5
		After 7 leading .....	18-1	Out-hit opponent.....	15-3
		..... trailing .....	3-25	Out-hit by opponent .....	7-20
		..... tied .....	1-0	Hits are tied.....	0-3

### A Look At the Pitching Staff

#### Arizona State Starters

Pitcher	Starts/QS	Pct.	PC/Start	IP/Start	ER Against/ Start	Runs For/Start	PCK	DP	Team Record
Eli Lingos	14/6	43%	1,253/89.5	77.1/5.2	34/2.4	28/2.0	4	8	8-6
Chaz Montoya	7/1	14%	647/92.4	36.2/5.1	23/3.3	32/4.6	2	4	5-2
Eder Erives	5/1	20%	388/77.6	22.2/4.1	9/1.8	9/1.8	2	2	1-4
Spencer Van Scoyoc	8/1	13%	537/67.1	27.1/3.2	11/1.4	14/1.8	0	3	3-5
Ryan Hingst	4/0	0%	262/65.5	13.0/3.1	8/2.0	2/0.5	1	2	2-2
Zach Dixon	3/0	0%	152/50.7	6.1/2.1	7/2.3	0/0.0	0	0	2-1
Jake Godfrey	3/0	0%	184/61.3	9.1/3.0	13/4.3	3/1.0	0	0	0-3
Connor Higgins	1/0	0%	66/66.0	3.2/3.2	3/3.0	3/3.0	0	1	1-0
Fitz Stadler	1/0	0%	51/51.0	2.0/2.0	4/4.0	0/0.0	0	0	0-1
Reagan Todd	1/0	0%	45/45.0	1.1/1.1	5/5.0	1/1.0	0	0	0-1
Alec Marsh	1/0	0%	48/48.0	2.0/2.0	5/5.0	3/3.0	0	0	0-1

#### Arizona State Bullpen (Relief Appearances Only)

Reliever	Last App	IP	H	R	ER	BB	SO	SV	IR/Scored	1st Bat. Faced/Ret.
Garvin Alston	5/6 vs. #13 Stanford	7.2	7	8	8	5	6	0	2/1	5/4
Eder Erives	5/14 at Washington	24.0	18	13	11	13	25	3	10/3	9/7
Sam Ferri	4/29 at Oregon	1.0	2	0	0	1	0	1	4/2	2/0
Jake Godfrey	5/5 vs. #13 Stanford	21.2	19	9	8	15	16	1	19/2	11/8
Connor Higgins	5/7 vs. #13 Stanford	28.0	34	15	13	11	24	3	20/10	12/6
Ryan Hingst	5/13 at Washington	26.0	29	19	18	14	24	0	16/8	13/10
Alec Marsh	5/9 at #13 Arizona	14.2	18	11	11	8	9	0	10/7	6/4
Chaz Montoya	3/18 vs. OSU	9.0	13	9	9	7	12	1	15/4	10/4
James Ryan	5/12 at Washington	16.0	19	12	12	2	14	0	14/6	8/6
Grant Schneider	5/12 at Washington	12.2	24	16	14	10	11	0	8/4	7/4
Fitz Stadler	3/12 vs. LBSU	11.0	6	3	3	1	5	0	5/1	5/5
Zane Strand	2/18 vs. Northwestern	0.2	0	1	1	1	1	0	0/0	1/1
Reagan Todd	5/9 at #13 Arizona	32.2	39	23	21	13	21	1	17/6	18/10
Spencer Van Scoyoc	4/18 at UNLV	0.2	0	1	1	4	1	0	1/0	2/0
Tanner West	5/14 at Washington	6.2	7	4	3	6	5	0	7/2	6/4

# 2017 Sun Devil Baseball

## NATIONAL RANKS/CONFERENCE RANKS/TEAM RANKS

### NATIONAL RANKINGS

Team			
Category	Nat'l	Pac-12	Value
Batting Average (295 ranked)	143	6	0.273
Double Plays (295 ranked)	93	4	.41
Double Plays Per Game (295 ranked)	73	4	0.85
Doubles (295 ranked)	192	9	.78
Doubles Per Game (295 ranked)	188	9	1.63
Fielding Percentage (295 ranked)	155	8	0.968
Hit Batters (295 ranked)	146	4	.45
Hits (295 ranked)	165	4	.445
Home Runs (295 ranked)	151	4	.33
Home Runs Per Game (295 ranked)	148	3	0.69
Runs (295 ranked)	201	6	.246
Sacrifice Bunts (295 ranked)	220	11	.20
Sacrifice Flies (295 ranked)	32	3	.26
Scoring (295 ranked)	204	6	5.1
Shutouts (195 ranked)	195	10	.1
Slugging Percentage (295 ranked)	126	3	0.407
Stolen Bases (295 ranked)	173	4	.40
Stolen Bases Per Game (295 ranked)	173	4	0.83
Strikeouts Per Nine Innings (295 ranked)	212	10	6.9
Triples (295 ranked)	10	1	.21
Triples Per Game (295 ranked)	11	1	0.44
WL Pct (295 ranked)	185	9	0.458

### Individual

Category	Name	Nat'l	Pac-12	Value
Batting Average	Gage Canning	242	11	.339
Complete Games	Eder Erives	116	2	.1
Games Started	Eli Lingos	4	1	.14
Sacrifice Flies	Carter Aldrete	30	2	.6
Slugging Percentage	Gage Canning	202	7	.554
Total Bases	Gage Canning	138	4	.87
Triples	Gage Canning	4	1	.7
	Hunter Bishop	59	4	.4
Triples per Game	Gage Canning	4	1	0.15
Victories	Eli Lingos	131	7	.6

### Pac-12 RANKINGS

#### TEAM

Batting Avg	6th, .273
Slugging %	3rd, .407
Runs Scored	6th, 246
Hits	4th, 445
Triples	1st, 21
Home Runs	4th, 33
RBI	4th, 228
Stolen Bases	4th, 40
Walks	11th, 142
ERA	11th, 5.69
Opponent Avg	11th, .298
Saves	t-5th, 10
Home Runs Allowed	8th, 27
Strikeouts	t-7th, 322
Fielding %	8th, .968
Double Plays	4th, 41
Caught Stealing	1st, 26
Runners Picked Off	3rd, 9

#### INDIVIDUAL

Batting Avg	Gage Canning	9th, 333
Hits	Gage Canning	7th, 65
Slugging %	Gage Canning	7th, .533
Total Bases	Gage Canning	5th, 104
Triples	Gage Canning	1st, 7
	Hunter Bishop	t-4th, 4
Home Runs	3 tied	t-10th, 5
Sac Flies	Carter Aldrete	t-2nd, 6
Strikeouts	Eli Lingos	9th, 61
Wins	Eli Lingos	t-6th, 6
Pick Offs	Eli Lingos	t-3rd, 3
	Zach Cerbo	t-3rd, 3
IP	Eli Lingos	9th, 77.1
Saves	Eder Erives	t-11th, 3
	Connor Higgins	t-11th, 3
Assists	Carter Aldrete	3rd, 131
Caught Stealing By	Zach Cerbo	t-1st, 11

### 2017 SUN DEVIL LEADERS

#### Batting Average

Gage Canning	.333
Lyle Lin	.311
Zach Cerbo	.309

#### Slugging Percentage

Gage Canning	.554
Hunter Bishop	.480
Tyler Williams	.480

#### On-Base Percentage

Zach Cerbo	.410
Lyle Lin	.382
Gage Canning	.368

#### Total Bases

Gage Canning	104
Lyle Lin	72
Carter Aldrete	68

#### Hits

Gage Canning	65
Lyle Lin	56
Carter Aldrete	46

#### RBI

Carter Aldrete	30
Tyler Williams	28
Gage Canning	26

#### HR

Tyler Williams	5
Gage Canning	5
Hunter Bishop	4

#### Runs Scored

Gage Canning	33
Carter Aldrete	24
Lyle Lin	23

#### Stolen Bases

Tyler Williams	7
Gage Canning	7
Taylor Lane	5

#### Walks

Zach Cerbo	20
Lyle Lin	17
Hunter Bishop	13

#### IP

Eli Lingos	77.1
Chaz Montoya	48.0
Eder Erives	46.2

#### Strikeouts

Eli Lingos	61
Chaz Montoya	38
Eder Erives	36

#### Wins

Eli Lingos	6
Chaz Montoya	4
Connor Higgins	3

#### ERA

Eder Erives	3.86
Spencer Van Scoyoc	3.86
Eli Lingos	3.96

#### Saves

Eder Erives	3
Connor Higgins	3
Chaz Montoya	1
Reagan Todd	1
Jake Godfrey	1
Sam Ferri	1

#### Games Started

Eli Lingos	14
Spencer Van Scoyoc	8
Chaz Montoya	7

### LF

Hunter Bishop/16, (6-10)  
Myles Denson/6, (1-5)  
Gage Canning/1, (0-1)  
Tyler Williams/3, (3-0)  
Zach Cerbo/1, (1-0)

### CF

Gage Canning/11, (7-4)

### RF

Gage Canning/36, (15-21)  
Myles Denson/4, (2-2)  
Hunter Bishop/8, (5-3)

### SS

Carter Aldrete/24, (10-14)  
Jeremy McCuin/19, (9-10)  
Andrew Snow/5, (3-2)

### 2B

Carter Aldrete/20, (10-10)  
Taylor Lane /15, (6-9)  
Andrew Snow/11, (5-6)  
Jackson Willeford/2, (1-1)

### SP

Eli Lingos/14, (8-6)  
Chaz Montoya/7, (5-2)  
Spencer Van Scoyoc/8, (3-5)  
Ryan Hingst/4, (2-2)  
Eder Erives/5, (1-4)  
Jake Godfrey/3, (0-3)  
Alec Marsh/1, (0-1)  
Fitz Stadler/1, (0-1)  
Reagan Todd/1, (0-1)  
Connor Higgin/1, (1-0)

### 3B

Jeremy McCuin/22, (10-12)  
Jackson Willeford/10, (3-7)  
Taylor Lane/8, (4-4)  
Carter Aldrete/4, (2-2)  
Andrew Snow/4, (3-1)

### 1B

Lyle Lin/35, (16-19)  
Taylor Lane/10, (5-5)  
Andrew Snow/3, (1-2)

### Bullpen

Garvin Alston Jr.  
Eder Erives  
Jake Godfrey  
Connor Higgins  
Alec Marsh  
Chaz Montoya  
James Ryan  
Grant Schneider  
Fitz Stadler  
Zane Strand  
Reagan Todd  
Tanner West

### DH

Tyler Williams/16, (6-10)  
Hunter Bishop/11, (5-6)  
Andrew Snow/2, (1-1)  
Jackson Willeford/2, (0-2)  
Sam Ferri/2, (1-1)  
Zach Cerbo/4, (3-1)

### C

Zach Cerbo/28, (13-15)  
Lyle Lin/13, (6-7)  
Sam Ferri/7, (3-4)



# 2017 Sun Devil Baseball

HEAD COACH TRACY SMITH



## TRACY SMITH - HEAD COACH - THIRD SEASON (21st OVERALL)

Tracy Smith, the 2013 National Coach of the Year, was hired as the fifth head baseball coach in program history on June 24, 2014, and enters his third season at the helm of the Sun Devil baseball program.

Smith has established a reputation of evaluating and developing talent as more than 50 student-athletes since 2000 improved their stock in the Major League Baseball Draft under Smith's tutelage, including four who became first-round draft picks after going undrafted out of high school.

In 20 total years as a head coach, Smith has seen 68 of his players selected in the MLB Draft, including 61 draftees since 2000 and 31 in the first 10 rounds. He has mentored 36 Major League Baseball draft picks over the past eight seasons, including the fourth overall pick in the 2014 Major League Baseball June Amateur Draft (Kyle Schwarber) and three first-round selections in the 2009 MLB June Draft (Eric Arnett, Josh Phegley, Matt Bashore).

In 2016, Smith piloted the Sun Devils to a regional final for the time since 2013. The Sun Devils' 36 wins were the most in the past three years and they finished tied for third in the Pac-12. Five players were selected in the 2016 Major League Baseball Draft, marking 14 total players who have been taken in the draft during Smith's tenure.

Eight Devils earned All-Pac-12 honors on the season, including first team selections David Greer, Seth Martinez, Brian Serven and Colby Woodmansee. All four players would go on to be selected in the MLB draft with Greer (third team), Martinez (second team) and Woodmansee (third team) earning Louisville Slugger All-America accolades.

Smith was instrumental in Sun Devil Baseball's signing of the nation's top recruiting class in 2016, which included eight players who had been drafted by the Major League out of high school.

In his first season at ASU, Smith led the Sun Devils to a postseason berth, a third-place finish in the Pac-12 and 30-plus wins.

He became one of five active coaches, and one of eight all-time, to bring three different Div. I schools to NCAA Regional play as he guided the Sun Devils to a No. 2 seed in the Fullerton Regional in 2015.

He has amassed a 675-503-1 career record in 20 seasons as a head coach at three different schools, including nine seasons at both Miami (Ohio) and Indiana, and one year at Arizona State. His 675 victories rank in the top 50 among active coaches in the NCAA, and his 20 seasons represent the sixth-shortest number of years on the list.

Smith instituted a change in culture at Arizona State and his demand for excellence both on and off the field was represented as the Devils led the Pac-12 in both all-conference and all-academic honorees in 2014.

Nineteen players have earned Pac-12 All-Academic honors in Smith's first two seasons, tied for the most in Sun Devil history for a two-year span. ASU's 10 selections in Smith's first season led the Pac-12.

His emphasis on defense became evident right away as ASU vastly improved its fielding percentage and lowered its number of errors committed in Smith's first season. The Devils finished fourth in the Pac-12 in both categories in 2015 after ranking near the bottom of the conference from 2010-14.

An accomplished fundraiser, Smith played a huge role in helping transition the Sun Devil Baseball program into Phoenix Municipal Stadium. His vision saw a renovated clubhouse, complete with an alumni locker room and an academics center, as well as an increased prominence on the program's historical accomplishments. Capital improvements included a state-of-the-art video board, batting tunnel, a weight room and training room, creation of a grass berm and patio installations, and premium seating options.

Smith earned National Coach of the Year honors and was a unanimous choice for Big Ten Coach of the Year after he led IU to the school's only College World Series appearance in 2013. The following season in 2014, Smith led the Hoosiers to the No. 4 national seed in the NCAA Tournament, the first national seed in Big Ten baseball history.

Smith came to Tempe with 18 years of experience as a collegiate head coach, including nine at Miami University (Ohio) and nine at IU, where he was two-time Big Ten Coach of the Year. He led both programs to a pair of NCAA Regional appearances and more than 600 combined career victories.

He tallied more than 40 wins in each of the past two seasons at IU and led the Hoosiers to consecutive Big Ten Conference Championships for the first time in school history. IU won the Big Ten regular season and B1G Tournament title in 2013, marking the school's first regular season conference championship since 1949 and the first outright crown since 1932, and advanced to the 2013 College World Series, which ended the Big Ten's 29-year CWS absence.

Smith took an IU program that had finished 10th in the Big Ten six times in an eight-year stretch between 2000 and 2007, and led the Hoosiers to an NCAA Regional in 2009 and to the College World Series in 2013. IU notched a program-best 21 conference wins in 2014 and secured eight first team All-Big Ten selections to tie a conference mark for most first team honorees from one school.

He began his coaching career as head coach at Miami University-Middletown in 1990, served as an assistant coach at Miami (Ohio) from 1993-94 and was the pitching coach at IU from 1995-96.

A four-year letterwinner at Miami (Ohio), Smith was a pitcher and an infielder for the RedHawks, and played three minor league seasons in the Chicago Cubs organization. He also participated in 1992 Major League Scouting Bureau's Professional Scout School as a representative of the Cubs.

Born Feb. 14, 1966, Smith graduated with a bachelor's degree in Education from Miami (Ohio) in 1989 and completed a master's degree in Sport Organization from Miami (Ohio) in 1992.

A native of Kentland, Ind., Smith and his wife, Jaime, have three sons, Casey, Ty and Jack. Casey was a four-year letterwinner on the Hoosier baseball team while Ty was a member for the IU football team. Jack is currently a wide receiver on the Sun Devil football team.

Season	Team	Overall	Conference (Standing)	Postseason
1997	Miami (OH)	27-28	17-13 (4th)	MAC Tournament
1998	Miami (OH)	33-26	17-13 (3rd - East)	MAC Tournament
1999	Miami (OH)	34-27	20-12 (2nd - East)	MAC Tournament
2000	Miami (OH)	40-23	16-12 (3rd - East)	NCAA Regional
2001	Miami (OH)	35-25	16-12 (4th - East)	MAC Tournament
2002	Miami (OH)	31-28	16-12 (3rd - East)	MAC Tournament
2003	Miami (OH)	36-24-1	19-9 (2nd - East)	MAC Tournament
2004	Miami (OH)	36-21	14-8 (1st - East)	MAC Tournament
2005	Miami (OH)	45-18	17-4 (1st - East)	NCAA Regional
	<b>Miami (OH)</b>	<b>317-220-1</b>	<b>152-95</b>	
2006	Indiana	22-34	11-21 (10th)	
2007	Indiana	19-35	8-23 (10th)	
2008	Indiana	31-30	15-17 (6th)	Big Ten Tournament
2009	Indiana	32-27	16-7 (3rd)	NCAA Regional
2010	Indiana	28-27	12-12 (t-5th)	Big Ten Tournament
2011	Indiana	30-25	11-13 (7th)	
2012	Indiana	32-28	16-8 (2nd)	Big Ten Tournament
2013	Indiana	49-16	17-7 (1st)	College World Series
2014	Indiana	44-15	21-3 (1st)	First-ever Big 10 National Seed
	<b>Indiana</b>	<b>287-237</b>	<b>127-111</b>	
2015	Arizona State	35-23	18-12 (t-3rd)	NCAA Regional
2016	Arizona State	36-23	16-14 (t-3rd)	NCAA Regional
2017	Arizona State	22-26	8-16	
	<b>Arizona State</b>	<b>93-72</b>	<b>42-42</b>	
	<b>Total</b>	<b>697-529-1</b>	<b>321-244</b>	



### **BEN GREENSPAN - ASSISTANT COACH/RECRUITING COORDINATOR**

- Ben Greenspan enters his third season at Arizona State University as assistant coach and recruiting coordinator, and works primarily with the team's offense and catchers.

- Excelling in his recruiting coordinator position, Greenspan assembled the No. 1 recruiting class in the nation in 2016 according to Collegiate Baseball Newspaper. The class is headlined by Hunter Bishop, who was rated the 15th best outfielder in the nation by Perfect Game. Bishop is joined by Chaz Montoya, the No. 1 left-handed pitcher in Arizona, and Carter Aldrete, the 23rd best shortstop in the nation according to Perfect Game.

- Catcher Brian Serven earned First Team All-Pac-12 recognition in 2016, as well as Pac-12 All-Academic honorable mention and was a semifinalist for the Johnny Bench Award, given to the nation's top catcher. His prowess on both sides of the plate was evident as he became just the fifth catcher in school history to lead the team in home runs and he caught 17 runners stealing, the most by a Sun Devil since 2009. Serven was the first Devil to go in the 2016 MLB Draft, going in the fifth round to the Colorado Rockies.

- Also excelling at the plate under Greenspan was first baseman David Greer, who also earned a First Team All-Conference selection as well as earning a spot on the Louisville Slugger All-America third team. The Arizona-native finished his junior campaign first in the conference in doubles and total bases, second in slugging percentage and third in runs scored. Greer was taken in the 10th round of the 2016 MLB Draft by the Seattle Mariners.

- Greenspan mentored some of the most prolific hitters in IU program history, including two-time All-American catcher Kyle Schwarber, current Oakland Athletics catcher Josh Phegley, and 2010 Big Ten Player of the Year Alex Dickerson. He also played a large role in developing talent at IU as 11 of his position players were selected in the Major League Baseball First-Year Player Draft, in the eight years Greenspan has served as a catching coach, his guidance has produced a First Team All-Conference player at that position in five of those seasons with two of them currently playing MLB (Schwarber and Phegley).

including five in the top five rounds. In the eight years Greenspan has served as a catching coach, his guidance has produced a First Team All-Conference player at that position in five of those seasons with two of them currently playing MLB (Schwarber and Phegley).

- Additional hitting protégés include 2012 Big Ten Freshman of the Year Sam Travis, two-time All-American Dustin DeMuth and current major leaguers Micah Johnson and Ethan Wilson.

- Played for two seasons under coach Smith at IU, and was a Hoosier team captain and Academic All-Big Ten performer in 2007. He spent two years at the University of Connecticut as a catcher and first baseman before joining the IU program. He earned a bachelor's degree in Sport Marketing and Management and a master's degree in Sport Administration from Indiana University.



### **FRED NORI - ASSISTANT COACH**

- Fred Nori, who owns more than 30 years of coaching experience, enters his second seasons in three years on head coach Tracy Smith's coaching staff at Arizona State.

- This marks Nori's fifth stint working with Coach Smith after he served as the volunteer assistant for Indiana University in 2014 and 2007, for Miami University in 2005 and for the Sun Devils in 2015.

- Nori has three conference tournament championships, three NCAA Regional berths and two regular season conference crowns in four seasons as a Div. I assistant coach.

- He was a member of the 2014 IU team that won the Big Ten Conference championship and tournament championship, and became the first program in Big Ten history to earn a national seed. The RedHawks finished first in the Mid-American Conference, won the MAC Tournament championship and were an NCAA Regional participant in 2005. Nori was also a member of the 2009 Xavier Baseball staff, where he helped the Musketeers win the Atlantic 10 Tournament title and advance to an NCAA Regional.

- Nori has a long history of excellence in Ohio high school baseball and owns more than 20 years of head coaching experience that includes a Class A State Championship.

- Nori went on to play professional baseball for three seasons after his playing days at IU ended and he hit .284 with five home runs and 55 RBI as a member of the New York Mets organization. He was a student-athlete at IU from 1961-65, and earned his IU degree in 1965 and a master's degree from Xavier in 1969.



### **MICHAEL EARLEY - VOLUNTEER ASSISTANT COACH**

- Enters his first season as a volunteer assistant coach on head coach Tracy Smith's staff at Arizona State.

- Played under Smith at Indiana from 2008-10 before going on to a professional career with the Chicago White Sox organization, playing professional baseball five years, including time with the team's Triple-A affiliate, the Charlotte Knights

- Outfielder finished his playing days with the Southern Illinois Miners in the independent Frontier League in 2015.


- Finished his professional career with 559 hits, 117 doubles, 38 home runs and a .284 average. He was named to four All-Star teams in his playing days and was also named a member of the Southern Illinois All-Decade Team.

- Earned Third Team All-Big Ten recognition during his senior campaign at IU in 2010 after he tied for fourth in the conference in home runs with 13, and finished the season batting .352.


- Selected by the White Sox in the 29th round of the 2010 Major League Baseball Draft.

- Spent time in 2016 as an associate scout for the New York Mets.







**Carter  
Aldrete**  
IF | R/R | Fr.




**Garvin  
Alston Jr.**  
LHP | B/T | So.




**Hunter  
Bishop**  
OF | L/R | Fr.




**Gage  
Canning**  
OF | B/T | So.




**Zach  
Cerbo**  
C | R/R | Sr.



**Nick  
Cheema**  
C | R/R | Fr.



**Myles  
Denson**  
OF | R/R | Fr.




**Eder  
Erives**  
RHP | R/R | Sr.




**Sam  
Ferri**  
C | R/R | Fr.




**Jake  
Godfrey**  
RHP | B/T | Jr.




**Connor  
Higgins**  
LHP | B/T | So.



**Ryan  
Hingst**  
RHP | B/T | Jr.



**Sean  
Keating**  
LHP | B/T | Fr.




**Taylor  
Lane**  
IF | R/R | Jr.







**Lyle  
Lin**  
C | R/R | Fr.




**Eli  
Lingos**  
LHP | B/T | Jr.



**Alec  
Marsh**  
RHP | B/T | Fr.




**Jeremy  
McCuin**  
IF | S/R | So.




**Chaz  
Montoya**  
LHP | B/T | Fr.



**James  
Ryan**  
RHP | B/T | So.



**Grant  
Schneider**  
RHP | B/T | Jr.




**Andrew  
Snow**  
IF | R/R | Jr.




**Fitz  
Stadler**  
RHP | B/T | So.




**Zane  
Strand**  
RHP | B/T | Fr.




**Reagan  
Todd**  
LHP | B/T | RS So.



**Spencer  
Van Scoyoc**  
LHP | B/T | Fr.



**Tanner  
West**  
LHP | B/T | Jr.



**Jackson  
Willeford**  
IF | R/R | RS Sr.



**Tyler  
Williams**  
OF | R/R | So.

## PLAYER BIOS



Monterey

**#21**  
**INF**

2017[illegible]

## Mountain Pointe

**#32**  
**LHP**

## 2017

Date	Opponent	OS	IP	H	R	ER	BB	SO	2B	3B	HR	WP	BP	BK	IBB	CS	W-L	Sv	ERA	NP
Feb 21	OKLAHOMA STATE		0.1	0	0	0	1	1	0	0	0	0	2	0	0	4-8	0-0	0	0.00	11
Mar 07	CAL STATE FULLERT		2.0	3	4	4	1	3	1	2	0	0	0	0	0	4-10	0-0	0	15.43	39
Mar 08	UCLA		2.2	3	0	0	0	1	0	0	0	0	0	0	0	4-17	0-0	0	0.35	50
Apr 04	at Arizona		1.0	0	0	0	1	1	0	0	0	0	0	1	0	2-11	0-0	0	11.12	15
May 05	STANFORD		1.0	0	0	0	0	0	0	0	0	0	0	0	0	5-7	0-0	0	9.45	11
May 06	STANFORD		1.0	0	0	0	0	0	0	0	0	0	0	0	0	2-6	0-0	0	8.56	23
Totals			0	7.2	7	8	8	5	6	2	2	0	1	3	0	27.7	0-0	0	9.39	111

## Career Year-by-Year

Year	era	w-l	app	gs	cg	sho	sv	ip	h	r	er	bb	so
2016	11.12	0-0	6	0	0	0/0	0	5.2	4	7	7	8	6



Serra

#24  
OF

2017

Date	Opponent	Poa	AB	R	H	RBI	2B	3B	HR	BB	SF	CS	HBP	OAC	SF	GDP	K	PO	A	E	Avgs
Feb 17	NORTHWESTERN-1	"of"	0	0	0	0	0	0	0	0	0	0	0	0	0	0	0	0	0	0	0
Feb 17	NORTHWESTERN-2	"of"	1	1	0	0	0	0	0	1	1	0	0	0	0	0	0	0	0	0	0
Feb 21	OKLAHOMA STATE	"of"	1	1	0	0	0	0	0	0	0	0	0	0	0	0	0	0	0	0	0
Feb 24	at TCU	"of"	1	1	0	0	0	0	0	0	0	0	0	0	0	0	0	0	0	0	0
Feb 26	at TCU	ph	3	0	0	0	0	0	0	0	0	0	0	0	0	0	0	0	0	0	0
Feb 28	at TCU	ph	3	0	0	0	0	0	0	0	0	0	0	0	0	0	0	0	0	0	0
Mar 03	LOYOLA MARYMOUN	ph	0	0	0	0	0	0	0	0	0	0	0	0	0	0	0	0	0	0	0
Mar 05	CAL STATE FULLERT	ph	1	0	0	0	0	0	0	0	0	0	0	0	0	0	0	0	0	0	0
Mar 08	CAL STATE FULLERT	ph	1	0	1	0	0	0	0	0	0	0	0	0	0	0	0	0	0	0	0
Mar 10	LONG BEACH STATE	ph	4	1	2	1	0	0	1	1	0	0	0	0	0	0	0	0	0	0	0
Mar 11	LONG BEACH STATE	"dh"	3	0	0	0	0	0	0	0	0	0	0	0	0	0	0	0	0	0	0
Mar 12	LONG BEACH STATE	"dh"	4	1	1	2	0	0	1	0	0	0	0	0	0	0	0	0	0	0	0
Mar 16	OREGON STATE	"dh"	3	0	0	0	0	0	0	0	0	0	0	0	0	0	0	0	0	0	0
Mar 17	OREGON STATE	"dh"	3	0	0	0	0	0	0	0	0	0	0	0	0	0	0	0	0	0	0
Mar 18	OREGON STATE	"dh"	3	0	0	0	0	0	0	0	0	0	0	0	0	0	0	0	0	0	0
Mar 24	at USC	"of"	4	0	0	0	0	0	0	0	0	0	0	0	0	0	0	0	0	0	0
Mar 24	at USC	"of"	4	0	0	0	0	0	0	0	0	0	0	0	0	0	0	0	0	0	0
Mar 26	at UNLV	"of"	3	2	2	2	0	1	0	2	0	0	0	0	0	0	0	0	0	0	0
Mar 29	UNLV	"of"	4	0	0	0	0	0	0	0	0	0	0	0	0	0	0	0	0	0	0
Mar 31	UCLA	"of"	4	0	1	2	0	0	0	0	0	0	0	0	0	0	0	0	0	0	0
Apr 01	UCLA	"of"	3	0	0	0	0	0	0	0	0	0	0	0	0	0	0	0	0	0	0
Apr 02	UCLA	"of"	3	0	0	0	0	0	0	0	0	0	0	0	0	0	0	0	0	0	0
Apr 04	at Arizona	ph/of	0	0	1	0	1	0	0	0	0	0	0	0	0	0	2	0	0	0	0
Apr 07	at Cal	"of"	2	0	0	0	0	0	0	0	0	0	0	0	0	0	1	1	0	0	0
Apr 08	at Cal	ph	2	0	0	0	0	0	0	0	0	0	0	0	0	0	1	1	0	0	0
Apr 09	at Cal	"of"	2	0	0	0	0	0	0	0	0	0	0	0	0	0	2	1	0	0	0
Apr 11	UNLV	"of"	3	0	0	0	0	0	0	0	0	0	0	0	0	0	0	0	0	0	0
Apr 13	WASHINGTON ST.	ph	3	2	2	0	0	1	0	0	0	0	0	0	0	0	0	0	0	0	0
Apr 14	WASHINGTON ST.	"of"	3	2	2	0	0	0	0	0	0	0	0	0	0	0	0	1	1	0	0
Apr 15-17	WASHINGTON ST.	ph/of	5	2	3	2	0	0	0	0	0	0	0	0	0	0	0	1	1	0	0
Apr 21	CSUB	"of"	3	0	0	0	0	0	0	0	0	0	0	0	0	0	0	0	0	0	0
Apr 22	CSUB	"of"	3	0	0	2	2	0	0	0	0	0	0	0	0	0	0	0	0	0	0
Apr 23	CSUB	"dh"	4	1	1	3	0	0	1	0	0	0	0	0	0	0	0	0	0	0	0
Apr 26	at Oregon	"of"	4	0	1	0	0	0	0	0	0	0	0	0	0	0	0	0	0	0	0
Apr 28	at Oregon	"of"	4	0	0	0	0	0	0	0	0	0	0	0	0	0	0	0	0	0	0
Apr 30	at Oregon	"of/of"	4	1	2	1	0	0	1	0	0	0	0	0	0	0	0	1	6	0	0
May 05	STANFORD	"of"	4	0	1	0	0	0	0	1	0	0	0	0	0	0	0	2	4	0	0
May 06	STANFORD	"of"	4	0	0	0	0	0	0	0	0	0	0	0	0	0	0	0	0	0	0
May 07	STANFORD	"of"	4	2	1	0	0	0	0	1	0	0	0	0	0	0	0	3	1	0	0
May 09	at Arizona	"of"	4	0	0	0	0	0	0	0	0	0	0	0	0	0	0	3	0	0	0
May 12	at Washington	"of"	4	0	0	0	0	0	0	0	0	0	0	0	0	0	0	0	0	0	0
May 13	at Washington	"of"	4	1	2	2	0	1	0	0	0	0	0	0	0	0	0	2	0	0	0
May 14	at Washington	"of"	4	0	0	0	0	0	0	0	0	0	0	0	0	0	0	0	0	0	0
		35%	123	22	36	22	2	2	13	4	0	0	0	0	0	0	35	41			



Ramona

**#12**  
**OF**

2017

Date	Organism	Sex	B	R	H	BB	2B	3B	MB	SB	SB	CB	HP	SAC	BF	GO	K	PO	A	E	Avr
Feb 17	at NW	"	4	2	1	0	0	0	0	0	0	0	0	0	0	0	0	0	0	0	280
Feb 17	at NW	"	4	2	1	0	0	0	0	0	0	0	0	0	0	0	0	0	0	0	280
Feb 17	at NW	"	4	2	1	0	0	0	0	0	0	0	0	0	0	0	0	0	0	0	280
Feb 21	at OKLAHOMA STATE	"	5	1	1	0	0	0	0	0	0	0	0	0	0	0	0	0	0	0	235
Feb 21	at OKLAHOMA STATE	"	5	1	1	0	0	0	0	0	0	0	0	0	0	0	0	0	0	0	235
Feb 25	at TIJU	"	5	1	3	0	0	0	0	0	0	0	0	0	0	0	0	0	0	0	333
Feb 25	at TIJU	"	5	1	3	0	0	0	0	0	0	0	0	0	0	0	0	0	0	0	333
Feb 25	at TIJU	"	5	1	3	0	0	0	0	0	0	0	0	0	0	0	0	0	0	0	333
Feb 28	at NEW MEXICO STATE	"	6	1	1	0	0	0	0	0	0	0	0	0	0	0	0	0	0	0	286
Mar 04	at LOYOLA MARYMOUNT	"	3	1	0	0	0	0	0	0	0	0	0	0	0	0	0	0	0	0	269
Mar 04	at LOYOLA MARYMOUNT	"	3	1	0	0	0	0	0	0	0	0	0	0	0	0	0	0	0	0	269
Mar 07	at CAL STATE FULLERTON	"	3	0	0	0	0	0	0	0	0	0	0	0	0	0	0	0	0	0	292
Mar 07	at CAL STATE FULLERTON	"	3	0	0	0	0	0	0	0	0	0	0	0	0	0	0	0	0	0	292
Mar 10	at LONG BEACH STATE	"	4	1	3	1	0	0	0	0	0	0	0	0	0	0	0	0	0	0	321
Mar 10	at LONG BEACH STATE	"	4	1	3	1	0	0	0	0	0	0	0	0	0	0	0	0	0	0	321
Mar 12	at LONG BEACH STATE	"	4	2	0	0	0	0	0	0	0	0	0	0	0	0	0	0	0	0	306
Mar 12	at LONG BEACH STATE	"	4	2	0	0	0	0	0	0	0	0	0	0	0	0	0	0	0	0	306
Mar 17	at OREGON STATE	"	3	0	0	0	0	0	0	0	0	0	0	0	0	0	0	0	0	0	278
Mar 18	at OREGON STATE	"	3	0	0	0	0	0	0	0	0	0	0	0	0	0	0	0	0	0	278
Mar 24	at USC	"	4	1	1	0	0	0	0	0	0	0	0	0	0	0	0	0	0	0	299
Mar 24	at USC	"	4	1	1	0	0	0	0	0	0	0	0	0	0	0	0	0	0	0	299
Mar 28	at USC	"	4	1	1	0	0	0	0	0	0	0	0	0	0	0	0	0	0	0	299
Mar 28	at USC	"	4	1	2	0	0	0	0	0	0	0	0	0	0	0	0	0	0	0	291
Apr 01	at UCLA	"	3	0	0	0	0	0	0	0	0	0	0	0	0	0	0	0	0	0	273
Apr 01	at UCLA	"	3	0	0	0	0	0	0	0	0	0	0	0	0	0	0	0	0	0	273
Apr 01	at Arizona	"	4	0	3	0	0	0	0	0	0	0	0	0	0	0	0	0	0	0	286
Apr 01	at Arizona	"	4	0	3	0	0	0	0	0	0	0	0	0	0	0	0	0	0	0	286
Apr 08	at Cal	"	4	0	1	1	1	0	0	0	0	0	0	0	0	0	0	0	0	0	301
Apr 08	at Cal	"	4	0	1	1	1	0	0	0	0	0	0	0	0	0	0	0	0	0	301
Apr 11	at UNLV	"	4	1	1	1	0	0	0	0	0	0	0	0	0	0	0	0	0	0	306
Apr 14	at Washington ST.	"	5	1	2	0	0	0	0	0	0	0	0	0	0	0	0	0	0	0	303
Apr 14	at Washington ST.	"	5	1	2	0	0	0	0	0	0	0	0	0	0	0	0	0	0	0	303
Oct 15-17	at UNLV	"	5	1	3	2	1	1	0	0	0	0	0	0	0	0	0	0	0	0	321
Apr 22	at CSUB	"	4	1	3	0	0	0	0	0	0	0	0	0	0	0	0	0	0	0	349
Apr 22	at CSUB	"	4	1	3	0	0	0	0	0	0	0	0	0	0	0	0	0	0	0	349
Apr 28	at Oregon	"	4	0	0	0	0	0	0	0	0	0	0	0	0	0	0	0	0	0	350
Apr 28	at Oregon	"	4	0	0	0	0	0	0	0	0	0	0	0	0	0	0	0	0	0	350
Apr 30	at Oregon	"	5	0	2	0	0	0	0	0	0	0	0	0	0	0	0	0	0	0	349
May 03	at STANFORD	"	5	0	0	0	0	0	0	0	0	0	0	0	0	0	0	0	0	0	339
May 07	at STANFORD	"	5	0	0	0	0	0	0	0	0	0	0	0	0	0	0	0	0	0	339
May 12	at Washington	"	4	0	0	0	0	0	0	0	0	0	0	0	0	0	0	0	0	0	333
May 12	at Washington	"	4	0	0	0	0	0	0	0	0	0	0	0	0	0	0	0	0	0	333
May 14	at Washington	"	4	0	0	0	0	0	0	0	0	0	0	0	0	0	0	0	0	0	333
May 14	at Washington	"	4	0	0	0	0	0	0	0	0	0	0	0	0	0	0	0	0	0	333

## Career Year-by-Year


Year	avg	gp-gs	ab	r	h	2b	3b	hr	rbi	bb	so	sb-att
2016	.269	57-55	197	28	53	6	6	3	26	13	66	10-14





# 2017 Sun Devil Baseball

## PLAYER BIOS



### Sam Ferri #9 C


Freshman - 5'11 - 185  
Bats/Throws: R/R  
Norridge, Ill.  
Notre Dame College Prep

**2017 Season-High.....Statistic.....Career-High**  
1, 6x, last at Cal (4/7)..... Hits ..... 1, 6x, last at Cal (4/7/17)  
2, twice, last at Cal (4/7)..... RBI ..... 2, twice, last at Cal (4/7/17)  
1, 4x, last at USC (3/26)..... RS ..... 1, 4x, last at USC (3/26/17)

## 2017

Date	Opponent	Pos	AB	R	H	RBI	2B	3B	HR	BB	SO	CS	HBP	SAC	SB	GDP	K	PO	A	E	Avg
Feb 17	NORTHWESTERN-1	c	3	1	1	0	0	0	0	0	0	0	0	0	0	0	0	9	0	0	333
Feb 18	NORTHWESTERN-2	ph/c	1	0	1	2	1	0	0	0	0	0	0	0	0	0	0	1	0	0	500
Feb 21	OKLAHOMA STATE	c	2	0	1	0	0	0	0	0	0	0	0	0	0	0	0	7	3	0	500
Feb 24	at TCU	c	4	0	0	0	0	0	0	1	0	0	0	0	0	0	3	13	0	0	300
Mar 07	CAL STATE FULLERT	c	3	1	1	0	0	0	0	0	0	0	0	0	0	0	4	2	1	0	308
Mar 10	LONG BEACH STATE	c	1	0	0	0	0	0	0	0	0	0	0	0	0	0	0	4	0	0	286
Mar 17	OREGON STATE	c	1	0	0	0	0	0	0	0	0	0	0	0	0	0	0	1	3	0	267
Mar 24	at USC	c	4	1	1	1	0	0	0	0	0	0	0	0	0	0	1	11	2	0	263
Mar 26	at USC	c	0	1	0	0	0	0	2	0	0	0	0	0	0	0	0	2	1	1	263
Apr 02	UCLA	*dh	1	0	0	0	0	0	0	0	0	0	0	0	0	0	0	0	0	0	250
Apr 04	at Arizona	ph/c	2	0	0	0	0	0	0	0	0	0	0	0	0	0	0	1	4	0	227
Apr 07	at Cal	c	2	0	1	2	1	0	0	0	0	0	0	0	0	0	0	1	2	0	250
Apr 08	at Cal	c	4	0	0	0	0	0	0	0	0	0	0	0	0	0	0	3	1	0	240
Apr 09	at Cal	c	4	0	0	0	0	0	0	0	0	0	0	0	0	0	0	1	7	2	207
Apr 13	WASHINGTON ST.	*dh	3	0	0	0	0	0	0	0	0	0	0	0	0	0	0	0	0	0	188
Apr 14	WASHINGTON ST.	ph	1	0	0	0	0	0	0	0	0	0	0	0	0	0	0	0	0	0	182
Totals			33	4	6	5	2	0	0	3	0	0	0	0	0	0	10	70	11	2	182

Date	Opponent	GS	IP	H	R	ER	BB	SO	2B	3B	HR	WP	BK	HBP	IBB	Score	W-L	Sv	ERA	NP
Apr 23	CSUB		0.2	2	0	0	0	1	0	0	0	0	0	0	0	0-1	0	0	0.00	16
Apr 29	at Oregon		0.1	0	0	0	0	0	0	0	0	0	0	0	0	0-0	0	0	0.00	7
Totals		0	1.0	2	0	0	1	0	0	0	0	0	0	0	0	0-1	0	0	0.00	23




### Jake Godfrey #14 RHP

Junior - 6'3 - 225  
Bats/Throws: R/R  
New Lenox, Ill.  
Providence Catholic

**2017 Season-High.....Statistic.....Career-High**  
4.0 at Arizona (4/4)..... IP ..... 4.0 at Arizona (4/4/17)  
4, twice, last at Arizona (4/4)..... SO ..... 4, twice, last at Arizona (4/4/17)  
4, twice, last at Arizona (4/4)..... BB ..... 4, twice, last at Arizona (4/4/17)

## 2017

Date	Opponent	GS	IP	H	R	ER	BB	SO	2B	3B	HR	WP	BK	HBP	IBB	Score	W-L	Sv	ERA	NP
Feb 17	NORTHWESTERN-1		2.1	2	0	0	1	0	0	0	0	0	0	0	0	0-0	0	0	0.00	29
Feb 21	OKLAHOMA STATE		0.1	0	0	0	0	0	0	0	0	0	0	0	0	0-0	0	0	0.00	3
Feb 24	at TCU		3.0	5	4	4	4	1	0	0	0	0	0	0	0	0-5	0	0	6.55	14
Mar 05	LOYOLA MARYMOUN	*	3.2	5	5	3	3	2	0	0	0	1	2	0	0	0-6	0	0	8.60	68
Mar 11	LONG BEACH STATE		1.1	0	0	0	1	0	0	0	0	0	0	0	0	0-1	0	0	7.59	21
Mar 12	LONG BEACH STATE		3.2	1	0	0	1	2	0	0	0	0	0	0	0	0-1	0	0	5.85	46
Mar 17	OREGON STATE		1.1	5	4	3	2	2	1	0	0	2	0	0	0	0-6	0	0	8.89	43
Mar 24	at USC		3.2	3	0	0	2	3	0	0	0	0	0	0	0	0-4	0	0	5.58	14
Mar 26	at USC		1.1	0	0	0	1	1	0	0	0	0	0	0	0	0-0	0	0	5.24	17
Apr 04	at Arizona	*	4.0	5	6	5	4	2	0	0	1	0	0	0	0	0-6	0	0	8.20	86
Apr 09	at Cal	*	1.2	0	3	3	1	0	2	0	0	0	0	0	0	0-3	0	0	8.61	33
Apr 13	WASHINGTON ST.		1.1	0	0	0	1	1	0	0	0	0	0	0	0	0-0	0	0	6.51	1
Apr 29	at Oregon		0.1	0	1	1	0	0	0	0	0	0	0	0	0	0-1	0	0	8.75	7
Apr 30	at Oregon		2.1	2	0	0	1	2	0	0	0	0	0	0	0	0-2	0	0	8.23	34
May 05	STANFORD		0.2	1	0	1	0	0	0	0	0	0	0	0	0	0-1	0	0	6.10	10
Totals		3	31.0	35	23	21	23	23	0	0	1	5	1	5	1	83-112	2-3	1	8.10	21



### Connor Higgins #11 LHP

Sophomore - 6'5 - 240  
Bats/Throws: R/L  
Orefield, Penn.  
Parkland


**2017 Season-High.....Statistic.....Career-High**  
7.2 vs. Stanford (5/7)..... IP ..... 7.2 vs. Stanford (5/7/17)  
6 vs. UNLV (3/28)..... SO ..... 6 vs. UNLV (3/28/17)  
2, 4x, last at Washington (5/13)..... BB ..... 2, 4x, last at Washington (5/13/17)

## 2017

Date	Opponent	GS	IP	H	R	ER	BB	SO	2B	3B	HR	WP	BK	HBP	IBB	Score	W-L	Sv	ERA	NP
Feb 21	OKLAHOMA STATE		0.0	3	3	3	0	0	0	0	0	0	0	0	0	0-3	0	0	995.00	11
Feb 28	NEW MEXICO STATE		1.0	1	0	0	1	2	0	0	0	0	0	0	0	0-1	0	0	27.00	23
Mar 07	CAL STATE FULLERT		0.1	2	1	1	0	0	0	0	0	0	0	0	0	0-4	0	0	27.00	18
Mar 12	LONG BEACH STATE		1.1	2	0	0	0	3	1	0	0	0	0	0	0	0-5	0	0	13.50	18
Mar 16	OREGON STATE		0.2	0	0	0	0	0	0	0	0	0	0	0	0	0-2	0	0	10.80	6
Mar 24	at USC		1.2	3	1	1	1	0	0	0	0	0	0	0	0	1-5	0	0	7.20	35
Mar 26	UNLV		4.2	0	0	0	1	6	0	0	0	0	0	0	0	0-0	0	0	3.72	45
Apr 01	UCLA		0.2	4	1	1	0	0	2	0	0	0	0	0	0	0-4	0	0	4.35	13
Apr 09	at Cal		3.2	4	5	5	2	2	0	0	0	0	0	0	0	0-10	0	0	6.43	55
Apr 13	WASHINGTON ST.		3.1	2	0	0	0	4	0	0	0	0	0	0	0	0-3	0	0	0.00	19
Apr 17-18	at UNLV		0.0	3	2	2	2	0	0	0	0	0	0	0	0	2-13	0	0	6.23	14
Apr 22	CSUB		1.1	1	0	0	0	1	0	0	0	0	0	0	0	0-2	0	0	5.79	26
Apr 29	at Oregon		1.2	3	0	0	2	1	0	0	0	0	0	0	0	0-4	0	0	3.72	31
May 07	STANFORD	*	7.2	6	2	1	1	4	0	0	0	0	0	0	0	0-6	3-2	3	4.18	107
May 13	at Washington	*	3.2	6	3	3	2	3	4	0	0	0	0	0	0	0-5	3-2	3	4.55	66
Totals		1	31.2	40	16	16	13	27	7	0	1	1	0	1	3	87-97	3-2	3	4.55	-

## Career Year-by-Year

Year	era	w-l	app	gs	cg	sho	sv	ip	h	r	er	bb	so
2016	4.97	0-0	13	0	0	0/0	0	12.2	20	7	7	4	10
2017	4.55	3-2	15	1	0	0/0	3	31.2	40	18	16	13	27
TOTAL	4.67	3-2	28	1	0	0/0	3	44.1	60	25	23	17	37



### Ryan Hingst #17 RHP

Junior - 6'4 - 200  
Bats/Throws: R/R  
El Paso, Texas  
Franklin

**2017 Season-High.....Statistic.....Career-High**  
6.0 vs. Northwestern (2/17)..... IP ..... 9.0 vs. Utah (3/25/16)  
5 at UNLV (4/18)..... SO ..... 9 vs. Utah (3/25/16)  
5 at TCU (2/25)..... BB ..... 5 at TCU (2/25/17)


## 2017

Date	Opponent	GS	IP	H	R	ER	BB	SO	2B	3B	HR	WP	BK	HBP	IBB	Score	W-L	Sv	ERA	NP		
Feb 17	NORTHWESTERN-2		4.0	1	3	0	3	3	0	0	0	0	0	0	0	0-4	0	0	0.00	79		
Feb 25	at TCU	*	3.2	4	4	4	5	4	1	0	1	1	0	0	0	0-8	0	0	4.8	0-1	0 4.70	86
Mar 03	LOYOLA MARYMOUN		1.2	1	0	0	0	1	0	0	0	0	0	0	0	0-2	0	0	2.3	0-1	0 4.50	5
Mar 04	LOYOLA MARYMOUN		1.1	0	0	0	0	2	0	0	0	0	0	0	0	0-0	0	0	0	0-0	0 5.82	46
Mar 07	CAL STATE FULLERT	*	3.1	1	1	1	3	2	0	0	0	0	0	0	0	0-4	0	0	4.10	0-1	0 3.46	55
Mar 11	LONG BEACH STATE		0.0	0	0	0	0	0	0	0	0	0	0	0	0	0-0	0	0	0	0-0	0 9.4	0
Mar 12	LONG BEACH STATE	*	2.0	4	4	3	2	1	0	0	0	1	0	0	0	0-8	0	0	8.5	0-1	0 4.70	42
Mar 16	OREGON STATE		1.1	2	0	0	0	1	0	0	0	0	0	0	0	0-2	0	0	0	0-1	0 4.32	21
Mar 24	at USC		0.1	0	0	0	0	0	0	0	0	0	0	0	0	0-0	0	0	4.5	0-1	0 4.24	11
Mar 26	at USC		1.0	1	0	0	0	1	0	0	0	0	0	0	0	0-4	0	0	4.7	0-1	0 4.00	21
Apr 02	UCLA		1.2	3	3	3	2	1	1	0	1	1	0	0	0	0-4	0	0	4.17	0-1	0 5.03	39
Apr 04	at Arizona		2.0	3	3	3	1	1	0	0	0	0	0	0	0	0-4	0	0	2.11	0-1	0 5.82	46
Apr 09	at Cal		0.2	1	2	2	1	1	0	0	0	0	0	0	0	0-2	0	0	10	0-1	0 6.45	18
Apr 14	WASHINGTON ST.		2.2	1	0	0	1	5	0	0	0	0	0	0	0	0-1	0	0	1.1	0-1	0 5.76	44
Apr 18-19	at UNLV		0.0	0	0	0	0	0	0	0	0	0	0	0	0	0-0	0	0	11.3	0-1	0 6.00	43
Apr 23	CSUB		0.1	1	2	2	1	0	0	0	0	0	0	0	0	0-8	0	0	8.8	0-1	0 6.59	10
Apr 30	at Oregon		0.3	0	0	0	0	0	0	0	0	0	0	0	0	0-0	0	0	0	0-0	0 6.43	43
May 05	at STANFORD		0.0	7	9	4	3	3	1	0	2	0	0	0	0	0-9	0	0	5.7	0-1	0 6.35	88
May 13	at Washington		0.0	5	0	0	2	2	1	3	3	0	0	0	0	0-5	0	0	0	0-1	0 6.00	84



# 2017 Sun Devil Baseball

## PLAYER BIOS




### Taylor Lane #47 INF

Junior - 6'4 - 205  
Bats/Throws: R/R  
Chesapeake, Virg.  
IMG

**2017 Season-High.....Statistic.....Career-High**  
3, twice, last vs. CSUB (4/21)..... Hits..... 3, twice, last vs. CSUB (4/21/17)  
2 at Oregon (4/29)..... RBI..... 2 at Oregon (4/29/17)  
2, twice, last at Arizona (5/9)..... RS..... 2, twice, last at Arizona (5/9/17)

#### 2017

Date	Opponent	Pos	AB	R	H	RBI	2B	3B	HR	BB	SB	CS	HBP	SAC	SF	GDP	K	PO	A	E	Avg	
Feb 17	NORTHWESTERN-2	*1b	4	0	0	0	0	0	0	0	0	0	0	0	0	0	1	13	0	0	200	
Feb 18	NORTHWESTERN	*3b	3	0	0	0	0	0	0	0	0	0	0	0	0	0	0	0	0	0	286	
Feb 21	OKLAHOMA STATE	*3b/1b	4	0	0	0	0	0	0	0	0	0	0	0	0	0	0	0	0	0	182	
Feb 25	at TCU	*1b/3b	4	0	1	0	0	0	0	0	0	0	0	0	0	0	0	1	3	0	200	
Feb 26	at TCU	*1b/3b	2	1	1	0	0	0	0	0	0	0	0	0	0	0	0	0	0	0	235	
Feb 28	NEW MEXICO STATE	*3b	4	1	1	0	0	0	0	0	0	0	0	0	0	0	0	0	0	0	238	
Mar 03	LOYOLA MARYMOUN	*1b	0	0	0	0	0	0	0	0	0	0	0	0	0	0	0	0	0	0	238	
Mar 04	LOYOLA MARYMOUN	*1b	4	0	0	0	0	0	0	0	0	0	0	0	0	0	0	7	0	0	240	
Mar 07	CAL STATE FULLERT	*1b	1	0	0	0	0	0	0	0	0	0	0	0	0	0	0	0	0	0	231	
Mar 08	CAL STATE FULLERT	ph/2b	3	0	0	0	0	0	0	0	0	0	0	0	0	0	0	2	0	0	231	
Mar 10	LONG BEACH STATE	ph/3b	0	0	0	0	0	0	0	0	0	0	0	0	0	0	0	0	0	0	222	
Mar 11	LONG BEACH STATE	ph/3b	0	0	0	0	0	0	0	0	0	0	0	0	0	0	0	0	0	0	214	
Mar 17	OREGON STATE	ph/3b	1	0	0	0	0	0	0	0	0	0	0	0	0	0	0	0	0	0	214	
Mar 18	OREGON STATE	ph/2b	4	0	0	0	0	0	0	0	0	0	0	0	0	0	0	0	0	0	207	
Mar 24	at USC	*2b	4	0	2	1	0	0	0	0	0	0	0	0	0	0	0	0	2	1	242	
Mar 26	at USC	*3b	3	1	0	0	0	0	0	0	0	0	0	0	0	0	0	0	0	0	235	
Mar 28	UNLV	*3b	3	1	0	0	0	0	0	0	0	0	0	0	0	0	0	0	0	0	270	
Mar 31	UCLA	*3b	4	0	2	0	0	0	0	0	0	0	0	0	0	0	0	0	4	3	293	
Apr 01	UCLA	*3b	4	1	3	1	1	0	0	0	0	0	0	0	0	0	0	0	0	0	333	
Apr 02	UCLA	*3b/ss	5	1	1	0	0	0	0	0	0	0	0	0	0	0	0	0	0	0	266	
Apr 04	at Arizona	*2b	4	0	0	0	0	0	0	0	0	0	0	0	0	0	0	0	1	2	308	
Apr 07	at Cal	*2b	3	0	0	0	0	0	0	0	0	0	0	0	0	0	0	0	0	0	285	
Apr 08	at Cal	*2b	3	0	0	0	0	0	0	0	0	0	0	0	0	0	0	0	0	0	285	
Apr 09	at Cal	*2b/3b	4	0	0	0	0	0	0	0	0	0	0	0	0	0	0	0	0	0	267	
Apr 11	UNLV	*2b	4	0	0	0	0	0	0	0	0	0	0	0	0	0	0	0	0	0	266	
Apr 13	WASHINGTON ST.	*2b	4	0	1	1	0	0	0	0	0	0	0	0	0	0	2	1	1	0	265	
Apr 15	WASHINGTON ST.	*1b	3	1	0	0	0	0	0	0	0	0	0	0	0	0	0	0	0	0	254	
04-15-17	at UNLV	*1b/2b	3	0	0	0	0	0	0	0	0	0	0	0	0	0	0	0	0	0	254	
Apr 21	CSUB	*2b	4	1	3	1	0	0	0	0	0	0	0	0	0	0	0	0	4	5	0	278
Apr 22	CSUB	*2b	3	0	0	0	0	0	0	0	0	0	0	0	0	0	0	0	0	0	268	
Apr 23	CSUB	*2b	4	0	0	0	0	0	0	0	0	0	0	0	0	0	0	0	0	0	256	
Apr 28	at Oregon	*2b/3b	3	0	2	0	0	0	0	0	0	0	0	0	0	0	0	0	1	1	3	270
Apr 29	at Oregon	*2b	3	0	0	0	0	0	0	0	0	0	0	0	0	0	0	0	0	0	260	
Apr 30	at Oregon	*2b	4	1	1	0	0	0	0	0	0	0	0	0	0	0	0	0	0	0	273	
May 05	STANFORD	*2b	4	0	2	0	0	0	0	0	0	0	0	0	0	0	0	0	0	0	267	
May 06	STANFORD	*2b	4	0	0	0	0	0	0	0	0	0	0	0	0	0	0	0	0	0	267	
May 07	STANFORD	*1b	5	1	1	0	0	0	0	0	0	0	0	0	0	0	0	0	0	0	291	
May 09	at Arizona	*1b	3	2	1	0	0	0	0	0	0	0	0	0	0	0	0	0	0	0	292	
May 12	at Washington	*1b	3	0	0	0	0	0	0	0	0	0	0	0	0	0	0	0	0	0	283	
May 13	at Washington	*1b	4	1	1	0	0	0	0	0	0	0	0	0	0	0	0	0	0	0	283	
May 14	at Washington	*1b	4	1	1	0	0	0	0	0	0	0	0	0	0	0	0	0	0	0	280	
Totals		34gs	124	16	38	9	2	1	2	8	3	2	1	1	2	3	18	107	60	6	0	250



### Lyle Lin #27 C

Freshman - 6'1 - 207  
Bats/Throws: R/R  
Taipei, Taiwan  
JSerra Catholic

**2017 Season-High.....Statistic.....Career-High**  
4 at Arizona (5/9)..... Hits..... 4 at Arizona (5/9/17)  
2, 8x, last vs. Stanford (5/6)..... RBI..... 2, 8x, last vs. Stanford (5/7/17)  
2, 5x, last at Arizona (5/9)..... RS..... 2, 5x, last at Arizona (5/9/17)

#### 2017

Date	Opponent	Pos	AB	R	H	RBI	2B	3B	HR	BB	SB	CS	HBP	SAC	SF	GDP	K	PO	A	E	Avg	
Feb 17	NORTHWESTERN-1	*1b	4	0	2	2	1	0	0	0	0	0	0	0	0	0	1	8	0	0	544	
Feb 18	NORTHWESTERN-2	*1b	5	0	1	0	0	0	0	0	0	0	0	0	0	0	0	12	0	0	538	
Feb 19	NORTHWESTERN	*1b	4	0	3	0	1	0	0	0	0	0	0	0	0	0	0	16	0	0	538	
Feb 21	OKLAHOMA STATE	*1b	2	0	0	0	0	0	0	0	0	0	0	0	0	0	0	0	0	0	467	
Feb 24	at TCU	*1b	6	0	0	0	0	0	0	0	0	0	0	0	0	0	0	6	2	0	476	
Feb 25	at TCU	*c/1b	5	0	0	0	0	0	0	0	0	0	0	0	0	0	0	7	2	0	462	
Feb 26	at TCU	*c	4	0	2	1	0	0	0	0	0	0	0	0	0	0	0	4	2	1	433	
Feb 28	NEW MEXICO STATE	*1b	5	0	2	0	0	0	0	0	0	0	0	0	0	0	0	2	1	0	457	
Mar 03	LOYOLA MARYMOUN	*c	4	0	0	0	0	0	0	0	0	0	0	0	0	0	1	5	3	1	421	
Mar 04	LOYOLA MARYMOUN	*c	4	0	0	0	0	0	0	0	0	0	0	0	0	0	0	2	1	0	421	
Mar 05	LOYOLA MARYMOUN	*c/1b	4	0	2	2	0	0	0	0	0	0	0	0	0	0	0	0	5	3	1	435
Mar 07	CAL STATE FULLERT	*1b/c	4	0	2	1	0	0	0	0	0	0	0	0	0	0	0	11	0	0	440	
Mar 08	CAL STATE FULLERT	*c/1b	2	0	0	0	0	0	0	0	0	0	0	0	0	0	0	0	0	0	423	
Mar 10	LONG BEACH STATE	*1b	5	0	0	0	0	0	0	0	0	0	0	0	0	0	0	12	0	0	386	
Mar 11	LONG BEACH STATE	*1b	4	1	1	0	0	0	0	0	0	0	0	0	0	0	0	7	1	0	377	
Mar 12	LONG BEACH STATE	*1b	3	0	0	0	0	0	0	0	0	0	0	0	0	0	0	0	0	0	375	
Mar 16	OREGON STATE	*1b	3	0	0	0	0	0	0	0	0	0	0	0	0	0	0	12	1	0	358	
Mar 17	OREGON STATE	*1b	3	0	0	0	0	0	0	0	0	0	0	0	0	0	0	0	0	0	357	
Mar 18	OREGON STATE	*1b	3	0	0	0	0	0	0	0	0	0	0	0	0	0	0	0	0	0	358	
Mar 24	at USC	*1b	3	1	1	0	0	0	0	0	0	0	0	0	0	0	0	2	8	0	351	
Mar 24	at USC	*1b	4	1	2	0	0	0	0	0	0	0	0	0	0	0	0	0	0	0	356	
Mar 26	at USC	*1b	5	0	0	0	0	0	0	0	0	0	0	0	0	0	0	0	8	0	390	
Mar 28	UNLV	*1b	4	0	0	0	0	0	0	0	0	0	0	0	0	0	0	13	0	0	356	
Mar 31	UCLA	*1b	3	0	0	0	0	0	0	0	0	0	0	0	0	0	0	0	0	0	359	
Apr 01	UCLA	*1b	3	0	0	0	0	0	0	0	0	0	0	0	0	0	0	0	0	0	359	
Apr 02	UCLA	*1b	4	1	2	0	0	0	0	0	0	0	0	0	0	0	0	0	9	0	368	
Apr 04	at Arizona	*1b	3	0	0	0	0	0	0	0	0	0	0	0	0	0	0	0	16	0	374	
Apr 07	at Cal	*1b	3	0	0	0	0	0	0	0	0	0	0	0	0	0	0	0	0	0	368	
Apr 08	at Cal	*1b	3	0	0	0	0	0	0	0	0	0	0	0	0	0	0	0	10	0	368	
Apr 09	at Cal	*1b	3	0	0	0	0	0	0	0	0	0	0	0	0	0	0	0	8	0	364	
Apr 11	UNLV	*1b	3	0	0	0	0	0	0	0	0	0	0	0	0	0	0	11	1	0	354	
Apr 13	WASHINGTON ST.	*1b	3	0	0	0	0	0	0	0	0	0	0	0	0	0	0	0	8	0	353	
Apr 14	WASHINGTON ST.	*1b	3	1	2	0	0	0	0	0	0	0	0	0	0	0	0	0	3	1	0	358
Apr 15	WASHINGTON ST.	*c	4	1	2	0	0	0	0	0	0	0	0	0	0	0	0	0	0	0	364	
04-15-17	at UNLV	*c/1b	5	1	1	0	0	0	0	0	0	0	0	0	0	0	0	0	0	0	354	
Apr 21	CSUB	*1b	5	1	1	0	0	0	0	0	0	0	0	0	0	0	0	0	12	1	0	343
Apr 22	CSUB	*1b	5	1	1	0	0	0	0	0	0	0	0	0	0	0	0	0	14	1	0	349
Apr 23	CSUB	*1b	3	0	0	0	0	0	0	0	0	0	0	0	0	0	0	0	9	0	340	
Apr 28	at Oregon	*1b	4	0	0	0	0	0	0	0	0	0	0	0	0	0	0	0	4	6	0	331
Apr 29	at Oregon	*1b	4	0	0	0	0	0	0	0	0	0	0	0	0	0	0	0	0	1	324	
Apr 30	at Oregon	*1b	4	0	0	0	0	0	0	0	0	0	0	0	0	0	0	1	4	1	316	
May 05	STANFORD	*1b	4	0	0	0	0	0	0	0	0	0	0	0	0	0	0	0	8	0	308	
May 06	STANFORD	*1b	4	0	0	0	0	0	0	0	0	0	0	0	0	0	0	0	0	0	308	
May 07	STANFORD	*c	4	1	2	0	0	0	0	0	0	0	0	0	0	0	0	0	1	3	1	313
May 09	at Arizona	*1b	5	0	0	0	0	0	0	0	0	0	0	0	0	0	0	0	0	0	325	
May 12	at Washington	*1b	6	0	0	0	0	0	0	0	0	0	0	0	0	0	0	0	13	0	0	400

## PLAYER BIOS



Sophomore - 6'1 - 182  
Bats/Throws: S/R  
Gilbert, Ariz.  
Perry

## #10 INF



Sophomore - 6'2 - 190  
Bats/Throws: R/R  
Huntington Beach, Calif.  
Marina

**#39**  
**RHP**

2017 Season-High.....	Statistic.....	Career-High.....
3, 3x, last at Washington (5/13).....	Hits .....	3, 3x, last at Washington (5/13/17).....
3 vs. WSU (4/14) .....	RBI.....	3 vs. WSU (4/14/17).....
3 at TCU (2/24).....	RS.....	3 at TCU (2/24/17).....

Year	Opponent	Pos	AB	B	R	HR	BB	CS	HB	BB	SB	CS	HBP	SAF	SB	GDP	K	PO	A	S	Avg
Feb 10	NORTHWESTERN-1	*ss	4	0	0	0	0	0	0	0	0	0	0	0	0	0	0	1	5	0	.000
Feb 11	NORTHWESTERN-2	*ss	4	0	0	0	0	0	0	0	0	0	0	0	0	0	0	1	8	0	.000
Feb 18	NORTHWESTERN	*ss	4	2	2	2	1	0	0	0	0	0	0	0	0	0	0	1	8	0	.250
Feb 23	ARIZONA STATE	*ss	4	2	2	0	0	0	0	0	0	0	0	0	0	0	0	2	2	0	.286
Feb 24	at OU	*ss	4	2	0	0	0	0	0	0	0	0	0	0	0	0	0	2	2	0	.250
Feb 25	at OU	*ss	4	2	0	0	0	0	0	0	0	0	0	0	0	0	0	2	2	0	.250
Feb 26	at OU	*ss	3	0	0	0	0	0	0	0	0	0	0	0	0	0	1	1	2	0	.000
Mar 03	LOVOLA MARYMOUNT	*ss	3	0	0	0	0	0	0	0	0	0	0	0	0	0	0	1	1	2	.000
Mar 04	LOVOLA MARYMOUNT	*ss	3	0	1	0	0	0	0	0	0	0	0	0	0	0	0	1	4	0	.000
Mar 07	LOVOLA MARYMOUNT	*ss	3	0	1	0	0	0	0	0	0	0	0	0	0	0	0	1	4	0	.000
Mar 07	CS STATE FULLERTON	*ss	4	0	0	0	0	0	0	0	0	0	0	0	0	0	0	2	4	0	.000
Mar 10	LONG BEACH STATE	*ss	3	2	1	1	0	0	0	0	0	0	0	0	0	0	0	2	4	0	.333
Mar 11	LONG BEACH STATE	*ss	3	2	1	1	0	0	0	0	0	0	0	0	0	0	0	2	4	0	.333
Mar 12	LONG BEACH STATE	*ss	4	0	0	0	0	0	0	0	0	0	0	0	0	0	0	2	4	0	.000
Mar 16	OREGON STATE	*ss	4	0	0	0	0	0	0	0	0	0	0	0	0	0	0	2	4	0	.000
Mar 18	OREGON STATE	*ss	4	0	0	0	0	0	0	0	0	0	0	0	0	0	0	2	4	0	.000
Mar 20	at USC	*ss	4	0	0	0	0	0	0	0	0	0	0	0	0	0	0	2	4	0	.000
Mar 24	at USC	*ss	4	0	0	0	0	0	0	0	0	0	0	0	0	0	0	2	4	0	.000
Apr 01	at Arizona	*ss	4	0	0	0	0	0	0	0	0	0	0	0	0	0	0	1	4	1	.000
Apr 02	at Arizona	*ss	4	0	0	0	0	0	0	0	0	0	0	0	0	0	0	2	2	2	.000
Apr 03	at Arizona	*ss	4	0	0	0	0	0	0	0	0	0	0	0	0	0	0	2	2	2	.000
Apr 09	at Cal	*ss	2	0	0	0	0	0	0	0	0	0	0	0	0	0	0	0	0	0	.000
Apr 10	at Cal	*ss	2	0	0	0	0	0	0	0	0	0	0	0	0	0	0	0	0	0	.000
Apr 13	WASHINGTON ST.	*ss	2	1	1	0	0	0	0	0	0	0	0	0	0	0	0	0	0	0	.500
Apr 14	WASHINGTON ST.	*ss	2	1	1	0	0	0	0	0	0	0	0	0	0	0	0	0	0	0	.500
Apr 15	WASHINGTON ST.	*ss	3	0	0	0	0	0	0	0	0	0	0	0	0	0	0	2	0	0	.000
Apr 17	at CAL	*ss	4	1	0	0	0	0	0	0	0	0	0	0	0	0	0	0	0	0	.250
Apr 21	CSUB	*ss	4	1	0	0															

Year	avg	gp-gs	ab	r	h	2b	3b	hr	rbi	bb	so	sb-att
2016	.163	37-27	92	11	15	4	0	1	7	8	24	0-1
2017	.258	42-41	132	18	34	5	1	2	17	5	34	2-3
TOTAL	.219	79-68	224	29	49	9	1	3	24	13	58	2-4



Freshman - 6'0 - 160  
Bats/Throws: L/L  
Glendale, Ariz.  
Centennial

### #3 LHP

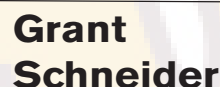
2017 Season-High.....	Statistic.....	Career-High.....
6.1 vs. UCLA (4/1) .....	IP.....	6.1 vs. UCLA (4/2/17).....
6 at USC (3/25) .....	SO.....	6 at USC (3/25/17).....
5 at Cal (4/8) .....	BB.....	4 at Cal (4/8/17).....

Date	Oregonian	OS	IP	H	R	ER	BB	SO	2B	3B	HR	BP	KB	HPB	BB	Score	W-L	Sv	ERA	W
Feb 17	NORTHWESTERN-1		0.2	0	0	0	1	2	0	0	0	0	0	0	3-1	0-0			1.00	16
Feb 21	OKLAHOMA STATE		0.2	0	5	0	1	0	2	0	0	0	0	0	1-8	0-0			33.75	3
Feb 24	at TCU		0.2	0	0	0	0	2	2	0	0	0	0	0	4-9	0-0			22.50	20
Feb 26	at TCU		0.0	0	3	0	0	0	0	0	0	0	0	0	1-6	0-1			24.00	21
Mar 03	LOYOLA MARYMOUN		0.1	0	0	0	0	0	0	0	0	0	0	0	2-1	0-1			21.80	4
Mar 04	LOYOLA MARYMOUN		0.1	0	0	0	0	0	0	0	0	0	0	0	2-3	0-1			19.84	4
Mar 05	LOYOLA MARYMOUN		0.1	0	0	0	0	0	0	0	0	0	0	0	4-8	0-0			15.19	25
Mar 07	CAL STATE FULLERT		0.1	0	0	0	1	1	0	0	0	0	0	0	4-10	0-1			14.29	11
Mar 10	LONG BEACH STATE		3.1	0	0	0	1	5	0	0	0	0	0	0	7-6	1-1			9.00	43
Mar 18	OREGON STATE		2.2	4	0	0	0	2	0	0	0	0	0	0	0-4	1-1			7.15	30
Mar 24	at USC		2.2	4	0	0	0	2	0	0	0	0	0	0	7-9	2-2			4.78	26
Apr 01	UCLA		6.1	7	3	3	0	3	0	0	0	0	0	0	5-4	2-1			4.83	74
Apr 08	at USC		5.0	8	6	6	5	5	2	1	0	1	0	0	4-6	2-2			5.72	96
Apr 21	WASHINGTON ST.		5.0	7	6	6	5	5	2	1	0	0	0	0	5-5	2-2			5.00	97
Apr 26	at Cal		6.0	11	6	6	5	3	2	1	1	0	0	0	12-6	4-2			5.95	107
Apr 30	at Oregon		4.1	7	3	3	3	4	1	4	0	0	0	0	1-2	2-3			5.98	7
May 09	at Arizona		4.0	7	3	3	3	3	0	0	0	1	0	0	4-13	4-3			6.00	97
			7	48	66	94	33	38	2	0	0	2	10	0	92	43				

2017 Season-High.....	Statistic.....	Career-High
3.0 vs. Northwestern (2/18).....	IP.....	4.0 at Fullerton (4/9/16)
4 vs. Oregon State (3/17).....	SO.....	4 vs. Oregon State (3/17/17)
1, twice, last vs. WSU (4/14).....	BB.....	2 vs. Oregon (5/7/16)

Date	Opponent	GS	IP	H	R	E	BB	SO	2B	3B	HR	WP	BK	HBP	IBB	Score	W-L	Sv	ERA	NP
Feb 18	NORTHWESTERN		3.0	4	0	0	0	0	0	0	0	0	0	0	0	6-2	1-0	0	0.00	22
Feb 24	at TCU		1.1	2	4	2	0	0	0	0	0	0	0	0	0	13-9	1-0	0	9.00	31
Mar 05	at LOYOLA MARYMOUNT		1.0	1	0	0	0	0	0	0	0	0	0	0	0	1-0	0-1	0	0.00	31
Mar 07	CAL STATE FULLERTON		2.0	2	2	0	0	0	0	0	0	0	0	0	0	4-0	1-1	0	9.45	8
Mar 17	at UCL		1.0	1	0	0	0	0	0	0	0	0	0	0	0	1-0	1-0	0	0.00	11
Apr 02	REGINA STATE		1.1	2	0	0	0	0	0	0	0	0	0	0	0	4-17	1-1	0	0.68	20
Apr 09	at Cal		2.0	0	0	0	0	2	0	0	0	0	0	0	0	2-10	1-1	0	7.15	25
Apr 14	at WASHINGTON STATE		0.1	0	0	0	0	0	0	0	0	0	0	0	0	1-0	1-1	0	7.71	1
May 06	STANFORD		1.0	1	0	0	1	1	0	0	0	0	0	0	0	8-13	1-1	0	2.20	14
May 12	at Washington		1.0	1	0	0	0	0	0	0	0	0	0	0	0	0-1	1-1	0	0.75	13
		0	16.1	16	10	2	0	14	0	0	0	0	0	0	0	6-2	10-11	0	6.19	126

Year	era	w-l	app	gs	cg	sho	sv	ip	h	r	er	bb	so
2016	5.28	0-0	19	1	0	0/0	1	29.0	41	19	17	7	19
2017	6.75	1-1	10	0	0	0/0	0	16.0	19	12	12	2	14
TOTAL	5.80	1-1	29	1	0	0/0	1	45.0	60	31	29	9	33



Junior - 6'3 - 205  
Bats/Throws: R/R  
Austin, Tex.  
Lake Travis

**#29**  
**RHP**


2017 Season-High.....	Statistic .....	Career-High
3.2 vs. Fullerton (3/8).....	IP .....	3.2 vs. Fullerton (3/8/17)
4 vs. Fullerton (3/8).....	SO .....	4 vs. Fullerton (3/8/17)
3 vs. Fullerton (3/8).....	BB .....	3, twice, last vs. Fullerton (3/8/17)

Date	Opponent	GS	IP	H	R	E	BB	SO	2B	3B	HR	WP	BK	HBP	IBB	4-10	W-L	Sv	ERA	NP
Feb 21	OKLAHOMA STATE		2.2	4	3	1	0	0	0	0	0	0	0	0	0	4-8	0-0	0	3.38	32
Feb 25	at TCU		0.2	0	0	0	1	1	0	0	0	0	0	0	0	4-5	0-0	0	2.70	11
Feb 26	NEW MEXICO STATE		1.0	3	2	0	0	0	0	0	0	0	0	0	0	4-3	0-0	0	2.23	11
Mar 08	CAL STATE FULLERT		3.2	10	6	0	3	4	3	0	0	0	0	0	0	4-13	0-0	0	1.02	68
Mar 18	OREGON STATE		0.1	0	0	0	0	0	0	0	0	0	0	0	0	0-4	0-0	0	10.80	14
Mar 31	UCLA		0.2	0	0	0	0	0	0	0	0	0	0	0	0	3-4	0-0	0	10.30	14
Apr 02	UCLEA		0.2	0	0	0	0	0	0	0	0	0	0	0	0	4-17	0-0	0	9.64	8
Apr 14	WASHINGTON ST.		0.0	0	0	0	0	0	0	0	0	0	0	0	0	0-4	0-0	0	13.50	19
Apr 21	CSUBJ		0.1	0	0	0	0	0	0	0	0	0	0	0	0	12-6	0-0	0	1.81	28
May 12	at Washington		2.0	2	0	0	1	1	0	0	0	0	0	0	0	0-4	0-0	0	9.65	30
			2.0	2	0	0	1	1	0	0	0	0	0	0	0	0-4	0-0	0	9.65	30

Year	era	w-l	app	gs	cg	sho	sv	ip	h	r	er	bb	so
2015	12.00	0-0	3	0	0	0/0	0	3.0	2	4	4	4	3
2016	8.38	0-0	9	0	0	0/0	1	9.2	12	11	9	11	7
2017	9.95	0-0	10	0	0	0/0	0	12.2	24	16	14	10	11
TOTAL	9.59	0-0	22	0	0	0/0	1	25.1	38	31	27	25	21

# 2017 Sun Devil Baseball

## PLAYER BIOS



**Andrew Snow**

**#4 INF**

Junior - 6'1 - 185  
Bats/Throws: R/R  
Woodland, Calif.  
Jesuit


**2017 Season-High.....Statistic.....Career-High**  
4 vs. NMSU (2/28).....Hits.....4 vs. NMSU (2/28/17)  
3 vs. NMSU (2/28).....RBI.....4 at Washington State (4/2/16)  
2, 3x, last vs. Stanford (5/7).....RS.....3 vs. New Mexico (4/29/16)

### 2017

Date	Opponent	Pos	AB	R	H	RBI	2B	3B	HR	BB	SO	CS	HBP	SAC	SF	GDP	K	PO	A	E	Avg
Feb 17	NORTHWESTERN-1	*3b	4	1	2	1	0	0	0	0	0	0	0	0	0	0	1	2	1	1	.500
Feb 17	NORTHWESTERN-2	*3b	2	1	0	0	0	0	0	0	0	0	0	0	0	0	0	1	2	3	.500
Feb 18	NORTHWESTERN	ph	1	0	0	0	0	0	0	0	0	0	0	0	0	0	0	0	0	0	.429
Feb 21	OKLAHOMA STATE	ph/3b	4	1	0	0	0	0	0	0	0	0	0	0	0	0	1	0	0	0	.333
Feb 24	at TCU	*3b	4	2	1	2	0	0	0	0	0	0	0	0	0	0	0	1	0	0	.333
Feb 25	at TCU	*3b	3	0	1	0	0	0	0	0	0	0	0	0	0	0	0	0	0	0	.375
Feb 26	at TCU	ph	1	0	0	0	0	0	0	0	0	0	0	0	0	0	0	0	0	0	.375
Feb 28	NEW MEXICO STATE	*2b	4	2	4	3	1	0	0	0	0	0	0	0	0	0	0	1	3	1	.500
Mar 03	LOYOLA MARYMOUN	*1b	4	0	0	0	0	0	0	0	0	0	0	0	0	0	1	10	0	0	.500
Mar 04	LOYOLA MARYMOUN	*1b/2b	3	0	0	0	0	0	0	0	0	0	0	0	0	0	1	13	0	0	.364
Mar 05	CAL STATE FULLERTON	*1b	3	0	0	0	0	0	0	0	0	0	0	0	0	0	0	3	0	0	.333
Mar 08	CAL STATE FULLERTON	ph/1b	1	0	0	0	0	0	0	0	0	0	0	0	0	0	0	0	0	0	.324
Mar 10	LONG BEACH STATE	ph	1	0	0	0	0	0	0	0	0	0	0	0	0	0	0	0	0	0	.302
Mar 16	OREGON STATE	*2b	4	0	0	0	0	0	0	0	0	0	0	0	0	0	0	1	2	0	.302
Mar 18	OREGON STATE	*2b	3	0	0	0	0	0	0	0	0	0	0	0	0	0	0	2	2	0	.293
Mar 24	at USC	ph/dh	1	0	0	0	0	0	0	0	0	0	0	0	0	0	0	0	0	0	.271
Mar 24	at USC	ph/1b	1	0	0	0	0	0	0	0	0	0	0	0	0	0	0	0	0	0	.265
Mar 26	at USC	ph/2b	1	0	0	0	0	0	0	0	0	0	0	0	0	0	0	0	0	0	.244
Mar 28	UNLV	*2b	4	0	0	0	0	0	0	0	0	0	0	0	0	0	0	2	3	0	.265
Mar 31	UCLA	*2b	4	0	0	0	0	0	0	0	0	0	0	0	0	0	0	0	2	1	.241
Apr 01	UCLA	*2b	4	0	1	0	0	0	0	0	0	0	0	0	0	0	0	3	1	0	.242
Apr 02	UCLA	*2b	4	0	0	0	0	0	0	0	0	0	0	0	0	0	0	1	3	4	.227
Apr 07	at Cal	ph	1	0	0	0	0	0	0	0	0	0	0	0	0	0	0	0	0	0	.227
Apr 08	at Cal	ph/2b	3	1	2	0	0	0	0	0	0	0	0	0	0	0	0	1	0	1	.243
Apr 09	at Cal	ph/2b	1	0	0	0	0	0	0	0	0	0	0	0	0	0	0	0	0	0	.224
Apr 14	WASHINGTON ST.	*2b	4	1	1	1	1	0	0	0	0	0	0	0	0	0	0	1	0	0	.240
Apr 15	WASHINGTON ST.	*2b	3	1	1	0	0	0	0	0	0	0	0	0	0	0	0	0	0	0	.244
04-18-17	at UNLV	*2b	3	1	0	0	0	0	0	0	0	0	0	0	0	0	0	0	0	0	.235
Apr 20	at Oregon	*2b	1	0	0	0	0	0	0	0	0	0	0	0	0	0	0	0	0	0	.235
Apr 26	at Oregon	*dh	1	0	0	0	0	0	0	0	0	0	0	0	0	0	0	0	0	0	.224
Apr 30	at Oregon	*ss	3	0	0	0	0	0	0	0	0	0	0	0	0	0	0	1	0	0	.224
May 06	STANFORD	*ss	4	2	2	0	0	0	0	0	0	0	0	0	0	0	0	1	1	0	.239
May 09	at Arizona	*ss	6	1	1	0	0	0	0	0	0	0	0	0	0	0	0	1	1	3	.235
May 12	at Washington	*ss	4	0	1	0	0	0	0	0	0	0	0	0	0	0	0	2	1	0	.235
May 13	at Washington	*ss	4	1	2	2	0	0	0	0	0	0	0	0	0	0	0	1	2	1	.245
May 14	at Washington	*ss	4	0	0	0	0	0	0	0	0	0	0	0	0	0	0	0	0	0	.245
Totals			256	110	19	27	13	7	0	0	11	0	3	2	1	3	22	61	46	8	.245

### Career Year-by-Year

Year	avg	gp-gs	ab	r	h	2b	3b	hr	rbi	bb	so	sb-att
2015	.300	48-40	140	18	42	6	1	2	24	10	31	1-5
2016	.276	54-52	192	24	53	13	0	0	24	16	36	2-4
2017	.245	38-25	110	19	27	7	0	0	13	11	22	0-3
TOTAL	.276	140-117	442	61	122	26	1	2	61	37	89	3-12



**Fitz Stadler**

**#22 RHP**

Sophomore - 6'9 - 234  
Bats/Throws: R/R  
Glenview, Ill.  
Glenbrook South


**2017 Season-High.....Statistic.....Career-High**  
3.2 vs. NMSU (2/28).....IP.....3.2 vs. NMSU (2/28/17)  
2, 3x, last vs. Fullerton (3/8).....SO.....2, 6x, last vs. Fullerton (3/8/17)  
1 vs. NMSU (2/28).....BB.....3 at UCLA (5/21/16)

### 2017

Date	Opponent	GS	IP	H	R	ER	BB	SO	2B	3B	HR	WP	BK	HBP	IBB	Score	W-L	Sv	ERA	NP
Feb 17	NORTHWESTERN-2	*	2.2	1	0	0	0	2	0	0	0	0	0	0	0	4-3	0-0	0	0.00	39
Feb 26	at TCU	*	1.0	2	1	1	0	0	0	0	0	0	0	0	0	2-5	0-0	0	2.45	19
Feb 28	NEW MEXICO STATE	*	3.2	1	2	2	1	1	0	0	0	0	0	0	0	12-5	1-0	0	3.88	42
Mar 05	LOYOLA MARYMOUN	*	2.0	1	0	0	0	2	0	0	0	0	0	0	0	5-8	1-0	0	2.89	27
Mar 08	LOYOLA MARYMOUN	*	2.0	8	7	4	0	2	1	1	0	0	0	0	0	4-13	1-1	0	5.56	51
Mar 12	CAL STATE FULLERTON	*	1.2	1	1	0	0	0	0	0	0	0	0	0	0	8-5	1-0	0	4.85	14
May 13	LONG BEACH STATE	*	1.0	1	0	0	0	0	0	0	0	0	0	0	0	35-30	1-1	0	4.85	14
Totals			1	13.0	14	10	9	7	1	2	0	0	0	0	0	35-30	1-1	0	4.85	14

### Career Year-by-Year

Year	era	w-l	app	gs	cg	sho	sv	ip	h	r	er	bb	so
2016	9.35	0-1	12	1	0	0/0	0	17.1	30	22	18	15	10
2017	4.85	1-1	6	1	0	0/0	0	13.0	14	10	7	1	7
TOTAL	7.42	1-2	18	2	0	0/0	0	30.1	44	32	25	16	17



**Reagan Todd**

**#18 LHP/INF**

Redshirt Sophomore - 6'3 - 215  
Bats/Throws: L/L  
Centennial, Colo.  
Regis Jesuit

**2017 Season-High.....Statistic.....Career-High**  
4.0 vs. Stanford (5/6).....IP.....6.0 vs. UC Davis (3/13/16)  
5, twice, last vs. LMU (3/4).....SO.....4, twice, last vs. LMU (3/4/17)  
3 at USC (3/26).....BB.....4 vs. Washington (4/10/16)


### 2017

Date	Opponent	IP	H	R	ER	BB	SO	2B	3B	HR	WP	BK	HBP	IBB	Score	W-L	Sv	ERA	NP
Feb 17	NORTHWESTERN-1	1.1	0	0	0	1	0	0	0	0	0	0	0	0	3-1	0-0	0	0.00	15
Feb 18	NORTHWESTERN	3.0	2	3	3	0	5	0	0	0	0	0	0	0	5-2	0-0	0	9.00	38
Feb 24	at TCU	1.0	2	0	0	0	0	0	0	0	0	0	0	0	13-9	0-0	0	5.06	33
Feb 28	NEW MEXICO STATE	1.2	2	0	0	0	2	1	0	0	0	0	0	0	12-5	0-0	0	3.88	25
Mar 03	LOYOLA MARYMOUN	0.2	1	0	0	0	0	0	0	0	0	0	0	0	2-1	0-0	1	3.52	7
Mar 04	LOYOLA MARYMOUN	2.0	3	2	2	0	5	0	1	0	1	0	0	0	2-3	0-1	1	4.86	33
Mar 11	LONG BEACH STATE	2.2	2	2	2	2	1	1	0	0	0	0	0	0	9-4	1-1	1	5.11	41
Mar 18	OREGON STATE	1.2	2	1	1	0	1	1	0	0	0	0	0	0	0-4	1-1	1	5.14	27
Mar 26	at USC	3.2	5	3	3	3	0	1	0	0	0	0	0	0	4-7	1-2	1	5.60	38
Apr 02	UCLA	1.1	4	6	5	2	1	3	0	0	0	0	0	0	4-17	1-3	1	7.58	45
Apr 04	at Arizona	1.0	1	0	0	0	1	1	0	0	0	0	0	0	2-11	1-3	1	7.20	21
Apr 07	at Cal	1.1	0	0	0	0	0	1	0	0	0	0	0	0	6-9	1-3	1	6.75	27
Apr 15	WASHINGTON ST.	3.0	1	0	0	0	0	1	0	0	0	0	0	0	5-4	2-3	1	5.92	37
04-18-17	at UNLV	1.2	4	2	2	0	2	0	0	0	0	0	0	0	12-13	2-3	1	6.23	35
Apr 21	CSUB	1.2	0	0	0	0	0	0	0	0	0	0	0	0	12-5	2-0	1	5.86	19
Apr 23	CSUB	1.2	7	2	2	0	2	0	0	0	0	0	0	0	6-8	2-4	1	8.14	33
Apr 30	at Oregon	0.2	1	0	0	0	0	1	0	0	0	0	0	0	2-3	2-4	1	6.00	13
May 06	STANFORD	4.0	4	3	3	1	1	1	0	0	0	0	0	0	8-13	2-4	1	6.09	62
May 09	at Arizona	0.0	2	3	3	1	0	1	0	0	0	0	0	0	14-13	2-4	1	6.88	12
Totals		1	34.0	43	28	25	15	25	10	1	2	0	0	0	112-133	2-4	1	6.88	12



# 2017 Sun Devil Baseball

## PLAYER BIOS



### Tanner West #38 LHP

Freshman - 6'2 - 190  
Bats/Throws: L/L  
Albuquerque, New Mex.  
Volcano Vista

117 Season-High	Statistic	Career-High
1 vs. Fullerton (3/8)	IP	3.1 vs. Fullerton (3/8/17)
rs. Fullerton (3/8)	SO	2 vs. Fullerton (3/8/17)
twice vs. LBSU (3/12)	BB	2, twice, last vs. LBSU (3/12/17)

117

Opponent	GS	IP	H	R	ER	BB	SO	2B	3B	HR	WP	BK	HBP	IBB	Score	W-L	Sv	ERA	NP
21 OKLAHOMA STATE	0	0.1	2	2	2	0	1	0	0	0	0	1	0	0	4-18	0-0	0	54.00	20
25 at TCU	0	0.2	0	0	0	0	1	0	0	0	0	0	0	0	4-8	0-0	0	18.00	11
08 CAL STATE FULLERT	0	3.1	2	2	0	0	1	0	0	0	0	0	1	0	4-13	0-0	0	4.15	43
12 LONG BEACH STATE	0	0.1	2	1	0	2	0	0	0	0	0	0	0	0	8-5	0-0	0	3.88	21
06 STANFORD	0	1.0	2	1	1	0	1	0	0	0	0	0	0	0	8-13	0-0	0	4.76	19
14 at Washington	0	1.0	1	0	3	1	0	0	0	0	1	0	0	0	0-4	0-0	0	4.05	20
15	0	0.2	1	4	3	6	5	1	0	0	0	2	1	0	28-81	0-0	0	4.05	-



### Tyler Williams #25 OF

Sophomore - 6'3 - 236  
Bats/Throws: R/R  
Peoria, Ariz.  
Raymond S. Kellis

117 Season-High	Statistic	Career-High
5x, last at Arizona (5/9)	Hits	3 vs. California (4/15/16)
at Arizona (5/9)	RBI	4 at Arizona (5/9/17)
twice, last at Arizona (5/9)	RS	3 at Washington State (4/2/16)

117

Opponent	Pas	AB	R	H	RBI	2B	3B	HR	BB	SB	CS	HBP	BAC	SP	OP	K	PO	A	E	Avg
17 NORTHWESTERN 2	ph	2	1	1	0	0	0	0	0	0	0	0	0	0	0	0	0	0	0	500
21 OKLAHOMA STATE	ph	2	1	1	0	0	0	0	0	0	0	0	0	0	0	0	0	0	0	500
24 at TCU	ph	4	0	1	0	0	0	0	0	0	0	0	0	1	0	1	0	0	0	417
25 at TCU	ph	4	0	1	0	0	0	0	0	0	0	0	0	1	0	1	0	0	0	294
26 at TCU	ph	3	1	0	1	0	0	0	0	0	0	0	0	0	0	0	0	0	0	250
28 NEW MEXICO STATE	ph	3	1	0	1	0	0	0	2	0	0	0	0	0	0	0	0	0	0	227
23 LOYOLA MARYMOUN	ph	2	0	0	0	0	0	0	0	0	0	0	0	0	0	0	0	0	0	217
24 LOYOLA MARYMOUN	ph	1	0	0	0	0	0	0	1	0	0	0	0	0	0	0	0	0	0	217
25 LOYOLA MARYMOUN	ph	2	0	1	1	0	0	0	0	0	0	0	0	0	0	0	0	0	0	226
27 CAL STATE FULLERT	ph	4	0	1	0	0	0	0	0	0	0	0	0	0	0	2	0	0	0	226
10 CAL STATE FULLERT	ph	3	1	0	0	0	0	0	0	0	0	0	0	0	0	1	0	0	0	229
16 LONG BEACH STATE	ph	1	0	0	0	0	0	0	0	0	0	0	0	0	0	0	0	0	0	216
19 OREGON STATE	ph	2	0	0	0	0	0	0	0	0	0	0	0	0	0	0	0	0	0	211
17 at OREGON STATE	ph	1	0	0	0	0	0	0	0	0	0	0	0	0	0	0	0	0	0	205
18 OREGON STATE	ph	1	0	0	0	0	0	0	0	0	0	0	0	0	0	0	0	0	0	233
24 at USC	ph	1	0	0	0	0	0	0	0	0	0	0	0	0	0	0	0	0	0	222
28 UNLV	ph	2	0	0	0	0	0	0	0	0	0	0	0	0	0	0	0	0	0	229
31 UCLA	ph	4	0	0	0	0	0	0	0	0	0	0	0	0	0	2	0	0	0	212
11 UCLA	ph	1	0	0	0	0	0	0	0	0	0	0	0	0	0	0	0	0	0	208
12 UCLA	ph	2	0	1	1	1	0	0	1	0	0	0	0	0	0	0	0	0	0	218
26 at Arizona	ph	0	0	0	0	0	0	0	0	0	0	0	0	0	0	0	0	0	0	207
17 at Cal	ph	0	0	0	0	0	0	0	0	0	0	0	0	0	0	0	0	0	0	213
19 at Cal	ph	0	0	0	0	0	0	0	0	0	0	0	0	0	0	0	0	0	0	213
3 UNLV	ph	3	0	0	0	0	0	0	0	0	0	0	0	0	0	0	0	0	0	234
4 WASHINGTON ST.	ph	2	0	0	0	0	0	0	0	0	0	0	0	0	0	0	0	0	0	224
5 WASHINGTON ST.	ph	2	0	0	0	0	0	0	0	0	0	0	0	0	0	0	0	0	0	222
17 at UNLV	ph	1	0	0	0	0	0	0	0	0	0	0	0	0	0	0	0	0	0	219
11 CSUB	ph	1	0	0	0	0	0	0	0	0	0	0	0	0	0	0	0	0	0	211
12 CSUB	ph	2	1	0	1	0	0	0	0	0	0	0	0	0	0	0	0	0	0	216
8 at Oregon	ph	1	0	0	0	0	0	0	0	0	0	0	0	0	0	0	0	0	0	213
19 at Oregon	ph	1	0	0	0	0	0	0	0	0	0	0	0	0	0	1	0	0	0	230
05 STANFORD	ph	3	1	1	0	0	0	0	0	0	0	0	0	0	0	0	0	0	0	230
06 STANFORD	ph	3	1	1	0	0	0	0	0	0	0	0	0	0	0	0	0	0	0	229
07 STANFORD	ph	0	2	2	4	0	0	0	0	0	0	0	0	0	0	1	4	0	0	237
09 at Arizona	ph	0	0	0	0	0	0	0	0	0	0	0	0	0	0	0	0	0	0	237
12 at Washington	ph	0	0	0	0	0	0	0	0	0	0	0	0	0	0	0	0	0	0	238
15	100	98	17	23	28	5	2	5	11	7	0	3	0	2	1	25	13	0	1	238

### ireer Year-by-Year

r	avg	gp-gs	ab	r	h	2b	3b	hr	rbi	bb	so	sb-alt
6	.205	38-23	88	15	18	4	2	0	8	14	17	3-5
7	.235	39-19	98	17	23	5	2	5	28	11	25	7-7
TAL	.220	77-42	186	32	41	9	4	5	36	25	42	10-12