



Officials: Chris Rastatter, Deldre Carr, Ryan McDaniel

Washington St. - 74

Record: 14-12 (7-12)

NO.	Name	F	Min	FG	3P	FT	Rebounds			Fouls		TP	AS	TO	ST	Blocks		+/-
				M-A	M-A	M-A	OR	DR	TOT	PF	FD					BS	BA	
0	Efe Abogidi	F	15:25	1-2	1-2	1-2	2	2	4	1	1	4	0	2	1	1	0	-14
4	Aljaz Kunc	F	37:41	6-9	2-5	1-1	2	6	8	2	1	15	1	0	1	0	0	0
23	Andrej Jakimovski	F	06:21	0-2	0-1	0-0	0	0	0	2	0	0	0	3	0	0	1	-13
5	TJ Bamba	G	26:44	5-7	2-2	2-2	1	3	4	0	1	14	2	2	0	0	0	-16
24	Noah Williams	G	27:40	6-13	0-3	3-3	1	2	3	5	5	15	6	0	2	0	1	9
11	DJ Rodman		36:06	2-6	1-2	5-6	3	4	7	1	4	10	2	2	1	0	0	13
21	Dishon Jackson		37:17	3-11	0-0	7-7	1	8	9	2	4	13	0	2	2	3	2	7
22	Ryan Rapp		28:22	1-6	1-2	0-0	0	1	1	1	1	3	2	3	0	0	0	5
15	Volodymyr Markovetsky		03:20	0-0	0-0	0-0	0	1	1	2	0	0	0	0	0	0	0	-1
2	Myles Warren		06:04	0-3	0-0	0-0	0	1	1	1	0	0	2	1	0	0	1	-5
Team							2	2	4			0		1				
<b>Totals</b>				24-59	7-17	19-21	12	30	42	17	17	74	15	16	7	4	5	-3

Shooting By Period		
1 <sup>st</sup> FG%	12-31	38.7%
3PT%	5-9	55.6%
FT%	5-6	83.3%
2 <sup>nd</sup> FG%	10-21	47.6%
3PT%	2-7	28.6%
FT%	11-11	100%
OT FG%	2-7	28.6%
3PT%	0-1	0.0%
FT%	3-4	75%
GM FG%	24-59	40.7%
3PT%	7-17	41.2%
FT%	19-21	90.5%

Dead Ball Rebounds: 2, 0

Technical Fouls::NONE

Arizona St. - 77

Record: 10-11 (7-8)

NO.	Name	F	Min	FG	3P	FT	Rebounds			Fouls		TP	AS	TO	ST	Blocks		+/-
				M-A	M-A	M-A	OR	DR	TOT	PF	FD					BS	BA	
4	Kimani Lawrence	F	43:34	7-12	0-0	0-1	1	4	5	0	1	14	3	2	2	0	1	0
24	Jalen Graham	F	29:37	3-6	0-0	5-8	6	6	12	4	5	11	0	0	1	4	2	18
0	Holland Woods	G	28:14	2-6	1-4	3-3	1	0	1	1	4	8	2	1	1	0	0	0
1	Remy Martin	G	41:14	7-23	3-13	6-7	1	2	3	4	3	23	2	3	0	0	0	5
11	Alonzo Verge Jr.	G	41:26	3-9	1-2	2-2	2	4	6	3	2	9	9	5	2	0	1	-3
10	Jaelen House		29:17	4-8	2-6	0-0	0	2	2	1	1	10	1	0	2	0	0	0
21	Chris Osten		11:38	1-1	0-0	0-0	0	1	1	4	1	2	0	0	0	1	0	-5
Team							2	4	6			0		0				
<b>Totals</b>				27-65	7-25	16-21	13	23	36	17	17	77	17	11	8	5	4	3

Shooting By Period		
1 <sup>st</sup> FG%	13-29	44.8%
3PT%	3-14	21.4%
FT%	5-7	71.4%
2 <sup>nd</sup> FG%	10-30	33.3%
3PT%	2-9	22.2%
FT%	11-12	91.7%
OT FG%	4-6	66.7%
3PT%	2-2	100.0%
FT%	0-2	0%
GM FG%	27-65	41.5%
3PT%	7-25	28.0%
FT%	16-21	76.2%

Dead Ball Rebounds: 0, 0

Technical Fouls::NONE

	WSU	ASU
Biggest lead	5 (2 <sup>nd</sup> 17:53)	10 (1 <sup>st</sup> 17:11)
Best Scoring Run	7 (1 <sup>st</sup> 3:31)	14 (2 <sup>nd</sup> 7:24)
Lead Changes	4	
Times Tied	8	
Time with Lead	07:32	30:39

Points from	WSU	ASU
Turnovers	7	19
Paint	28	38
Second Chance	13	6
Fast Breaks	7	18
Bench	26	12

Period by Period Scoring				
	1st	2nd	OT1	TOT
WSU	34	33	7	74
ASU	34	33	10	77

**Period 1****Quarter Starters:**

<b>ASU</b>	0 Woods H	1 Martin R	4 Lawrence K	11 Verge Jr. A	24 Graham J
<b>WSU</b>	0 Abogidi E	4 Kunc A	5 Bamba T	23 Jakimovski A	24 Williams N

Game Time	ASU	Score	Diff	WSU
20:00	24 GRAHAM J jumpball won			0 ABOGIDI E jumpball lost
19:50	1 MARTIN R 3pt FG , jump shot missed			
19:45	24 GRAHAM J offensive rebound (1)			
19:41	24 GRAHAM J 2pt FG second chance in the paint, dunk, made (2)	<b>2-0</b>	<b>2</b>	
19:41	4 LAWRENCE K assist (1)			
19:29	11 VERGE JR. A foul personal (1 - 1)			24 WILLIAMS N foul drawn (1)
19:17				0 ABOGIDI E 3pt FG , jump shot missed
19:14	4 LAWRENCE K defensive rebound (1)			
19:09	4 LAWRENCE K 2pt FG fast break in the paint, layup made (2)	<b>4-0</b>	<b>4</b>	
19:09	11 VERGE JR. A assist (1)			
18:54				23 JAKIMOVSKI A 2pt FG in the paint, driving layup blocked
18:54	24 GRAHAM J block (1)			
18:50	1 MARTIN R defensive rebound (1)			
18:48	0 WOODS H turnover (1)			
18:23	4 LAWRENCE K steal (1)			23 JAKIMOVSKI A turnover bad pass (1)
18:18	0 WOODS H 3pt FG fast break from turnover, jump shot made (3)	<b>7-0</b>	<b>7</b>	
18:18	4 LAWRENCE K assist (2)			
18:09				Timeout 30 Sec
18:09				23 JAKIMOVSKI A substitution out
18:09				11 RODMAN D substitution in
17:53		<b>7-2</b>	<b>5</b>	4 KUNC A 2pt FG in the paint, driving layup made (2)
17:53				24 WILLIAMS N assist (1)
17:42	24 GRAHAM J foul drawn (1)			4 KUNC A foul shooting (1 - 1)
17:42	24 GRAHAM J free throw 1 - 2 made (3)	<b>8-2</b>	<b>6</b>	
17:42	24 GRAHAM J free throw 2 - 2 made (4)	<b>9-2</b>	<b>7</b>	
17:26				0 ABOGIDI E turnover travel (1)
17:26				4 KUNC A substitution out
17:26				21 JACKSON D substitution in
17:11	1 MARTIN R 3pt FG from turnover, jump shot made (3)	<b>12-2</b>	<b>10</b>	
17:11	11 VERGE JR. A assist (2)			
16:54		<b>12-5</b>	<b>7</b>	5 BAMBA T 3pt FG , jump shot made (3)
16:54				24 WILLIAMS N assist (2)
16:40	1 MARTIN R 3pt FG , jump shot missed			
16:36	0 WOODS H offensive rebound (1)			
16:33	11 VERGE JR. A foul drawn (1)			24 WILLIAMS N foul personal (1 - 2)
16:25	4 LAWRENCE K 2pt FG second chance in the paint, driving layup missed			
16:22				21 JACKSON D defensive rebound (1)
16:09				5 BAMBA T 2pt FG in the paint, driving layup missed
16:06	11 VERGE JR. A defensive rebound (1)			
16:02	0 WOODS H 3pt FG , jump shot missed			
15:59				0 ABOGIDI E defensive rebound (1)



Game Time	ASU	Score	Diff	WSU
15:42	24 GRAHAM J steal (1)			11 RODMAN D turnover bad pass (1)
15:36	4 LAWRENCE K 2pt FG fast break from turnover in the paint, layup made (4)	14-5	9	
15:36	11 VERGE JR. A assist (3)			
15:15				21 JACKSON D 2pt FG in the paint, jump shot blocked
15:15	24 GRAHAM J block (2)			
15:11	1 MARTIN R defensive rebound (2)			
15:10	1 MARTIN R turnover bad pass (1)			24 WILLIAMS N steal (1)
15:00	1 MARTIN R foul personal (1 - 2)			11 RODMAN D foul drawn (1)
14:59	Timeout media			
14:59	11 VERGE JR. A substitution out			
14:59	10 HOUSE J substitution in			
14:59				5 BAMBA T substitution out
14:59				22 RAPP R substitution in
14:56				24 WILLIAMS N 3pt FG from turnover, jump shot missed
14:54	defensive rebound (7)			
14:29	10 HOUSE J 3pt FG , jump shot missed			
14:26				0 ABOGIDI E defensive rebound (2)
14:15				21 JACKSON D 2pt FG outside the paint, jump shot missed
14:12	10 HOUSE J defensive rebound (1)			
14:10	0 WOODS H foul drawn (1)			22 RAPP R foul personal (1 - 3)
14:06	1 MARTIN R 3pt FG , jump shot missed			
14:04				defensive rebound (4)
14:04				0 ABOGIDI E substitution out
14:04				4 KUNC A substitution in
13:57		14-7	7	24 WILLIAMS N 2pt FG in the paint, driving layup made (2)
13:57	24 GRAHAM J foul shooting (1 - 3)			24 WILLIAMS N foul drawn (2)
13:57	1 MARTIN R substitution out			
13:57	24 GRAHAM J substitution out			
13:57	11 VERGE JR. A substitution in			
13:57	21 OSTEN C substitution in			
13:57		14-8	6	24 WILLIAMS N free throw 1 - 1 made (3)
13:33	10 HOUSE J 3pt FG , jump shot missed			
13:29				21 JACKSON D defensive rebound (2)
13:09				22 RAPP R 2pt FG outside the paint, jump shot missed
13:06				11 RODMAN D offensive rebound (1)
12:52	jump ball situation			
12:46				24 WILLIAMS N 2pt FG second chance in the paint, driving layup missed
12:44				4 KUNC A offensive rebound (1)
12:37		14-10	4	21 JACKSON D 2pt FG second chance in the paint, jump shot made (2)
12:37	21 OSTEN C foul shooting (1 - 4)			21 JACKSON D foul drawn (1)
12:37				24 WILLIAMS N substitution out
12:37				23 JAKIMOVSKI A substitution in
12:37		14-11	3	21 JACKSON D free throw 1 - 1 made (3)
12:26	0 WOODS H 3pt FG , jump shot missed			
12:23				21 JACKSON D defensive rebound (3)
12:16	0 WOODS H foul drawn (2)			23 JAKIMOVSKI A foul offensive (1 - 4)
12:16				23 JAKIMOVSKI A turnover offensive (2)



Game Time	ASU	Score	Diff	WSU
11:59	10 HOUSE J 3pt FG from turnover, jump shot missed			
11:55				4 KUNC A defensive rebound (2)
11:39				22 RAPP R 2pt FG outside the paint, jump shot missed
11:36				4 KUNC A offensive rebound (3)
11:29				21 JACKSON D 2pt FG second chance in the paint, jump shot missed
11:26	4 LAWRENCE K defensive rebound (2)			
11:27	Timeout media			
11:27	0 WOODS H substitution out			
11:27	4 LAWRENCE K substitution out			
11:27	1 MARTIN R substitution in			
11:27	24 GRAHAM J substitution in			
11:27				11 RODMAN D substitution out
11:27				22 RAPP R substitution out
11:27				5 BAMBA T substitution in
11:27				24 WILLIAMS N substitution in
11:14	10 HOUSE J foul drawn (1)			24 WILLIAMS N foul personal (2 - 5)
11:06	24 GRAHAM J 2pt FG in the paint, jump shot made (6)	<b>16-11</b>	<b>5</b>	
11:06	10 HOUSE J assist (1)			
10:39				23 JAKIMOVSKI A turnover bad pass (3)
10:39				21 JACKSON D substitution out
10:39				23 JAKIMOVSKI A substitution out
10:39				24 WILLIAMS N substitution out
10:39				0 ABOGIDI E substitution in
10:39				15 MARKOVETSKYY V substitution in
10:39				22 RAPP R substitution in
10:29	1 MARTIN R 2pt FG from turnover in the paint, pull up jump shot missed			
10:27				22 RAPP R defensive rebound (1)
10:27	21 OSTEN C foul personal (2 - 5)			22 RAPP R foul drawn (1)
10:14				4 KUNC A 3pt FG , jump shot missed
10:11	21 OSTEN C defensive rebound (1)			
10:05	1 MARTIN R 3pt FG , jump shot missed			
10:01	24 GRAHAM J offensive rebound (2)			
10:01	24 GRAHAM J foul drawn (2)			15 MARKOVETSKYY V foul shooting (1 - 6)
10:01	24 GRAHAM J free throw 1 - 2 made (7)	<b>17-11</b>	<b>6</b>	
10:01	21 OSTEN C substitution out			
10:01	4 LAWRENCE K substitution in			
10:01	24 GRAHAM J free throw 2 - 2 made (8)	<b>18-11</b>	<b>7</b>	
09:31		<b>18-13</b>	<b>5</b>	4 KUNC A 2pt FG in the paint, turnaround jump shot made (4)
09:31				5 BAMBA T assist (1)
09:11	1 MARTIN R 3pt FG , jump shot missed			
09:07	24 GRAHAM J offensive rebound (3)			
09:03	11 VERGE JR. A 3pt FG second chance, jump shot missed			
09:02	24 GRAHAM J offensive rebound (4)			
09:02	24 GRAHAM J foul drawn (3)			0 ABOGIDI E foul loose ball (1 - 7)
09:02	10 HOUSE J substitution out			
09:02	0 WOODS H substitution in			
09:02	24 GRAHAM J 1&1 free throw 1 missed			
09:01				15 MARKOVETSKYY V defensive rebound (1)



Game Time	ASU	Score	Diff	WSU
08:49				22 RAPP R substitution out
08:49				2 WARREN M substitution in
08:39		<b>18-16</b>	<b>2</b>	0 ABOGIDI E 3pt FG , jump shot made (3)
08:39				2 WARREN M assist (1)
08:17	4 LAWRENCE K 2pt FG in the paint, turnaround jump shot made (6)	<b>20-16</b>	<b>4</b>	
08:17	11 VERGE JR. A assist (4)			
07:50				2 WARREN M 2pt FG in the paint, driving layup missed
07:47	11 VERGE JR. A defensive rebound (2)			
07:43	4 LAWRENCE K 2pt FG fast break in the paint, layup made (8)	<b>22-16</b>	<b>6</b>	
07:43	11 VERGE JR. A assist (5)			
07:20				5 BAMBA T 2pt FG in the paint, layup missed
07:18	24 GRAHAM J defensive rebound (5)			
07:19	24 GRAHAM J foul drawn (4)			15 MARKOVETSKYY V foul personal (2 - 8)
07:19	Timeout media			
07:19				15 MARKOVETSKYY V substitution out
07:19				21 JACKSON D substitution in
07:19	24 GRAHAM J 1&1 free throw 1 made (9)	<b>23-16</b>	<b>7</b>	
07:19	24 GRAHAM J 1&1 free throw 2 missed			
07:18				21 JACKSON D defensive rebound (4)
06:59				21 JACKSON D 2pt FG in the paint, layup missed
06:56				0 ABOGIDI E offensive rebound (3)
06:56	24 GRAHAM J foul shooting (2 - 6)			0 ABOGIDI E foul drawn (1)
06:56				0 ABOGIDI E free throw 1 - 2 missed
06:56				offensive dead ball rebound (1)
06:56	24 GRAHAM J substitution out			
06:56	21 OSTEN C substitution in			
06:56				4 KUNC A substitution out
06:56				11 RODMAN D substitution in
06:56		<b>23-17</b>	<b>6</b>	0 ABOGIDI E free throw 2 - 2 made (4)
06:45	11 VERGE JR. A turnover lost ball (1)			0 ABOGIDI E steal (1)
06:27	11 VERGE JR. A steal (1)			2 WARREN M turnover bad pass (1)
06:22	11 VERGE JR. A 2pt FG fast break from turnover in the paint, driving layup made (2)	<b>25-17</b>	<b>8</b>	
05:56		<b>25-19</b>	<b>6</b>	11 RODMAN D 2pt FG in the paint, turnaround jump shot made (2)
05:56				2 WARREN M substitution out
05:56				5 BAMBA T substitution out
05:56				22 RAPP R substitution in
05:56				24 WILLIAMS N substitution in
05:35	21 OSTEN C 2pt FG in the paint, layup made (2)	<b>27-19</b>	<b>8</b>	
05:35	11 VERGE JR. A assist (6)			
05:11	21 OSTEN C foul shooting (3 - 7)			21 JACKSON D foul drawn (2)
05:11		<b>27-20</b>	<b>7</b>	21 JACKSON D free throw 1 - 2 made (4)
05:11	21 OSTEN C substitution out			
05:11	10 HOUSE J substitution in			
05:11				0 ABOGIDI E substitution out
05:11				4 KUNC A substitution in
05:11		<b>27-21</b>	<b>6</b>	21 JACKSON D free throw 2 - 2 made (5)
04:52	11 VERGE JR. A turnover bad pass (2)			21 JACKSON D steal (1)



Game Time	ASU	Score	Diff	WSU
04:44		<b>27-24</b>	<b>3</b>	22 RAPP R 3pt FG from turnover, jump shot made (3)
04:44				4 KUNC A assist (1)
04:19	0 WOODS H 2pt FG outside the paint, jump shot missed			
04:16				11 RODMAN D defensive rebound (2)
04:01				22 RAPP R turnover bad pass (1)
03:53	1 MARTIN R 2pt FG from turnover outside the paint, pull up jump shot missed			
03:49				21 JACKSON D defensive rebound (5)
03:31		<b>27-26</b>	<b>1</b>	24 WILLIAMS N 2pt FG outside the paint, turnaround jump shot made (5)
03:10	1 MARTIN R 2pt FG in the paint, jump shot made (5)	<b>29-26</b>	<b>3</b>	
02:44				24 WILLIAMS N 3pt FG , jump shot missed
02:41				11 RODMAN D offensive rebound (3)
02:38		<b>29-29</b>	<b>0</b>	4 KUNC A 3pt FG second chance, jump shot made (7)
02:38				11 RODMAN D assist (1)
02:19	1 MARTIN R 2pt FG in the paint, jump shot made (7)	<b>31-29</b>	<b>2</b>	
02:19	11 VERGE JR. A assist (7)			
01:56		<b>31-31</b>	<b>0</b>	24 WILLIAMS N 2pt FG in the paint, hook shot made (7)
01:37	11 VERGE JR. A 2pt FG outside the paint, jump shot missed			
01:34				4 KUNC A defensive rebound (4)
01:12		<b>31-34</b>	<b>-3</b>	11 RODMAN D 3pt FG , jump shot made (5)
01:12				22 RAPP R assist (1)
00:52	11 VERGE JR. A 3pt FG , jump shot made (5)	<b>34-34</b>	<b>0</b>	
00:52	0 WOODS H assist (1)			
00:28				21 JACKSON D 2pt FG in the paint, layup missed
00:27				offensive rebound (19)
00:25	Timeout media			
00:23				24 WILLIAMS N 2pt FG second chance outside the paint, jump shot missed
00:20				24 WILLIAMS N offensive rebound (1)
00:03				24 WILLIAMS N 2pt FG second chance outside the paint, pull up jump shot missed
00:00				21 JACKSON D offensive rebound (6)
00:00				21 JACKSON D 2pt FG second chance in the paint, layup missed
00:00	defensive rebound (16)			
<b>END OF PERIOD</b>				
<b>ASU 34-34 WSU</b>				



Officials: Chris Rastatter, Deldre Carr, Ryan McDaniel

Washington St. - 34

NO.	Name	Min	FG			Rebounds			Fouls		TP	AS	TO	ST	Blocks		+/-
			M-A	M-A	M-A	OR	DR	TOT	PF	FD					BS	BA	
0	Efe Abogidi	F 11:24	1-2	1-2	1-2	1	2	3	1	1	4	0	1	1	0	0	-11
4	Aljaz Kunc	F 14:53	3-4	1-2	0-0	2	2	4	1	0	7	1	0	0	0	0	2
23	Andrej Jakimovski	F 03:49	0-1	0-0	0-0	0	0	0	1	0	0	0	3	0	0	1	-8
5	TJ Bamba	G 10:32	1-3	1-1	0-0	0	0	0	0	0	3	1	0	0	0	0	-12
24	Noah Williams	G 14:07	3-8	0-2	1-1	1	0	1	2	2	7	2	0	1	0	0	0
11	DJ Rodman	13:38	2-2	1-1	0-0	2	1	3	0	1	5	1	1	0	0	0	11
21	Dishon Jackson	14:06	1-7	0-0	3-3	1	5	6	0	2	5	0	0	1	0	1	8
22	Ryan Rapp	11:18	1-3	1-1	0-0	0	1	1	1	1	3	1	1	0	0	0	12
15	Volodymyr Markovetsky	03:20	0-0	0-0	0-0	0	1	1	2	0	0	0	0	0	0	0	-1
2	Myles Warren	02:53	0-1	0-0	0-0	0	0	0	0	0	0	1	1	0	0	0	-1
Team						1	1	2			0		0				
<b>Totals</b>			12-31	5-9	5-6	8	13	21	8	7	34	7	7	3	0	2	0

Shooting By Period		
1st FG%	12-31	38.7%
3PT%	5-9	55.6%
FT%	5-6	83.3%
GM FG%	12-31	38.7%
3PT%	5-9	55.6%
FT%	5-6	83.3%

Dead Ball Rebounds: 1, 0

Technical Fouls::NONE

Arizona St. - 34

NO.	Name	Min	FG			Rebounds			Fouls		TP	AS	TO	ST	Blocks		+/-
			M-A	M-A	M-A	OR	DR	TOT	PF	FD					BS	BA	
4	Kimani Lawrence	F 18:34	4-5	0-0	0-0	0	2	2	0	0	8	2	0	1	0	0	-3
24	Jalen Graham	F 10:34	2-2	0-0	5-7	4	1	5	2	4	9	0	0	1	2	0	11
0	Holland Woods	G 17:35	1-4	1-3	0-0	1	0	1	0	2	3	1	1	0	0	0	-2
1	Remy Martin	G 17:30	3-10	1-6	0-0	0	2	2	1	0	7	0	1	0	0	0	4
11	Alonzo Verge Jr.	G 18:58	2-4	1-2	0-0	0	2	2	1	1	5	7	2	1	0	0	2
10	Jaelen House	11:08	0-3	0-3	0-0	0	1	1	0	1	0	1	0	0	0	0	-11
21	Chris Osten	05:41	1-1	0-0	0-0	0	1	1	3	0	2	0	0	0	0	0	-1
Team						0	2	2			0		0				
<b>Totals</b>			13-29	3-14	5-7	5	11	16	7	8	34	11	4	3	2	0	0

Shooting By Period		
1st FG%	13-29	44.8%
3PT%	3-14	21.4%
FT%	5-7	71.4%
GM FG%	13-29	44.8%
3PT%	3-14	21.4%
FT%	5-7	71.4%

Dead Ball Rebounds: 0, 0

Technical Fouls::NONE

	WSU	ASU	Points from		Period by Period Scoring					
Biggest lead	3 (1 <sup>st</sup> 1:12)	10 (1 <sup>st</sup> 17:11)	Turnovers	3	10					
Best Scoring Run	7 (1 <sup>st</sup> 3:31)	7 (1 <sup>st</sup> 18:18)	Paint	12	20					
Lead Changes	1		Second Chance	7	4	WSU	34	33	7	74
Times Tied	3		Fast Breaks	0	11	ASU	34	33	10	77
Time with Lead	00:20	17:26	Bench	13	2					



## Period 2

## Quarter Starters:

ASU	0 Woods H	1 Martin R	4 Lawrence K	11 Verge Jr. A	24 Graham J
WSU	4 Kunc A	11 Rodman D	21 Jackson D	22 Rapp R	24 Williams N

Game Time	ASU	Score	Diff	WSU
20:00	10 HOUSE J substitution out			
20:00	24 GRAHAM J substitution in			
19:50	24 GRAHAM J 2pt FG in the paint, turnaround jump shot made (11)	36-34	2	
19:50	4 LAWRENCE K assist (3)			
19:26	11 VERGE JR. A steal (2)			21 JACKSON D turnover lost ball (1)
19:10	1 MARTIN R turnover bad pass (2)			
19:01		36-36	0	24 WILLIAMS N 2pt FG from turnover in the paint, jump shot made (9)
18:27	4 LAWRENCE K 2pt FG outside the paint, jump shot missed			
18:24				4 KUNC A defensive rebound (5)
18:07		36-39	-3	4 KUNC A 3pt FG , jump shot made (10)
18:07				24 WILLIAMS N assist (3)
17:57	11 VERGE JR. A turnover bad pass (3)			24 WILLIAMS N steal (2)
17:53		36-41	-5	24 WILLIAMS N 2pt FG fast break from turnover in the paint, driving layup made (11)
17:38	0 WOODS H 2pt FG in the paint, pull up jump shot made (5)	38-41	-3	
17:15	24 GRAHAM J foul shooting (3 - 1)			21 JACKSON D foul drawn (3)
17:15		38-42	-4	21 JACKSON D free throw 1 - 2 made (6)
17:15	24 GRAHAM J substitution out			
17:15	21 OSTEN C substitution in			
17:15		38-43	-5	21 JACKSON D free throw 2 - 2 made (7)
16:55	1 MARTIN R turnover bad pass (3)			11 RODMAN D steal (1)
16:47	21 OSTEN C foul drawn (1)			21 JACKSON D foul offensive (1 - 1)
16:47				21 JACKSON D turnover offensive (2)
16:31	4 LAWRENCE K 2pt FG from turnover outside the paint, jump shot missed			
16:28	4 LAWRENCE K offensive rebound (3)			
16:26	4 LAWRENCE K turnover travel (1)			
16:16				24 WILLIAMS N 2pt FG from turnover in the paint, driving layup blocked
16:16	21 OSTEN C block (1)			
16:10	4 LAWRENCE K defensive rebound (4)			
16:07	1 MARTIN R 3pt FG , jump shot missed			
16:05				4 KUNC A defensive rebound (6)
15:45				4 KUNC A 3pt FG , jump shot missed
15:39	11 VERGE JR. A defensive rebound (3)			
15:36	11 VERGE JR. A foul drawn (2)			24 WILLIAMS N foul shooting (3 - 2)
15:36	Timeout media			
15:36				24 WILLIAMS N substitution out
15:36				2 WARREN M substitution in
15:36	11 VERGE JR. A free throw 1 - 2 made (6)	39-43	-4	
15:36	11 VERGE JR. A free throw 2 - 2 made (7)	40-43	-3	
15:20		40-45	-5	21 JACKSON D 2pt FG in the paint, dunk, made (9)
15:20				22 RAPP R assist (2)



**Washington St. at Arizona St.**

02/28/21 Desert Financial Arena, Tempe  
2020-21 Men's Basketball

Officials: Chris Rastatter, Deldre Carr, Ryan McDaniel

Game Time	ASU	Score	Diff	WSU
15:02	jump ball situation			
15:02	4 LAWRENCE K turnover lost ball (2)			4 KUNC A steal (1)
15:02	0 WOODS H substitution out			
15:02	10 HOUSE J substitution in			
14:48				22 RAPP R 2pt FG from turnover outside the paint, jump shot missed
14:47	defensive rebound (20)			
14:47	21 OSTEN C substitution out			
14:47	24 GRAHAM J substitution in			
14:37	1 MARTIN R 2pt FG in the paint, pull up jump shot made (9)	<b>42-45</b>	<b>-3</b>	
14:16				2 WARREN M 2pt FG in the paint, layup blocked
14:16	24 GRAHAM J block (3)			
14:14				offensive rebound (24)
14:14				21 JACKSON D substitution out
14:14				0 ABOGIDI E substitution in
14:12		<b>42-47</b>	<b>-5</b>	4 KUNC A 2pt FG second chance in the paint, layup made (12)
14:12				2 WARREN M assist (2)
13:59	1 MARTIN R foul drawn (1)			2 WARREN M foul shooting (1 - 3)
13:59	1 MARTIN R free throw 1 - 2 made (10)	<b>43-47</b>	<b>-4</b>	
13:59	1 MARTIN R free throw 2 - 2 made (11)	<b>44-47</b>	<b>-3</b>	
13:30				2 WARREN M 2pt FG in the paint, layup missed
13:30				0 ABOGIDI E offensive rebound (4)
13:30				turnover shot clock (10)
13:21	1 MARTIN R 2pt FG from turnover outside the paint, jump shot made (13)	<b>46-47</b>	<b>-1</b>	
13:00	10 HOUSE J steal (1)			11 RODMAN D turnover bad pass (2)
12:56	11 VERGE JR. A 2pt FG from turnover in the paint, driving layup missed			
12:53	11 VERGE JR. A offensive rebound (4)			
12:48	24 GRAHAM J 2pt FG from turnover second chance in the paint, layup blocked			
12:48				0 ABOGIDI E block (1)
12:43				2 WARREN M defensive rebound (1)
12:25				0 ABOGIDI E turnover lost ball (2)
12:25				0 ABOGIDI E substitution out
12:25				2 WARREN M substitution out
12:25				21 JACKSON D substitution in
12:25				24 WILLIAMS N substitution in
12:13	11 VERGE JR. A 2pt FG from turnover in the paint, jump shot missed			
12:10				4 KUNC A defensive rebound (7)
11:45				4 KUNC A 3pt FG , jump shot missed
11:42	11 VERGE JR. A defensive rebound (5)			
11:27	1 MARTIN R 3pt FG , jump shot missed			
11:21				11 RODMAN D defensive rebound (4)
11:15				22 RAPP R turnover travel (2)
11:12	Timeout media			
11:12	1 MARTIN R substitution out			
11:12	0 WOODS H substitution in			
11:12				22 RAPP R substitution out
11:12				5 BAMBA T substitution in



**Washington St. at Arizona St.**

02/28/21 Desert Financial Arena, Tempe  
2020-21 Men's Basketball

Officials: Chris Rastatter, Deldre Carr, Ryan McDaniel

Game Time	ASU	Score	Diff	WSU
10:57	11 VERGE JR. A 2pt FG from turnover in the paint, driving layup blocked			
10:57				21 JACKSON D block (1)
10:57	offensive rebound (23)			
10:55	11 VERGE JR. A 2pt FG from turnover second chance in the paint, layup made (9)	<b>48-47</b>	<b>1</b>	
10:36	10 HOUSE J foul personal (1 - 2)			24 WILLIAMS N foul drawn (3)
10:17				11 RODMAN D 2pt FG outside the paint, jump shot missed
10:15	24 GRAHAM J defensive rebound (6)			
09:56	0 WOODS H foul drawn (3)			24 WILLIAMS N foul personal (4 - 4)
09:56	11 VERGE JR. A substitution out			
09:56	1 MARTIN R substitution in			
09:56				11 RODMAN D substitution out
09:56				24 WILLIAMS N substitution out
09:56				22 RAPP R substitution in
09:56				23 JAKIMOVSKI A substitution in
09:46	10 HOUSE J 3pt FG , jump shot missed			
09:43				4 KUNC A defensive rebound (8)
09:22				21 JACKSON D 2pt FG in the paint, jump shot blocked
09:22	24 GRAHAM J block (4)			
09:18	10 HOUSE J defensive rebound (2)			
09:17	10 HOUSE J 2pt FG fast break in the paint, driving layup made (2)	<b>50-47</b>	<b>3</b>	
09:08				Timeout 30 Sec
08:51				22 RAPP R 3pt FG , jump shot missed
08:47	defensive rebound (26)			
08:25	4 LAWRENCE K 2pt FG in the paint, turnaround jump shot missed			
08:21				5 BAMBA T defensive rebound (1)
08:09	0 WOODS H steal (1)			22 RAPP R turnover lost ball (3)
08:03	10 HOUSE J 3pt FG fast break from turnover, jump shot made (5)	<b>53-47</b>	<b>6</b>	
08:03	0 WOODS H assist (2)			
07:45				23 JAKIMOVSKI A 3pt FG , jump shot missed
07:42	24 GRAHAM J defensive rebound (7)			
07:24	0 WOODS H foul drawn (4)			23 JAKIMOVSKI A foul shooting (2 - 5)
07:24	Timeout media			
07:24				4 KUNC A substitution out
07:24				22 RAPP R substitution out
07:24				23 JAKIMOVSKI A substitution out
07:24				0 ABOGIDI E substitution in
07:24				11 RODMAN D substitution in
07:24				24 WILLIAMS N substitution in
07:24	0 WOODS H free throw 1 - 3 made (6)	<b>54-47</b>	<b>7</b>	
07:24	0 WOODS H free throw 2 - 3 made (7)	<b>55-47</b>	<b>8</b>	
07:24	0 WOODS H free throw 3 - 3 made (8)	<b>56-47</b>	<b>9</b>	
07:24	0 WOODS H substitution out			
07:24	24 GRAHAM J substitution out			
07:24	11 VERGE JR. A substitution in			
07:24	21 OSTEN C substitution in			
07:12	21 OSTEN C foul shooting (4 - 3)			5 BAMBA T foul drawn (1)



**Washington St. at Arizona St.**

02/28/21 Desert Financial Arena, Tempe  
2020-21 Men's Basketball

Officials: Chris Rastatter, Deldre Carr, Ryan McDaniel

Game Time	ASU	Score	Diff	WSU
07:12		<b>56-48</b>	<b>8</b>	5 BAMBA T free throw 1 - 2 made (4)
07:12		<b>56-49</b>	<b>7</b>	5 BAMBA T free throw 2 - 2 made (5)
06:56	1 MARTIN R 2pt FG outside the paint, pull up jump shot missed			
06:52	1 MARTIN R offensive rebound (3)			
06:50	1 MARTIN R 2pt FG second chance in the paint, jump shot missed			
06:47				21 JACKSON D defensive rebound (7)
06:44		<b>56-51</b>	<b>5</b>	5 BAMBA T 2pt FG fast break in the paint, layup made (7)
06:44				24 WILLIAMS N assist (4)
06:29	1 MARTIN R foul drawn (2)			11 RODMAN D foul shooting (1 - 6)
06:29	1 MARTIN R free throw 1 - 3 made (14)	<b>57-51</b>	<b>6</b>	
06:29	1 MARTIN R free throw 2 - 3 made (15)	<b>58-51</b>	<b>7</b>	
06:29	1 MARTIN R free throw 3 - 3 missed			
06:29				21 JACKSON D defensive rebound (8)
06:05	10 HOUSE J steal (2)			5 BAMBA T turnover bad pass (1)
06:01	10 HOUSE J 2pt FG fast break from turnover in the paint, driving layup made (7)	<b>60-51</b>	<b>9</b>	
05:48	10 HOUSE J substitution out			
05:48	0 WOODS H substitution in			
05:39		<b>60-53</b>	<b>7</b>	21 JACKSON D 2pt FG outside the paint, jump shot made (11)
05:39				24 WILLIAMS N assist (5)
05:16	0 WOODS H 3pt FG , jump shot missed			
05:12	11 VERGE JR. A offensive rebound (6)			
05:12				0 ABOGIDI E substitution out
05:12				4 KUNC A substitution in
05:09	1 MARTIN R 3pt FG second chance, jump shot missed			
05:04				24 WILLIAMS N defensive rebound (2)
04:45		<b>60-56</b>	<b>4</b>	5 BAMBA T 3pt FG , jump shot made (10)
04:45				24 WILLIAMS N assist (6)
04:25	4 LAWRENCE K 2pt FG in the paint, jump shot made (10)	<b>62-56</b>	<b>6</b>	
04:25	11 VERGE JR. A assist (8)			
03:55	0 WOODS H foul personal (1 - 4)			24 WILLIAMS N foul drawn (4)
03:55	Timeout media			
03:55	0 WOODS H substitution out			
03:55	21 OSTEN C substitution out			
03:55	10 HOUSE J substitution in			
03:55	24 GRAHAM J substitution in			
03:49	11 VERGE JR. A foul shooting (2 - 5)			24 WILLIAMS N foul drawn (5)
03:49		<b>62-57</b>	<b>5</b>	24 WILLIAMS N free throw 1 - 2 made (12)
03:49		<b>62-58</b>	<b>4</b>	24 WILLIAMS N free throw 2 - 2 made (13)
03:35	24 GRAHAM J 2pt FG in the paint, layup missed			
03:32				11 RODMAN D defensive rebound (5)
03:19				24 WILLIAMS N 3pt FG , jump shot missed
03:15	4 LAWRENCE K defensive rebound (5)			
03:02	1 MARTIN R 2pt FG in the paint, jump shot missed			
02:59	24 GRAHAM J offensive rebound (8)			
02:51	1 MARTIN R 3pt FG second chance, jump shot missed			
02:47				5 BAMBA T defensive rebound (2)
02:44		<b>62-60</b>	<b>2</b>	4 KUNC A 2pt FG fast break in the paint, driving layup made (14)

**Washington St. at Arizona St.**02/28/21 Desert Financial Arena, Tempe  
2020-21 Men's Basketball

Officials: Chris Rastatter, Deldre Carr, Ryan McDaniel

Game Time	ASU	Score	Diff	WSU
02:44				5 BAMBA T assist (2)
02:44	1 MARTIN R foul shooting (2 - 6)			4 KUNC A foul drawn (1)
02:44		<b>62-61</b>	<b>1</b>	4 KUNC A free throw fast break 1 - 1 made (15)
02:30	10 HOUSE J 3pt FG , jump shot made (10)	<b>65-61</b>	<b>4</b>	
02:30	11 VERGE JR. A assist (9)			
02:09	24 GRAHAM J foul shooting (4 - 7)			21 JACKSON D foul drawn (4)
02:09		<b>65-62</b>	<b>3</b>	21 JACKSON D free throw 1 - 2 made (12)
02:09		<b>65-63</b>	<b>2</b>	21 JACKSON D free throw 2 - 2 made (13)
01:55	1 MARTIN R 3pt FG , jump shot missed			
01:51	24 GRAHAM J offensive rebound (9)			
01:32	24 GRAHAM J 2pt FG second chance in the paint, jump shot blocked			
01:32				21 JACKSON D block (2)
01:28				24 WILLIAMS N defensive rebound (3)
01:07				Timeout 60 Sec
01:07		<b>65-65</b>	<b>0</b>	24 WILLIAMS N 2pt FG outside the paint, jump shot made (15)
01:07				11 RODMAN D assist (2)
00:56	Timeout 60 Sec			
00:43	1 MARTIN R foul drawn (3)			24 WILLIAMS N foul personal (5 - 7)
00:43				24 WILLIAMS N substitution out
00:43				22 RAPP R substitution in
00:43	1 MARTIN R 1&1 free throw 1 made (16)	<b>66-65</b>	<b>1</b>	
00:43	1 MARTIN R 1&1 free throw 2 made (17)	<b>67-65</b>	<b>2</b>	
00:30	1 MARTIN R foul personal (3 - 8)			11 RODMAN D foul drawn (2)
00:30		<b>67-66</b>	<b>1</b>	11 RODMAN D 1&1 free throw 1 made (6)
00:30		<b>67-67</b>	<b>0</b>	11 RODMAN D 1&1 free throw 2 made (7)
00:30				Timeout 30 Sec
00:22	Timeout 30 Sec			
00:07	4 LAWRENCE K 2pt FG in the paint, dunk, blocked			
00:07				21 JACKSON D block (3)
00:07				5 BAMBA T defensive rebound (3)
00:02	4 LAWRENCE K steal (2)			5 BAMBA T turnover lost ball (2)
00:02	jump ball situation			
00:00				5 BAMBA T substitution out
00:00				15 MARKOVETSKYY V substitution in
<b>END OF PERIOD</b>				
<b>ASU 67-67 WSU</b>				



Washington St. at Arizona St.

02/28/21 Desert Financial Arena, Tempe  
2020-21 Men's Basketball

Officials: Chris Rastatter, Deldre Carr, Ryan McDaniel

Washington St. - 33

NO.	Name	Min	FG			Rebounds			Fouls		TP	AS	TO	ST	Blocks		+/-
			M-A	M-A	M-A	OR	DR	TOT	PF	FD					BS	BA	
0	Efe Abogidi	F 04:01	0-0	0-0	0-0	1	0	1	0	0	0	0	1	0	1	0	-3
4	Aljaz Kunc	F 17:48	3-5	1-3	1-1	0	4	4	0	1	8	0	0	1	0	0	1
23	Andrej Jakimovski	F 02:32	0-1	0-1	0-0	0	0	0	1	0	0	0	0	0	0	0	-5
5	TJ Bamba	G 11:12	2-2	1-1	2-2	0	3	3	0	1	7	1	2	0	0	0	-1
24	Noah Williams	G 13:33	3-5	0-1	2-2	0	2	2	3	3	8	4	0	1	0	1	9
2	Myles Warren	03:11	0-2	0-0	0-0	0	1	1	1	0	0	1	0	0	0	1	-4
21	Dishon Jackson	18:11	2-3	0-0	4-4	0	2	2	1	2	8	0	2	0	3	1	2
22	Ryan Rapp	12:04	0-2	0-1	0-0	0	0	0	0	0	0	1	2	0	0	0	-4
11	DJ Rodman	17:28	0-1	0-0	2-2	0	2	2	1	1	2	1	1	1	0	0	5
15	Volodymyr Markovetsky	00:00	0-0	0-0	0-0	0	0	0	0	0	0	0	0	0	0	0	0
Team						1	0	1			0		1				
<b>Totals</b>			10-21	2-7	11-11	2	14	16	7	8	33	8	9	3	4	3	0

Shooting By Period		
2 <sup>nd</sup> FG%	10-21	47.6%
3PT%	2-7	28.6%
FT%	11-11	100%
GM FG%	10-21	47.6%
3PT%	2-7	28.6%
FT%	11-11	100.0%

Dead Ball Rebounds: 0, 0

Technical Fouls::NONE

Arizona St. - 33

NO.	Name	Min	FG			Rebounds			Fouls		TP	AS	TO	ST	Blocks		+/-
			M-A	M-A	M-A	OR	DR	TOT	PF	FD					BS	BA	
4	Kimani Lawrence	F 20:00	1-5	0-0	0-0	1	2	3	0	0	2	1	2	1	0	1	0
24	Jalen Graham	F 14:03	1-4	0-0	0-0	2	2	4	2	0	2	0	0	0	2	2	4
0	Holland Woods	G 10:39	1-2	0-1	3-3	0	0	0	1	2	5	1	0	1	0	0	2
1	Remy Martin	G 18:44	2-10	0-5	6-7	1	0	1	2	3	10	0	2	0	0	0	-2
11	Alonzo Verge Jr.	G 17:28	1-4	0-0	2-2	2	2	4	1	1	4	2	1	1	0	1	-8
21	Chris Osten	05:57	0-0	0-0	0-0	0	0	0	1	1	0	0	0	0	1	0	-4
10	Jaelen House	13:09	4-5	2-3	0-0	0	1	1	1	0	10	0	0	2	0	0	8
Team						1	2	3			0		0				
<b>Totals</b>			10-30	2-9	11-12	7	9	16	8	7	33	4	5	5	3	4	0

Shooting By Period		
2 <sup>nd</sup> FG%	10-30	33.3%
3PT%	2-9	22.2%
FT%	11-12	91.7%
GM FG%	10-30	33.3%
3PT%	2-9	22.2%
FT%	11-12	91.7%

Dead Ball Rebounds: 0, 0

Technical Fouls::NONE

	WSU	ASU
Biggest lead	5 (2 <sup>nd</sup> 17:53)	9 (2 <sup>nd</sup> 7:24)
Best Scoring Run	7(2 <sup>nd</sup> 17:53)	14(2 <sup>nd</sup> 7:24)
Lead Changes	3	
Times Tied	3	
Time with Lead	07:12	10:50

Points from	WSU	ASU
Turnovers	4	9
Paint	12	14
Second Chance	2	2
Fast Breaks	7	7
Bench	10	10

	Period by Period Scoring			
	1st	2nd	OT1	TOT
WSU	34	33	7	74
ASU	34	33	10	77



**Overtime 1**

**Quarter Starters:**

<b>ASU</b>	1 Martin R	4 Lawrence K	10 House J	11 Verge Jr. A	24 Graham J
<b>WSU</b>	4 Kunc A	5 Bamba T	11 Rodman D	21 Jackson D	22 Rapp R

Game Time	ASU	Score	Diff	WSU
05:00				15 MARKOVETSKYY V substitution out
05:00				5 BAMBA T substitution in
05:00	24 GRAHAM J jumpball won			21 JACKSON D jumpball lost
04:42	4 LAWRENCE K 2pt FG in the paint, layup made (12)	<b>69-67</b>	<b>2</b>	
04:42	1 MARTIN R assist (1)			
04:23	1 MARTIN R foul shooting (4 - 9)			11 RODMAN D foul drawn (3)
04:23				11 RODMAN D free throw 1 - 2 missed
04:23				offensive dead ball rebound (2)
04:23		<b>69-68</b>	<b>1</b>	11 RODMAN D free throw 2 - 2 made (8)
04:11	1 MARTIN R 3pt FG , pull up jump shot made (20)	<b>72-68</b>	<b>4</b>	
03:53	11 VERGE JR. A foul personal (3 - 10)			11 RODMAN D foul drawn (4)
03:53		<b>72-69</b>	<b>3</b>	11 RODMAN D free throw 1 - 2 made (9)
03:53		<b>72-70</b>	<b>2</b>	11 RODMAN D free throw 2 - 2 made (10)
03:43	11 VERGE JR. A turnover bad pass (4)			21 JACKSON D steal (2)
03:20				22 RAPP R 2pt FG from turnover in the paint, layup missed
03:19	24 GRAHAM J defensive rebound (10)			
03:19	24 GRAHAM J foul drawn (5)			21 JACKSON D foul personal (2 - 8)
03:19	24 GRAHAM J 1&1 free throw 1 missed			
03:19	offensive rebound (34)			
03:12	1 MARTIN R 2pt FG second chance outside the paint, jump shot missed			
03:09				21 JACKSON D defensive rebound (9)
02:52				21 JACKSON D 2pt FG in the paint, jump shot missed
02:49				11 RODMAN D offensive rebound (6)
02:44		<b>72-72</b>	<b>0</b>	5 BAMBA T 2pt FG second chance in the paint, driving layup made (12)
02:24	11 VERGE JR. A 2pt FG in the paint, driving layup missed			
02:24				defensive rebound (40)
01:55				11 RODMAN D 2pt FG outside the paint, jump shot missed
01:52	24 GRAHAM J defensive rebound (11)			
01:32	4 LAWRENCE K 2pt FG in the paint, layup made (14)	<b>74-72</b>	<b>2</b>	
01:32	1 MARTIN R assist (2)			
01:32	4 LAWRENCE K foul drawn (1)			4 KUNC A foul shooting (2 - 9)
01:32	4 LAWRENCE K free throw 1 - 1 missed			
01:32				11 RODMAN D defensive rebound (7)
01:11				11 RODMAN D 3pt FG , jump shot missed
01:08				5 BAMBA T offensive rebound (4)
01:08		<b>74-74</b>	<b>0</b>	5 BAMBA T 2pt FG second chance in the paint, layup made (14)
00:45	11 VERGE JR. A turnover bad pass (5)			
00:20				11 RODMAN D 2pt FG from turnover outside the paint, jump shot missed
00:16	24 GRAHAM J defensive rebound (12)			
00:10	Timeout 30 Sec			
00:10				Timeout media



Official Basketball Play by Play - 1st OT  
**Washington St. at Arizona St.**  
02/28/21 Desert Financial Arena, Tempe  
2020-21 Men's Basketball

**Game Time:** 2:00 AM  
**Game Duration:** 2:08

**Officials:** Chris Rastatter, Deldre Carr, Ryan McDaniel

Game Time	ASU	Score	Diff	WSU
00:00	1 MARTIN R 3pt FG , jump shot made (23)	77-74	3	
<b>END OF GAME</b>				
<b>ASU 77-74 WSU</b>				



Official Basketball Box Score - 1st OT  
**Washington St. at Arizona St.**  
 02/28/21 Desert Financial Arena, Tempe  
 2020-21 Men's Basketball

Game Time: 2:00 AM  
 Game Duration: 2:08

Officials: Chris Rastatter, Deldre Carr, Ryan McDaniel

Washington St. - 7

NO.	Name	Min	FG			3P			FT			Rebounds			Fouls		TP	AS	TO	ST	Blocks		+/-
			M-A	M-A	M-A	OR	DR	TOT	PF	FD	OR	DR	TOT	BS	BA								
0	Efe Abogidi	F 00:00	0-0	0-0	0-0	0	0	0	0	0	0	0	0	0	0	0	0	0	0	0	0	0	0
4	Aljaz Kunc	F 05:00	0-0	0-0	0-0	0	0	0	1	0	0	0	0	0	0	0	0	0	0	0	0	0	-3
23	Andrej Jakimovski	F 00:00	0-0	0-0	0-0	0	0	0	0	0	0	0	0	0	0	0	0	0	0	0	0	0	0
5	TJ Bamba	G 05:00	2-2	0-0	0-0	1	0	1	0	0	4	0	0	0	0	0	0	0	0	0	0	0	-3
24	Noah Williams	G 00:00	0-0	0-0	0-0	0	0	0	0	0	0	0	0	0	0	0	0	0	0	0	0	0	0
11	DJ Rodman	05:00	0-3	0-1	3-4	1	1	2	0	2	3	0	0	0	0	0	0	0	0	0	0	0	-3
15	Volodymyr Markovetsky	00:00	0-0	0-0	0-0	0	0	0	0	0	0	0	0	0	0	0	0	0	0	0	0	0	0
21	Dishon Jackson	05:00	0-1	0-0	0-0	0	1	1	1	0	0	0	0	0	0	0	0	1	0	0	0	0	-3
22	Ryan Rapp	05:00	0-1	0-0	0-0	0	0	0	0	0	0	0	0	0	0	0	0	0	0	0	0	0	-3
Team						0	1	1			0			0									
<b>Totals</b>			2-7	0-1	3-4	2	3	5	2	2	7	0	0	1	0	0							-3

Shooting By Period		
OT FG%	2-7	28.6%
3PT%	0-1	0.0%
FT%	3-4	75%
GM FG%	2-7	28.6%
3PT%	0-1	0.0%
FT%	3-4	75.0%

Dead Ball Rebounds: 1, 0

Technical Fouls::NONE

Arizona St. - 10

NO.	Name	Min	FG			3P			FT			Rebounds			Fouls		TP	AS	TO	ST	Blocks		+/-
			M-A	M-A	M-A	OR	DR	TOT	PF	FD	OR	DR	TOT	BS	BA								
4	Kimani Lawrence	F 05:00	2-2	0-0	0-1	0	0	0	0	1	4	0	0	0	0	0	0	0	0	0	0	0	3
24	Jalen Graham	F 05:00	0-0	0-0	0-1	0	3	3	0	1	0	0	0	0	0	0	0	0	0	0	0	0	3
0	Holland Woods	G 00:00	0-0	0-0	0-0	0	0	0	0	0	0	0	0	0	0	0	0	0	0	0	0	0	0
1	Remy Martin	G 05:00	2-3	2-2	0-0	0	0	0	1	0	6	2	0	0	0	0	0	0	0	0	0	0	3
11	Alonzo Verge Jr.	G 05:00	0-1	0-0	0-0	0	0	0	1	0	0	0	0	2	0	0	0	0	0	0	0	0	3
10	Jaelen House	05:00	0-0	0-0	0-0	0	0	0	0	0	0	0	0	0	0	0	0	0	0	0	0	0	3
Team						1	0	1			0			0									
<b>Totals</b>			4-6	2-2	0-2	1	3	4	2	2	10	2	2	0	0	0	0	0	0	0	0	0	3

Shooting By Period		
OT FG%	4-6	66.7%
3PT%	2-2	100.0%
FT%	0-2	0%
GM FG%	4-6	66.7%
3PT%	2-2	100.0%
FT%	0-2	0.0%

Dead Ball Rebounds: 0, 0

Technical Fouls::NONE

	WSU	ASU
Biggest lead	0 (1 <sup>st</sup> 20:00)	4 (1 <sup>st</sup> OT 4:11)
Best Scoring Run	4 (1 <sup>st</sup> OT 2:44)	3 (1 <sup>st</sup> OT 4:11)
Lead Changes	1	
Times Tied	2	
Time with Lead	00:00	02:22

Points from	WSU	ASU
Turnovers	0	0
Paint	4	4
Second Chance	4	0
Fast Breaks	0	0
Bench	3	0

Period by Period Scoring				
	1st	2nd	OT1	TOT
WSU	34	33	7	74
ASU	34	33	10	77



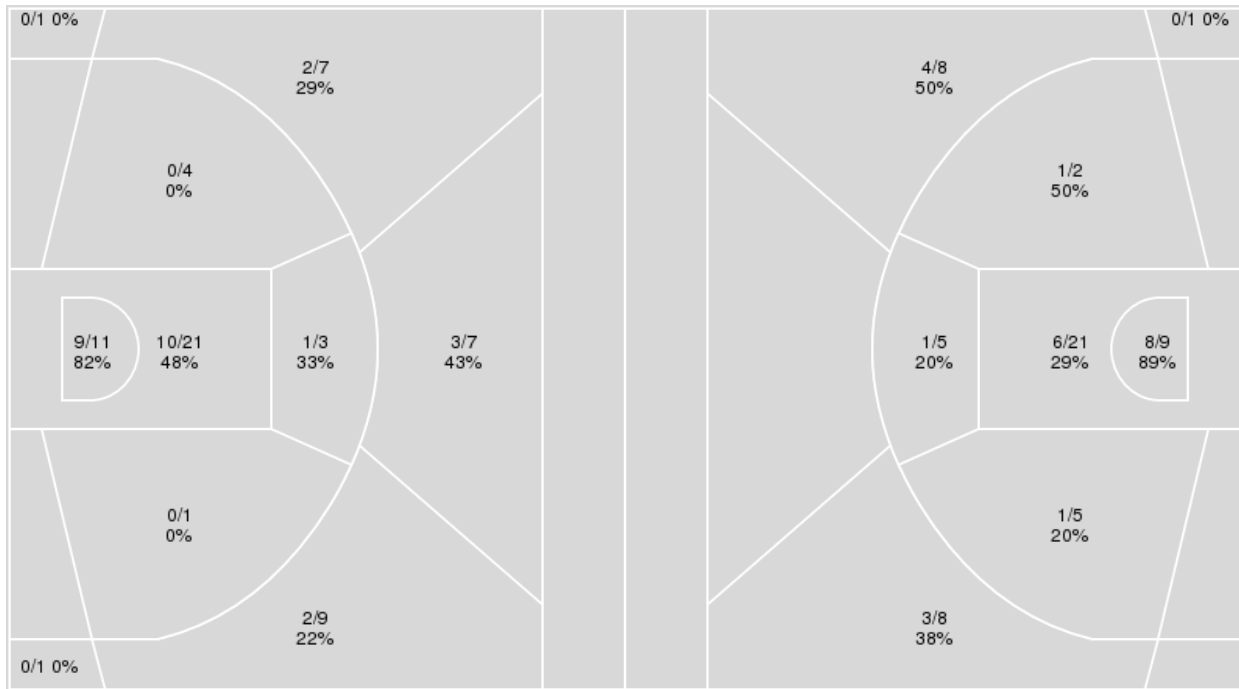
**Officials:** Chris Rastatter, Deldre Carr, Ryan McDaniel

{ Players => 0, 1, 2, 3, 4, 10, 11, 12, 13, 14, 15, 20, 21, 23, 24, 30, 35, 41, 51; } FG Types => All; Results => All;

{ Players => 0, 2, 3, 4, 5, 10, 11, 13, 15, 21, 22, 23, 24, 32, 33; } FG Types => All; Results => All;

**Arizona St.**

**Washington St.**



Arizona St.	M/A	%
Field Goals	27/65	42
2 Points	20/40	50
3 Points	7/25	28
Free Throws	16/21	76

Washington St.	M/A	%
Field Goals	24/59	41
2 Points	17/42	40
3 Points	7/17	41
Free Throws	19/21	90



**Washington St. at Arizona St.**

02/28/21 Desert Financial Arena, Tempe  
2020-21 Men's Basketball

Officials: Chris Rastatter, Deldre Carr, Ryan McDaniel

**Washington St.**

No	Name	Mins		Score		Points Diff		Points per Min		Assists		Rebounds		Steals		Turnovers	
		On	Off	On	Off	On	Off	On	Off	On	Off	On	Off	On	Off	On	Off
0	Efe Abogidi	15:25	29:35	22 - 36	52 - 41	-14	11	1.43	1.76	7	8	12	30	2	5	8	8
2	Myles Warren	06:04	38:56	10 - 15	64 - 62	-5	2	1.65	1.64	3	12	5	37	2	5	4	12
4	Aljaz Kunc	37:41	07:19	61 - 61	13 - 16	0	-3	1.62	1.78	12	3	36	6	5	2	13	3
5	TJ Bamba	26:44	18:16	40 - 56	34 - 21	-16	13	1.50	1.86	9	6	20	22	3	4	8	8
11	DJ Rodman	36:06	08:54	69 - 56	5 - 21	13	-16	1.91	0.56	13	2	36	6	7	0	13	3
15	Volodymyr Markovetsky	03:20	41:40	5 - 6	69 - 71	-1	-2	1.50	1.66	2	13	2	40	0	7	0	16
21	Dishon Jackson	37:17	07:43	65 - 58	9 - 19	7	-10	1.74	1.17	11	4	38	4	7	0	11	5
22	Ryan Rapp	28:22	16:38	45 - 40	29 - 37	5	-8	1.59	1.74	7	8	32	10	5	2	10	6
23	Andrej Jakimovski	06:21	38:39	1 - 14	73 - 63	-13	10	0.16	1.89	0	15	5	37	0	7	4	12
24	Noah Williams	27:40	17:20	52 - 43	22 - 34	9	-12	1.88	1.27	11	4	24	18	4	3	9	7

**Arizona St.**

No	Name	Mins		Score		Points Diff		Points per Min		Assists		Rebounds		Steals		Turnovers	
		On	Off	On	Off	On	Off	On	Off	On	Off	On	Off	On	Off	On	Off
0	Holland Woods	28:14	16:46	48 - 48	29 - 26	0	3	1.70	1.73	13	4	21	15	5	3	9	2
1	Remy Martin	41:14	03:46	75 - 70	2 - 4	5	-2	1.82	0.53	17	0	33	3	8	0	11	0
4	Kimani Lawrence	43:34	01:26	74 - 74	3 - 0	0	3	1.70	2.09	16	1	34	2	8	0	11	0
10	Jaalen House	29:17	15:43	46 - 46	31 - 28	0	3	1.57	1.97	7	10	24	12	4	4	3	8
11	Alonzo Verge Jr.	41:26	03:34	69 - 72	8 - 2	-3	6	1.67	2.24	16	1	31	5	7	1	11	0
21	Chris Osten	11:38	33:22	15 - 20	62 - 54	-5	8	1.29	1.86	3	14	9	27	2	6	4	7
24	Jalen Graham	29:37	15:23	58 - 40	19 - 34	18	-15	1.96	1.24	13	4	28	8	6	2	6	5

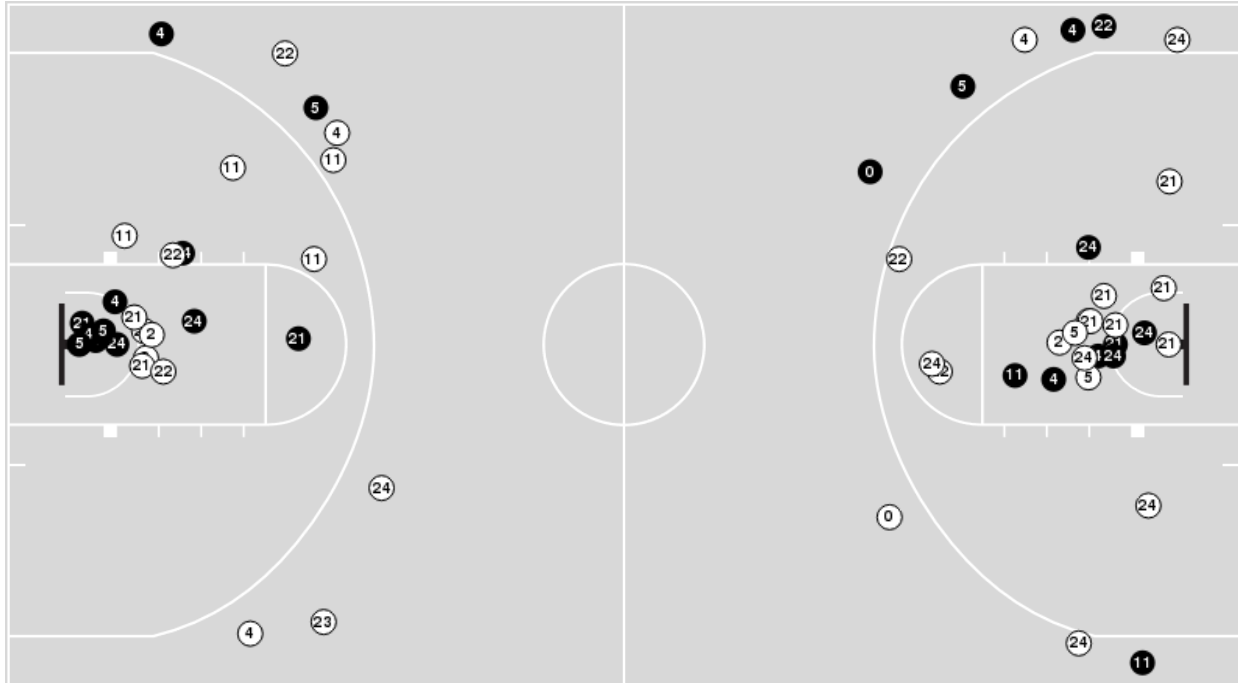


Officials: Chris Rastatter, Deldre Carr, Ryan McDaniel

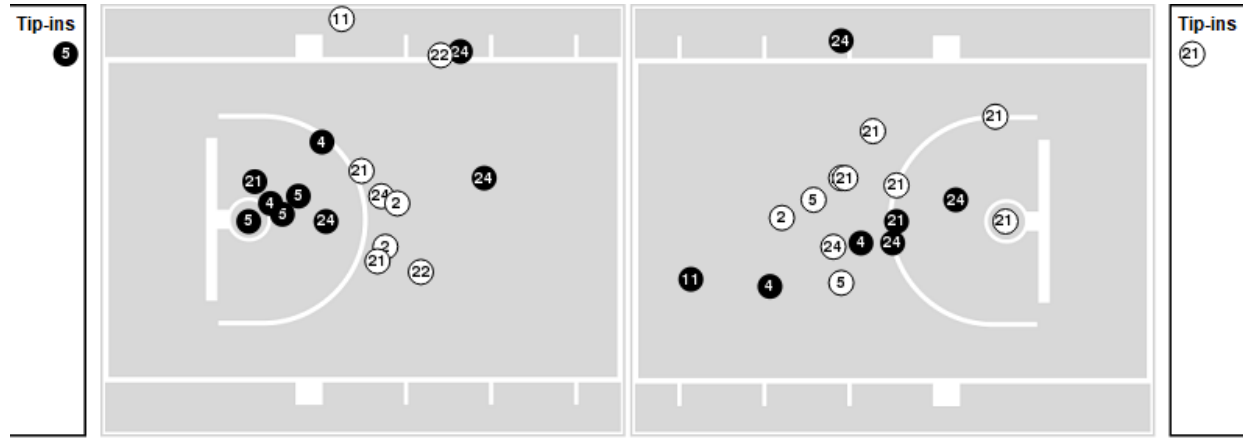
Players => 0, 2, 3, 4, 5, 10, 11, 13, 15, 21, 22, 23, 24, 32, 33FG Types=>AllResults=>All

**Washington St.**

**All Field Goals**



**Blow Up Chart**



● Made    ○ Missed    N - Player Number

Washington St.	M/A	%
Field Goals	24/59	41
2 Points	17/42	40
3 Points	7/17	41
Free Throws	19/21	90

Washington St.	M/A	%
Points in the Paint	28 (14 / 30)	47
Fast Break Points	7 (4/4)	100
Second Chance Points	13 (7/13)	54
Effective FG%	47	

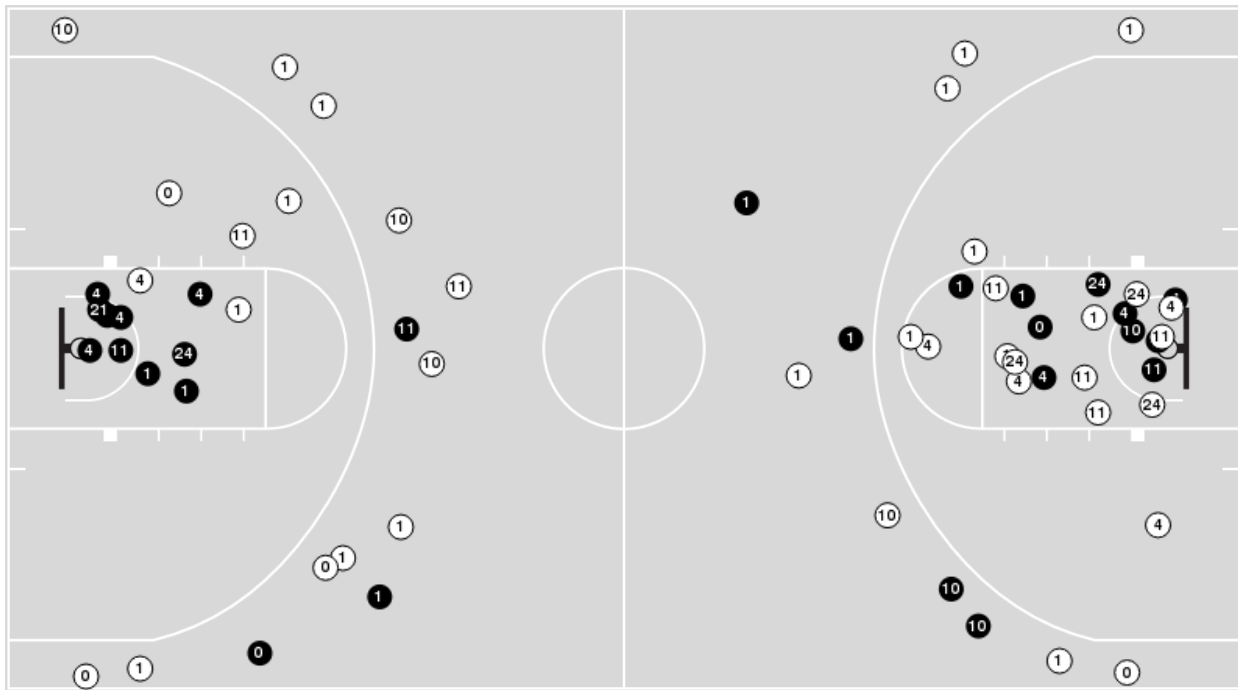


Officials: Chris Rastatter, Deldre Carr, Ryan McDaniel

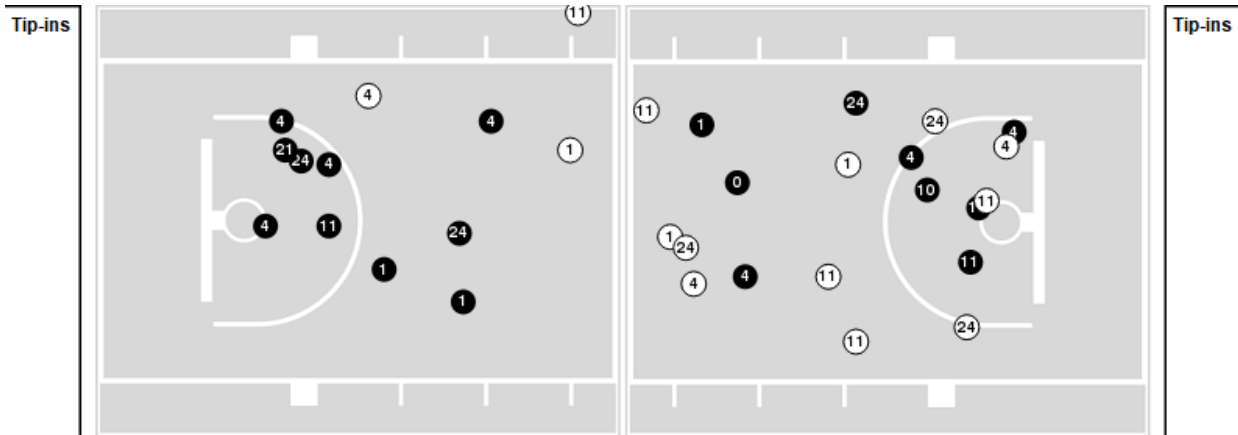
Players => 0, 1, 2, 3, 4, 10, 11, 12, 13, 14, 15, 20, 21, 23, 24, 30, 35, 41, 51 FG Types=>All Results=>All

**Arizona St.**

**All Field Goals**



**Blow Up Chart**



● Made ○ Missed N - Player Number

Arizona St.	M/A	%
Field Goals	27/65	42
2 Points	20/40	50
3 Points	7/25	28
Free Throws	16/21	76

Arizona St.	M/A	%
Points in the Paint	38 (19 / 32)	59
Fast Break Points	18 (8/8)	100
Second Chance Points	6 (4/13)	31
Effective FG%	47	



**Washington St. at Arizona St.**

02/28/21 Desert Financial Arena, Tempe  
2020-21 Men's Basketball

Officials: Chris Rastatter, Deldre Carr, Ryan McDaniel

**Washington St.**

Lineup	Quarter On	Time On	Quarter Off	Time Off	Time on Court	Score	Score Diff	Reb	Stl	Tov	Ass	PPP
0- Abogidi E/ 4- Kunc A/ 5- Bamba T/ 23- Jakimovski A/ 24- Williams N/	1	20:00	1	18:09	01:51	0-7	-7	0	0	1	0	0.0000
0- Abogidi E/ 4- Kunc A/ 5- Bamba T/ 11- Rodman D/ 24- Williams N/	1	18:09	1	17:26	00:43	2-2	0	0	0	1	1	1.0000
0- Abogidi E/ 5- Bamba T/ 11- Rodman D/ 21- Jackson D/ 24- Williams N/	1	17:26	1	14:59	02:27	3-5	-2	2	1	1	1	0.7500
0- Abogidi E/ 11- Rodman D/ 21- Jackson D/ 22- Rapp R/ 24- Williams N/	1	14:59	1	14:04	00:55	0-0	0	2	0	0	0	0.0000
4- Kunc A/ 11- Rodman D/ 21- Jackson D/ 22- Rapp R/ 24- Williams N/	1	14:04	1	12:37	01:27	5-0	5	3	0	0	0	2.0492
4- Kunc A/ 11- Rodman D/ 21- Jackson D/ 22- Rapp R/ 23- Jakimovski A/	1	12:37	1	11:27	01:10	1-0	1	3	0	1	0	0.4098
4- Kunc A/ 5- Bamba T/ 21- Jackson D/ 23- Jakimovski A/ 24- Williams N/	1	11:27	1	10:39	00:48	0-2	-2	0	0	1	0	0.0000
0- Abogidi E/ 4- Kunc A/ 5- Bamba T/ 15- Markovetsky V/ 22- Rapp R/	1	10:39	1	08:49	01:50	2-2	0	2	0	0	1	1.0000
0- Abogidi E/ 2- Warren M/ 4- Kunc A/ 5- Bamba T/ 15- Markovetsky V/	1	08:49	1	07:19	01:30	3-4	-1	0	0	0	1	1.0000
0- Abogidi E/ 2- Warren M/ 4- Kunc A/ 5- Bamba T/ 21- Jackson D/	1	07:19	1	06:56	00:23	0-1	-1	2	0	0	0	0.0000
0- Abogidi E/ 2- Warren M/ 5- Bamba T/ 11- Rodman D/ 21- Jackson D/	1	06:56	1	05:56	01:00	3-2	1	0	1	1	0	1.2295
0- Abogidi E/ 11- Rodman D/ 21- Jackson D/ 22- Rapp R/ 24- Williams N/	1	05:56	1	05:11	00:45	1-2	-1	0	0	0	0	2.2727
4- Kunc A/ 11- Rodman D/ 21- Jackson D/ 22- Rapp R/ 24- Williams N/	1	05:11	2	15:36	09:35	23-11	12	9	3	3	4	1.5013
2- Warren M/ 4- Kunc A/ 11- Rodman D/ 21- Jackson D/ 22- Rapp R/	2	15:36	2	14:14	01:22	2-4	-2	1	1	0	1	1.0000
0- Abogidi E/ 2- Warren M/ 4- Kunc A/ 11- Rodman D/ 22- Rapp R/	2	14:14	2	12:25	01:49	2-4	-2	2	0	3	1	0.5000
4- Kunc A/ 11- Rodman D/ 21- Jackson D/ 22- Rapp R/ 24- Williams N/	2	12:25	2	11:12	01:13	0-0	0	2	0	1	0	0.0000
4- Kunc A/ 5- Bamba T/ 11- Rodman D/ 21- Jackson D/ 24- Williams N/	2	11:12	2	09:56	01:16	0-2	-2	0	0	0	0	0.0000
4- Kunc A/ 5- Bamba T/ 21- Jackson D/ 22- Rapp R/ 23- Jakimovski A/	2	09:56	2	07:24	02:32	0-5	-5	2	0	1	0	0.0000
0- Abogidi E/ 5- Bamba T/ 11- Rodman D/ 21- Jackson D/ 24- Williams N/	2	07:24	2	05:12	02:12	6-7	-1	2	0	1	2	1.5464
4- Kunc A/ 5- Bamba T/ 11- Rodman D/ 21- Jackson D/ 24- Williams N/	2	05:12	2	00:43	04:28	12-5	7	4	0	0	3	1.9355
4- Kunc A/ 5- Bamba T/ 11- Rodman D/ 21- Jackson D/ 22- Rapp R/	2	00:43	2	00:00	00:44	2-2	0	1	0	1	0	1.0638
4- Kunc A/ 11- Rodman D/ 15- Markovetsky V/ 21- Jackson D/ 22- Rapp R/	2	00:00	OT1	05:00	00:00	0-0	0	0	0	0	0	0.0000
4- Kunc A/ 5- Bamba T/ 11- Rodman D/ 21- Jackson D/ 22- Rapp R/	OT1	05:00	OT1	00:00	05:00	7-10	-3	5	1	0	0	1.0355



**Washington St. at Arizona St.**

02/28/21 Desert Financial Arena, Tempe  
2020-21 Men's Basketball

Officials: Chris Rastatter, Deldre Carr, Ryan McDaniel

**Arizona St.**

Lineup	Quarter On	Time On	Quarter Off	Time Off	Time on Court	Score	Score Diff	Reb	Stl	Tov	Ass	PPP
0- Woods H/ 1- Martin R/ 4- Lawrence K/ 11- Verge Jr. A/ 24- Graham J/	1	20:00	1	14:59	05:01	14-5	9	6	2	2	5	1.4170
0- Woods H/ 1- Martin R/ 4- Lawrence K/ 10- House J/ 24- Graham J/	1	14:59	1	13:57	01:02	0-2	-2	2	0	0	0	0.0000
0- Woods H/ 4- Lawrence K/ 10- House J/ 11- Verge Jr. A/ 21- Osten C/	1	13:57	1	11:27	02:30	0-4	-4	1	0	0	0	0.0000
1- Martin R/ 10- House J/ 11- Verge Jr. A/ 21- Osten C/ 24- Graham J/	1	11:27	1	10:01	01:26	3-0	3	2	0	0	1	1.2295
1- Martin R/ 4- Lawrence K/ 10- House J/ 11- Verge Jr. A/ 24- Graham J/	1	10:01	1	09:02	00:59	1-2	-1	2	0	0	0	2.2727
0- Woods H/ 1- Martin R/ 4- Lawrence K/ 11- Verge Jr. A/ 24- Graham J/	1	09:02	1	06:56	02:06	5-3	2	2	0	0	2	1.5060
0- Woods H/ 1- Martin R/ 4- Lawrence K/ 11- Verge Jr. A/ 21- Osten C/	1	06:56	1	05:11	01:45	4-4	0	0	1	1	1	1.3333
0- Woods H/ 1- Martin R/ 4- Lawrence K/ 10- House J/ 11- Verge Jr. A/	1	05:11	2	20:00	05:11	7-14	-7	1	0	1	2	1.0000
0- Woods H/ 1- Martin R/ 4- Lawrence K/ 11- Verge Jr. A/ 24- Graham J/	2	20:00	2	17:15	02:45	4-8	-4	0	1	2	1	0.8000
0- Woods H/ 1- Martin R/ 4- Lawrence K/ 11- Verge Jr. A/ 21- Osten C/	2	17:15	2	15:02	02:13	2-3	-1	3	0	3	0	0.4098
1- Martin R/ 4- Lawrence K/ 10- House J/ 11- Verge Jr. A/ 21- Osten C/	2	15:02	2	14:47	00:15	0-0	0	1	0	0	0	0.0000
1- Martin R/ 4- Lawrence K/ 10- House J/ 11- Verge Jr. A/ 24- Graham J/	2	14:47	2	11:12	03:35	6-2	4	2	1	0	0	1.0204
0- Woods H/ 4- Lawrence K/ 10- House J/ 11- Verge Jr. A/ 24- Graham J/	2	11:12	2	09:56	01:16	2-0	2	2	0	0	0	2.0000
0- Woods H/ 1- Martin R/ 4- Lawrence K/ 10- House J/ 24- Graham J/	2	09:56	2	07:24	02:32	8-0	8	3	1	0	1	1.5038
1- Martin R/ 4- Lawrence K/ 10- House J/ 11- Verge Jr. A/ 21- Osten C/	2	07:24	2	05:48	01:36	4-4	0	1	1	0	0	1.2048
0- Woods H/ 1- Martin R/ 4- Lawrence K/ 11- Verge Jr. A/ 21- Osten C/	2	05:48	2	03:55	01:53	2-5	-3	1	0	0	1	1.0000
1- Martin R/ 4- Lawrence K/ 10- House J/ 11- Verge Jr. A/ 24- Graham J/	2	03:55	OT1	00:00	08:55	15-18	-3	7	1	2	3	1.0901



**Washington St. at Arizona St.**

02/28/21 Desert Financial Arena, Tempe  
2020-21 Men's Basketball

Officials: Chris Rastatter, Deldre Carr, Ryan McDaniel

**Washington St.**

Lineup	Time	Score	Score Diff	Pts/Min	Reb	Stl	Tov	Ass	PPP
4- Kunc A/ 11- Rodman D/ 21- Jackson D/ 22- Rapp R/ 24- Williams N/	12:15	28-11	17	2.2857	14	3	4	4	1.4170
4- Kunc A/ 5- Bamba T/ 11- Rodman D/ 21- Jackson D/ 24- Williams N/	05:44	12-7	5	2.0930	4	0	0	3	1.6667
4- Kunc A/ 5- Bamba T/ 11- Rodman D/ 21- Jackson D/ 22- Rapp R/	05:44	9-12	-3	1.5698	6	1	1	0	1.0417
0- Abogidi E/ 5- Bamba T/ 11- Rodman D/ 21- Jackson D/ 24- Williams N/	04:39	9-12	-3	1.9355	4	1	2	3	1.1421
4- Kunc A/ 5- Bamba T/ 21- Jackson D/ 22- Rapp R/ 23- Jakimovski A/	02:32	0-5	-5	0.0000	2	0	1	0	0.0000
0- Abogidi E/ 4- Kunc A/ 5- Bamba T/ 23- Jakimovski A/ 24- Williams N/	01:51	0-7	-7	0.0000	0	0	1	0	0.0000
0- Abogidi E/ 4- Kunc A/ 5- Bamba T/ 15- Markovetsky V/ 22- Rapp R/	01:50	2-2	0	1.0909	2	0	0	1	1.0000
0- Abogidi E/ 2- Warren M/ 4- Kunc A/ 11- Rodman D/ 22- Rapp R/	01:49	2-4	-2	1.1009	2	0	3	1	0.5000
0- Abogidi E/ 11- Rodman D/ 21- Jackson D/ 22- Rapp R/ 24- Williams N/	01:40	1-2	-1	0.6000	2	0	0	0	0.4098
0- Abogidi E/ 2- Warren M/ 4- Kunc A/ 5- Bamba T/ 15- Markovetsky V/	01:30	3-4	-1	2.0000	0	0	0	1	1.0000
2- Warren M/ 4- Kunc A/ 11- Rodman D/ 21- Jackson D/ 22- Rapp R/	01:22	2-4	-2	1.4634	1	1	0	1	1.0000
4- Kunc A/ 11- Rodman D/ 21- Jackson D/ 22- Rapp R/ 23- Jakimovski A/	01:10	1-0	1	0.8571	3	0	1	0	0.4098
0- Abogidi E/ 2- Warren M/ 5- Bamba T/ 11- Rodman D/ 21- Jackson D/	01:00	3-2	1	3.0000	0	1	1	0	1.2295
4- Kunc A/ 5- Bamba T/ 21- Jackson D/ 23- Jakimovski A/ 24- Williams N/	00:48	0-2	-2	0.0000	0	0	1	0	0.0000
0- Abogidi E/ 4- Kunc A/ 5- Bamba T/ 11- Rodman D/ 24- Williams N/	00:43	2-2	0	2.7907	0	0	1	1	1.0000
0- Abogidi E/ 2- Warren M/ 4- Kunc A/ 5- Bamba T/ 21- Jackson D/	00:23	0-1	-1	0.0000	2	0	0	0	0.0000
4- Kunc A/ 11- Rodman D/ 15- Markovetsky V/ 21- Jackson D/ 22- Rapp R/	00:00	0-0	0	NaN	0	0	0	0	0.0000



**Washington St. at Arizona St.**

02/28/21 Desert Financial Arena, Tempe  
2020-21 Men's Basketball

Officials: Chris Rastatter, Deldre Carr, Ryan McDaniel

**Arizona St.**

Lineup	Time	Score	Score Diff	Pts/Min	Reb	Stl	Tov	Ass	PPP
1- Martin R/ 4- Lawrence K/ 10- House J/ 11- Vergé Jr. A/ 24- Graham J/	13:29	22-22	0	1.6316	11	2	2	3	1.0956
0- Woods H/ 1- Martin R/ 4- Lawrence K/ 11- Vergé Jr. A/ 24- Graham J/	09:52	23-16	7	2.3311	8	3	4	8	1.2637
0- Woods H/ 1- Martin R/ 4- Lawrence K/ 11- Vergé Jr. A/ 21- Osten C/	05:51	8-12	-4	1.3675	4	1	4	2	0.8097
0- Woods H/ 1- Martin R/ 4- Lawrence K/ 10- House J/ 11- Vergé Jr. A/	05:11	7-14	-7	1.3505	1	0	1	2	1.0000
0- Woods H/ 1- Martin R/ 4- Lawrence K/ 10- House J/ 24- Graham J/	03:34	8-2	6	2.2430	5	1	0	1	1.0929
0- Woods H/ 4- Lawrence K/ 10- House J/ 11- Vergé Jr. A/ 21- Osten C/	02:30	0-4	-4	0.0000	1	0	0	0	0.0000
1- Martin R/ 4- Lawrence K/ 10- House J/ 11- Vergé Jr. A/ 21- Osten C/	01:51	4-4	0	2.1622	2	1	0	0	1.2048
1- Martin R/ 10- House J/ 11- Vergé Jr. A/ 21- Osten C/ 24- Graham J/	01:26	3-0	3	2.0930	2	0	0	1	1.2295
0- Woods H/ 4- Lawrence K/ 10- House J/ 11- Vergé Jr. A/ 24- Graham J/	01:16	2-0	2	1.5789	2	0	0	0	2.0000