



SUN DEVIL SOFTBALL



1972, 1973 AIAW CHAMPIONS • 2008, 2011 NCAA NATIONAL CHAMPIONS
32 NCAA POSTSEASON APPEARANCES • 12 NCAA COLLEGE WORLD SERIES APPEARANCES

2023 SCHEDULE

FEBRUARY

9	vs. CSUN	W	6-3 (8)
9	at San Diego State	W	8-2
10	vs. Northern Illinois	W	4-3
10	vs. Notre Dame	L	7-1
11	vs. Memphis	W	10-0 (5)
16	BYU	PAS12	L 10-5
17	Portland State	W	8-0 (5)
18	Illinois State	W	11-3 (5)
18	DePaul	W	8-0 (5)
19	Weber State	W	3-2
24	Iowa State	W	9-5
25	Iowa State (DH)	W	2-1
25	Iowa State (DH)	W	9-4

MARCH

3	New Mexico	W	6-2
3	Charlotte	L	11-5
4	Michigan State	W	15-2 (5)
4	Boise State	W	8-0 (5)
5	Houston	W	8-4
10	#17 Arizona*	PAS12	L 9-0
11	#17 Arizona*	PAS12	L 11-0 (6)
12	#17 Arizona*	PAS12	W 4-3
17	vs. UCF	L	8-0 (6)
17	at #2 Oklahoma State	ESPN	L 1-0
18	vs. Minnesota	L	4-3
18	vs. UCF	W	6-0
24	at California*	PAS12	L 4-3
25	at California*	PAS12	L 2-0
26	at California*	PAS12	W 4-2 (8)
31	#8 Washington*	L	4-2

APRIL

1	#8 Washington*	W	3-1
2	#8 Washington*	W	5-2
7	at Utah*	PAS12	L 12-3 (5)
8	at Utah* (DH)	W	10-8
8	at Utah* (DH)	L	8-6
14	#19 Oregon*	PAS12	L 5-2
15	#19 Oregon*	L	5-2
16	#19 Oregon*	PAS12	L 4-0
18	Grand Canyon	L	3-2
21	at #2 UCLA*	PAS12	L 7-3
22	at #2 UCLA*	ESPN 2	L 9-1 (6)
23	at #2 UCLA*	PAS12	L 4-1
28	#9 Stanford*	L	4-2
29	#9 Stanford*	L	8-1
30	#9 Stanford*	L	5-2 (8)

MAY

5	at Oregon State*	PAS12	W 8-0 (6)
6	at Oregon State*	PAS12	L 7-6
7	at Oregon State*	PAS12	L 3-2
10	at Arizona%	PAS12	6:00 pm

% - Pac-12 Tournament

All times local to Arizona (MST)



ARIZONA STATE (22-25, 6-18 Pac-12)

AT ARIZONA (28-24, 6-18 Pac-12)

May 10-13 | Tucson, Arizona | Hillenbrand Stadium

ARIZONA STATE SUN DEVILS

NFCA: NR | USA Softball: NR | D1 Softball: NR | Softball America: NR

AVG: .260 | ERA: 3.71 | Runs/Game: 4.34 | Hits/Game: 6.48

Head Coach: Megan Bartlett | Record: 163-133 (.551) | at ASU: 22-25 (.468)

AT

ARIZONA WILDCATS

NFCA: NR | USA Softball: NR | D1 Softball: NR | Softball America: NR

AVG: .329 | ERA: 4.23 | Runs/Game: 6.83 | Hits/Game: 8.73

Head Coach: Caitlin Lowe | Record: 67-46 (.593) | at ARIZ: Same

WEDNESDAY /// 6 PM

TV: Pac-12 Network

APP: Pac-12 Now

PBP: Elise Woodward

ANALYST: Natasha Watley

STATS: asu.statbroadcast.com



WINNER ADVANCES TO GAME 4

Thursday /// 4 PM /// Pac-12 Network



#2 UCLA BRUINS

50-4, 21-3 Pac-12

AVG: .345 | ERA: 1.56

SOFTBALL OPENS INAUGURAL PAC-12 TOURNAMENT WITH RIVAL WILDCATS

The inaugural Pac-12 Softball Tournament will start on Wednesday at 6 p.m., with Sun Devil Softball taking on Arizona at Hillenbrand Stadium in Tucson. It will be the first postseason matchup between the two programs since the 1993 NCAA Regional.

Wednesday's game will air on the Pac-12 Network with Elise Woodward (PBP) and Natasha Watley (analyst) calling the action. Complete tournament information, including tickets and parking, can be found on the tournament hub at pac-12.com/23SBTourney.

The winner of Wednesday's game will advance to Game No. 4 of the tournament, where they will play UCLA on Thursday at 4 p.m. The semifinal game of this half of the draw would be played on Friday at 7:30 p.m. and the championship game on Saturday at 7 p.m.

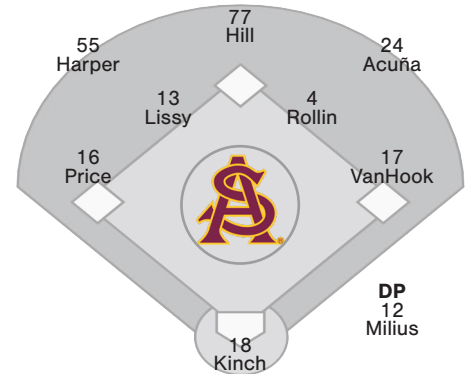
Arizona State finished the regular season with a 22-25 overall record. They tied for eighth in the Pac-12 standings – with Arizona – by going 6-18 in league games. The Sun Devils are 4-10 in road games and 4-3 at a neutral site this season.

ASU heads south with a .263 average and .822 OPS. They score an average of 4.34 runs per game and scored 10-plus runs in a game four times. They are fourth in the Pac-12 with 58 home runs while posting 116 extra-base hits.

ASU has a 3.65 ERA and 1.56 WHIP in the circle. They record 5.69 strikeouts per seven innings with a .264 opponent batting average. The staff is third in the Pac-12 with only 26 home runs allowed.

PROJECTED STARTERS

Based on most starts last seven games



POS	#	NAME	OPS	HR	RBI
cf	77	Jazmine Hill	.790	6	19
rf	24	Yanni Acuña	1.231	10	26
2b	4	Jazmyn Rollin	.952	10	27
1b	17	Jordyn VanHook	1.157	19	35
lf	55	Makenna Harper	.768	3	22
dp	12	Alexa Milius	.824	1	16
c	18	Sara Kinch	.437	1	8
ss	13	Kayla Lissy	.449	1	1
3b	16	Savannah Price	.512	1	6
POS	#	NAME	ERA	WHIP	K/7
rhp	11	Mac Osborne	3.82	1.59	5.06
rhp	31	Kylee Magee	3.17	1.71	5.45
rhp	8	Marissa Schuld	3.93	1.30	5.01



2023 ARIZONA STATE ROSTER

#	FULL NAME	POS.	B/T	HT.	YR.	HOMETOWN / HIGH SCHOOL / PREVIOUS SCHOOL
1	Mackenzie Nicholson	UTL	R/R	5-7	Fr.	Atlanta, Ga. / Warhill
4	Jazmyn Rollin	INF	L/R	5-8	Sr.	Salt Lake City, Utah / West / Missouri
8	Marissa Schuld	RHP/UTL	R/R	5-3	Gr.	Scottsdale, Ariz. / Pinnacle / Arizona
10	Kenzie Brown	RHP	L/R	5-11	So.	Lake City, Ill. / Arthur-Lovington-Atwood-Hammond / Tulsa
11	Mac Osborne	RHP	R/R	5-9	Jr.	Richlands, Va. / Richlands / Virginia Tech
12	Alexa Milius	INF	R/R	5-2	Gr.	Thomaston, Conn. / Thomaston / Central Connecticut/Virginia Tech
13	Kayla Lissy	INF	L/R	5-5	Jr.	Valrico, Fla. / Durant / Ball State
14	Deborah Jones	RHP	R/R	6-0	Jr.	Unionville, Ind. / Bloomington North / Ball State
16	Savannah Price	INF	R/R	5-9	Jr.	Rio Linda, Calif. / East Nicolaus
17	Jordyn VanHook	INF	R/R	5-10	Sr.	Woodland Hills, Calif. / El Camino Real Charter
18	Sara Kinch	C	R/R	5-10	Jr.	Temecula, Calif. / Great Oak HS / Minnesota
21	Yannixa Acuña	OF	L/R	5-4	Fr.	Tucson, Ariz. / Salpointe Catholic
22	Kalyn McCarthy	OF	L/R	5-1	Fr.	Palatine, Ill. / Fremd
23	Taylor Nicholson	INF	R/R	5-5	R-Fr.	Atlanta, Ga. / Warhill / Missouri
24	Yannira Acuña	OF	L/R	5-6	Gr.	Tucson, Ariz. / Salpointe Catholic
31	Kylee Magee	RHP	R/R	5-9	Fr.	Anaheim, Calif. / Canyon
32	Gianna Boccagno	C	R/R	5-9	Gr.	Coral Springs, Fla. / Coral Springs Charter / Boston College
55	Makenna Harper	OF	L/L	5-7	Gr.	Stevenson Ranch, Calif. / West Ranch
71	Shannon Cunningham	C/UTL	R/R	5-9	Fr.	Tustin, Calif. / Foothill
77	Jazmine Hill	OF	R/R	5-8	Sr.	Norwalk, Calif. / Gahr

COACHING STAFF

Head Coach: Megan Bartlett (First Season at ASU / Sixth Season Overall)

Assistant Coach: Jimmy Kolaitis

Assistant Coach: Jeremy Manley

Volunteer Assistant Coach: Lonny Sargent

Graduate Assistant: Mary Iakopo

SUPPORT STAFF

Softball Operations: Georgie Loomis

Student Manager: Nick Sanchez

ROSTER BREAKDOWN

BY HOME STATE

CALIFORNIA (7)

Shannon Cunningham,
Makenna Harper, Jazmine
Hill, Sara Kinch, Kylee Magee,
Savannah Price, Jordyn
VanHook

ARIZONA (3)

Yannixa Acuña, Yannixa
Acuña, Marissa Schuld

FLORIDA (2)

Gianna Boccagno, Kayla Lissy

GEORGIA (2)

Mackenzie Nicholson, Taylor
Nicholson

ILLINOIS (2)

Kenzie Brown, Kalyn
McCarthy

CONNECTICUT (1)

Alexa Milius

INDIANA (1)

Deborah Jones

UTAH (1)

Jazmyn Rollin

VIRGINIA (1)

Mac Osborne

BY CLASS

GRADUATES (7)

Yannixa Acuña, Gianna
Boccagno, Makenna Harper,
Alexa Milius, Marissa Schuld

SENIORS (3)

Jazmine Hill, Jazmyn Rollin,
Jordyn VanHook

JUNIORS (3)

Deborah Jones, Mac
Osborne, Savannah Price

SOPHOMORES (1)

Kenzie Brown

REDSHIRT FRESHMEN (1)

Taylor Nicholson

FRESHMEN (5)

Yannixa Acuña, Shannon
Cunningham, Kylee Magee,
Kalyn McCarthy, Mackenzie
Nicholson

PRONUNCIATION GUIDE

1	Mackenzie (Kenzie)
4	Rollin (rawl-lin)
12	Milius (milly-us)
14	Deborah (Deb)
21	Yannixa (Yaya (yaw-yaw)) Acuña (ah-coon-ya)
24	Yannira (Yanni (yawn-ee)) Acuña (ah-coon-ya)
32	Boccagno (buh-cawn-yo)
AC	Kolaitis (coal-eye-tis)

ATHLETICS COMMUNICATIONS

Softball Contact	Josh Fisher
Cell	801-703-5025
Email	josh.fisher@asu.edu
Twitter	@joshfisheraz
Website	TheSunDevils.com



SUN DEVIL NOTES

SERIES HISTORY

Arizona holds a 113-103 edge in the all-time series dating back to the 1972 season. ASU is 17-49 in known games played in Tucson, but he won three straight at Hillenbrand Stadium.

The Wildcats took two of three from the Sun Devils during the regular season, but ASU has won seven of the past 10 meetings.

SECOND TIME THROUGH

The second time through the lineup has benefitted the Sun Devils this season. In innings three, four, and five, ASU has scored 113 runs for an average of 2.40 per game.

The Sun Devils are hitting .276 with a .856 OPS and 32 home runs in those three innings. That has helped them outscore the opposition by 22 runs in the time frame.

LATE LEADS

This season, getting an early lead has been crucial for the ASU. The Sun Devils have posted a 16-2 record when leading after four innings. That moves to 11-3 when leading after five and 12-1 when leading after six.

If the game is tied through four innings, ASU has turned that into a 6-2 record. That also carries into a 3-1 mark when tied through five and 2-1 if tied after six.

SIX IS THE MAGIC NUMBER

Six runs have been the determining factor in most ASU games this season. The Sun Devils have gone 15-2 when scoring at least six runs in a game. They are 21-13 when holding the opposition to five runs or less.

LONG BALL A FACTOR

After hitting a program-record 104 home runs in 2022, the Sun Devils have continued to deliver in that department in 2023. With 58 home runs in 47 games, ASU ranks second in the Pac-12 and 20th in the nation, hitting 1.23 per game.

The team is 27th in the NCAA in total home runs, and they have scored 88 runs via the home run this season (42.5% of total runs). ASU homered in 17 consecutive games – one shy of the program record – before being shut out by Arizona on March 10. They have hit multiple home runs in a game 18 times during the season.

NEARING 1,600

Arizona State, one of the most successful programs in NCAA history, needs three wins to reach 1,600 since joining the NCAA in 1982. During those 42 seasons, the Sun Devils are 1597-843-2 (.654).

The April 2 win over Washington was the 500th conference win in program history. Through the years, ASU has competed as a member of the Intermountain Conference (1975-79), WCAA (1980-85) and Pac-10/12 (1986-current). The Sun Devils are now 504-478-2 (.513) all-time in conference games.

STARTS WITH YANNI

Yanni Acuña leads the Sun Devils with a .396 batting average and 53 hits. She has a team-high 17 multi-hit games with 26 RBIs and has reached base in 43 of the 47 games this season, including eight straight entering the tournament.

Acuña is sixth in the Pac-12 in average while ranking fourth in slugging (.716) and second in on-base percentage (.515). Her 42 runs scored is third in the conference, and she is sixth in walks, eighth in total bases, and 11th in home runs.

ALL-TIME SUN DEVIL

Acuña continues to rise to the career leaderboards at ASU despite just two seasons as a full-time starter. She ranks in the program's top 25 in eight statistical categories, including third in on-base percentage (.490) and fourth in slugging (.699).

Her 153 career runs scored are seventh-most at ASU, and Acuña ranks eighth in doubles (44) and 11th with a .362 career batting average.

THE JORDYN RULES

Jordyn VanHook finished the regular season as the Pac-12 home run leader with 19 bombs. That total has her sixth in the country and three off the lead. VanHook also leads the conference while ranking third nationally by hitting 0.40 home runs per game.

VanHook needs one home run to become the fifth player in program history to hit 20 in a season and two to tie the program record of 21.

VanHook is slugging .777 to rank second in the conference and 24th in the NCAA. She is batting .295 with six doubles, 35 RBIs, and 29 runs scored.

AROUND THE INFIELD

Alexa Milius rolls into Tucson second on the club with her .336 batting average and 43 hits. She is riding a five-game hitting streak during which she has gone 7-for-16 with two multi-hit games. Her hot streak has expanded over the past eight games, where she has a hit in seven. Milius is second on the team with 10 doubles while picking up 16 RBIs.

Jazmyn Rollin homered twice in the opening game at Oregon State over the weekend to give her 10 on the season. Behind a career-best 13 multi-hit games, Rollin is batting .313 with 41 hits and 27 RBIs. Her second home run at OSU was the 40th of her career.

SERIES HISTORY

ARIZONA

Overall.....	103-113
Home.....	32-47
Farrington.....	19-21
Away.....	17-49
Neutral Site.....	4-3
Unknown Location.....	50-14
Streak.....	Won 1
Last 10.....	7-3
First Meeting.....	1972
Last Meeting.....	2023
Scored (Avg.).....	719 (3.33)
Allowed (Avg.).....	856 (3.96)

LAST 40 MEETINGS

Date	H/A/N.....	Result
Apr. 1, 2010	H.....	L, 6-12
Apr. 2, 2010	H.....(5)	W, 11-1
Apr. 3, 2010	H.....	(5) L, 2-14
Apr. 21, 2011	A.....	W, 4-0
Apr. 22, 2011	A.....	W, 13-10
Apr. 23, 2011	A.....	W, 8-3
Apr. 23, 2012	H.....	(8) W, 4-2
Apr. 24, 2012	H.....	W, 9-6
Apr. 25, 2012	H.....	W, 7-6
Apr. 3, 2013	A.....	L, 9-10
Apr. 4, 2013	A.....	L, 4-6
Apr. 5, 2013	A.....	W, 7-6
Apr. 28, 2014	H.....	W, 2-1
Apr. 29, 2014	H.....	W, 4-1
Apr. 30, 2014	H.....	(10) L, 5-6
Apr. 27, 2015	A.....	W, 8-5
Apr. 28, 2015	A.....	W, 9-4
Apr. 29, 2015	A.....	(5) L, 1-11
Apr. 18, 2016	H.....	L, 0-2
Apr. 19, 2016	H.....	L, 4-5
Apr. 20, 2016	H.....	W, 3-2
Apr. 28, 2017	A.....	L, 3-4
Apr. 29, 2017	A.....	W, 5-2
Apr. 30, 2017	A.....	L, 0-8
Apr. 20, 2018	H.....	W, 2-1
Apr. 21, 2018	H.....	L, 1-4
Apr. 22, 2018	H.....	(8) L, 2-4
Apr. 29, 2019	A.....	(5) L, 0-8
Apr. 30, 2019	A.....	(5) L, 0-8
Apr. 31, 2019	A.....	L, 0-2
Apr. 16, 2021	H.....	W, 4-3
Apr. 17, 2021	H.....	W, 8-1
Apr. 17, 2021	H.....	(5) L, 1-15
Apr. 18, 2021	H.....	(8) W, 4-3
Apr. 25, 2022	A.....	W, 9-2
Apr. 26, 2022	A.....	(5) W, 11-0
Apr. 27, 2022	A.....	(5) W, 8-0
Mar. 10, 2023	H.....	L, 0-9
Mar. 11, 2023	H.....	(6) L, 0-11
Mar. 12, 2023	H.....	W, 4-3



SUN DEVIL NOTES

Kayla Lissy is one of three Sun Devils that recorded a hit in every Pac-12 series this season. Her run includes a hit in nine of the past 17 games after starting the year with two hits in the first 16 contests. The current stretch includes her first home run of the season at Utah on April 7 and a multi-hit game at UCLA on April 22.

ROAMING THE OUTFIELD

Makenna Harper enters the tournament on a four-game hitting streak, during which she is 8-for-15 with a double, triple, and four RBIs. She is now batting .271 on the season with two doubles, three triples, and three home runs while driving in 22.

Jazmine Hill enters the weekend with a .215 batting average, six home runs, and 19 RBIs.

Shannon Cunningham made two starts at Oregon State and, for the season, is batting .234 with eight RBIs.

BEHIND THE PLATE

Sara Kinch has made 23 starts behind the plate and is batting .145 with two doubles, a homer, and eight RBIs. Kinch has caught six base stealers with another three pickoffs in 24 games behind the plate.

Gianna Boccagno brings a .184 average in 28 games played into the tournament. She has hit a pair of home runs and driven in six. Defensively, Boccagno has thrown out five base runners.

IN THE CIRCLE

Kylee Magee has emerged as the leader of the staff, with four starts in the past two weekends. She delivered a two-hit shutout at Oregon State last Friday for her second shutout of the season. Magee is 4-5 with a 3.17 ERA and 55 strikeouts. She has allowed just four home runs, or one every 69.0 at-bats.

Magee became the first freshman since Dale Ryndak in 2015 to start a season opener for the Sun Devils when she opened in the circle against CSUN.

Mac Osborne has made 23 appearances (19 starts) and holds a 3.82 ERA with a 4-11 record. She leads the Sun Devils with three shutouts – including a pair of one-hitters – and four complete games. Osborne is allowing the opposition to bat .270, and she has 61 strikeouts in 84.1 innings pitched.

Marissa Schuld has a 2-6 record with five saves. She carries a 3.93 ERA while recording 4.92 strikeouts per seven innings and a .267 opponent batting average.

Kenzie Brown leads the team with 10 wins – holding a 10-2 record – and 76 strikeouts. She has a 3.90 ERA and a .240 opponent average while working 73.2 innings in 30 appearances.

CLUB FARRINGTON RECORD

With an average of 1,398 fans per home date this season, ASU established a new single-season average attendance record. The average surpassed the previous record of 1,362 fans per game set in 2022, and it's the third time the average has been above 1,300 (1,315 in 2014).

APPROACHING MILESTONES

Yanni Acuña

- 26 runs from 179 (6th)
- 12 hits from 178 (25th)
- 2 doubles from 46 (6th)
- 6 doubles from 50 (3rd)
- 3 home runs from 38 (10th)
- 4 RBIs from 109 (25th)

Gianna Boccagno

- 1 home runs from 25 career

Kenzie Brown

- 29 strikeouts from 150 career

Makenna Harper

- 9 runs from 100 career
- 11 RBIs from 100 career

Jazmine Hill

- 5 runs from 144 (t-9th)
- 17 hits from 178 (25th)
- 5 doubles from 40 (10th)
- 2 home runs from 38 (10th)
- 11 RBIs from 144 (15th)

Deb Jones

- 4 strikeouts from 250 career

Mac Osborne

- 8 strikeouts from 100 career

Jazmyn Rollin

- 7 hits from 150 career
- 10 home runs from 50 career
- 2 RBI from 125 career

Marissa Schuld

- 2 saves from 10 (4th)
- 10 strikeouts from 150 career

ALBERTA B. FARRINGTON SOFTBALL STADIUM

Arizona State University unveiled the Alberta B. Farrington Softball Stadium in 2000 as home of the Sun Devil softball team.

Farrington Stadium features chair-back bleachers and individual seats with a capacity for 1,535 fans. In addition, a grass berm is located just beyond the first base line.

The stadium has several amenities that make it one of the premier softball stadiums in the Pac-12. Sunken dugouts are lighted for night games and have recessed, individual bat slots and locker room access. In addition, there are coaches' offices, a training room, a built-in concession stand, a team shop, restrooms and locker rooms for the home team, visiting team and officials.



STADIUM FACTS

Opened (Capacity)	2000 (1,535)
Dimensions	L-202 C-210 R-202
All-Time Stadium Record	655-182 (.783)

2023 LARGEST CROWDS

1.	2,134	Arizona	March 11
2.	2,105	Arizona	March 12
3.	2,062	Washington	April 2
4.	2,045	Arizona	March 10
5.	1,901	Washington	April 1
6.	1,816	Oregon	April 14
7.	1,785	Oregon	April 15
8.	1,764	Stanford	April 29
9.	1,700	Oregon	April 15
10.	1,652	Washington	March 31

2023 ATTENDANCE RANKS

		P12	NCAA
Total Attendance	36,175	2nd	12th
Average Attendance	1,391	4th	17th
Percent to Capacity	90.64	2nd	16th





ASU WHEN

BY SCHEDULE

February	11-2
March	7-9
April	3-12
May	1-2
Sunday	5-4
Monday	
Tuesday	0-1
Wednesday	
Thursday	2-1
Friday	4511
Saturday	10-8
Game 1 of Day*	7-2
Game 2 of Day*	5-4
Game 1 of Series	1-7
Game 2 of Series	2-7
Game 3 of Series	3-5

* - Days with multiple games only

BY GAME

Day games	17-15
Night games	5-10
Extra innings	2-1
Shutouts	6-6
vs. Ranked Opponent	3-13
vs. Top-10 Opponent	2-8

BY OPPOSING PITCHER

vs. Left starter	1-5
vs. Right starter	21-20

BY ASU PITCHER

Starter earns decision	9-22
Reliever earns decision	13-3
Stater 5+ IP	7-5
Starter less than 5 IP	15-20

BY SCORING / MARGIN

Scores first	16-7
Opp. scores first	6-18
1-Run games	4-6
2-Run games	3-4
5+Run games	10-9
Scoring 0-2 runs	1-17
... 3-5 runs	6-6
... 6-9 runs	11-2
... 10+ runs	4-0
Opponent 0-2 runs	14-2
... 3-5 runs	7-11
... 6-9 runs	1-8
... 10+ runs	0-4

BY STATS

Recording 0-3 hits	0-8
Recording 4-6 hits	6-10
Recording 7-9 hits	7-6
Recording 10+ hits	9-1
Allowing 0-3 hits	7-2
Allowing 4-6 hits	11-3
Allowing 7-9 hits	2-11
Allowing 10+ hits	2-9
Out-hit opponent	17-3
Out-hit by opponent	3-20
Hits are tied	2-2
Hit 0 home runs	3-14
... 1 home run	6-6
... 2+ home runs	13-5
Opponent 0 home runs	16-11
... 1 home run	6-10
... 2+ HRs	0-4
Made 0 errors	9-9
... 1 error	8-8
... 2+ errors	5-8
Opp. made 0 errors	11-11
... 1 error	7-8
... 2+ errors	4-6

RECORD WHEN LEADING AFTER

Inning	1	2	3	4	5	6
W-L	11-3	13-3	16-5	16-2	11-3	12-1

RECORD WHEN TRAILING AFTER

Inning	1	2	3	4	5	6
W-L	1-11	3-17	2-17	0-21	2-20	1-19

RECORD WHEN TIED AFTER

Inning	1	2	3	4	5	6
W-L	10-11	6-5	4-3	6-2	3-1	2-1

COME FROM BEHIND WINS (9)

DATE	OPPONENT	DEFICIT	FINAL
Feb. 9	vs. CSUN	0-3 (E5)	6-3 (8)
Feb. 10	vs. Northern Illinois	2-3 (M5)	4-3
Feb. 18	ILLINOIS STATE	0-3 (M3)	11-3 (5)
Feb. 19	WEBER STATE	1-2 (M3)	3-2
Feb. 24	IOWA STATE	3-5 (M3)	9-5
Feb. 25	IOWA STATE-2	0-1 (M3)	9-4
Mar. 5	HOUSTON	0-1 (M1)	8-4
Mar. 12	ARIZONA*	0-2 (M1)	4-3
Apr. 2	WASHINGTON*	0-2 (M4)	5-2

LAST AT-BAT WINS (9)

DATE	OPPONENT	SCORE	FINAL
Feb. 9	vs. CSUN	3-3 (E7)	6-3 (8)
Feb. 10	vs. Northern Illinois	2-3 (M7)	4-3
Feb. 11	vs. Memphis	7-0 (M4)	10-0 (5)
Feb. 18	ILLINOIS STATE	5-3 (M4)	11-3 (5)
Feb. 18	DEPAUL	6-0 (M4)	8-0 (5)
Feb. 25	IOWA STATE-1	1-1 (M6)	2-1
Mar. 4	BOISE STATE	2-0 (M5)	8-0 (5)
Mar. 26	at California*	2-2 (E7)	4-2 (8)
Apr. 1	WASHINGTON*	1-1 (M6)	3-1

WALK-OFF WINS (2)

DATE	OPPONENT	SCORE	FINAL
Feb. 10	vs. Northern Illinois	2-3 (M7)	4-3
Mar. 4	BOISE STATE	2-0 (M5)	8-0 (5)

BATTING SITUATIONAL STATISTICS

vs. LEFT HAND PITCHING	H	AB	AVG
Sun Devils	36	169	.213
Opponents	-	-	-

vs. RIGHT HAND PITCHING	H	AB	AVG
Sun Devils	275	1012	.272
Opponents	317	1203	.264

WITH BASES EMPTY	H	AB	AVG
Sun Devils	166	579	.287
Opponents	143	563	.254

WITH RUNNERS ON BASE	H	AB	AVG
Sun Devils	145	602	.241
Opponents	174	640	.272

WITH RISP	H	AB	AVG
Sun Devils	87	349	.249
Opponents	103	376	.274

WITH BASES LOADED	H	AB	AVG
Sun Devils	12	35	.343
Opponents	21	75	.280

WITH 2 OUTS	H	AB	AVG
Sun Devils	78	368	.212
Opponents	104	397	.262

AS LEADOFF	RCH	OPS	PCT
Sun Devils	137	299	.458
Opponents	117	303	.386

WITH 3RD & LT 2 OUT	RBI	OPS	PCT
Sun Devils	35	63	.556
Opponents	55	110	.500

ADVANCING RUNNERS	ADV	OPS	PCT
Sun Devils	287	671	.428
Opponents	332	708	.469

	2OUT	ADV		RCH	RCH
	RBI	OUT	LOB	ERR	FC
Sun Devils	63	90	286	29	48
Opponents	70	83	308	30	76

SCORING BY INNING

	1	2	3	4	5	6	7	EX	TOT
Sun Devils	30	33	35	37	41	19	7	5	207
Opponents	29	41	25	41	25	20	18	3	202





HOME RUN BREAKDOWN

SUN DEVIL HOME RUNS

	ASU	Opp
Total	58	26
Home	35	17
Road	18	5
Neutral	5	4
Conference	19	14
Non-Conference	39	10
ASU Leading	25	8
ASU Trailing	18	11
Tied	15	7
Go-Ahead	17	9
February	25	5
March	16	9
April	14	12
May	3	0
1st Inning	9	5
2nd Inning	6	4
3rd Inning	7	3
4th Inning	9	4
5th Inning	16	1
6th Inning	7	4
7th Inning	3	4
Extra-Innings	1	1
vs. LHP	6	0
vs. RHP	53	26
With 0 Outs	21	9
With 1 Out	23	8
With 2 Outs	14	9
Solo	38	12
2-Run	12	9
3-Run	6	3
Grand Slam	2	2
Leadoff Inning	18	4
Leadoff Game	4	0
Back-to-Back	4	0
Pinch-Hit	1	0
Walk-Off	0	0

#	PLAYER	OPPONENT	DATE		INN	ON	OUT	COUNT	SCORE	FINAL
1.	Yanni Acuña (1)	at San Diego State	Feb. 9		2	1	2	2-0	1-0	8-2
2.	Emily Cazares (1)	at San Diego State	Feb. 9		2	0	2	2-2	2-0	8-2
3.	Jazmyn Rollin (1)	at San Diego State	Feb. 9	^	5	0	0	0-0	6-1	8-2
4.	Jordyn VanHook (1)	at San Diego State	Feb. 9		5	0	1	3-2	7-1	8-2
5.	Yanni Acuña (2)	vs. Northern Illinois	Feb. 10	%	1	0	0	2-0	0-0	4-3
6.	Jordyn VanHook (2)	vs. Northern Illinois	Feb. 10		7	0	1		2-3	4-3
7.	Jazmyn Rollin (2)	vs. Notre Dame	Feb. 10	^	4	0	0		0-4	1-7
8.	Yanni Acuña (3)	vs. Memphis	Feb. 11		4	2	2	1-2	7-0	10-0
9.	Jazmine Hill (1)	BYU	Feb. 16	^	5	0	0	3-2	3-6	5-10
10.	Jordyn VanHook (3)	BYU	Feb. 16		5	0	1	2-1	4-6	5-10
11.	Yanni Acuña (4)	Portland State	Feb. 17	%	1	0	0	2-1	0-0	8-0
12.	Jordyn VanHook (4)	Portland State	Feb. 17		4	0	1	1-1	3-0	8-0
13.	Jazmine Hill (2)	Illinois State	Feb. 18		3	2	1	0-0	1-3	11-3
14.	Jazmyn Rollin (3)	Illinois State	Feb. 18		3	0	1	1-2	4-3	11-3
15.	Makenna Harper (1)	Illinois State	Feb. 18		4	2	2	2-2	7-3	11-3
16.	Jordyn VanHook (5)	Illinois State	Feb. 18		4	0	2	2-2	10-3	11-3
17.	Jordyn VanHook (6)	DePaul	Feb. 18		4	1	1	1-0	6-0	8-0
18.	Jazmine Hill (3)	Weber State	Feb. 19		5	0	1	3-1	2-2	3-2
19.	Yanni Acuña (5)	Iowa State	Feb. 24	%	1	0	0	0-0	0-0	9-5
20.	Makenna Harper (2)	Iowa State	Feb. 24		3	1	1	1-1	3-5	9-5
21.	Gianna Boccagno (1)	Iowa State	Feb. 24		5	2	0	0-0	5-5	9-5
22.	Jordyn VanHook (7)	Iowa State-1	Feb. 25	^	2	0	0	3-2	0-0	2-1
23.	Emily Cazares (2)	Iowa State-2	Feb. 25	^	6	0	0	1-1	1-1	2-1
24.	Jordyn VanHook (8)	Iowa State-2	Feb. 25	^	5	0	0	2-2	5-2	9-4
25.	Jordyn VanHook (9)	Iowa State-2	Feb. 25		6	1	0	0-0	7-2	9-4
26.	Jordyn VanHook (10)	New Mexico	Mar. 3		5	0	1	1-2	4-2	6-2
27.	Jordyn VanHook (11)	Charlotte	Mar. 3	^	2	0	0	0-0	0-6	5-11
28.	Makenna Harper (3)	Charlotte	Mar. 3	^	4	0	0	0-0	2-11	5-11
29.	Jazmine Hill (4)	Michigan State	Mar. 4		3	3	1	0-0	11-2	15-2
30.	Jazmyn Rollin (4)	Boise State	Mar. 4		1	1	1	1-0	0-0	8-0
31.	Gianna Boccagno (2)	Boise State	Mar. 4	^	5	0	0	1-0	2-0	8-0
32.	Yanni Acuña (6)	Boise State	Mar. 4		5	0	1	0-0	3-0	8-0
33.	Jordyn VanHook (12)	Boise State	Mar. 4		5	2	1	1-0	4-0	8-0
34.	Jordyn VanHook (13)	Houston	Mar. 5		1	0	1	3-1	2-1	8-4
35.	Emily Cazares (3)	Houston	Mar. 5		1	0	2	3-1	3-1	8-4
36.	Yanni Acuña (7)	Houston	Mar. 5		2	0	2	0-2	4-4	8-4
37.	Jordyn VanHook (14)	Arizona	Mar. 12		3	1	1	1-0	1-2	4-3
38.	Jazmyn Rollin (5)	Arizona	Mar. 12		5	1	0	0-0	3-2	4-3
39.	Jazmyn Rollin (6)	vs. Minnesota	Mar. 24		3	2	1	0-0	0-0	3-4
40.	Yanni Acuña (8)	at California	Mar. 24	%	1	0	0	2-0	0-0	3-4
41.	Alexa Milius (1)	at California	Mar. 26		8	1	0	1-2	2-2	4-2
42.	Savannah Price (1)	Washington	Apr. 2		4	3	2	3-2	0-2	5-2
43.	Jazmyn Rollin (7)	Washington	Apr. 2	^	5	0	0	1-0	4-2	5-2
44.	Kayla Lissy (1)	at Utah	Apr. 7	^	5	0	0	1-1	0-6	3-12
45.	Jordyn VanHook (15)	at Utah-1	Apr. 8		2	0	2	0-1	0-0	10-8
46.	Jazmine Hill (5)	at Utah-1	Apr. 8		7	1	1	1-1	8-4	10-8
47.	Shannon Cunningham (1)	at Utah-2	Apr. 8	!	5	1	2	0-0	2-8	6-8
48.	Jazmine Hill (6)	at Utah-2	Apr. 8		6	1	2	1-0	4-8	6-8
49.	Yanni Acuña (9)	Oregon	Apr. 14		1	0	1	1-0	0-0	2-5
50.	Jordyn VanHook (16)	Grand Canyon	Apr. 18		4	0	1	0-2	0-3	2-3
51.	Yanni Acuña (10)	Grand Canyon	Apr. 18	^	6	0	0	0-1	1-3	2-3
52.	Jazmyn Rollin (8)	at UCLA	Apr. 21		1	0	2	0-2	0-0	3-7
53.	Sara Kinch (1)	at UCLA	Apr. 21	^	5	0	0	1-1	1-4	3-7
54.	Jordyn VanHook (17)	at UCLA	Apr. 21		6	0	1	3-2	2-7	3-7
55.	Jordyn VanHook (18)	at UCLA	Apr. 23	\$	7	0	0	3-1	0-4	1-4
56.	Jazmyn Rollin (9)	at Oregon State	May 6		5	1	1	1-2	1-0	8-0
57.	Jazmyn Rollin (10)	at Oregon State	May 6		6	1	2	1-2	5-0	8-0
58.	Jordyn VanHook (19)	at Oregon State	May 6		6	0	2	0-1	7-0	8-0

% – Leadoff Game ^ – Leadoff Inning # – Walkoff ! – Pinch hit





AWARDS AND HONORS

SOFTBALL AMERICA PRESEASON ALL-AMERICAN

- Yanni Acuña (1st Team)
- Jazmine Hill (3rd Team)

D1 SOFTBALL PRESEASON ALL-AMERICAN

- Yanni Acuña (1st Team)

PAC-12 PRESEASON ALL-CONFERENCE

- Yanni Acuña

SOFTBALL AMERICA PRESEASON TOP 100 PLAYERS

- Yanni Acuña (#16)
- Jazmine Hill (#42)

D1 SOFTBALL PRESEASON TOP 100 PLAYERS

- Yanni Acuña (#19)
- Jazmine Hill (#50)

D1 SOFTBALL FRESHMEN TO WATCH

- Kylee Magee

PAC-12 PLAYER OF THE WEEK

- Jordyn VanHook (Feb. 20)

SUN DEVIL HOME RUNS

INDIVIDUAL HOME RUN BREAKDOWN

2023	SOLO	2R	3R	GS	TOTAL
Jordyn VanHook	15	3	1		19
Yanni Acuña	8	1	1		10
Jazmyn Rollin	6	3	1		10
Jazmine Hill	2	2	1	1	6
Emily Cazares	3				3
Makenna Harper	1	1	1		3
Gianna Boccagno	1		1		2
Shannon Cunningham		1			1
Sara Kinch	1				1
Kayla Lissy	1				1
Alexa Milius		1			1
Savannah Price				1	1

CAREER	'19	'20	'21	'22	'23
Jazmyn Rollin	10	7		13	10
Jazmine Hill		5	10	15	6
Yanni Acuña	3	1	7	14	10
Gianna Boccagno	8	3	4	7	2
Jordyn VanHook		3	2		19
Makenna Harper		1	10	4	3
Sara Kinch			9	7	1
Emily Cazares				8	3
Alexa Milius	1		7	2	1
Kayla Lissy			2	3	1
Savannah Price			1	1	1
Marissa Schuld		2			
Shannon Cunningham					1

ASU SINGLE SEASON HOME RUN LEADERS

1.	21	Sanders, Cydney	2022
2.	20	Hackbarth, Maddi	2021
	20	Coyle, Cheyenne	2013
	20	Cochran, Kaitlin	2009
5.	19	VanHook, Jordyn	2023
	19	Hackbarth, Maddi	2019
	19	Boyd, Katelyn	2012
	19	Lockwood, Annie	2011





OFFENSE BREAKDOWN

BY MONTH	AVG	OPS	R	H	2B	3B	HR	BB	SO	SB	LOB
February	.344	1.066	84	116	21	3	25	41	60	12	80
March	.245	.759	64	93	12	1	16	54	91	10	86
April	.201	.655	43	76	12	2	14	45	107	14	98
May	.306	.887	16	26	6	1	3	7	23	6	22
BY LOCATION	AVG	OPS	R	H	2B	3B	HR	BB	SO	SB	LOB
Home	.277	.868	122	177	34	3	35	76	147	16	148
Away	.226	.747	55	84	13	2	18	47	101	18	95
Neutral	.292	.812	30	50	4	2	5	24	33	8	43
BY OPPONENT	AVG	OPS	R	H	2B	3B	HR	BB	SO	SB	LOB
Arizona	.191	.589	4	13	1	0	2	6	18	1	18
California	.167	.534	7	13	1	0	2	10	11	2	18
Grand Canyon	.167	.717	2	4	1	0	2	3	4	0	4
Iowa State	.329	1.071	20	26	4	1	7	10	22	4	17
Littlewood Classic	.369	1.156	35	45	12	0	10	14	17	5	28
OSU Mizuno Classic	.186	.548	9	16	0	0	1	17	35	5	20
Oregon	.162	.507	4	12	2	1	1	6	14	3	18
Oregon State	.306	.887	16	26	6	1	3	7	23	6	22
SDSU Season Kickoff	.331	.982	29	45	5	2	8	17	21	3	34
Stanford	.207	.533	5	17	2	0	0	8	32	0	25
Sun Devil Classic	.378	1.174	42	48	10	1	11	14	17	1	24
UCLA	.169	.634	5	12	2	0	4	7	28	0	18
Utah	.256	.854	19	22	3	1	5	13	16	10	25
Washington	.190	.659	10	12	2	0	2	15	23	2	14

HITTING STREAKS

	SEASON	CAREER	ACTIVE	H	AB	AVG	2B	3B	HR	RBI
Alexa Milius	6	13	5	7	16	.438	2	0	0	2
Makenna Harper	4	5	4	8	15	.533	1	1	0	4
Yanni Acuña	5	13	3	5	8	.625	2	0	0	3
Kayla Lissy	3	13	2	2	5	.400	0	0	0	0
Kenzie Brown	1	1	1	1	3	.333	1	0	0	0
Jordyn VanHook	13	13								
Jazmyn Rollin	5	8								
Yaya Acuña	3	3								
Gianna Boccagno	3	4								
Jazmine Hill	3	7								
Savannah Price	3	5								
Shannon Cunningham	2	2								
Sara Kinch	2	7								
Kalyn McCarthy	2	2								
Marissa Schuld	2	9								
Taylor Nicholson	1	1								

MISCELLANEOUS HITTING

MULTIPLE HIT GAMES

	2	3	4	5+	Total
Acuña, Yanni	13	4	-	-	17
Rollin, Jazmyn	13	-	-	-	13
Milius, Alexa	8	3	-	-	11
VanHook, Jordyn	8	1	-	-	9
Harper, Makenna	6	1	-	-	7
Hill, Jazmine	5	1	-	-	6
x-Cazares, Emily	1	-	-	-	1
Lissy, Kayla	1	-	-	-	1
Cunningham, Shannon	1	-	-	-	1
Boccagno, Gianna	1	-	-	-	1
Kinch, Sara	1	-	-	-	1
TEAM	58	10	-	-	68

MULTIPLE RBI GAMES

	2	3	4	5+	Total
VanHook, Jordyn	4	3	-	1	8
Acuña, Yanni	7	1	-	-	8
Harper, Makenna	3	2	1	-	6
Rollin, Jazmyn	3	1	1	-	5
Hill, Jazmine	2	1	-	1	4
Milius, Alexa	2	1	-	-	3
Cunningham, Shannon	3	-	-	-	3
Kinch, Sara	1	1	-	-	2
Schuld, Marissa	1	-	-	-	1
Price, Savannah	-	-	1	-	1
Boccagno, Gianna	-	-	1	-	1
x-Cazares, Emily	1	-	-	-	1
TEAM	27	10	4	2	43

PINCH HITTING

PLAYER	H	AB	AVG
Yaya Acuña	4	8	.500
Jazmine Hill	1	2	.500
Shannon Cunningham	7	18	.389
Taylor Nicholson	1	10	.100
Gianna Boccagno	0	1	.000
Sara Kinch	0	1	.000
Kalyn McCarthy	0	1	.000
Jazmyn Rollin	0	1	.000
Alexa Milius	0	4	.000
Marissa Schuld	0	4	.000
Emily Cazares	0	6	.000
Sun Devils	13	56	.232
Opponents	8	52	.154





PITCHING BREAKDOWN

	W-L	ERA	IP	H	R	ER	BB	SO	BAA	WHIP
Starters	8-21	4.25	155.0	176	123	94	89	126	.281	1.71
Relievers	13-2	3.08	129.2	120	69	57	59	109	.239	1.38
BY MONTH	W-L	ERA	IP	H	R	ER	BB	SO	BAA	WHIP
February	11-2	2.61	83.0	71	40	31	35	83	.227	1.28
March	7-9	2.99	103.0	104	67	44	55	91	.252	1.54
April	3-12	5.39	98.2	121	85	76	58	61	.300	1.81
May	1-2	2.72	18.0	21	10	7	7	11	.284	1.56
BY LOCATION	W-L	ERA	IP	H	R	ER	BB	SO	BAA	WHIP
Home	14-12	3.26	172.0	167	108	80	87	133	.248	1.48
Away	4-10	4.58	85.2	108	69	56	48	66	.305	1.82
Neutral	4-3	3.42	45.0	42	25	22	20	47	.239	1.38
BY OPPONENT	W-L	ERA	IP	H	R	ER	BB	SO	BAA	WHIP
Arizona	1-2	6.30	20.0	30	23	18	17	13	.333	2.35
California	1-2	2.10	20.0	18	8	6	5	21	.228	1.15
Grand Canyon	0-1	3.00	7.0	3	3	3	1	5	.125	0.57
Iowa State	3-0	1.67	21.0	17	10	5	11	18	.215	1.33
Littlewood Classic	4-1	3.38	29.0	27	15	14	11	29	.243	1.31
OSU Mizuno Classic	1-3	3.36	25.0	21	13	12	17	21	.223	1.52
Oregon	0-3	4.67	21.0	25	14	14	8	11	.291	1.57
Oregon State	1-2	2.72	18.0	21	10	7	7	11	.284	1.56
SDSU Season Kickoff	4-1	2.55	33.0	27	15	12	13	36	.220	1.21
Stanford	0-3	4.77	22.0	24	17	15	13	12	.279	1.68
Sun Devil Classic	4-1	0.90	31.0	27	19	4	10	30	.223	1.19
UCLA	0-3	5.94	17.2	30	20	15	15	15	.380	2.55
Utah	1-2	10.71	17.0	33	28	26	11	9	.407	2.59
Washington	2-1	2.33	21.0	14	7	7	16	15	.184	1.43

SCORELESS INNINGS

SCORELESS INNINGS PITCHED

	Total
Mac Osborne	56
Kylee Magee	55
Kenzie Brown	47
Marissa Schuld	33
Deborah Jones	12
TOTAL	203

Scoreless innings pitched only includes complete 3-out innings.

SCORELESS INNINGS STREAK

	Active	Long
Kenzie Brown		13.0
Mac Osborne		12.0
Kylee Magee	2.0	9.1
Marissa Schuld		8.0
Deborah Jones		7.0

Scoreless inning streaks counts from the start of a new inning/appearance to end of scoreless streak.

PERFECT INNINGS PITCHED

	Total
Kylee Magee	22
Kenzie Brown	16
Mac Osborne	15
Marissa Schuld	15
Deborah Jones	4
TOTAL	72

INDIVIDUAL BREAKDOWN

CHARTING THE STARTERS Stats are for starts only.

PITCHER	STARTS	IP	IP START	W-L	ERA	BAA	WHIP	BB/7	K/7	RUN SUPPORT	RS/7	TEAM RECORD
Kenzie Brown	4	10.1	2.58	1-2	4.06	.279	1.74	4.06	8.81	10	6.77	2-2
Deborah Jones												
Kylee Magee	19	70.0	3.68	4-5	2.90	.268	1.67	4.40	5.40	59	5.90	12-7
Mac Osborne	19	74.1	3.91	4-11	4.24	.266	1.60	3.67	5.09	47	4.43	7-12
Marissa Schuld	5	15.2	3.13	0-4	8.04	.361	2.04	2.68	6.26	2	0.89	1-4
STARTER TOTALS	47	170.1	3.62	9-22	4.03	.278	1.68	3.90	5.55	118	4.85	22-25

FROM THE BULLPEN Stats are for relief appearances only.

PITCHER	APP	IP	W-L	SV	ERA	BAA	WHIP	BB/7	K/7	1ST BATTER FACED	INHERITED RUNNERS
Kenzie Brown	26	63.1	9-0	0	3.87	.234	1.53	4.42	6.96	AB H AVG BB K	IR RS PCT
Deborah Jones	15	22.1	2-1	0	3.13	.281	1.57	3.13	5.33	21 9 .429 3 5	28 20 .714
Kylee Magee	1	0.2	0-0	0	31.50	.500	6.00	21.00	10.50	15 1 .067 0 4	14 6 .429
Mac Osborne	4	10	0-0	0	0.70	.295	1.50	1.40	4.90	1 0 .000 0 1	2 2 1.000
Marissa Schuld	20	36.0	2-2	5	2.14	.216	0.97	1.17	4.47	4 0 .000 0 1	4 2 .500
BULLPEN TOTALS	66	132.1	13-3	5	3.17	.245	1.41	3.17	5.87	60 15 .250 3 14	66 37 .561





TOP GAME CHANGING PLAYS IN GAMES WON

DATE	OPPONENT	SCORE	INNING	WIN PROB BEFORE	WIN PROB AFTER	CHANGE	GAME CHANGING PLAY	FINAL
Feb 9	vs. CSUN	3-3	T8	72.95	95.65	22.70	Makenna Harper 2-RBI triple	6-3
Feb 9	at San Diego State	1-0	T2	60.73	81.53	20.80	Yanni Acuña 2-run home run	8-2
Feb 10	vs. Northern Illinois	2-3	B7	12.96	61.31	48.35	Jordyn VanHook solo home run	4-3
Feb 11	vs. Memphis	0-0	B1	79.81	96.43	16.62	Marissa Schuld 2-RBI single	10-0
Feb 17	Portland State	0-0	B1	68.71	85.79	17.08	Yanni Acuña solo home run	8-0
Feb 18	Illinois State	1-3	B3	45.13	78.87	33.74	Jazmine Hill 3-run home run	11-3
Feb 18	DePaul	0-0	B2	70.07	83.84	13.77	Alexa Milius double	8-0
Feb 19	Weber State	2-2	B5	61.77	82.59	20.82	Jazmine Hill solo home run	3-2
Feb 24	Iowa State	3-5	B3	45.06	64.07	19.01	Makenna Harper 2-run home run	9-5
Feb 25	Iowa State-1							
Feb 25	Iowa State-2	1-1	B3	71.34	89.25	17.91	Emily Cazares scored on error	9-4
Mar 3	New Mexico	4-1	T5	63.78	88.30	24.52	UNM Flyout	6-2
Mar 4	Michigan State	1-0	B1	85.02	99.90	14.88	Jazmine Hill 3-run double	15-2
Mar 4	Boise State	0-0	B1	62.76	82.11	19.35	Jazmyn Rollin 2-run home run	8-0
Mar 5	Houston	0-1	B1	57.75	81.41	23.66	Alexa Milius RBI double	8-4
Mar 12	Arizona	4-3	T6	50.22	79.67	29.45	Marissa Schuld forces pop up	4-3
Mar 18	UCF	3-0	B4	92.38	99.79	7.41	Yaya Acuña stole 2nd	6-0
Mar 26	California	2-2	T8	55.85	90.65	34.80	Alexa Milius 2-run home run	4-2
Apr 1	Washington	1-1	B6	78.02	92.73	14.71	Jazmyn Rollin RBI double	3-1
Apr 2	Washington	0-2	B4	30.88	80.15	49.27	Savannah Price grand slam	5-2
Apr 8	at Utah	0-0	T2	30.19	49.51	19.32	Jordyn VanHook solo home run	10-8
May 5	at Oregon State	0-0	T4	49.01	70.28	21.27	Shannon Cunningham RBI single	8-0

TOP GAME CHANGING PLAYS OF SEASON

All plays with 20% change

DATE	OPPONENT	SCORE	INNING	WIN PROB BEFORE	WIN PROB AFTER	CHANGE	GAME CHANGING PLAY	FINAL
Apr 2	Washington	0-2	B4	30.88	80.15	49.27	Savannah Price grand slam	5-2
Feb 10	Northern Illinois	2-3	B7	12.96	61.31	48.35	Jordyn VanHook solo home run	4-3
May 6	at Oregon State	0-2	T2	40.96	75.98	35.02	Makenna Harper 3-RBI triple	6-7
Mar 26	at California	2-2	T8	55.85	90.65	34.80	Alexa Milius 2-run home run	4-2
Feb 10	vs. Northern Illinois	3-3	B7	65.25	100.00	34.75	Yanni Acuña RBI double	4-3
Feb 18	Illinois State	1-3	B3	45.13	78.87	33.74	Jazmine Hill 3-run home run	11-3
Mar 12	Arizona	4-3	T6	50.22	79.67	29.45	Marissa Schuld forces pop up	4-3
Mar 12	Arizona	1-2	B3	40.75	69.95	29.20	Jordyn VanHook 2-run home run	4-3
Mar 18	vs. Minnesota	0-0	B3	64.74	89.96	25.22	Jazmyn Rollin 3-run home run	3-4
Mar 3	New Mexico	4-1	T5	63.78	88.30	24.52	UNM Flyout	6-2
Mar 5	Houston	0-1	B1	57.75	81.41	23.66	Alexa Milius RBI double	8-4
May 6	at Oregon State	4-5	T5	31.36	54.25	22.89	Alexa Milius RBI double	6-7
Feb 9	vs. CSUN	3-3	T8	72.95	95.65	22.70	Makenna Harper 2-RBI triple	6-3
Mar 31	Washington	0-1	T2	29.61	52.05	22.44	WASH groundout	2-4
Feb 18	Illinois State	0-3	B3	43.68	66.10	22.42	Yanni Acuña RBI single	11-3
Feb 16	BYU	5-6	B6	34.40	56.62	22.22	Emily Cazares double	5-10
May 5	at Oregon State	0-0	T4	49.01	70.28	21.27	Shannon Cunningham RBI single	8-0
Apr 21	at UCLA	0-0	T1	10.00	31.04	21.04	Jazmyn Rollin solo home run	3-7
Feb 19	Weber State	2-2	B5	61.77	82.59	20.82	Jazmine Hill solo home run	3-2
Feb 9	at San Diego State	1-0	T2	60.73	81.53	20.80	Yanni Acuña 2-run home run	8-2
Feb 9	vs. CSUN	3-3	T8	52.28	72.95	20.67	Marissa Schuld single	6-3

Win probability calculations courtesy D1Softball.com and 6-4-3 Charts.





STANDINGS / RPI RANKINGS

PAC-12 STANDINGS

Through May 7	CONFERENCE				OVERALL				L10	STREAK
	W	L	T	PCT	W	L	T	PCT		
UCLA	21	3	0	.875	50	4	0	.926	10-0	Won 23
Washington	16	8	0	.667	37	10	0	.787	7-3	Won 2
Utah	15	9	0	.625	34	13	0	.723	5-5	Won 3
Stanford	14	10	0	.583	39	12	0	.765	7-3	Lost 2
Oregon	14	10	0	.583	35	14	0	.714	7-3	Lost 3
California	9	14	1	.396	33	18	1	.644	4-6	Lost 1
Oregon State	6	17	1	.271	15	28	1	.352	4-6	Won 2
Arizona	6	18	0	.250	28	24	0	.538	4-6	Won 1
Arizona State	6	18	0	.250	22	25	0	.468	1-9	Lost 2

RPI RANKINGS (5/8)

Category	Value	Category	Value
RPI	59	RPI 1-25	3-13
RPI Value	0.56374	RPI 26-50	3-6
Adj. RPI	46	RPI 51-100	6-6
Adj. RPI Value	22-25	RPI 101+	10-0
SOS	57	vs TOP 100	12-25
Adj. Non-Conf RPI	48	vs below 150	6-0
Conf RPI	2		
Conf RPI Value	0.62548		
NC SOS	93		
NC SOS Value	0.53270		

STATISTICAL RANKINGS

TEAM RANKINGS

Through May 7	Stat	Pac-12	NCAA
Batting Average	.262	8	159
Double Plays per Game	0.36	3	66
Doubles	51	8	186
Doubles per Game	1.09	8	182
Earned Run Average	3.65	7	165
Fielding Percentage	.960	8	170
Hit Batters	36	8	246
Home Runs per game	1.23	2	19
On Base Percentage	.356	7	112
Scoring	4.40	8	122
Shutouts	6	8	137
Slugging Percentage	.465	7	42
Stolen Bases per Game	0.89	5	164
Strikeout-to-Walk Ratio	1.59	8	167
Triples per Game	0.15	6	162
WL Percentage	.468	8	175
Walks			

NCAA CAREER ACTIVE LEADERS

Yanni Acuña	RK
Runs	153 37th
Doubles	44 32nd
Slg%	.699 39th
HBP	45 7th

Kayla Lissy	RK
Triples	11 22nd

Jazmyn Rollin	RK
HBP	30 33rd

Marissa Schuld	RK
Saves	8 31st

INDIVIDUAL RANKINGS (Through May 7)

Category	Player	Stat	Pac-12	NCAA
Batting Average	Yanni Acuña	.396	6	62
Hit by Pitch per Game	Yanni Acuña	0.21	2	66
Home Runs	Jordyn VanHook	19	1	5
	Yanni Acuña	10	11	140
	Jazmyn Rollin	10	11	140
Home Runs Per Game	Jordyn VanHook	0.40	1	3
	Jazmyn Rollin	0.23	10	119
	Yanni Acuña	0.21	14	147
On Base Percentage	Yanni Acuña	.515	2	21
Runs per Game	Yanni Acuña	0.89	4	62
Sacrifice Bunts per game	Savannah Price	0.16	1	96
Saves	Marissa Schuld	5	3	15
Slugging Percentage	Jordyn VanHook	.777	2	24
	Yanni Acuña	.716	4	55
Strikeout-to-Walk Ratio	Marissa Schuld	3.08	11	133
Strikeouts Per 7 IP	Makenzie Brown	7.2	7	104
Total Bases	Jordyn VanHook	101	7	92
	Yanni Acuña	96	8	116
Triples Per Game	Makenna Harper	0.07	5	149
Walks Allowed Per 7 IP	Marissa Schuld	1.63	7	112





SUN DEVILS IN THE POLLS

USA TODAY / NFCA (May 9)

Rank	Team	Record	Points	Last
1.	Oklahoma (32)	49-1	800	1
2.	UCLA	50-4	768	2
3.	Florida State	47-8	735	3
4.	Tennessee	41-8	685	4
5.	Washington	37-11	646	9
6.	Duke	43-9	615	8
7.	Stanford	39-12	588	6
8.	Oklahoma State	41-13	559	7
9.	Clemson	45-8	545	10
10.	Texas	40-12-1	534	5
11.	LSU	40-14	445	15
12.	Arkansas	38-16	428	12
13.	Georgia	39-12	417	11
14.	Alabama	38-17	398	14
15.	Baylor	39-15	336	20
16.	Auburn	39-16	324	17
17.	Oregon	35-14	264	13
18.	Florida	35-19	224	16
19.	Northwestern	35-11	216	19
20.	Wichita State	43-9	203	18
21.	Utah	34-13	185	24
22.	Kentucky	30-19-1	143	23
23.	Virginia Tech	36-17	132	21
24.	Central Arkansas	39-9	121	22
25.	Boston University	48-8	30	

ESPN / USA SOFTBALL (May 9)

Rank	Team	Record	Points	Last
1.	Oklahoma (25)	49-1	625	1
2.	UCLA	50-4	599	2
3.	Florida State	47-8	574	3
4.	Tennessee	41-8	544	4
5.	Washington	37-11	490	9
6.	Stanford	39-12	460	7
7.	Texas	40-12-1	450	5
8.	Oklahoma State	41-13	435	6
9.	Duke	43-9	418	11
10.	Clemson	45-8	401	8
11.	Georgia	39-12	388	10
12.	Arkansas	38-16	326	12
13.	Alabama	38-17	321	14
14.	LSU	40-14	309	16
15.	Auburn	39-16	282	15
16.	Baylor	39-15	239	21
17.	Utah	34-13	234	20
18.	Oregon	35-14	207	13
19.	Northwestern	35-11	206	18
20.	Wichita State	43-9	148	19
21.	Florida	35-19	133	17
22.	Virginia Tech	36-17	111	22
23.	Texas A&M	33-18	71	23
24.	Louisiana	43-13	64	24
25.	Central Arkansas	39-9	43	25

D1SOFTBALL (May 8)

Rank	Team	Overall	Last	PW
1.	Oklahoma	49-1	4-0	1
2.	UCLA	50-4	3-0	2
3.	Florida State	47-8	4-0	3
4.	Tennessee	41-8	2-2	4
5.	Washington	37-11	2-1	11
6.	Duke	43-9	0-0	9
7.	Georgia	39-12	1-2	6
8.	Stanford	39-12	1-2	8
9.	LSU	40-14	2-1	15
10.	Clemson	45-8	0-0	10
11.	Texas	40-12-1	1-3	5
12.	Oklahoma State	41-13	0-4	7
13.	Baylor	39-15	3-0	20
14.	Arkansas	38-16	2-2	12
15.	Auburn	39-16	2-1	13
16.	Alabama	38-17	2-1	14
17.	Utah	33-13	3-0	21
18.	Northwestern	35-11	2-1	17
19.	Central Arkansas	39-9	3-0	19
20.	Oregon	35-14	0-3	16
21.	Wichita State	43-9	0-1	18
22.	Texas A&M	33-18	1-0	23
23.	Minnesota	36-16	3-0	25
24.	Louisville	35-17	0-3	24
25.	Cal State Fullerton	33-16	3-0	NR

SOFTBALL AMERICA (May 9)

Rank	Team	Record	Last
1.	Oklahoma	49-1	1
2.	UCLA	50-4	2
3.	Florida State	47-8	3
4.	Tennessee	41-8	4
5.	Washington	37-11	9
6.	Duke	43-9	10
7.	Clemson	45-8	11
8.	Georgia	39-12	5
9.	Stanford	39-12	8
10.	Texas	40-12-1	6
11.	Oklahoma State	41-13	7
12.	LSU	40-14	17
13.	Baylor	39-15	18
14.	Arkansas	38-16	12
15.	Utah	33-13	19
16.	Auburn	39-16	14
17.	Alabama	38-17	15
18.	Northwestern	35-11	16
19.	Oregon	35-14	13
20.	Texas A&M	33-18	22
21.	Central Arkansas	39-9	23
22.	Wichita State	43-9	20
23.	Minnesota	36-16	
24.	Virginia Tech	36-17	25
25.	Louisville	35-17	24

ASU WEEK-BY-WEEK

	RECORD	NFCA	ESPN	D1	SA	RPI	MASSEY
Preseason	0-0	22	RV	NR	25	—	—
1	4-1	22	RV	NR	NR	—	15
2	8-2	RV	RV	NR	NR	—	18
3	11-2	23	RV	NR	NR	—	14
4	15-3	22	t24	NR	NR	53	15
5	16-5	22	RV	NR	NR	45	17
6	17-8	RV	RV	NR	NR	49	23
7	18-10	RV	RV	NR	NR	54	26
8	20-11	25	RV	NR	NR	36	24
9	21-13	RV	RV	NR	NR	41	27
10	21-16	RV	RV	NR	NR	43	28
11	21-20	NR	RV	NR	NR	46	29
12	21-23	NR	NR	NR	NR	46	30
13	22-25	NR	NR	NR	NR	57	30
14							
Final							





SEASON SCHEDULE / RESULTS

DATE	OPPONENT		SCORE / TIME (AZ)		ASU R-H-E	OPP R-H-E	ASU PITCHER(S) OF RECORD	OVR REC	P12 REC	RK	GB	TIME	ATT
Feb 9	vs. CSUN	W	6-3 (8)		6-11-3	3-6-0	Schuld (W 1-0)	1-0	—	—	—	2:58	197
Feb 9	at San Diego State	W	8-2	7	8-9-0	2-3-0	Osborne (W 1-0)	2-0	—	—	—	2:30	805
Feb 10	vs. Northern Illinois	W	4-3	7	4-5-2	3-5-0	Schuld (W 2-0)	3-0	—	—	—	1:57	211
Feb 10	vs. Notre Dame	L	1-7	7	1-9-1	7-12-2	Osborne (L 1-1)	3-1	—	—	—	2:30	333
Feb 11	vs. Memphis	W	10-0	5	10-11-0	0-1-1	Brown (W 1-0)	4-1	—	—	—	1:48	113
Feb 16	BYU	L	5-10	7	5-7-1	10-9-1	Osborne (L 1-2)	4-2	—	—	—	2:02	1213
Feb 17	Portland State	W	8-0	5	8-9-0	0-3-1	Magee (W 1-0)	5-2	—	—	—	1:45	788
Feb 18	Illinois State	W	11-3	5	11-11-0	3-8-0	Jones (W 1-0)	6-2	—	—	—	1:45	806
Feb 18	DePaul	W	8-0	5	8-10-1	0-1-1	Osborne (W 2-2)	7-2	—	—	—	1:14	804
Feb 19	Weber State	W	3-2	7	3-8-1	2-6-0	Brown (W 2-0) / Schuld (S 1)	8-2	—	—	—	1:59	1205
Feb 24	Iowa State	W	9-4	7	9-10-1	5-6-2	Brown (W 3-0)	9-2	—	—	—	2:30	1053
Feb 25	Iowa State	W	2-1	7	2-4-0	1-5-0	Brown (W 4-0) / Schuld (S 2)	10-2	—	—	—	1:50	—
Feb 25	Iowa State	W	9-5	7	9-12-2	4-6-2	Brown (W 5-0)	11-2	—	—	—	2:44	1217
Mar 3	New Mexico	W	6-2	7	6-11-1	2-5-1	Jones (W 2-0) / Schuld (S 3)	12-2	—	—	—	2:15	846
Mar 3	Charlotte	L	5-11	7	5-5-4	11-6-1	Brown (L 5-1)	12-3	—	—	—	2:47	841
Mar 4	Michigan State	W	15-2	5	15-14-0	2-8-1	Brown (W 6-1)	13-3	—	—	—	2:06	854
Mar 4	Boise State	W	8-0	5	8-9-1	0-1-0	Osborne (W 3-2)	14-3	—	—	—	1:33	842
Mar 5	Houston	W	8-4	7	8-9-2	4-4-1	Brown (W 7-1)	15-3	—	—	—	2:25	1096
Mar 10	#17 Arizona*	L	0-9	7	0-4-4	9-10-0	Osborne (L 3-3)	15-4	0-1	t6th	1.0	2:23	2045
Mar 11	#17 Arizona*	L	0-11	6	0-2-2	11-10-0	Schuld (L 2-1)	15-5	0-2	t8th	2.0	2:20	2134
Mar 12	#17 Arizona*	W	4-3	7	4-7-1	3-10-0	Magee (W 2-0) / Schuld (S 4)	16-5	1-2	t5th	2.0	2:38	2105
Mar 17	vs. UCF	L	0-8	6	0-0-3	8-9-1	Magee (L 2-1)	16-6	—	—	—	2:15	284
Mar 17	at #2 Oklahoma State	L	0-1	7	0-2-0	1-3-0	Osborne (L 3-4)	16-7	—	—	—	2:06	751
Mar 18	vs. Minnesota	L	3-4	7	3-8-0	4-5-0	Schuld (L 2-2)	16-8	—	—	—	2:17	197
Mar 18	vs. UCF	W	6-0	7	6-6-3	0-4-0	Osborne (W 4-4)	17-8	—	—	—	2:40	213
Mar 24	at California*	L	3-4	7	3-2-0	4-7-3	Osborne (L 4-5)	17-9	1-3	8th	3.0	2:13	233
Mar 25	at California*	L	0-2	7	0-5-3	2-5-0	Magee (L 2-2)	17-10	1-4	8th	3.5	2:13	578
Mar 26	at California*	W	4-2 (8)		4-6-1	2-6-0	Brown (W 8-1)	18-10	2-4	8th	3.0	2:48	848
Mar 31	#8 Washington*	L	2-4	7	2-3-0	4-8-0	Osborne (L 4-6)	18-11	2-5	8th	4.0	2:47	1652
Apr 1	#8 Washington*	W	3-1	7	3-4-0	1-2-1	Brown (W 9-1)	19-11	3-5	7th	3.0	2:36	1901
Apr 2	#8 Washington*	W	5-2	7	5-5-0	2-4-0	Brown (W 10-1) / Schuld (S 5)	20-11	4-5	6th	3.5	2:37	2062
Apr 7	at Utah*	L	3-12	5	3-3-0	12-13-2	Osborne (L 4-7)	20-12	4-6	7th	5.0	2:00	361
Apr 8	at Utah-1*	W	10-8	7	10-11-1	8-13-3	Magee (W 3-2)	21-12	5-6	—	—	3:20	400
Apr 8	at Utah-2*	L	6-8	7	6-8-1	8-7-1	Osborne (L 4-8)	21-13	5-7	t6th	5.5	2:30	300
Apr 14	#19 Oregon*	L	2-5	7	2-4-1	5-7-1	Osborne (L 4-9)	21-14	5-8	7th	6.5	2:16	1816
Apr 15	#19 Oregon*	L	2-5	7	2-4-1	5-8-1	Schuld (L 2-3)	21-15	5-9	7th	7.5	2:08	1785
Apr 16	#19 Oregon*	L	0-4	7	0-4-0	4-10-1	Osborne (L 4-10)	21-16	5-10	7th	8.5	2:30	1700
Apr 18	Grand Canyon	L	2-3	7	2-4-0	0-3-0	Brown (L 10-2)	21-17	—	—	—	1:52	1280
Apr 21	at #2 UCLA*	L	3-7	7	3-5-0	7-9-0	Osborne (L 4-11)	21-18	5-11	7th	9.5	2:44	1046
Apr 22	at #2 UCLA*	L	1-9	6	1-4-3	9-11-4	Schuld (L 2-4)	21-19	5-12	7th	10.5	2:47	1156
Apr 23	at #2 UCLA*	L	1-4	7	1-3-2	4-10-0	Magee (L 3-3)	21-20	5-13	7th	11.5	2:28	1325
Apr 28	#9 Stanford*	L	2-4	7	2-3-3	4-5-2	Magee (L 3-4)	21-21	5-14	7th	12.5	2:16	1505
Apr 29	#9 Stanford*	L	1-8	7	1-6-1	8-8-1	Schuld (L 2-5)	21-22	5-15	7th	13.5	2:32	1764
Apr 30	#9 Stanford*	L	2-5 (8)		2-8-0	5-11-0	Schuld (L 2-6)	21-23	5-16	t7th	14.5	2:57	1644
May 5	at Oregon State*	W	8-0	6	8-9-0	0-2-2	Magee (W 4-4)	22-23	6-16	7th	14.0	2:01	295
May 6	at Oregon State*	L	6-7	7	6-10-1	7-12-2	Jones (L 2-1)	22-24	6-17	7th	14.5	2:56	802
May 7	at Oregon State*	L	2-3	7	2-7-1	3-7-0	Magee (W 4-5)	22-25	6-18	t8th	15.0	2:18	677
May 11	at Arizona%				6:00 pm								

All times Arizona (Mountain Standard) * – Denotes Pac-12 Game % – Denotes Pac-12 Tournament





SEASON SUPERLATIVES

TEAM

OFFENSE

At bats:	37	at Utah (Apr 8)
Runs scored:	15	vs Michigan State (Mar 4)
Hits:	14	vs Michigan State (Mar 4)
RBI's:	13	vs Michigan State (Mar 4)
Doubles:	4	vs Portland State (Feb 17)
	4	vs DePaul (Feb 18)
Triples:	2	vs CSUN (Feb 9)
Home runs:	4	at San Diego State (Feb 9)
	4	vs Illinois State (Feb 18)
	4	vs Boise State (Mar 4)
Total bases:	24	vs Illinois State (Feb 18)
Walks:	7	vs UCF (Mar 18)
	7	vs Washington (Mar 31)
Strikeouts:	15	at Oklahoma State (Mar 17)
Sac hits:	2	vs Northern Illinois (Feb 10)
	2	vs Stanford (Apr 30)
Sac flies:	2	vs New Mexico (Mar 3)
Stolen bases:	9	at Utah (Apr 8)
Hit by pitch:	3	at UCLA (Apr 22)
Caught stealing:	2	vs UCF (Mar 17)
Runners LOB:	11	vs Notre Dame (Feb 10)
	11	at Utah (Apr 8)
Hit into DP:	2	vs Oregon (Apr 15)

FIELDING

Putouts:	24	vs CSUN (Feb 9)
	24	at California (Mar 26)
	24	vs Stanford (Apr 30)
Assists:	19	at Oklahoma State (Mar 17)
Errors:	4	vs Charlotte (Mar 3)
	4	vs Arizona (Mar 10)
Passed balls:	2	vs New Mexico (Mar 3)
	2	vs Arizona (Mar 10)
	2	vs Oregon (Apr 16)
DPs turned:	2	vs Illinois State (Feb 18)
	2	vs DePaul (Feb 18)
	2	at Oklahoma State (Mar 17)

PITCHING

Innings pitched:	8.0	vs CSUN (Feb 9)
	8.0	at California (Mar 26)
	8.0	vs Stanford (Apr 30)
Runs allowed:	12	at Utah (Apr 7)
Earned runs:	12	at Utah (Apr 7)
Walks allowed:	7	vs Iowa State (Feb 24)
	7	vs Arizona (Mar 12)
Strikeouts:	9	vs Memphis (Feb 11)
	9	vs Boise State (Mar 4)
	9	vs Arizona (Mar 10)
Hits allowed:	13	at Utah (Apr 7)
	13	at Utah (Apr 8)
Doubles allowed:	5	vs Oregon (Apr 15)
Triples allowed:	2	vs Washington (Mar 31)
Homers allowed:	3	vs Minnesota (Mar 18)
	3	vs Oregon (Apr 14)
Wild pitches:	4	at Utah (Apr 7)
	4	vs Oregon (Apr 16)
Hit batters:	3	vs BYU (Feb 16)
	3	at California (Mar 24)

INDIVIDUAL

OFFENSE

At bats:	5	Acuña, Yanni vs CSUN (Feb 9)
	5	Milius, Alexa at Utah (Apr 8)
	5	Lissy, Kayla at Utah (Apr 8)
Runs scored:	3	(8 times)
Hits:	3	(10 times)
RBI's:	7	Hill, Jazmine vs Michigan State (Mar 4)
Doubles:	2	VanHook, Jordyn vs Portland State (Feb 17)
	2	Milius, Alexa vs Portland State (Feb 17)
	2	Milius, Alexa vs Houston (Mar 5)
Triples:	2	Harper, Makenna vs CSUN (Feb 9)
Home runs:	2	VanHook, Jordyn vs Iowa State (Feb 25)
	2	Rollin, Jazmyn at Oregon State (May 5)
Total bases:	8	VanHook, Jordyn vs Portland State (Feb 17)
	8	VanHook, Jordyn vs Iowa State (Feb 25)
	8	Rollin, Jazmyn at Oregon State (May 5)
Walks:	2	(15 times)
Strikeouts:	3	(4 times)
Sac hits:	2	Price, Savannah vs Northern Illinois (Feb 10)
Sac flies:	1	(11 times)
Stolen bases:	5	Acuña, Yanni at Utah (Apr 8)
Hit by pitch:	2	Acuña, Yanni vs Arizona (Mar 11)
	2	Acuña, Yanni at UCLA (Apr 22)
Caught stealing:	2	Acuña, Yanni vs UCF (Mar 17)
Runners LOB:	4	Kinch, Sara at Utah (Apr 8)
	4	Hill, Jazmine at UCLA (Apr 22)

FIELDING

Putouts:	12	VanHook, Jordyn at Oklahoma State (Mar 17)
Assists:	7	Price, Savannah at Oklahoma State (Mar 17)
Errors:	3	Lissy, Kayla vs Charlotte (Mar 3)
	3	Lissy, Kayla vs UCF (Mar 18)
Passed balls:	2	Kinch, Sara vs New Mexico (Mar 3)
	2	Kinch, Sara vs Arizona (Mar 10)
	2	Boccagno, Gianna vs Oregon (Apr 16)

PITCHING

Innings pitched:	7.0	Osborne, Mac vs UCF (Mar 18)
	7.0	Schuld, Marissa vs Oregon (Apr 15)
Runs allowed:	7	Osborne, Mac vs Notre Dame (Feb 10)
	7	Schuld, Marissa at UCLA (Apr 22)
Earned runs:	6	Osborne, Mac vs Notre Dame (Feb 10)
	6	Brown, Kenzie at Utah (Apr 7)
Walks allowed:	6	Magee, Kylee vs Arizona (Mar 12)
Strikeouts:	9	Brown, Kenzie vs Memphis (Feb 11)
	9	Osborne, Mac vs Boise State (Mar 4)
Hits allowed:	11	Osborne, Mac vs Notre Dame (Feb 10)
Doubles allowed:	5	Schuld, Marissa vs Oregon (Apr 15)
Triples allowed:	1	(5 times)
Homers allowed:	2	Brown, Kenzie vs Minnesota (Mar 18)
	2	Brown, Kenzie vs Oregon (Apr 14)
	2	Schuld, Marissa vs Stanford (Apr 29)
Wild pitches:	3	Osborne, Mac vs UCF (Mar 18)
Hit batters:	2	(5 times)





THE LAST TIME

BATTING

AN ASU TEAM

Had 10+ hits	10 at Oregon State (5/6/23)
Had 15+ hits	15 vs. San Diego State (5/21/22)
Scored 5+ runs	6 at Oregon State (5/6/23)
Scored 10+ runs	10 at Utah (4/8/23)
Scored 15+ runs	15 vs. Michigan State (3/4/23)
Scored 20+ runs	21 vs. Grand Canyon (4/6/21)
Hit 4+ doubles	4 vs. DePaul (2/18/23)
Hit a triple	at Oregon State (5/6/23)
Hit 2+ triples	2 vs. CSUN (2/9/23)
Hit 2+ home runs	3 at Oregon State (5/5/23)
Hit 3+ home runs	3 at Oregon State (5/5/23)
Hit 4+ home runs	4 vs. Boise State (3/4/23)
Hit 5+ home runs	6 vs. UTEP (3/6/21)
Hit 6+ home runs	6 vs. UTEP (3/6/21)
Stole 4+ bases	9 at Utah (4/8/23)
Left 10+ runners on base	10 vs. Stanford (4/30/23)

A SUN DEVIL PLAYER

Had 3+ hits	Makenna Harper [3]	at Oregon State (5/7/23)
Had 4+ hits	Jazmine Hill [4]	vs. Northwestern (5/28/22)
Scored 3+ runs	Yanni Acuña [3]	at Utah (4/8/23)
Scored 4+ runs	Jazmine Hill [4]	vs. Illinois State (2/19/22)
Had 3+ RBIs	Makenna Harper [3]	at Oregon State (5/6/23)
Had 4+ RBIs	Jazmyn Rollin [4]	at Oregon State (5/5/23)
Had 5+ RBIs	Jazmine Hill [7]	vs. Michigan State (3/4/23)
Had 6+ RBIs	Jazmine Hill [7]	vs. Michigan State (3/4/23)
Had 7+ RBIs	Jazmine Hill [7]	vs. Michigan State (3/4/23)
Hit 2+ doubles	Alexa Milius [2]	vs. Houston (3/5/23)
Hit a triple	Makenna Harper	at Oregon State (5/6/23)
Hit 2+ triples	Makenna Harper [2]	vs. CSUN (2/9/23)
Hit 2+ home runs	Jazmyn Rollin [2]	at Oregon State (5/5/23)
Hit walk-off home run	Emily Cazares	vs. UCLA (5/8/22)
Hit a grand slam	Savannah Price	vs. Washington (4/2/23)
Led off 1st inn. with HR	Yanni Acuña	at California (3/24/23)
Stole 3+ bases	Yanni Acuña [5]	at Utah (4/8/23)
Stole 4+ bases	Yanni Acuña [5]	at Utah (4/8/23)
Stole 5+ bases	Yanni Acuña [5]	at Utah (4/8/23)
Drew 3+ walks	Cydney Sanders [3]	vs. Northwestern (5/29/22)
Drew 4+ walks	Cheyenne Coyle [4]	vs. Arizona (3/30/14)

AN OPPOSING TEAM

Had 10+ hits	12 at Oregon State (5/6/23)
Had 15+ hits	16 vs. UCLA (5/7/22)
Scored 5+ runs	7 at Oregon State (5/6/23)
Scored 10+ runs	12 at Utah (4/7/23)
Scored 15+ runs	15 vs. Arizona (4/17/21)
Hit 4+ doubles	5 vs. Oregon (4/15/23)
Hit a triple	at UCLA (4/22/23)
Hit 2+ triples	2 vs. Washington (3/31/23)
Hit 2+ home runs	2 vs. Stanford (4/29/23)
Stole 4+ bases	4 vs. Washington (4/2/23)
Left 10+ runners on base	10 vs. Washington (4/2/23)

AN OPPOSING PLAYER

Had 3+ hits	Des Rivera [3]	at Oregon State (5/6/23)
Had 4+ hits	Megan Grant [4]	at UCLA (4/21/23)
Scored 3+ runs	Emily Schultz [3]	vs. Stanford (4/30/23)
Had 3+ RBIs	Des Rivera [3]	at Oregon State (5/6/23)
Hit 2+ doubles	Turiya Coleman [2]	vs. Houston (3/5/23)
Hit a triple	Maya Brady	at UCLA (4/22/23)
Hit 2+ home runs	Halle Morris [2]	vs. Utah (4/14/22)

PITCHING

AN ASU TEAM

Threw a no-hitter	vs. Arizona (5 inn.) (3/27/22)
Threw a perfect game	vs. Arizona (5 inn.) (3/27/22)
Threw a shutout	at Oregon State (5/5/23)
Recorded 10+ strikeouts	12 vs. Northwestern (5/28/22)
Recorded 15+ strikeouts	15 vs. Cal State Fullerton (2/23/20)

A SUN DEVIL PLAYER

Threw a no-hitter	Marissa Schuld	vs. Arizona (5 inn.) (3/27/22)
Threw a perfect game	Marissa Schuld	vs. Arizona (5 inn.) (3/27/22)
Threw a shutout	Kylee Magee	at Oregon State (5/5/23)
Recorded 10+ strikeouts	Marissa Schuld [10]	vs. Marist (3/15/22)
Recorded 15+ strikeouts	Giselle Juarez [15]	at Oregon State (4/8/18)
Gave up 10+ hits	Mac Osborne [11]	vs. Notre Dame (2/10/23)
Walked 5+ batters	Mac Osborne [5]	at Oklahoma State (3/17/23)

AN OPPOSING TEAM

Threw a no-hitter	vs. UCF (3/17/23)
Threw a shutout	vs. Oregon (4/16/23)
Recorded 10+ strikeouts	12 vs. Stanford (4/29/23)
Recorded 15+ strikeouts	15 at Oklahoma State (3/17/23)

AN OPPOSING PLAYER

Threw a no-hitter	Grace Jewell	vs. UCF (3/17/23)
Threw a shutout	Annabel Teperson	at California (3/25/23)
Recorded 10+ strikeouts	NiJaree Canady [11]	vs. Stanford (4/29/23)
Recorded 15+ strikeouts	Kelly Maxwell [15]	at Oklahoma State (3/17/23)
Gave up 10+ hits	Danielle Williams [11]	vs. Northwestern (5/27/22)
Walked 5+ batters	Ruby Meylan [5]	vs. Washington (4/2/23)

FIELDING

AN ASU TEAM

Did not commit an error	at Oregon State (5/5/23)
Committed 2+ errors	3 vs. Stanford (4/28/23)
Turned a double play	at Oregon State (5/5/23)
Turned a triple play	

A SUN DEVIL PLAYER

Recorded 10+ putouts	Jordyn VanHook [10]	at Utah (4/8/23)
Recorded 15+ putouts	Cydney Sanders [19]	vs. Northwestern (5/27/22)
Recorded 5+ assists	Jazmyn Rollin [5]	at UCLA (4/23/23)
Committed 2+ errors	Kayla Lissy [3]	vs. UCF (3/18/23)

AN OPPOSING TEAM

Did not commit an error	at Oregon State (5/7/23)
Committed 2+ errors	2 at Oregon State (5/6/23)
Turned a double play	at UCLA (4/22/23)
Turned a triple play	

AN OPPOSING PLAYER

Recorded 10+ putouts	Aly Kaneshiro [12]	vs. Stanford (4/29/23)
Recorded 15+ putouts	Tuck [15]	at Oklahoma State (3/17/23)
Recorded 5+ assists	Aliya Belarde [6]	at Utah (4/8/23)
Committed 2+ errors	Aliya Belarde [2]	at Utah (4/8/23)

MISCELLANEOUS

AN ASU TEAM

Won in extra-innings	4-2 [8] at California (3/26/23)
Won by run-rule	8-0 [6] at Oregon State (5/6/23)
Scored 6+ runs in an inning	6 vs. Illinois State (2/18/23)
Scored 10+ runs in an inning	10 vs. UTEP (3/6/21)





STARTERS SUMMARY

PLAYER	2023 BY LINEUP POSITION									CAREER BY SEASON					
	1ST	2ND	3RD	4TH	5TH	6TH	7TH	8TH	9TH	2019	2020	2021	2022	2023	CAREER
Gianna Boccagno				1			11	13		52	20	41	32	25	170
Jazmine Hill	8		11	3	2	8	5				29	49	54	37	169
Jazmyn Rollin		1	36	6						44	26	8	44	43	165
Yanni Acuña	32	15								30	7	26	54	47	164
Makenna Harper	2			9	29	3	1			4	22	47	32	44	149
Kayla Lissy						1	4	20	11			47	35	36	118
Alexa Milius		17		1	6	14	4			33		33	9	42	117
Sara Kinch						2	12	9				34	51	23	108
Savannah Price								2	34			8	24	36	68
Jordyn VanHook				27	10	6	3				1	9	1	46	57
Emily Cazares		13				5						0	33	18	51
Marissa Schuld	1	1				2	4		2	2	15		15	10	42
Shannon Cunningham						6	3	2						11	11
Kalyn McCarthy	4													4	4
Yaya Acuña														0	0
Mackenzie Nicholson														0	0
Taylor Nicholson														0	0

LEFT FIELD

Harper, Makenna 44 (20-24)
Hill, Jazmine 2 (1-1)
x-Cazares, Emily 1 (1-0)

CENTER FIELD

Acuña, Yanni 26 (15-11)
Hill, Jazmine 17 (6-11)
McCarthy, Kalyn 4 (1-3)

RIGHT FIELD

Acuña, Yanni 20 (7-13)
Hill, Jazmine 13 (7-6)
Cunningham, Shannon 8 (4-4)
x-Cazares, Emily 5 (4-1)
Milius, Alexa 1 (1-0)

SHORTSTOP

Lissy, Kayla 36 (13-23)
Price, Savannah 11 (9-2)

SECOND BASE

Rollin, Jazmyn 43 (18-25)
Price, Savannah 3 (3-0)
x-Harger, Halle 1 (0-1)

THIRD BASE

Price, Savannah 25 (6-19)
Milius, Alexa 18 (13-5)
Hill, Jazmine 4 (3-1)

FIRST BASE

VanHook, Jordyn 46 (22-24)
Milius, Alexa 1 (0-1)

PITCHER

Magee, Kylee 19 (12-7)
Osborne, Mac 19 (7-12)
Schuld, Marissa 5 (1-4)
Brown, Kenzie 4 (2-2)

DESIGNATED PLAYER

Milius, Alexa 22 (6-16)
x-Cazares, Emily 12 (8-4)
Schuld, Marissa 7 (5-2)
Cunningham, Shannon 3 (2-1)
Acuña, Yanni 1 (0-1)
Boccagno, Gianna 1 (1-0)
Hill, Jazmine 1 (0-1)

CATCHER

Boccagno, Gianna 24 (9-15)
Kinch, Sara 23 (13-10)





COACHING STAFF



MEGAN BARTLETT

THE BARTLETT FILE

Hometown	Terre Haute, Ind.
Education	University of Notre Dame, 2005 MBA: Loyola University Chicago, 2007 JD: Northern Illinois, 2012
Twitter	@coachcbartlett

COACHING CAREER

Loyola University Chicago, GA	2005-07
Northern Illinois, Assistant Coach	2007-12
DePaul, Volunteer Assistant	2013-14
Purdue Assistant Coach	2014-15
Ball State, Head Coach	2016-20
Texas, Assistant Coach	2021-22
Arizona State, Head Coach	Present

COACHING RECORD

Year	School	W	L	T	%
2016	Ball State	22	32	0	.407
2017	Ball State	30	28	0	.517
2018	Ball State	37	19	0	.661
2019	Ball State	34	20	0	.630
2020	Ball State	18	9	0	.667
2023	Arizona State	22	25	0	.468
6 Season Career		163	133	0	.551
5 Seasons @Ball State		141	108	0	.566

Megan Bartlett has been named the head coach for the Arizona State University women's softball program, on June 22, 2022, as announced by Vice President for University Athletics and Athletics Director Ray Anderson.

In 2022, she helped guide Texas to their WCWS appearance against Oklahoma. The squad finished with a 47-22-1 record and No. 2 in the final USA Today/NFCA poll. Bartlett was a mastermind behind the success of the Texas' offense, with the program leading the nation in doubles (116) while setting school single-season records for doubles, runs scored (397), hits (560), total bases (906), RBIs (355), walks (224) and games played (70). UT rallied for an impressive 18 come-from-behind victories, posted 14 total wins over ranked teams and won its first six elimination games during its postseason run through the NCAA Seattle Regional, the NCAA Fayetteville Super Regional and the Women's College World Series.

In her first campaign on the Forty Acres in 2021, Bartlett helped guide Texas to a 43-14 overall record, a No. 12 final ranking and a berth in the NCAA Stillwater Super Regional. The squad set program records for team batting average (.342 - third in NCAA Division I), slugging (.561 - seventh NCAA) and on-base percentage (.419 - fourth NCAA) while putting up top five single-season totals for hits (512 - third NCAA), doubles (79), RBIs (338) and HR's (78).

As the head coach at Ball State for five seasons (2016-20), Bartlett led the program to a 141-108 overall record (.567) while registering three consecutive 30-win seasons from 2017-19. Over that stretch, she helped guide the Cardinals to the 2018 Mid-American Conference (MAC) West Division title with that season's 37 victories marking the fourth-most wins in a single season in program history.

Over her five years in charge of the Ball State program, Bartlett mentored four National Fastpitch Coaches Association (NFCA) All-Great Lakes Region selections, outfielder Rachel Houck (second team), designated player Madison Lee (second team), pitcher Nicole Steinbach (third team) and infielder Stacy Payton (third team). She also had players earn a combination of 12 All-MAC or All-MAC Freshman Team honors and 29 Academic All-MAC accolades to go along with six MAC Distinguished Scholar Athlete inclusions.

Bartlett began her coaching career as a graduate assistant coach at Loyola University Chicago (2005-07), where she was part of the 2007 Horizon League Coaching Staff of the Year while helping her squad to the league's regular season title.

From there, she moved on to become an assistant coach at Northern Illinois (2007-12), working with infielders and outfielders while also serving as the recruiting coordinator, offensive coordinator and

camp coordinator. During her stay at NIU, she guided Huskies hitters to multiple single-season records and helped tutor the squad to top 40 national rankings in 2011 in doubles (2nd - 1.81), batting average (24th - .312), scoring (33rd - 5.49) and slugging percentage (39th - .461).

After spending a single campaign at DePaul as a volunteer assistant coach for the 2014 Big East regular season and tournament champions (44-11), Bartlett moved on to become an assistant coach at Purdue (2014-15). During the 2015 season with the Boilermakers, she served as the team's defensive coordinator, helping the squad improve its team fielding percentage from 10th (.956) all the way to third in the Big 10 (.970).

As a professional softball player, Bartlett was a part of two regular season National Pro Fastpitch (NPF) championship teams (2005-06) with the Chicago Bandits.

Under her maiden name Megan Ciolli, was a four-year letter winner at Notre Dame (2002-05), helping power the Irish to four NCAA Regional appearances, four Big East regular season championships and two Big East Tournament titles. A two-time NFCA All-American (2004, 2005), she captained the 2005 squad to a 46-15 mark while helping secure the program's first-ever NCAA Regional home contests.

The 2004 Big East Player of the Year, Bartlett completed her playing career at Notre Dame as the program's leader in hits (284) and stolen bases (76), while finishing in the top five in batting average (second - .368) and runs scored (second - 161). She also finished ranked in the UND career top 10 in doubles (ninth - 37), triples (seventh - 9), HR's (ninth - 13) and RBIs (10th - 101).

Prior to her collegiate career, the Terre Haute, Ind., native was a three-sport standout in softball, basketball and soccer at North Vigo High School. Following her senior year in 2001, Bartlett was named Indiana Miss Softball as well as the Indiana Gatorade Player of the Year.

Bartlett graduated from the University of Notre Dame with a bachelor's degree of business administration in managerial consulting in 2005. She completed her master's of business administration in healthcare administration at Loyola University Chicago in 2007 and went on to earn a juris doctor from Northern Illinois in 2012.

A licensed attorney in the state of Illinois, she is married to Mike Bartlett, a former professional hockey player, and has two daughters, Vivian and Maren.

ASSISTANT COACHES / SUPPORT STAFF



JIMMY KOLAITIS
Assistant Coach
Third Season



JEREMY MANLEY
Assistant Coach
First Season



LONNY SARGENT
Volunteer Assistant
First Season



MARY IAKOPO
Graduate Assistant
First Season



GIORGIE LOOMIS
Softball Operations
Third Season



NICK SANCHEZ
Student Manager



TANNER SPODEN
Athletic Trainer





THE SUN DEVILS



1 MACKENZIE NICHOLSON

UTILITY

Freshman • 5-7 • R/R

Atlanta, Ga.

Warhill



2023 | FRESHMAN

Made her collegiate debut as a pinch runner against CSUN (2/9) ... appeared twice in the Washington series as a pinch runner ... recorded her first career stolen base in the series finale (4/2) ... stole a base in the series finale at Utah (4/8).

MULTIPLE HIT GAMES

	2	3	4	5+	Total
2023					

MULTIPLE RBI GAMES

	2	3	4	5+	Total
2023					

CAREER HIGHS

At Bats	
Runs	
Hits	
Runs Batted In	
Doubles	
Triples	
Home Runs	
Walks	
Stolen Bases	1 (2x) at Utah (4/8/23)
Hitting Streak	

GAME-BY-GAME BATTING

DATE	OPPONENT	POS	AB	R	H	RBI	2B	3B	HR	BB	K	AVG
F9	vs. CSUN	pr	0	0	0	0	0	0	0	0	0	—
F9	at San Diego State	dnp										
F10	vs. Northern Illinois	dnp										
F10	vs. Notre Dame	dnp										
F11	vs. Memphis	dnp										
F16	BYU	dnp										
F17	Portland State	dnp										
F18	Illinois State	dnp										
F18	DePaul	dnp										
F19	Weber State	dnp										
F24	Iowa State	dnp										
F25	Iowa State	dnp										
F25	Iowa State	dnp										
M3	New Mexico	dnp										
M3	Charlotte	dbp										
M4	Michigan State	dnp										
M4	Boise State	dnp										
M5	Houston	dnp										
M10	Arizona	dnp										
M11	Arizona	dnp										
M12	Arizona	dnp										
M17	vs. UCF	dnp										
M17	at Oklahoma State	dnp										
M18	vs. Minnesota	dnp										
M18	vs. UCF	dnp										
M24	at California	dnp										
M25	at California	dnp										
M26	at California	dnp										
M31	Washington	dnp										
A1	Washington	pr	0	0	0	0	0	0	0	0	0	—
A2	Washington	pr	0	0	0	0	0	0	0	0	0	—
A7	at Utah	dnp										
A8	at Utah	dnp										
A8	at Utah	pr	0	0	0	0	0	0	0	0	0	—
A14	Oregon	dnp										
A15	Oregon	dnp										
A16	Oregon	dnp										
A18	Grand Canyon	dnp										
A21	at UCLA	dnp										
A22	at UCLA	dnp										
A23	at UCLA	dnp										
A28	Stanford	dnp										
A29	Stanford	dnp										
A30	Stanford	pr	0	0	0	0	0	0	0	0	0	—
M5	at Oregon State	dnp										
M6	at Oregon State	pr	0	0	0	0	0	0	0	0	0	—
M7	at Oregon State	dnp										

CAREER STATISTICS

SEASON	AVG	GP	GS	AB	R	H	2B	3B	HR	RBI	SLG%	BB	HBP	SO	GDP	OB%	SF	SH	SB
2023	.000	7	0	0	0	0	0	0	0	0	.000	0	0	0	0	.000	0	0	2



THE SUN DEVILS



4 JAZMYN ROLLIN

INFIELDER

Senior • 5-8 • L/R

Salt Lake City, Utah

West

Missouri

2023 | SENIOR

Has a career-best 13 multi-hit games this season ... recorded at least one hit in every game at SDSU Season Kickoff ... tallied 100th career RBI in the win over Memphis (2/11) ... homered and drove in two against Illinois State (2/18) ... delivered an RBI single against DePaul (2/18) ... posted two hits and drive in a run versus Weber State (2/19) ... notched two hits, including a home run, with two RBIs against Boise State (3/4) ... delivered an RBI single versus Houston (3/5) ... notched her eighth multi-hit game with a home run against Arizona (3/12) ... had two hits with a 3-run home run against Minnesota (3/18) ... singled in a run in the win over UCF (3/18) ... knocked a single against Cal in a win (3/26) ... singled in a run in the Washington series opener (3/31) ... gave the Sun Devils the lead with an RBI double in game two (4/1) ... closed the Washington series with two hits – including a home run – and an RBI in every game of the weekend (4/2) ... walked twice and scored two runs in second game at Utah (4/8) ... singled in each of the final two games of the Oregon series (4/15 & 4/16) ... notched third double of the season against GCU (4/18) ... hit a solo home run in the opener at UCLA (4/21) ... doubled and walked in second game at UCLA (4/22) ... picked up a pair of hits with a double and RBI in the second game of the Stanford series (4/29) ... recorded another two hits with a RBI in the Stanford finale (4/30) ... homered twice and tied a career high with four RBIs in the opener of the Oregon State series (5/5).

MULTIPLE HIT GAMES

	2	3	4	5+	Total
2019	9	2			11
2020	9	1			10
2021					
2022	4	1			5
2023	13				13
CAREER	35	4			39

MULTIPLE RBI GAMES

	2	3	4	5+	Total
2019	4	2	2		8
2020	6	1			7
2021					
2022	2	5	2		9
2023	3	1	1		5
CAREER	15	9	5		29

CAREER HIGHS

At Bats	5	(3x) vs. Northwestern (5/28/22)
Runs	3	(3x) at Oregon (4/8/22)
Hits	3	(4x) at Oregon (4/8/22)
Runs Batted In	4	(5x) at Oregon State (5/5/23)
Doubles	1	(24x) vs. Stanford (4/29/23)
Triples	1	vs. South Alabama (2/7/20)
Home Runs	2	(2x) at Oregon State (5/5/23)
Walks	3	(3x) at Washington (5/13/22)
Stolen Bases	2	(6x) vs. SIUE (2/27/21)
Hitting Streak	8	(2x) March 15, 2022 – April 8, 2022

CAREER STATISTICS

SEASON	AVG	GP	GS	AB	R	H	2B	3B	HR	RBI	SLG%	BB	HBP	SO	GDP	OB%	SF	SH	SB
2019 (Mizzou)	.331	55	44	139	43	46	10	0	10	41	.619	25	6	31	0	.448	2	0	17
2020 (Mizzou)	.364	26	26	77	27	28	5	1	7	19	.727	16	4	18	0	.495	0	0	14
2021 (Mizzou)	.150	16	8	20	8	3	1	0	0	1	.200	6	2	9	0	.393	0	0	5
2022	.219	47	44	114	28	25	4	0	13	35	.596	17	14	36	0	.384	1	1	2
2023	.313	44	43	131	23	41	4	0	10	27	.573	10	4	21	1	.379	0	0	4
Total	.297	188	165	481	129	143	24	1	40	123	.601	74	30	115	1	.420	3	1	42

GAME-BY-GAME BATTING

DATE	OPPONENT	POS	AB	R	H	RBI	*2B	3B	HR	BB	K	AVG
F9	vs. CSUN	ph/2b	3	0	1	0	0	0	0	0	0	.333
F9	at San Diego State	*2b	3	2	2	1	0	0	1	1	0	.500
F10	vs. Northern Illinois	*2b	3	0	1	1	0	0	0	0	0	.444
F10	vs. Notre Dame	*2b	3	1	2	1	0	0	1	1	0	.500
F11	vs. Memphis	*2b	4	2	2	1	0	0	0	0	0	.500
F16	BYU	*2b	4	0	0	0	0	0	0	0	2	.400
F17	Portland State	*2b	3	0	0	0	0	0	0	0	0	.348
F18	Illinois State	*2b	3	2	2	2	0	0	1	0	0	.385
F18	DePaul	*2b	3	0	1	1	0	0	0	0	0	.379
F19	Weber State	*2b	3	0	2	1	0	0	0	0	0	.406
F24	Iowa State	dnp										
F25	Iowa State	dnp										
F25	Iowa State	dnp										
M3	New Mexico	*2b	3	0	1	0	0	0	0	0	0	.400
M3	Charlotte	*2b	2	0	0	0	0	0	0	0	0	.378
M4	Michigan State	*2b	3	2	2	0	1	0	0	0	0	.400
M4	Boise State	*2b	3	2	2	2	0	0	1	0	0	.419
M5	Houston	*2b	3	0	1	1	0	0	0	1	0	.413
M10	Arizona	*2b	2	0	0	0	0	0	0	0	1	.396
M11	Arizona	*2b/dp3	0	0	0	0	0	0	0	0	0	.373
M12	Arizona	*2b	2	2	2	2	0	0	1	0	0	.396
M17	vs. UCF	*2b	3	0	0	0	0	0	0	0	0	.375
M17	at Oklahoma State	*2b	3	0	0	0	0	0	0	0	2	.356
M18	vs. Minnesota	*2b	3	1	2	3	0	0	1	0	1	.371
M18	vs. UCF	*2b/dp2	0	1	1	0	0	0	1	0	0	.375
M24	at California	*2b	3	0	0	0	0	0	0	0	0	.358
M25	at California	*2b	2	0	0	0	0	0	0	0	0	.348
M26	at California	*2b	4	0	1	0	0	0	0	0	0	.342
M31	Washington	*2b	3	0	1	1	0	0	0	0	1	.342
A1	Washington	*2b	3	1	1	1	1	0	0	0	0	.342
A2	Washington	*2b	3	1	2	1	0	0	1	0	1	.354
A7	at Utah	*2b	2	0	0	0	0	0	0	0	0	.345
A8	at Utah	*2b	3	2	0	0	0	0	0	0	2	.333
A8	at Utah	*2b	3	0	0	0	0	0	0	0	1	.322
A14	Oregon	*2b	3	0	0	0	0	0	0	0	0	.312
A15	Oregon	*2b	3	0	1	0	0	0	0	0	0	.312
A16	Oregon	*2b	3	0	1	0	0	0	0	0	0	.313
A18	Grand Canyon	*2b	3	0	1	0	1	0	0	0	1	.314
A21	at UCLA	*2b	3	1	1	1	0	0	1	0	0	.314
A22	at UCLA	*2b	3	1	1	0	0	0	0	0	1	.315
A23	at UCLA	*2b	3	0	0	0	0	0	0	0	2	.306
A28	Stanford	*2b	3	0	0	0	0	0	0	0	1	.298
A29	Stanford	*2b	3	0	2	1	1	0	0	1	1	.308
A30	Stanford	*2b	4	0	2	1	0	0	0	0	1	.314
M5	at Oregon State	*2b	4	2	2	4	0	0	2	0	0	.320
M6	at Oregon State	*2b	2	1	1	0	0	0	0	2	1	.323
M7	at Oregon State	*2b	4	0	0	0	0	0	0	0	1	.313

THE SUN DEVILS



8 MARISSA SCHULD

PITCHER/UTILITY
Graduate • 5-3 • R/R
Scottsdale, Ariz.
Pinnacle
Univ. of Arizona



2023 | GRADUATE

Secured two wins in San Diego (Northern Illinois 2/10 and CSUN 2/9) ... won her 10th straight decision in the win against NIU (2/10) ... recorded her first save of the season against Weber State (2/19) ... notched her second save of the season to clinch the series over Iowa State (2/25) ... started her first game of the season against Iowa State, recording four strikeouts (2/25). Pitched 3.1 scoreless innings in the Sun Devil Classic, registering her third save against New Mexico and adding a strikeout ... had two strikeouts in her start against Arizona (3/11) ... earned the save with two scoreless innings in the Arizona series finale (3/12) ... gave up a run on two hits while taking the loss against Minnesota (3/18) ... threw a scoreless inning against the Golden Bears (3/25) ... pitched two scoreless innings with one strikeout in Washington opener (3/31) ... earned the save with one strikeout over 1.2 innings to clinch series win against the Huskies (4/2) ... threw three shutout innings with two strikeouts during the final game of Utah series (4/8) ... suffered the loss despite a career-best seven innings in game two of the Oregon series (4/15) ... struck out two in one inning against the Ducks in the finale (4/16) ... was perfect with four strikeouts in five innings of relief versus GCU (4/18) ... took the loss with four strikeouts in 3.1 innings of second game at UCLA (4/22) ... threw 0.2 scoreless innings at Oregon State (5/6).

STANDOUT GAMES

	2023	Career
5+ Strikeouts		9
10+ Strikeouts		1
5+ IP & 2 R or less	1	6

CAREER HIGHS

Innings (Start)	7.0	vs. Oregon (4/15/23)
Innings (Relief)	5.2	at San Diego State (5/21/2022)
Strikeouts (Start)	10	vs. Marist (3/15/22)
Strikeouts (Relief)	7	(2x) vs. Ball State (3/13/2022)
Walks (Start)	2	at UCLA (4/22/23)
Walks (Relief)	2	vs. CSUN (2/9/23)
Hits Allowed (Start)	8	vs. Oregon (4/15/23)
Hits Allowed (Relief)	8	vs. UCLA (5/7/2022)
Runs Allowed (Start)	7	at UCLA (4/22/23)
Runs Allowed (Relief)	6	vs. Utah (4/14/2022)
Earned Runs (Start)	7	at UCLA (4/22/23)
Earned Runs (Relief)	5	vs. UCLA (5/7/2022)
Consecutive decisions won	10	March 4, 2022 – March 5, 2023
Scoreless Innings Streak	16.2	March 19, 2022 – April 10, 2022

GAME-BY-GAME PITCHING

DATE	OPPONENT	GS	DEC	IP	H	R	ER	BB	K	HR	NP	ERA
F9	vs. CSUN		W	3.1	1	0	0	2	2	0	50	0.00
F9	at San Diego State			1.0	1	0	0	0	1	0	16	0.00
F10	vs. Northern Illinois		W	2.2	1	0	0	0	2	0	43	0.00
F10	vs. Notre Dame											
F11	vs. Memphis											
F16	BYU			1.2	4	4	4	1	0	0	36	3.23
F17	Portland State											
F18	Illinois State											
F18	DePaul											
F19	Weber State		S	1.1	0	0	0	0	1	0	18	2.80
F24	Iowa State			2.0	1	0	0	1	0	0	27	2.33
F25	Iowa State		S	1.0	0	0	0	1	2	0	19	2.15
F25	Iowa State	*		2.0	2	1	1	1	4	1	34	2.33
M3	New Mexico		S	2.0	0	0	0	0	1	0	24	2.06
M3	Charlotte											
M4	Michigan State											
M4	Boise State											
M5	Houston			1.1	1	0	0	0	1	0	19	1.91
M10	Arizona											
M11	Arizona	*	L	1.1	5	5	5	1	2	1	39	3.56
M12	Arizona		S	2.0	3	0	0	1	0	0	45	3.23
M17	vs. UCF											
M17	at Oklahoma State											
M18	vs. Minnesota		L	1.0	2	1	1	0	1	1	18	3.40
M18	vs. UCF											
M24	at California											
M25	at California			1.0	1	0	0	0	0	0	24	3.25
M26	at California											
M31	Washington			2.0	1	0	0	0	1	0	28	3.00
A1	Washington		S	1.2	2	0	0	0	1	0	25	2.82
A2	Washington											
A7	at Utah											
A8	at Utah			1.0	4	2	2	0	0	1	12	3.21
A8	at Utah			3.0	2	0	0	0	2	0	31	2.90
A14	Oregon											
A15	Oregon	*	L	7.0	8	5	5	1	4	0	97	3.29
A16	Oregon			1.0	1	1	1	0	2	1	14	3.38
A18	Grand Canyon			5.0	0	0	0	0	4	0	63	3.00
A21	at UCLA											
A22	at UCLA	*	L	3.1	7	7	4	2	4	0	78	3.38
A23	at UCLA											
A28	Stanford											
A29	Stanford	*	L	2.0	4	3	3	1	0	2	41	3.66
A30	Stanford		L	1.1	3	3	3	0	2	1	20	3.98
M5	at Oregon State											
M6	at Oregon State			0.2	1	0	0	0	0	0	18	3.93
M7	at Oregon State											

CAREER STATISTICS

SEASON	ERA	W	L	APP	GS	CG	SHO	SV	IP	H	R	ER	BB	SO	2B	3B	HR	BAA
2019 (Arizona)	0.48	2	0	5	2	0	0	0	14.2	13	4	1	1	8	0	0	0	.232
2020 (Arizona)	0.00	0	0	3	0	0	0	0	3.0	2	0	0	0	2	1	0	0	.182
2022	2.09	10	2	27	10	4	1	3	87.0	70	31	26	8	93	10	1	12	.215
2023	3.93	2	6	25	5	1	0	5	51.2	55	32	29	12	37	11	2	8	.267
Total	2.51	14	8	60	17	5	1	8	156.1	140	67	56	21	140	22	3	20	.234





THE SUN DEVILS

8 MARISSA SCHULD

2023 | GRADUATE

Had two RBIs against Memphis (2/11), making it her first multi-RBI game since March 10, 2022, against BYU ... had an RBI single against DePaul (2/18) ... set a career-high with three runs scored against Michigan State (3/4) ... had the walkoff double to run-rule Boise State (3/4) ... snapped an 0-for-13 with a single against Oregon (4/16).

MULTIPLE HIT GAMES

	2	3	4	5+	Total
2019					
2020	3				3
2022					
2023					
CAREER	3				3

MULTIPLE RBI GAMES

	2	3	4	5+	Total
2019					
2020		2			2
2022	1				1
2023					
CAREER	1	2			3

CAREER HIGHS

At Bats	4	(3x) vs. Minnesota (2/19/22)
Runs	3	vs. Michigan State (3/4/23)
Hits	2	(3x) vs. San Diego State (2/21/20)
Runs Batted In	3	(2x) vs. San Diego State (2/21/20)
Doubles	1	(3x) vs. Boise State (3/4/23)
Triples	1	BYU (3/10/22)
Home Runs	1	(2x) vs. San Diego State (2/21/20)
Walks	2	at Alabama (2/28/20)
Stolen Bases		
Hitting Streak	9	February 8, 2020 – February 21, 2020

CAREER STATISTICS

SEASON	AVG	GP	GS	AB	R	H	2B	3B	HR	RBI	SLG%	BB	HBP	SO	GDP	OB%	SF	SH	SB
2019 (Arizona)	.000	9	2	4	1	0	0	0	0	0	.000	0	0	1	0	.000	0	0	0
2020 (Arizona)	.350	17	15	40	6	14	1	0	2	6	.525	3	3	7	0	.435	0	0	0
2022	.211	33	15	19	1	4	1	1	0	2	.368	1	1	9	0	.286	0	0	0
2023	.188	18	10	32	6	6	1	0	0	5	.219	2	1	4	1	.257	0	0	0
Total	.253	77	42	95	14	24	3	1	2	13	.368	6	5	21	1	.330	0	0	0

GAME-BY-GAME BATTING

DATE	OPPONENT	POS	AB	R	H	RBI	2B	3B	HR	BB	K	AVG
F9	vs. CSUN	p	1	1	1	0	0	0	0	0	0	1.000
F9	at San Diego State	dnp										
F10	vs. Northern Illinois	p										
F10	vs. Notre Dame	dp	1	0	0	0	0	0	0	0	0	.500
F11	vs. Memphis	*dp	1	0	1	2	0	0	0	0	0	.667
F16	BYU	dnp										
F17	Portland State	dnp										
F18	Illinois State	dnp										
F18	DePaul	*dp	3	1	1	1	0	0	0	0	1	.500
F19	Weber State	dnp										
F24	Iowa State	p	0	0	0	0	0	0	0	0	0	.500
F25	Iowa State	dnp										
F25	Iowa State	*p	1	0	0	0	0	0	0	0	0	.429
M3	New Mexico	ph/dp	2	0	0	0	0	0	0	0	0	.333
M3	Charlotte	dnp										
M4	Michigan State	*dp	2	3	1	1	0	0	0	1	0	.364
M4	Boise State	*dp	3	0	1	1	1	0	0	0	1	.357
M5	Houston	*dp/p	3	0	0	0	0	0	0	0	0	.294
M10	Arizona	*dp	2	0	0	0	0	0	0	0	1	.263
M11	Arizona	dnp										
M12	Arizona	dnp										
M17	vs. UCF	dnp										
M17	at Oklahoma State	dnp										
M18	vs. Minnesota	dnp										
M18	vs. UCF	dnp										
M24	at California	dnp										
M25	at California	ph/p	1	0	0	0	0	0	0	0	0	.250
M26	at California	dnp										
M31	Washington	dnp										
A1	Washington	dnp										
A2	Washington	dnp										
A7	at Utah	ph	1	0	0	0	0	0	0	0	0	.238
A8	at Utah	dnp										
A8	at Utah	p	1	0	0	0	0	0	0	0	0	.227
A14	Oregon	ph	1	0	0	0	0	0	0	0	0	.217
A15	Oregon	*p	2	1	0	0	0	0	0	1	0	.200
A16	Oregon	*dp/p	4	0	1	0	0	0	0	0	1	.207
A18	Grand Canyon	p	1	0	0	0	0	0	0	0	0	.200
A21	at UCLA	dnp										
A22	at UCLA	*p	2	0	0	0	0	0	0	0	0	.188
A23	at UCLA	dnp										
A28	Stanford	dnp										
A29	Stanford	dnp										
A30	Stanford	dnp										
M5	at Oregon State	dnp										
M6	at Oregon State	dnp										
M7	at Oregon State	dnp										



THE SUN DEVILS



10 KENZIE BROWN

PITCHER

Sophomore • 5-11 • L/R

Lake City, Ill.

Arthur-Lovington-Atwood-Hammond

Tulsa



2023 | SOPHOMORE

Achieved a career-high nine strikeouts in her debut for the Sun Devils and also had her first career shutout and complete game against Memphis (2/11) ... allowed one hit in that game, which is the fewest amount of hits she's allowed in a start ... recorded three wins against Iowa State, obtained seven strikeouts in 8.2 innings in the three-game series ... took three at-bats on 2/25 and achieved the first double of her career, including scoring her second career run ... continued her success at the Sun Devil Classic adding two wins ... pitched 4.2 scoreless innings of relief against Houston (3/6) notching six strikeouts earning her seventh win of the season ... pitched 2.1 innings of relief against Arizona (2/10), striking out two ... started game two against the Wildcats (2/11) ... struck out six in three innings versus UCF (3/17) ... allowed two hits with two strikeouts against Minnesota (3/18) ... appeared in all three games at Cal, throwing nine innings with one unearned run allowed and compiling 15 strikeouts ... picked up her eighth win of the season in the Cal finale (3/26) ... worked all three games of the Washington series without allowing a run in 7.0 innings pitched ... was the pitcher of record in both of the team's wins over the Huskies (4/1 & 4/2) ... allowed three runs in five innings over two games against Oregon (4/14 & 4/16) ... started and suffered the loss allowing three runs versus GCU (4/18).

STANDOUT GAMES

	2023	Career
5+ Strikeouts	5	9
10+ Strikeouts		0
5+ IP & 2 R or less	1	3

CAREER HIGHS

Innings (Start)	5.2	(2x) vs. Minnesota (3/5/22)
Innings (Relief)	5.0	(3x) vs. Iowa State (2/25/23)
Strikeouts (Start)	9	vs. Memphis (2/11/23)
Strikeouts (Relief)	6	(3x) at California (3/26/23)
Walks (Start)	5	vs. Nebraska (3/20/22)
Walks (Relief)	4	(3x) vs. Washington (4/1/23)
Hits Allowed (Start)	8	at Wichita State (4/2/22)
Hits Allowed (Relief)	8	at Utah (4/7/23)
Runs Allowed (Start)	9	at Wichita State (4/2/22)
Runs Allowed (Relief)	6	vs. Arizona (3/11/23)
Earned Runs (Start)	6	(2x) at Texas (2/27/22)
Earned Runs (Relief)	6	at Utah (4/7/23)
Consecutive decisions won	6	May 7, 2022 – February 25, 2023
Scoreless Innings Streak	13.0	March 25, 2023 – April 2, 2023

CAREER STATISTICS

SEASON	ERA	W	L	APP	GS	CG	SHO	SV	IP	H	R	ER	BB	SO	2B	3B	HR	BAA
2022 (Tulsa)	6.78	3	7	22	9	0	0	0	52.2	63	66	51	51	45	16	2	9	.286
2023	3.90	10	2	30	4	1	1	0	73.2	69	52	41	46	76	4	1	8	.240
Total	5.10	13	9	52	13	1	1	0	126.1	132	118	92	97	121	20	3	17	.260

GAME-BY-GAME PITCHING

DATE	OPPONENT	GS	DEC	IP	H	R	ER	BB	K	HR	NP	ERA
F9	vs. CSUN											
F9	at San Diego State			2.0	1	1	1	1	4	0	34	3.50
F10	vs. Northern Illinois											
F10	vs. Notre Dame											
F11	vs. Memphis	*	W	5.0	1	0	0	3	9	0	90	1.00
F16	BYU			3.0	0	0	0	2	4	0	51	0.70
F17	Portland State											
F18	Illinois State	*		2.0	5	3	3	1	2	1	37	2.33
F18	DePaul											
F19	Weber State		W	2.2	3	0	0	0	1	0	37	1.91
F24	Iowa State		W	2.1	1	0	0	2	3	0	41	1.65
F25	Iowa State		W	1.1	1	0	0	0	1	0	24	1.53
F25	Iowa State		W	5.0	4	3	1	2	3	0	91	1.50
M3	New Mexico											
M3	Charlotte	*	L	1.1	3	6	0	1	1	0	48	1.42
M4	Michigan State		W	1.0	0	0	0	0	1	0	12	1.36
M4	Boise State											
M5	Houston		W	4.2	2	0	0	1	6	0	60	1.15
M10	Arizona			2.1	2	2	2	2	3	0	44	1.50
M11	Arizona			4.0	5	6	5	4	0	1	83	2.29
M12	Arizona											
M17	vs. UCF			3.0	3	2	2	0	6	0	64	2.47
M17	at Oklahoma State											
M18	vs. Minnesota			3.0	2	3	3	3	2	2	63	2.79
M18	vs. UCF											
M24	at California			2.0	2	0	0	1	5	0	31	2.66
M25	at California			3.0	1	1	0	0	4	0	44	2.50
M26	at California		W	4.0	2	0	0	1	6	0	63	2.30
M31	Washington			1.0	0	0	0	2	1	0	29	2.26
A1	Washington		W	4.0	0	0	0	4	1	0	67	2.10
A2	Washington		W	2.0	1	0	0	2	3	0	48	2.03
A7	at Utah			2.2	8	6	6	0	2	0	48	2.62
A8	at Utah			2.0	4	3	2	2	0	0	42	2.76
A8	at Utah											
A14	Oregon			2.0	2	2	2	0	1	2	31	2.89
A15	Oregon											
A16	Oregon			3.0	5	1	1	2	2	0	58	2.87
A18	Grand Canyon	*	L	2.0	3	3	3	1	1	1	36	3.09
A21	at UCLA			1.0	1	3	3	3	2	0	33	3.34
A22	at UCLA			0.2	2	2	2	3	1	1	36	3.50
A23	at UCLA											
A28	Stanford											
A29	Stanford			1.1	2	4	4	3	1	0	42	3.82
A30	Stanford											
M5	at Oregon State											
M6	at Oregon State			0.1	3	1	1	0	0	0	20	3.90
M7	at Oregon State											



THE SUN DEVILS



11 MAC OSBORNE

PITCHER

Junior • 5-9 • R/R

Richlands, Va.

Richlands

Virginia Tech



2023 | Junior

Earned first career win with ASU against San Diego State (2/9), allowing one run on one hit with three strikeouts in 4.0 innings ... recorded the first shutout and second complete game of her career against DePaul (2/18), allowing only one hit ... started against Iowa State and lasted 4.2 innings with two strikeouts (2/25) ... pitched a gem against Boise State (3/4) and achieved a career-high with nine strikeouts, adding her second complete game and shutout of the year ... struck out at least five straight batters for the third consecutive game in a start against Arizona (3/10) ... held No. 2 Oklahoma State to one unearned run on three hits (3/17) ... pitched a four-hit shutout with seven strikeouts in career-best even innings to defeat Minnesota (3/18) ... went a career-best 12 consecutive innings without allowing a run during OSU Mizuno Classic ... made two starts against California (3/24 & 3/26), going 1-1 with three strikeouts ... suffered the loss after giving up four runs on seven hits against Washington (3/31) ... held the Huskies to one hit in a no-decision in the series finale (4/2) ... took the loss despite holding Oregon to three runs over five innings (4/14) ... gave up two runs on four hits in three innings in a loss to the Ducks (4/16) ... suffered the loss with four innings worked in UCLA opener (4/21) ... worked a scoreless inning with one strikeout in UCLA finale (4/23) ... worked two scoreless innings with one strikeout in the opener with Stanford (4/28) ... took a no-decision after allowing four runs (three earned) on six hits at Oregon State (5/6).

STANDOUT GAMES

	2023	Career
5+ Strikeouts	5	6
10+ Strikeouts		0
5+ IP & 2 R or less	4	8

CAREER HIGHS

Innings (Start)	7.0	vs. UCF (3/18/23)
Innings (Relief)	5.2	vs. Charlotte (3/3/23)
Strikeouts (Start)	9	vs. Boise State (3/4/23)
Strikeouts (Relief)	5	(2x) vs. Charlotte (3/3/23)
Walks (Start)	5	at Oklahoma State (3/17/23)
Walks (Relief)	3	(2x) vs. East Tennessee State (3/9/22)
Hits Allowed (Start)	11	vs. Notre Dame (2/10/23)
Hits Allowed (Relief)	6	vs. Charlotte (3/3/23)
Runs Allowed (Start)	7	vs. Notre Dame (2/10/23)
Runs Allowed (Relief)	5	vs. Charlotte (3/3/23)
Earned Runs (Start)	6	vs. Notre Dame (2/10/23)
Earned Runs (Relief)	4	at NC State (3/13/21)
Consecutive decisions won	3	March 9, 2022 – February 9, 2023
Scoreless Innings Streak	12.0	March 17, 2023 – March 18, 2023

GAME-BY-GAME PITCHING

DATE	OPPONENT	GS	DEC	IP	H	R	ER	BB	K	HR	NP	ERA
F9	vs. CSUN											
F9	at San Diego State	*	W	4.0	1	1	1	4	3	0	74	1.75
F10	vs. Northern Illinois											
F10	vs. Notre Dame	*	L	3.2	11	7	6	0	3	1	73	6.39
F11	vs. Memphis											
F16	BYU	*	L	2.0	5	6	5	1	3	0	56	8.69
F17	Portland State											
F18	Illinois State											
F18	DePaul	*	W	5.0	1	0	0	1	6	0	56	5.73
F19	Weber State											
F24	Iowa State											
F25	Iowa State											
F25	Iowa State	*		4.2	4	1	1	0	2	0	71	4.71
M3	New Mexico											
M3	Charlotte			5.2	6	5	0	1	5	1	126	3.64
M4	Michigan State											
M4	Boise State	*	W	5.0	1	0	0	0	9	0	78	3.03
M5	Houston											
M10	Arizona	*	L	3.2	4	4	1	2	5	0	70	2.91
M11	Arizona											
M12	Arizona											
M17	vs. UCF											
M17	at Oklahoma State	*	L	6.0	3	1	0	5	2	0	88	2.47
M18	vs. Minnesota											
M18	vs. UCF	*	W	7.0	4	0	0	1	7	0	92	2.10
M24	at California	*	L	4.0	5	4	4	2	2	1	68	2.49
M25	at California											
M26	at California	*		4.0	4	2	1	1	1	0	55	2.43
M31	Washington	*	L	4.0	7	4	4	4	4	1	87	2.74
A1	Washington											
A2	Washington	*		3.1	1	2	2	3	1	0	58	2.82
A7	at Utah	*	L	0.1	3	4	4	1	0	0	17	3.26
A8	at Utah											
A8	at Utah	*	L	2.1	3	5	4	4	0	0	52	3.57
A14	Oregon	*	L	5.0	5	3	3	3	2	1	77	3.62
A15	Oregon											
A16	Oregon	*	L	3.0	4	2	2	2	0	0	47	3.66
A18	Grand Canyon											
A21	at UCLA	*	L	4.0	8	4	4	3	2	1	79	3.83
A22	at UCLA											
A23	at UCLA			1.0	2	0	0	0	1	0	19	3.79
A28	Stanford			2.0	2	0	0	1	1	0	35	3.69
A29	Stanford											
A30	Stanford			1.1	3	1	1	0	0	0	19	3.72
M5	at Oregon State											
M6	at Oregon State	*		3.1	6	4	3	2	2	0	64	3.82
M7	at Oregon State											

CAREER STATISTICS

SEASON	ERA	W	L	APP	GS	CG	SHO	SV	IP	H	R	ER	BB	SO	2B	3B	HR	BAA
2021 (VT)	2.76	2	1	15	5	1	0	0	45.2	43	21	18	10	22	6	1	7	.247
2022 (VT)	4.88	2	0	6	1	0	0	0	14.1	14	10	10	9	9	3	0	2	.259
2023	3.82	4	11	23	19	4	3	0	84.1	93	60	46	41	61	10	1	6	.270
Total	3.59	8	12	44	25	5	3	0	144.1	150	91	74	60	92	19	2	15	.262



THE SUN DEVILS



12 ALEXA MILIUS

INFIELDER

Graduate • 5-2 • R/R

Thomaston, Conn.

Thomaston

Central Connecticut / Virginia Tech



2023 | GRADUATE

Has tied her career-high with 11 multi-hit games ... enters the Pac-12 Tournament with a five-game hitting streak ... recorded her first hit of the season against Notre Dame (2/11), and obtained her first RBI as a Sun Devil against Memphis (2/11) ... has gone a perfect 3-for-3 in two games (Portland State 2/17 and Houston 3/5) ... she posted her third 3-hit game of the season against Houston on (3/5) and tied her career high with two doubles ... singled against Arizona (3/11) ... laid down a sacrifice bunt in the third game of Arizona series (3/12) ... picked up a pair of hits and a run scored versus Minnesota (3/18) ... picked up three hits during the California series, including a two-hit game in the second game (3/25) ... hit the go-ahead home run in the top of the eighth of game three for her first homer of the season (3/26) ... singled in the second game of the Washington series (4/1) ... had two hits and an RBI against Utah (4/8) ... delivered an RBI single in the series finale at Utah (4/8) ... finished 1-for-3 in the second game of the Oregon series (4/15) ... finished 1-for-3 with a double in game two at UCLA (4/22) ... walked and singled in finale of UCLA series (4/23) ... singled in the second game with Stanford (4/29) ... picked up a hit for the second straight game to close the series with the Cardinal (4/30) ... had two hits, including a double, in the first game at Oregon State (5/5) ... tallied her 11th multi-hit game of the season with a double and RBI in second game with Beacers (5/6) ... singled in a run in the OSU finale (5/7).

MULTIPLE HIT GAMES

	2	3	4	5+	Total
2019	8	3			11
2021	6	1			7
2022	1	1			2
2023	8	3			11
CAREER	23	8			31

MULTIPLE RBI GAMES

	2	3	4	5+	Total
2019		2			2
2021	2	2	1		5
2022	1	1	1		3
2023	2	1			3
CAREER	5	6	2		13

CAREER HIGHS

At Bats	5	(3x) at Utah (4/8/23)
Runs	3	(3x) vs. Houston (3/5/23)
Hits	3	(8x) vs. Houston (3/5/23)
Runs Batted In	4	(2x) vs. North Carolina (3/20/22)
Doubles	2	(2x) Houston (3/5/23)
Triples	1	(2x) vs. Wisconsin (2/11/22)
Home Runs	1	(11x) at California (3/26/23)
Walks	2	(2x) at NC State (3/13/21)
Stolen Bases	1	(6x) vs. Iowa State (2/25/23)
Hitting Streak	13	March 16, 2019 – April 4, 2019

GAME-BY-GAME BATTING

DATE	OPPONENT	POS	AB	R	H	RBI	2B	3B	HR	BB	K	AVG
F9	vs. CSUN	dnp										
F9	at San Diego State	dnp										
F10	vs. Northern Illinois	ph	1	0	0	0	0	0	0	0	0	.000
F10	vs. Notre Dame	ph/3b	3	0	1	0	0	0	0	0	1	.250
F11	vs. Memphis	*3b	1	1	1	1	0	0	0	1	0	.400
F16	BYU	*3b	4	0	2	1	1	0	0	0	0	.444
F17	Portland State	*3b	3	0	3	2	0	0	0	0	0	.583
F18	Illinois State	*3b	3	0	0	0	0	0	0	0	0	.467
F18	DePaul	*3b	2	1	1	0	1	0	0	1	0	.471
F19	Weber State	*3b	3	0	1	0	0	0	0	0	1	.450
F24	Iowa State	*3b	3	1	2	1	0	0	0	0	0	.478
F25	Iowa State	*3b	2	0	0	0	0	0	0	0	1	.440
F25	Iowa State	*3b	4	0	3	1	0	0	0	0	0	.483
M3	New Mexico	*3b	3	0	1	0	0	0	0	0	0	.469
M3	Charlotte	*3b	3	0	1	1	1	0	0	0	1	.457
M4	Michigan State	*3b	4	3	2	0	0	0	0	0	1	.462
M4	Boise State	*3b	3	1	1	0	0	0	0	0	1	.452
M5	Houston	*3b	3	3	3	1	2	0	0	1	0	.489
M10	Arizona	*3b	3	0	0	0	0	0	0	0	0	.458
M11	Arizona	*3b	3	0	1	0	0	0	0	0	0	.451
M12	Arizona	*3b/dp2	0	0	0	0	0	0	0	0	0	.434
M17	vs. UCF	*3b	2	0	0	0	0	0	0	1	2	.418
M17	at Oklahoma State	*dp	2	0	0	0	0	0	0	1	1	.404
M18	vs. Minnesota	*dp	4	1	2	0	0	0	0	0	1	.410
M18	vs. UCF	*dp/2b4	0	1	0	0	0	0	0	0	1	.400
M24	at California	*dp	3	0	0	0	0	0	0	1	1	.382
M25	at California	*dp	4	0	2	0	0	0	0	0	0	.389
M26	at California	*dp	3	1	1	3	0	0	1	0	0	.387
M31	Washington	*dp	3	0	0	0	0	0	0	0	1	.372
A1	Washington	*dp	3	0	1	0	0	0	0	0	0	.370
A2	Washington	*dp	2	0	0	0	0	0	0	1	0	.361
A7	at Utah	*rf	2	0	0	0	0	0	0	0	1	.353
A8	at Utah	*dp	5	0	2	1	0	0	0	0	0	.356
A8	at Utah	*dp	4	0	1	2	0	0	0	0	1	.351
A14	Oregon	ph	1	0	0	0	0	0	0	0	1	.347
A15	Oregon	*dp	3	0	1	0	0	0	0	0	0	.347
A16	Oregon	*1b	2	0	0	0	0	0	0	0	0	.340
A18	Grand Canyon	*dp	2	0	0	0	0	0	0	0	0	.333
A21	at UCLA	*dp	2	0	0	0	0	0	0	1	1	.327
A22	at UCLA	*dp	3	0	1	0	1	0	0	0	0	.327
A23	at UCLA	*dp	2	0	1	0	0	0	0	1	1	.330
A28	Stanford	*dp	3	0	0	0	0	0	0	0	2	.321
A29	Stanford	*dp	3	0	1	0	0	0	0	0	1	.322
A30	Stanford	*dp	4	0	1	0	0	0	0	0	1	.319
M5	at Oregon State	*dp	4	1	2	0	1	0	0	0	0	.325
M6	at Oregon State	*dp	3	1	2	1	1	0	0	1	1	.333
M7	at Oregon State	*dp	2	0	1	1	0	0	0	1	1	.336

CAREER STATISTICS

SEASON	AVG	GP	GS	AB	R	H	2B	3B	HR	RBI	SLG%	BB	HBP	SO	GDP	OB%	SF	SH	SB
2019 (CCSU)	.374	34	33	107	19	40	9	1	1	18	.505	12	0	8	0	.430	2	1	2
2021 (VT)	.330	43	33	94	17	31	4	0	7	22	.596	11	1	15	2	.402	1	2	3
2022 (VT)	.229	25	9	35	5	8	0	1	2	10	.457	7	0	4	0	.357	0	1	0
2023	.336	45	42	128	14	43	10	0	1	16	.438	11	0	24	1	.386	1	4	2
Total	.335	147	117	364	55	122	23	2	11	66	.500	41	1	51	3	.400	4	8	7



THE SUN DEVILS



13 KAYLA LISSY

INFIELDER

Junior • 5-5 • L/R

Valrico, Fla.

Durant

Ball State

2023 | JUNIOR

One of three Sun Devils to have at least one hit in every conference series ... made her Sun Devil debut against Iowa State, making three starts ... recorded her first hit for ASU on Feb. 25 against the Cyclones ... walked twice during the Iowa State series ... singled in the Arizona series opener (3/10) ... recorded two hits against the Golden Bears and scored two runs in the series ... singled, walked, and scored in the series finale with Washington (4/2) ... hit first home run as a Sun Devil in the opener at Utah (4/7) ... singled for a three-game hitting streak in game two at Utah (4/8) ... notched a single in the series opener with Oregon (4/14) ... had a single in three at bats versus GCU (4/18) ... recorded first multi-hit game of the season with a pair of singles in second game at UCLA (4/22) ... recorded a single - her 100th career hit - in the first game against Stanford (4/28) ... singled, walked, and scored in the second game at Oregon State (5/6) ... picked up a single in series finale with the Beavers (5/7).

MULTIPLE HIT GAMES

	2	3	4	5+	Total
2021	10	1	2		13
2022	8	1	1		10
2023	1				1
CAREER	19	2	3		24

MULTIPLE RBI GAMES

	2	3	4	5+	Total
2021	3		1		4
2022	1	1	1		3
2023					
CAREER	4	1	2		7

CAREER HIGHS

At Bats	5	(3x) at Utah (4/8/23)
Runs	5	vs. Western Michigan (5/8/21)
Hits	4	(3x) vs. Ohio (4/11/22)
Runs Batted In	4	(2x) vs. Kent State (4/2/22)
Doubles	1	(10x) vs. Ohio (4/11/22)
Triples	1	(11x) vs. Kent State (4/1/22)
Home Runs	1	(6x) at Utah (4/7/23)
Walks	2	(2x) vs. Northern Illinois (4/6/22)
Stolen Bases	3	vs. Ohio (4/25/21)
Hitting Streak	13	April 27, 2021 - May 12, 2021

CAREER STATISTICS

SEASON	AVG	GP	GS	AB	R	H	2B	3B	HR	RBI	SLG%	BB	HBP	SO	GDP	OB%	SF	SH	SB
2021 (Ball St.)	.366	51	47	145	43	53	4	9	2	18	.559	14	3	25	0	.432	0	1	18
2022 (Ball St.)	.330	35	35	106	23	35	6	2	3	17	.509	6	1	25	0	.362	3	1	8
2023	.173	37	36	81	5	14	0	0	1	1	.210	6	1	27	0	.239	0	2	3
Total	.307	123	118	332	71	102	10	11	6	36	.458	26	5	77	0	.363	3	4	29

GAME-BY-GAME BATTING

DATE	OPPONENT	POS	AB	R	H	RBI	2B	3B	HR	BB	K	AVG
F9	vs. CSUN	dnp										
F9	at San Diego State	dnp										
F10	vs. Northern Illinois	dnp										
F10	vs. Notre Dame	dnp										
F11	vs. Memphis	dnp										
F16	BYU	dnp										
F17	Portland State	dnp										
F18	Illinois State	dnp										
F18	DePaul	dnp										
F19	Weber State	dnp										
F24	Iowa State	*ss	2	0	0	0	0	0	0	1	1	.000
F25	Iowa State	*ss	2	0	0	0	0	0	0	0	2	.000
F25	Iowa State	*ss	2	0	1	0	0	0	0	1	1	.167
M3	New Mexico	ss	1	0	0	0	0	0	0	0	0	.143
M3	Charlotte	*ss	1	0	0	0	0	0	0	0	1	.125
M4	Michigan State	*ss	2	0	0	0	0	0	0	0	1	.100
M4	Boise State	*ss	1	0	0	0	0	0	0	1	0	.091
M5	Houston	*ss	3	0	0	0	0	0	0	0	1	.071
M10	Arizona	*ss	3	0	1	0	0	0	0	0	1	.118
M11	Arizona	*ss	2	0	0	0	0	0	0	0	1	.105
M12	Arizona	*ss	2	0	0	0	0	0	0	0	1	.095
M17	vs. UCF	*ss	1	0	0	0	0	0	0	0	1	.091
M17	at Oklahoma State	*ss	1	0	0	0	0	0	0	0	1	.087
M18	vs. Minnesota	*ss	1	0	0	0	0	0	0	0	0	.083
M18	vs. UCF	*ss	2	0	0	0	0	0	0	0	2	.077
M24	at California	*ss	2	1	0	0	0	0	0	0	0	.071
M25	at California	*ss	2	0	1	0	0	0	0	0	0	.100
M26	at California	*ss	3	1	1	0	0	0	0	0	0	.121
M31	Washington	*ss	3	0	0	0	0	0	0	0	1	.111
A1	Washington	*ss	2	0	0	0	0	0	0	0	2	.105
A2	Washington	*ss	2	1	1	0	0	0	0	1	0	.125
A7	at Utah	*ss	2	1	1	1	0	0	1	0	0	.143
A8	at Utah	*ss	5	0	1	0	0	0	0	0	0	.149
A8	at Utah	*ss	3	0	0	0	0	0	0	0	2	.140
A14	Oregon	*ss	2	0	1	0	0	0	0	0	0	.154
A15	Oregon	*ss	3	0	0	0	0	0	0	0	0	.145
A16	Oregon	*ss	2	0	0	0	0	0	0	1	0	.140
A18	Grand Canyon	*ss	3	0	1	0	0	0	0	0	1	.150
A21	at UCLA	*ss	3	0	0	0	0	0	0	0	3	.143
A22	at UCLA	*ss	2	0	2	0	0	0	0	0	0	.169
A23	at UCLA	*ss	2	0	0	0	0	0	0	0	1	.164
A28	Stanford	*ss	2	0	1	0	0	0	0	0	0	.174
A29	Stanford	*ss	2	0	0	0	0	0	0	0	2	.169
A30	Stanford	*ss	3	0	0	0	0	0	0	0	0	.162
M5	at Oregon State	*ss	2	0	0	0	0	0	0	0	1	.158
M6	at Oregon State	*ss	3	1	1	0	0	0	0	1	0	.165
M7	at Oregon State	*ss	2	0	1	0	0	0	0	0	0	.173

THE SUN DEVILS



14 DEBORAH JONES

PITCHER

Junior • 6-0 • R/R

Unionville, Ind.

Bloomington North

Ball State



2023 | JUNIOR

Pitched final 2.1 innings against Notre Dame (2/10), allowing one hit and no runs in her Sun Devil debut ... recorded her first win of the season against Illinois State (2/18), pitching three scoreless innings in relief, allowing only one walk and striking out five batters ... got her second win of the season working 1.2 innings in relief against New Mexico (3/3) ... worked a pair of scoreless innings to secure the Sun Devils' fifth run-rule victory of the season against Michigan State (3/4) ... posted a pair of strikeouts during two appearances against Arizona ... worked a perfect inning with one strikeout against UCLA (4/21) ... threw 1.2 scoreless innings with a pair of strikeouts in the second game at UCLA (4/22) ... allowed one run on two hits in two innings of UCLA finale (4/23) ... worked a season-best 3.2 innings with one run allowed versus Stanford (4/29) ... suffered the loss in game two at OSU by allowing two runs on two hits (5/6).

STANDOUT GAMES

	2023	Career
5+ Strikeouts	1	19
10+ Strikeouts		2
5+ IP & 2 R or less		17

CAREER HIGHS

Innings (Start)	9.0	vs. Bowling Green (4/29/22)
Innings (Relief)	4.2	(3x) at Miami (5/4/22)
Strikeouts (Start)	12	vs. Northern Kentucky (3/5/22)
Strikeouts (Relief)	7	vs. Seattle (2/12/22)
Walks (Start)	8	vs. Miami (OH) (4/27/21)
Walks (Relief)	4	at Mississippi State (3/5/21)
Hits Allowed (Start)	13	vs. Miami (OH) (4/27/21)
Hits Allowed (Relief)	8	vs. Seattle (2/12/22)
Runs Allowed (Start)	11	vs. Miami (OH) (4/27/21)
Runs Allowed (Relief)	4	at UAB (3/13/21)
Earned Runs (Start)	9	vs. Miami (OH) (4/27/21)
Earned Runs (Relief)	4	at UAB (3/13/21)
Consecutive decisions won	8	March 13, 2021 – April 29, 2021
Scoreless Innings Streak	12.0	February 29, 2020 – March 4, 2020

CAREER STATISTICS

SEASON	ERA	W	L	APP	GS	CG	SHO	SV	IP	H	R	ER	BB	SO	2B	3B	HR	BAA
2020 (Ball St.)	1.63	7	2	14	11	4	2	0	68.2	55	23	16	27	55	6	1	3	.221
2021 (Ball St.)	3.64	12	7	30	16	6	2	3	111.2	114	72	58	60	79	22	0	8	.261
2022 (Ball St.)	2.52	6	8	25	17	8	3	1	105.2	91	57	38	54	95	14	0	6	.225
2023	3.13	2	1	15	0	0	0	0	22.1	25	12	10	10	17	4	0	0	.281
Total	2.77	27	18	84	44	18	7	4	308.1	285	164	122	151	246	46	1	17	.242

GAME-BY-GAME PITCHING

DATE	OPPONENT	GS	DEC	IP	H	R	ER	BB	K	HR	NP	ERA
F9	vs. CSUN											
F9	at San Diego State											
F10	vs. Northern Illinois											
F10	vs. Notre Dame			2.1	1	0	0	1	1	0	46	0.00
F11	vs. Memphis											
F16	BYU			0.1	0	0	0	0	0	0	7	0.00
F17	Portland State											
F18	Illinois State	W		3.0	3	0	0	1	5	0	63	0.00
F18	DePaul											
F19	Weber State											
F24	Iowa State											
F25	Iowa State											
F25	Iowa State											
M3	New Mexico	W		1.2	1	1	0	2	1	0	42	0.00
M3	Charlotte											
M4	Michigan State			2.0	3	0	0	0	1	0	26	0.00
M4	Boise State											
M5	Houston											
M10	Arizona			1.0	4	3	2	1	1	0	35	1.35
M11	Arizona			0.2	0	0	0	0	1	0	10	1.27
M12	Arizona											
M17	vs. UCF			0.0	3	2	2	2	0	0	20	2.55
M17	at Oklahoma State											
M18	vs. Minnesota											
M18	vs. UCF											
M24	at California											
M25	at California											
M26	at California											
M31	Washington											
A1	Washington											
A2	Washington											
A7	at Utah			1.0	2	2	2	1	1	0	19	3.50
A8	at Utah											
A8	at Utah											
A14	Oregon											
A15	Oregon											
A16	Oregon											
A18	Grand Canyon											
A21	at UCLA			1.0	0	0	0	0	1	0	31	3.23
A22	at UCLA			1.2	2	0	0	0	2	0	31	2.86
A23	at UCLA			2.0	2	1	1	0	0	0	31	2.94
A28	Stanford											
A29	Stanford			3.2	2	1	1	1	1	0	55	2.75
A30	Stanford			0.1	0	0	0	0	0	0	3	2.71
M5	at Oregon State											
M6	at Oregon State	L		1.2	2	2	2	1	2	0	35	3.13
M7	at Oregon State											



THE SUN DEVILS



16 SAVANNAH PRICE

INFIELDER

Junior • 5-9 • R/R

Rio Linda, Calif.

East Nicolaus



2023 | JUNIOR

Leads the Pac-12 in sacrifice bunts per game ... had two hits at the SDSU Kickoff Classic, including her first RBI of the season against Memphis (2/11) ... recorded two hits at the Littlewood Classic, which included an RBI double against DePaul (2/18) ... walked, then stole second base and scored on a single against Iowa State (2/24) ... singled against New Mexico (3/3) ... made her first appearance of the season at third base during the OSU Mizuno Classic ... walked and scored in the win over UCF (3/18) ... doubled and scored in the finale of the Cal series (3/26) ... walked twice and scored a run in series opener with Washington (3/31) ... hit a go-ahead grand slam to clinch series win over Huskies (4/2) ... tripled and scored in the second game at Utah (4/8) ... singled in the series finale at Utah (4/8) ... snapped an 0-for-15 with a single in the finale of the Stanford series (4/30) ... singled and scored in the opening game of the Oregon State series (5/5) ... finished 1-for-2 with a run scored in second game at OSU (5/6).

MULTIPLE HIT GAMES

	2	3	4	5+	Total
2021	2				2
2022	4				4
2023					
CAREER	6				6

MULTIPLE RBI GAMES

	2	3	4	5+	Total
2021	2				2
2022	1	1			2
2023			1		1
CAREER	3	1	1		5

CAREER HIGHS

At Bats	4	(3x) at Utah (4/8/23)
Runs	2	(2x) vs. Utah (4/15/22)
Hits	2	(6x) vs. Utah (4/14/23)
Runs Batted In	4	vs. Washington (4/2/23)
Doubles	2	vs. Marist (3/15/22)
Triples	1	(2x) at Utah (4/8/23)
Home Runs	1	(3x) vs. Washington (4/2/23)
Walks	2	(2x) vs. Washington (3/31/23)
Stolen Bases	1	(9x) at Oregon State (5/6/23)
Hitting Streak	5	May 8, 2021 – May 21, 2021

CAREER STATISTICS

SEASON	AVG	GP	GS	AB	R	H	2B	3B	HR	RBI	SLG%	BB	HBP	SO	GDP	OB%	SF	SH	SB
2021	.360	25	8	25	9	9	1	0	1	4	.520	3	0	7	0	.429	0	0	1
2022	.333	43	24	54	20	18	4	1	1	9	.500	11	0	17	0	.446	0	0	2
2023	.160	45	39	75	11	12	2	1	1	6	.253	10	0	31	1	.259	0	7	6
Total	.253	113	71	154	40	39	7	2	3	19	.383	24	0	55	1	.354	0	7	9

GAME-BY-GAME BATTING

DATE	OPPONENT	POS	AB	R	H	RBI	2B	3B	HR	BB	K	AVG
F9	vs. CSUN	*ss	3	0	1	0	0	0	0	0	1	.333
F9	at San Diego State	*ss	2	0	0	0	0	0	0	0	1	.200
F10	vs. Northern Illinois	*ss	1	0	0	0	0	0	0	0	0	.167
F10	vs. Notre Dame	*ss	2	0	0	0	0	0	0	0	0	.125
F11	vs. Memphis	*ss	2	1	1	1	0	0	0	1	0	.200
F16	BYU	*ss	1	0	0	0	0	0	0	1	1	.182
F17	Portland State	*ss	2	0	0	0	0	0	0	0	0	.154
F18	Illinois State	*ss	2	1	1	0	0	0	0	0	0	.200
F18	DePaul	*ss	2	1	1	1	1	0	0	0	0	.235
F19	Weber State	*ss	2	0	0	0	0	0	0	0	0	.211
F24	Iowa State	*2b	2	1	0	0	0	0	0	1	2	.190
F25	Iowa State	*2b	1	0	0	0	0	0	0	0	0	.182
F25	Iowa State	*2b/ss	0	0	0	0	0	0	0	0	0	.182
M3	New Mexico	*2b/ss	2	0	1	0	0	0	0	0	0	.208
M3	Charlotte	ss	2	0	0	0	0	0	0	0	0	.192
M4	Michigan State	ss	0	0	0	0	0	0	0	0	0	.192
M4	Boise State	dnp										
M5	Houston	pr/2b	0	0	0	0	0	0	0	0	0	.192
M10	Arizona	dnp										
M11	Arizona	2b	1	0	0	0	0	0	0	0	1	.185
M12	Arizona	3b	1	0	0	0	0	0	0	0	1	.179
M17	vs. UCF	ss	0	0	0	0	0	0	0	0	0	.179
M17	at Oklahoma State	*3b	0	0	0	0	0	0	0	2	0	.179
M18	vs. Minnesota	*3b	2	0	0	0	0	0	0	0	0	.167
M18	vs. UCF	*3b	2	1	0	0	0	0	0	1	1	.156
M24	at California	*3b	1	0	0	0	0	0	0	0	1	.152
M25	at California	*3b	1	0	0	0	0	0	0	1	1	.147
M26	at California	*3b	3	1	1	0	1	0	0	0	1	.162
M31	Washington	*3b	1	1	0	0	0	0	0	2	1	.158
A1	Washington	*3b	2	0	0	0	0	0	0	0	2	.150
A2	Washington	*3b	2	1	1	4	0	0	1	0	1	.167
A7	at Utah	*3b	2	0	0	0	0	0	0	0	0	.159
A8	at Utah	*3b	4	1	1	0	0	1	0	0	0	.167
A8	at Utah	*3b	3	0	1	0	0	0	0	0	2	.176
A14	Oregon	*3b	2	0	0	0	0	0	0	0	2	.170
A15	Oregon	*3b	0	0	0	0	0	0	0	0	0	.170
A16	Oregon	*3b	2	0	0	0	0	0	0	0	1	.164
A18	Grand Canyon	*3b	1	0	0	0	0	0	0	1	1	.161
A21	at UCLA	*3b	2	0	0	0	0	0	0	0	1	.155
A22	at UCLA	*3b	1	0	0	0	0	0	0	0	1	.153
A23	at UCLA	*3b	1	0	0	0	0	0	0	0	1	.150
A28	Stanford	*3b	2	0	0	0	0	0	0	0	1	.145
A29	Stanford	*3b	2	0	0	0	0	0	0	0	1	.141
A30	Stanford	*3b	3	0	1	0	0	0	0	0	1	.149
M5	at Oregon State	3b*	3	1	1	0	0	0	0	0	1	.157
M6	at Oregon State	3b*	2	1	1	0	0	0	0	0	0	.167
M7	at Oregon State	3b*	3	0	0	0	0	0	0	0	2	.160



THE SUN DEVILS



17 JORDYN VANHOOK

INFIELDER

Senior • 5-10 • R/R

Woodland Hills, Calif.

El Camino Real Charter



2023 | SENIOR

Named as Pac-12 Player of the Week on February 20, her first career honor ... currently leads the Pac-12 with 19 home runs ... notched her first career multi-hit game with two singles against Notre Dame (2/10) ... homered in four consecutive games (BYU 2/16–DePaul 2/18) ... delivered a pair of hits and RBIs versus BYU (2/16) ... had a career-high three hits and five RBIs in the win over Portland State (2/17) ... notched a second two-hit & two-RBI game against DePaul (2/18) ... achieved her first career multi-HR game against Iowa State on 2/25 ... went 4-for-10 with three home runs in ISU series ... had a pair of hits with a homer against New Mexico (3/3) ... doubled and homered with two RBIs versus Charlotte (3/3) ... hit a three-run home run against Boise State (3/4) ... delivered a pair of hits with a home run and three RBIs against Houston (3/5) ... homered and drove in two as part of a two-hit day in Arizona series finale (3/12) snapped an 0-for-17 streak with a single in the final game of the California series (3/26) ... delivered an RBI single and had two walks in Washington opener (3/31) ... drew another two walks in game two versus Huskies (4/1) ... homered in the second game of Utah series (4/8) ... picked up a single in the opener with Oregon (4/14) ... drive in a run with a groundout in game two with the Ducks (4/15) ... doubled off the bench in Oregon finale (4/16) ... hit 16th home run of the season against GCU (4/18) ... homered and walked in opener of UCLA series (4/21) ... drove in a run with a sacrifice fly in second game at UCLA (4/22) ... hit a solo home run in the seventh inning of the UCLA finale (4/23) ... walked twice in the Stanford opener (4/28) ... singled in four trips during the second game with the Cardinal (4/29) ... hit a solo home run at Oregon State (5/5).

MULTIPLE HIT GAMES

	2	3	4	5+	Total
2020					
2021					
2022					
2023	8	1			9
CAREER	8	1			9

MULTIPLE RBI GAMES

	2	3	4	5+	Total
2020			1		1
2021	1	2			3
2022					
2023	4	3		1	8
CAREER	5	5	1	1	12

CAREER HIGHS

At Bats	4	(9x) at Oregon State (5/6/23)
Runs	3	vs. Portland State (2/17/23)
Hits	3	vs. Portland State (2/17/23)
Runs Batted In	5	vs. Portland State (2/17/23)
Doubles	2	vs. Portland State (2/17/23)
Triples		
Home Runs	2	vs. Iowa State (2/25/23)
Walks	2	(4x) vs. Stanford (4/28/23)
Stolen Bases	1	(2x) vs. UIW (3/5/21)
Hitting Streak	13	February 16, 2023 – March 5, 2023

GAME-BY-GAME BATTING

DATE	OPPONENT	POS	AB	R	H	RBI	2B	3B	HR	BB	K	AVG
F9	vs. CSUN	*1b	3	0	1	0	0	0	0	1	0	.333
F9	at San Diego State	*1b	3	2	1	1	0	0	1	1	2	.333
F10	vs. Northern Illinois	*1b	2	1	1	1	0	0	1	1	0	.375
F10	vs. Notre Dame	*1b	4	0	2	0	0	0	0	0	0	.417
F11	vs. Memphis	*1b	3	0	0	0	0	0	0	0	2	.333
F16	BYU	*1b	4	2	2	2	0	0	1	0	1	.368
F17	Portland State	*1b	3	3	3	5	2	0	1	0	0	.455
F18	Illinois State	*1b	2	1	1	1	0	0	1	1	0	.458
F18	DePaul	*1b	3	2	2	2	0	0	1	0	0	.481
F19	Weber State	*1b	2	0	1	0	0	0	0	0	0	.483
F24	Iowa State	*1b	3	2	1	0	1	0	0	1	1	.469
F25	Iowa State	*1b	3	1	1	1	0	0	1	0	2	.457
F25	Iowa State	*1b	4	2	2	3	0	0	2	0	1	.462
M3	New Mexico	*1b	3	1	2	1	0	0	1	0	0	.476
M3	Charlotte	*1b	3	1	2	2	1	0	1	0	0	.489
M4	Michigan State	*1b	4	2	1	0	0	0	0	0	1	.469
M4	Boise State	*1b	3	1	1	3	0	0	1	0	1	.462
M5	Houston	*1b	4	1	2	3	1	0	1	0	0	.464
M10	Arizona	*1b	3	0	0	0	0	0	0	0	0	.441
M11	Arizona	*1b	2	0	0	0	0	0	0	1	0	.426
M12	Arizona	*1b	3	1	2	2	0	0	1	0	0	.438
M17	vs. UCF	*1b	2	0	0	0	0	0	0	0	0	.424
M17	at Oklahoma State	*1b	2	0	0	0	0	0	0	1	2	.412
M18	vs. Minnesota	*1b	3	0	0	0	0	0	0	0	3	.394
M18	vs. UCF	*1b	2	0	0	0	0	0	0	1	1	.384
M24	at California	*1b	3	0	0	0	0	0	0	0	0	.368
M25	at California	*1b	3	0	0	0	0	0	0	0	1	.354
M26	at California	*1b	3	0	1	0	0	0	0	1	0	.354
M31	Washington	*1b	1	0	1	1	0	0	0	2	0	.361
A1	Washington	*1b	1	0	0	0	0	0	0	2	1	.357
A2	Washington	*1b	3	0	0	0	0	0	0	0	2	.345
A7	at Utah	*1b	1	1	0	0	0	0	0	1	0	.341
A8	at Utah	*1b	4	1	1	1	0	0	1	0	2	.337
A8	at Utah	*1b	3	0	0	0	0	0	0	1	1	.326
A14	Oregon	*1b	3	0	1	0	0	0	0	0	2	.327
A15	Oregon	*1b	3	0	0	1	0	0	0	0	0	.317
A16	Oregon	1b	1	0	1	0	1	0	0	0	0	.324
A18	Grand Canyon	*1b	3	1	1	1	0	0	1	0	0	.324
A21	at UCLA	*1b	2	1	1	1	0	0	1	1	1	.327
A22	at UCLA	*1b	1	0	0	1	0	0	0	0	1	.324
A23	at UCLA	*1b	3	1	1	1	0	0	1	0	2	.324
A28	Stanford	*1b	1	0	0	0	0	0	0	2	1	.321
A29	Stanford	*1b	4	0	1	0	0	0	0	0	2	.319
A30	Stanford	*1b	3	0	0	0	0	0	0	0	1	.311
M5	at Oregon State	*1b	4	1	1	1	0	0	1	0	1	.309
M6	at Oregon State	*1b	4	0	0	0	0	0	0	0	2	.299
M7	at Oregon State	*1b	3	0	0	0	0	0	0	0	2	.292

CAREER STATISTICS

SEASON	AVG	GP	GS	AB	R	H	2B	3B	HR	RBI	SLG%	BB	HBP	SO	GDP	OB%	SF	SH	SB
2020	.462	14	1	13	7	6	0	0	3	7	1.154	2	1	2	0	.529	1	0	0
2021	.171	22	9	35	7	6	0	0	2	9	.343	6	0	12	0	.286	1	0	2
2022	.176	20	1	17	5	3	0	0	0	2	.176	1	1	7	0	.263	0	0	0
2023	.292	47	46	130	29	38	6	0	19	35	.777	18	1	39	1	.380	1	1	0
Total	.272	103	57	195	48	53	6	0	24	53	.672	27	3	60	1	.364	3	1	2



THE SUN DEVILS



18 SARA KINCH

CATCHER

Junior • 5-10 • R/R

Temecula, Calif.

Great Oak HS

Minnesota

2023 | JUNIOR

Had two RBIs in her debut as a Sun Devil against CSUN (2/9) ... drove in a run with a sac fly against DePaul (2/18) ... singled and walked in her appearance against Iowa State (2/25) ... had her first multi-hit game as a Sun Devil with a double and three RBIs against Michigan State (3/4) ... went 1-for-3 with a run to help defeat UCF (3/18) ... hit first home run at ASU in the opener of the UCLA series (4/21) ... singled in the UCLA finale for her first multi-game hitting streak as a Sun Devil (4/23) ... doubled in game two at Oregon State for the only hit of the series (5/6).

MULTIPLE HIT GAMES

	2	3	4	5+	Total
2021	6	1			7
2022	5				5
2023	1				1
CAREER	12	1			13

MULTIPLE RBI GAMES

	2	3	4	5+	Total
2021	1	1			2
2022	5	3	1		9
2023	1	1			2
CAREER	7	5	1		13

CAREER HIGHS

At Bats	5	(2x) vs. Rutgers (3/27/22)
Runs	2	(5x) vs. Maryland (4/24/22)
Hits	3	vs. Nebraska (4/16/21)
Runs Batted In	4	vs. Iowa (4/8/22)
Doubles	2	vs. Maryland (4/22/22)
Triples		
Home Runs	1	(17x) at UCLA (4/21/23)
Walks	2	(3x) vs. Drake (3/12/22)
Stolen Bases	1	vs. Iowa (4/23/21)
Hitting Streak	7	April 11, 2021 – April 23, 2021

CAREER STATISTICS

SEASON	AVG	GP	GS	AB	R	H	2B	3B	HR	RBI	SLG%	BB	HBP	SO	GDP	OB%	SF	SH	SB
2021 (Minn.)	.252	44	42	119	17	30	3	0	9	17	.504	13	5	34	0	.350	0	3	1
2022 (Minn.)	.233	52	51	146	16	34	7	0	7	36	.425	11	5	43	0	.305	2	5	0
2023	.145	27	23	62	2	9	2	0	1	8	.226	5	1	14	1	.211	3	0	0
Total	.223	123	116	327	35	73	12	0	17	61	.416	29	11	91	1	.304	5	8	1

GAME-BY-GAME BATTING

DATE	OPPONENT	POS	AB	R	H	RBI	2B	3B	HR	BB	K	AVG
F9	vs. CSUN	*c	2	0	1	2	0	0	0	1	0	.500
F9	at San Diego State	dnp										
F10	vs. Northern Illinois	*c	2	0	0	0	0	0	0	0	0	.250
F10	vs. Notre Dame	dnp										
F11	vs. Memphis	dnp										
F16	BYU	dnp										
F17	Portland State	*c	2	0	0	0	0	0	0	0	0	.167
F18	Illinois State	dnp										
F18	DePaul	*c	2	0	1	1	0	0	0	0	1	.250
F19	Weber State	*c	3	0	0	0	0	0	0	0	0	.182
F24	Iowa State	dnp										
F25	Iowa State	*c	1	0	1	0	0	0	0	1	0	.250
F25	Iowa State	dnp										
M3	New Mexico	*c	1	0	0	1	0	0	0	0	0	.231
M3	Charlotte	dnp										
M4	Michigan State	*c	3	0	2	3	1	0	0	0	1	.312
M4	Boise State	dnp										
M5	Houston	*c	2	0	0	0	0	0	0	1	1	.278
M10	Arizona	*c	2	0	0	0	0	0	0	0	0	.250
M11	Arizona	dnp										
M12	Arizona	dnp										
M17	vs. UCF	dnp										
M17	at Oklahoma State	*c	2	0	0	0	0	0	0	0	2	.227
M18	vs. Minnesota	dnp										
M18	vs. UCF	*c	3	1	1	0	0	0	0	0	0	.240
M24	at California	*c	3	0	0	0	0	0	0	0	1	.214
M25	at California	dnp										
M26	at California	dnp										
M31	Washington	dnp										
A1	Washington	*c	3	0	0	0	0	0	0	0	0	.194
A2	Washington	*c	2	0	0	0	0	0	0	0	1	.182
A7	at Utah	dnp										
A8	at Utah	*c	3	0	0	0	0	0	0	1	0	.167
A8	at Utah	dnp										
A14	Oregon	dnp										
A15	Oregon	*c	2	0	0	0	0	0	0	0	0	.158
A16	Oregon	c	1	0	0	0	0	0	0	0	0	.154
A18	Grand Canyon	c	2	0	0	0	0	0	0	0	0	.146
A21	at UCLA	*c	3	1	1	1	0	0	1	0	0	.159
A22	at UCLA	dnp										
A23	at UCLA	*c	2	0	1	0	0	0	0	1	1	.174
A28	Stanford	*c	3	0	0	0	0	0	0	0	2	.163
A29	Stanford	*c	2	0	0	0	0	0	0	0	0	.157
A30	Stanford	c	2	0	0	0	0	0	0	0	1	.151
M5	at Oregon State	ph/c	2	0	0	0	0	0	0	0	1	.145
M6	at Oregon State	*c	4	0	1	0	1	0	0	0	1	.153
M7	at Oregon State	*c	3	0	0	0	0	0	0	0	1	.145

THE SUN DEVILS



21 YAYA ACUÑA

OUTFIELDER

Freshman • 5-4 • L/R

Tucson, Ariz.

Salpointe Catholic



2023 | FRESHMAN

Recorded her first career single in her first career at-bat against Memphis (2/10) ... secured a stolen base against both Portland State (2/17) and Weber State (2/19) ... in two appearances as a pinch runner against Iowa State, had one stolen base and scored one run ... made two appearances in Sun Devil Classic with a hit against Michigan State (3/4) and a scored run against Boise State (3/4) ... recorded a pinch-hit single in the series finale against Arizona (3/12) ... was 3-for-3 as a pinch hitter during the OSU Mizuno Classic ... her single against No. 2 Oklahoma State was the team's first of the day ... stole a base and scored as a pinch runner against UCF (3/18) ... walked as a pinch-hitter and came around to score in game two with Stanford (4/29).

MULTIPLE HIT GAMES

	2	3	4	5+	Total
2023					

MULTIPLE RBI GAMES

	2	3	4	5+	Total
2023					

CAREER HIGHS

At Bats	1	(9x) at UCLA (4/23/23)
Runs	1	(7x) vs. Stanford (4/29)
Hits	1	(5x) vs. Minnesota (3/18/23)
Runs Batted In		
Doubles		
Triples		
Home Runs		
Walks	1	vs. Stanford (4/29)
Stolen Bases	1	(4x) vs. UCF (3/18/23)
Hitting Streak	3	March 12, 2023 – March 18, 2023

CAREER STATISTICS

SEASON	AVG	GP	GS	AB	R	H	2B	3B	HR	RBI	SLG%	BB	HBP	SO	GDP	OB%	SF	SH	SB
2023	.556	25	0	9	7	5	0	0	0	0	.556	1	0	2	0	.600	0	0	4

GAME-BY-GAME BATTING

DATE	OPPONENT	POS	AB	R	H	RBI	2B	3B	HR	BB	K	AVG
F9	vs. CSUN	pr	0	0	0	0	0	0	0	0	0	—
F9	at San Diego State	pr	0	0	0	0	0	0	0	0	0	—
F10	vs. Northern Illinois	pr	0	0	0	0	0	0	0	0	0	—
F10	vs. Notre Dame	dnp										
F11	vs. Memphis	pr/dp	1	1	1	0	0	0	0	0	0	1.000
F16	BYU	dnp										
F17	Portland State	pr	0	0	0	0	0	0	0	0	0	1.000
F18	Illinois State	pr	0	1	0	0	0	0	0	0	0	1.000
F18	DePaul	dnp										
F19	Weber State	pr	0	1	0	0	0	0	0	0	0	1.000
F24	Iowa State	dnp										
F25	Iowa State	pr	0	0	0	0	0	0	0	0	0	1.000
F25	Iowa State	pr	0	1	0	0	0	0	0	0	0	1.000
M3	New Mexico	dnp										
M3	Charlotte	dnp										
M4	Michigan State	ph/of	1	0	1	0	0	0	0	0	0	1.000
M4	Boise State	pr	0	1	0	0	0	0	0	0	0	1.000
M5	Houston	dnp										
M10	Arizona	dnp										
M11	Arizona	ph	1	0	0	0	0	0	0	0	0	.667
M12	Arizona	ph	1	0	1	0	0	0	0	0	0	.750
M17	vs. UCF	dnp										
M17	at Oklahoma State	ph	1	0	1	0	0	0	0	0	0	.800
M18	vs. Minnesota	ph	1	0	1	0	0	0	0	0	0	.833
M18	vs. UCF	pr	0	1	0	0	0	0	0	0	0	.833
M24	at California	ph	1	0	0	0	0	0	0	0	1	.714
M25	at California	dnp										
M26	at California	dnp										
M31	Washington	dnp										
A1	Washington	dnp										
A2	Washington	dnp										
A7	at Utah	dnp										
A8	at Utah	pr	0	0	0	0	0	0	0	0	0	.714
A8	at Utah	pr	0	0	0	0	0	0	0	0	0	.714
A14	Oregon	pr	0	0	0	0	0	0	0	0	0	.714
A15	Oregon	ph	1	0	0	0	0	0	0	0	0	.625
A16	Oregon	dnp										
A18	Grand Canyon	dnp										
A21	at UCLA	dnp										
A22	at UCLA	dnp										
A23	at UCLA	ph	1	0	0	0	0	0	0	0	1	.556
A28	Stanford	pr	0	0	0	0	0	0	0	0	0	.556
A29	Stanford	ph	0	1	0	0	0	0	0	1	0	.556
A30	Stanford	dnp										
M5	at Oregon State	dnp										
M6	at Oregon State	pr	0	0	0	0	0	0	0	0	0	.556
M7	at Oregon State	dnp										



THE SUN DEVILS



22 KALYN MCCARTHY

OUTFIELDER

Freshman • 5-1 • L/R

Palatine, Ill.

Fremd



2023 | FRESHMAN

Made her collegiate debut as a pinch runner against Portland State (2/17) ... also came on as a pinch runner against DePaul (2/18) ... appeared twice during the series against Iowa State, scoring her first collegiate run on (2/25) ... recorded her first career stolen bases against Minnesota (3/18) ... stole a base and scored a run as a pinch runner versus UCF (3/18) ... successfully stole her third base of the season against California (3/25) ... made her first appearance in the field and drew a walk in first career plate appearance against Washington (4/2) ... recorded first career hit and RBI while making first career start in the second game of the Utah series (4/8) ... singled and scored in the series finale at Utah (4/8) ... scored a run after coming on as a defensive replacement in the first game at Oregon State (5/5).

MULTIPLE HIT GAMES

	2	3	4	5+	Total
2023					

MULTIPLE RBI GAMES

	2	3	4	5+	Total
2023					

CAREER HIGHS

At Bats	4	at Utah (4/8/23)
Runs	2	at Utah (4/8/23)
Hits	1	(2x) at Utah (4/8/23)
Runs Batted In	1	at Utah (4/8/23)
Doubles		
Triples		
Home Runs		
Walks	1	(4x) vs. Oregon (4/15/23)
Stolen Bases	2	at Utah (4/8/23)
Hitting Streak	2	April 8, 2023 – April 8, 2023

GAME-BY-GAME BATTING

DATE	OPPONENT	POS	AB	R	H	RBI	2B	3B	HR	BB	K	AVG
F9	vs. CSUN	dnp										
F9	at San Diego State	dnp										
F10	vs. Northern Illinois	dnp										
F10	vs. Notre Dame	dnp										
F11	vs. Memphis	dnp										
F16	BYU	dnp										
F17	Portland State	pr	0	0	0	0	0	0	0	0	0	–
F18	Illinois State	dnp										
F18	DePaul	pr	0	0	0	0	0	0	0	0	0	–
F19	Weber State	dnp										
F24	Iowa State	pr	0	0	0	0	0	0	0	0	0	–
F25	Iowa State	dnp										
F25	Iowa State	pr	0	1	0	0	0	0	0	0	0	–
M3	New Mexico	dnp										
M3	Charlotte	dnp										
M4	Michigan State	dnp										
M4	Boise State	dnp										
M5	Houston	dnp										
M10	Arizona	pr	0	0	0	0	0	0	0	0	0	–
M11	Arizona	dnp										
M12	Arizona	dnp										
M17	vs. UCF	dnp										
M17	at Oklahoma State	dnp										
M18	vs. Minnesota	pr	0	0	0	0	0	0	0	0	0	–
M18	vs. UCF	pr	0	1	0	0	0	0	0	0	0	–
M24	at California	pr	0	0	0	0	0	0	0	0	0	–
M25	at California	pr	0	0	0	0	0	0	0	0	0	–
M26	at California	pr	0	0	0	0	0	0	0	0	0	–
M31	Washington	pr	0	0	0	0	0	0	0	0	0	–
A1	Washington	dnp										
A2	Washington	pr/rf	1	1	0	0	0	0	0	1	0	.000
A7	at Utah	rf	1	1	0	0	0	0	0	0	0	.000
A8	at Utah	*cf	4	2	1	1	0	0	0	1	0	.167
A8	at Utah	*cf	3	1	1	0	0	0	0	1	0	.222
A14	Oregon	*cf	2	0	0	0	0	0	0	0	1	.182
A15	Oregon	*cf	1	0	0	0	0	0	0	1	0	.167
A16	Oregon	dnp										
A18	Grand Canyon	dnp										
A21	at UCLA	dnp										
A22	at UCLA	dnp										
A23	at UCLA	pr	0	0	0	0	0	0	0	0	0	.167
A28	Stanford	ph	1	0	0	0	0	0	0	0	1	.154
A29	Stanford	dnp										
A30	Stanford	pr	0	0	0	0	0	0	0	0	0	.154
M5	at Oregon State	cf	1	1	0	0	0	0	0	0	1	.143
M6	at Oregon State	pr/cf	0	0	0	0	0	0	0	0	0	.143
M7	at Oregon State	cf	1	0	0	0	0	0	0	0	0	.133

CAREER STATISTICS

SEASON	AVG	GP	GS	AB	R	H	2B	3B	HR	RBI	SLG%	BB	HBP	SO	GDP	OB%	SF	SH	SB
2023	.133	23	4	15	8	2	0	0	0	1	.133	4	1	3	0	.350	0	0	6



THE SUN DEVILS



23 TAYLOR NICHOLSON

INFIELDER

Redshirt Freshman • 5-5 • B/R

Atlanta, Ga.

Warhill

Missouri

2023 | REDSHIRT FRESHMAN

Has eight pinch-hit appearances ... had her first career hit against San Diego State (2/9) ... walked in an appearance against Portland State (2/17)... had her first career RBI with a sacrifice fly against Charlotte (3/3).

MULTIPLE HIT GAMES

	2	3	4	5+	Total
2021					
2023					
CAREER					

MULTIPLE RBI GAMES

	2	3	4	5+	Total
2021					
2023					
CAREER					

CAREER HIGHS

At Bats	1	(12x) at UCLA (4/23/23)
Runs		
Hits	1	vs. San Diego State (2/9/23)
Runs Batted In	1	vs. Charlotte (3/3/23)
Doubles		
Triples		
Home Runs		
Walks	1	vs. Portland State (2/17/23)
Stolen Bases		
Hitting Streak	1	February 9, 2023

CAREER STATISTICS

SEASON	AVG	GP	GS	AB	R	H	2B	3B	HR	RBI	SLG%	BB	HBP	SO	GDP	OB%	SF	SH	SB
2021 (Mizzou)	.000	2	0	2	0	0	0	0	0	0	.000	0	0	1	0	.000	0	0	0
2023	.100	13	0	10	0	1	0	0	0	1	.100	1	0	6	0	.167	1	0	0
CAREER	.083	15	0	12	0	1	0	0	0	1	.083	1	0	7	0	.143	1	0	0

GAME-BY-GAME BATTING

DATE	OPPONENT	POS	AB	R	H	RBI	2B	3B	HR	BB	K	AVG
F9	vs. CSUN	dnp										
F9	at San Diego State	ph	1	0	1	0	0	0	0	0	0	1.000
F10	vs. Northern Illinois	dnp										
F10	vs. Notre Dame	ph	1	0	0	0	0	0	0	0	1	.500
F11	vs. Memphis	dnp										
F16	BYU	ph	1	0	0	0	0	0	0	0	1	.333
F17	Portland State	ph	0	0	0	0	0	0	0	1	0	.333
F18	Illinois State	dnp										
F18	DePaul	dnp										
F19	Weber State	ph	1	0	0	0	0	0	0	0	1	.250
F24	Iowa State	dnp										
F25	Iowa State	ph	1	0	0	0	0	0	0	0	1	.200
F25	Iowa State	2b	0	0	0	0	0	0	0	0	0	.200
M3	New Mexico	dnp										
M3	Charlotte	2b	0	0	0	1	0	0	0	0	0	.200
M4	Michigan State	ph	1	0	0	0	0	0	0	0	0	.167
M4	Boise State	dnp										
M5	Houston	dnp										
M10	Arizona	dnp										
M11	Arizona	dnp										
M12	Arizona	ph	1	0	0	0	0	0	0	0	0	.143
M17	vs. UCF	dnp										
M17	at Oklahoma State	dnp										
M18	vs. Minnesota	ph	1	0	0	0	0	0	0	0	1	.125
M18	vs. UCF	dnp										
M24	at California	dnp										
M25	at California	dnp										
M26	at California	dnp										
M31	Washington	dnp										
A1	Washington	dnp										
A2	Washington	dnp										
A7	at Utah	dnp										
A8	at Utah	dnp										
A8	at Utah	dnp										
A14	Oregon	ph	1	0	0	0	0	0	0	0	0	.111
A15	Oregon	dnp										
A16	Oregon	dnp										
A18	Grand Canyon	dnp										
A21	at UCLA	dnp										
A22	at UCLA	dnp										
A23	at UCLA	ph	1	0	0	0	0	0	0	0	1	.100
A28	Stanford	dnp										
A29	Stanford	dnp										
A30	Stanford	dnp										
M5	at Oregon State	dnp										
M6	at Oregon State	dnp										
M7	at Oregon State	dnp										



THE SUN DEVILS



24 YANNI ACUÑA

OUTFIELDER

Graduate • 5-6 • L/R

Tucson, Ariz.

Salpointe Catholic



2023 | GRADUATE

Ranks eighth in program history with 44 career doubles, 11th with .362 batting average, and 15th with 35 home runs ... homered and drove in two at San Diego State (2/9) ... led off the game with a home run and later tallied a double versus Northern Illinois (2/10) ... homered as part of a three-hit, three-RBI game against Memphis (2/11) ... hit her second leadoff home run of the season against Portland State (2/17) ... tied career-high with three hits versus Illinois State (2/18) ... had two hits, including a double, in win over Weber State (2/19) ... tallied third home run leading off the first against Iowa State (2/24) ... had three hits – including a double and a home run – in the ISU Series ... had multiple hits in three of the five games of the Sun Devil Classic ... homered in consecutive game against Boise State (3/4) and Houston (3/5) ... finished with a pair of hits and a run scored in the Arizona series ... singled twice and scored a run against Minnesota (3/18) ... had two singles and two walks in the win over UCF (3/18) ... homered to open the Cal series for her fourth first-inning leadoff homer of the season (3/24) ... reached base in all three games in Berkeley with two hits and four walks ... drew two walks and scored a run in Washington opener (3/31) ... had two hits – including a double – and scored two runs in second game with Huskies (4/1) ... finished 3-for-4 with a double, two RBIs, and three runs scored in game two at Utah (4/8) ... also tied the program record with five stolen bases in the win ... followed with a hit and two runs in the Utah finale (4/8) ... reached three times, including a home run and two runs scored in Oregon opener (4/14) ... added a single and run in game two with Ducks (4/15) ... hit 10th home run of the season against GCU (4/18) ... was hit by a pitch two times during second game at UCLA (4/22) ... singled, walked, and scored in the Stanford opener (4/28) ... tallied her 15th multi-hit game of the season with two singles off Cardinal pitching (4/29) ... walked a scored in the finale with Stanford (4/30) ... hit two-run double and scored two runs in win at Oregon State (5/5) ... finished 2-for-3 with an RBI and run scored in game two with Beavers (5/6) ... had two hits, including a double, in series finale at OSU (5/7).

MULTIPLE HIT GAMES

	2	3	4	5+	Total
2019	3	1			4
2020					
2021	7				7
2022	21	2			23
2023	13	4			17
CAREER	44	7			51

MULTIPLE RBI GAMES

	2	3	4	5+	Total
2019	1	1	1	1	4
2020					
2021	3	1			4
2022	7	3	1		11
2023	7	1			8
CAREER	18	6	2	1	27

CAREER HIGHS

At Bats	5	(3x) vs. CSUN (2/9/23)
Runs	4	vs. Grand Canyon (4/6/21)
Hits	3	(7x) at Utah (4/8/23)
Runs Batted In	6	vs. Weber State (2/9/19)
Doubles	2	(3x) vs. UTSA (2/27/22)
Triples	1	(3x) vs. New Mexico (3/3/23)
Home Runs	2	vs. BYU (3/10/22)
Walks	2	(8x) vs. Washington (3/31/23)
Stolen Bases	5	at Utah (4/8/23)
Hitting Streak	13	May 13, 2022 – February 11, 2023

GAME-BY-GAME BATTING

DATE	OPPONENT	POS	AB	R	H	RBI	2B	3B	HR	BB	K	AVG
F9	vs. CSUN	*cf	5	0	1	0	1	0	0	0	0	.200
F9	at San Diego State	*cf	4	1	1	2	0	0	1	0	0	.222
F10	vs. Northern Illinois	*cf	4	1	2	2	1	0	1	0	0	.308
F10	vs. Notre Dame	*cf	4	0	2	0	0	0	0	0	0	.353
F11	vs. Memphis	*rf	4	3	3	3	0	0	1	0	0	.429
F16	BYU	*rf	3	0	0	0	0	0	0	1	3	.375
F17	Portland State	*rf	3	1	2	1	0	0	1	0	0	.407
F18	Illinois State	*rf	3	2	3	1	1	0	0	0	0	.467
F18	DePaul	*cf	2	1	1	0	1	0	0	1	0	.469
F19	Weber State	*rf	3	1	2	0	1	0	0	1	0	.486
F24	Iowa State	*cf	4	1	2	2	0	0	1	0	0	.487
F25	Iowa State	*cf	3	0	0	0	0	0	0	0	2	.452
F25	Iowa State	*cf	2	1	1	1	1	0	0	1	1	.455
M3	New Mexico	*cf	3	2	3	2	1	1	0	0	0	.489
M3	Charlotte	*cf	3	1	0	0	0	0	0	1	0	.460
M4	Michigan State	*cf	3	0	1	0	0	0	0	0	0	.453
M4	Boise State	*cf	3	2	2	1	0	0	1	0	0	.464
M5	Houston	*cf	3	3	2	1	0	0	1	1	0	.475
M10	Arizona	*cf	3	0	1	0	0	0	0	0	1	.468
M11	Arizona	*cf	1	0	0	0	0	0	0	0	0	.460
M12	Arizona	*cf	4	1	1	0	0	0	0	0	2	.448
M17	vs. UCF	*cf	1	0	0	0	0	0	0	1	0	.441
M17	at Oklahoma State	*cf	4	0	0	0	0	0	0	0	3	.417
M18	vs. Minnesota	*cf	4	1	2	0	0	0	0	0	0	.421
M18	vs. UCF	*cf	2	1	2	2	0	0	0	2	0	.436
M24	at California	*cf	3	1	1	1	0	0	1	1	0	.432
M25	at California	*cf	3	0	1	0	0	0	0	1	0	.429
M26	at California	*rf	2	1	0	0	0	0	0	2	0	.419
M31	Washington	*rf	2	1	0	0	0	0	0	2	2	.409
A1	Washington	*cf	3	2	2	0	1	0	0	0	0	.418
A2	Washington	*cf	2	0	0	0	0	0	0	1	1	.409
A7	at Utah	*dp	2	0	0	0	0	0	0	0	0	.400
A8	at Utah	*rf	4	3	3	2	1	0	0	1	0	.414
A8	at Utah	*rf	3	2	1	0	0	0	0	1	0	.412
A14	Oregon	*rf	1	2	1	1	0	0	1	1	0	.417
A15	Oregon	*rf	1	1	1	0	0	0	0	1	0	.423
A16	Oregon	*rf	4	0	0	0	0	0	0	0	2	.407
A18	Grand Canyon	*rf	3	1	1	1	0	0	1	0	0	.405
A21	at UCLA	*rf	4	0	0	0	0	0	0	0	2	.391
A22	at UCLA	*rf	1	0	0	0	0	0	0	0	1	.388
A23	at UCLA	*rf	2	0	0	0	0	0	0	1	0	.381
A28	Stanford	*rf	2	1	1	0	0	0	0	1	0	.383
A29	Stanford	*rf	4	0	2	0	0	0	0	0	1	.387
A30	Stanford	*rf	2	1	0	0	0	0	0	1	0	.381
M5	at Oregon State	*rf	2	2	1	2	1	0	0	2	0	.383
M6	at Oregon State	*cf/rf	3	1	2	1	0	0	0	0	1	.389
M7	at Oregon State	*cf/rf	3	0	2	0	1	0	0	0	0	.396

CAREER STATISTICS

SEASON	AVG	GP	GS	AB	R	H	2B	3B	HR	RBI	SLG%	BB	HBP	SO	GDP	OB%	SF	SH	SB
2019	.274	40	30	84	23	23	8	1	3	19	.500	10	3	20	0	.367	1	0	1
2020	.167	13	7	18	5	3	0	0	1	2	.333	4	1	4	0	.348	0	0	1
2021	.311	36	26	74	20	23	6	0	7	15	.676	8	11	15	0	.452	0	0	2
2022	.430	54	54	149	63	64	19	1	14	43	.852	29	20	18	1	.562	3	1	5
2023	.396	47	47	134	42	53	11	1	10	26	.716	25	10	22	0	.515	2	0	11
Total	.362	190	164	459	153	166	44	3	35	105	.699	76	45	79	1	.490	6	1	20



THE SUN DEVILS



31 KYLEE MAGEE

PITCHER

Freshman • 5-9 • R/R

Anaheim, Calif.

Canyon



2023 | FRESHMAN

Made her first collegiate start in the circle against CSUN (2/9), striking out six in 4.2 innings ... made her second start against Northern Illinois (2/10), striking out another five batters in 4.1 innings ... pitched her first career complete game and shutout with four strikeouts in home debut against Portland State (2/17) ... struck out three versus Weber State (2/19) ... posted three strikeouts in 2.2 innings against Iowa State (2/24) ... had three strikeouts versus New Mexico (3/3) ... earned her second win with five innings pitched against Arizona (3/12) ... struck out three and allowed one hit in three scoreless innings against Minnesota (3/18) ... struck out three in two innings against California (3/25) ... took a no-decision after allowing one run on three hits with three strikeouts against Washington (4/1) ... earned the win in game two at Utah with three strikeouts in four innings (4/8) ... struck out two in three innings with one earned run allowed in a loss at UCLA (4/23) ... matched a career-best with 5.0 innings where she allowed four runs (two earned) on three hits in the Stanford opener (4/28) ... took a no-decision after another 5.0 innings with one run allowed and five strikeouts in the finale with the Cardinal (4/30) ... pitched a career-long 6.0 innings in a two-hit shutout at Oregon State (5/5) ... matched her career-long for innings while posting five strikeouts in OSU finale (5/7).

STANDOUT GAMES

	2023	Career
5+ Strikeouts	4	4
10+ Strikeouts		
5+ IP & 2 R or less	3	3

CAREER HIGHS

Innings (Start)	6.0	(2x) at Oregon State (5/7/23)
Innings (Relief)	0.2	at Utah (4/8/23)
Strikeouts (Start)	6	vs. CSUN (2/9/23)
Strikeouts (Relief)	1	at Utah (4/8/23)
Walks (Start)	6	vs. Arizona (3/12/23)
Walks (Relief)	2	at Utah (4/8/23)
Hits Allowed (Start)	7	(2x) at Oregon State (5/7/23)
Hits Allowed (Relief)	2	at Utah (4/8/23)
Runs Allowed (Start)	5	vs. Iowa State (2/24/23)
Runs Allowed (Relief)	3	at Utah (4/8/23)
Earned Runs (Start)	4	vs. UCF (3/17/23)
Earned Runs (Relief)	3	at Utah (4/8/23)
Consecutive decisions won	2	February 17, 2023 – March 12, 2023
Scoreless Innings Streak	9.1	April 30, 2023 – May 7, 2023

GAME-BY-GAME PITCHING

DATE	OPPONENT	GS	DEC	IP	H	R	ER	BB	K	HR	NP	ERA
F9	vs. CSUN	*		4.2	5	3	3	0	6	0	82	4.50
F9	at San Diego State											
F10	vs. Northern Illinois	*		4.1	4	3	1	2	5	0	65	3.11
F10	vs. Notre Dame											
F11	vs. Memphis											
F16	BYU											
F17	Portland State	*	W	5.0	3	0	0	2	4	0	78	2.00
F18	Illinois State											
F18	DePaul											
F19	Weber State	*		3.0	3	2	2	2	3	1	51	2.47
F24	Iowa State	*		2.2	4	5	2	4	3	1	77	2.85
F25	Iowa State											
F25	Iowa State											
M3	New Mexico	*		3.1	4	1	0	1	3	0	63	2.43
M3	Charlotte											
M4	Michigan State	*		2.0	5	2	2	2	1	0	64	2.80
M4	Boise State											
M5	Houston	*		1.0	1	4	2	2	0	0	25	3.23
M10	Arizona											
M11	Arizona											
M12	Arizona	*	W	5.0	7	3	3	6	1	1	110	3.39
M17	vs. UCF	*	L	2.0	3	4	4	4	0	0	54	4.03
M17	at Oklahoma State											
M18	vs. Minnesota	*		3.0	1	0	0	2	3	0	45	3.69
M18	vs. UCF											
M24	at California											
M25	at California	*	L	2.0	3	1	1	0	3	0	39	3.68
M26	at California											
M31	Washington											
A1	Washington	*		3.0	2	1	1	1	3	0	56	3.59
A2	Washington											
A7	at Utah											
A8	at Utah	*	W	4.0	5	3	3	1	3	0	71	3.73
A8	at Utah			0.2	2	3	3	2	1	1	23	4.14
A14	Oregon											
A15	Oregon											
A16	Oregon											
A18	Grand Canyon											
A21	at UCLA											
A22	at UCLA											
A23	at UCLA	*	L	3.0	6	3	1	4	2	0	71	4.03
A28	Stanford	*	L	5.0	3	4	2	5	2	0	88	3.91
A29	Stanford											
A30	Stanford	*		5.0	5	1	1	2	5	0	94	3.70
M5	at Oregon State	*	W	6.0	2	0	0	3	2	0	85	3.36
M6	at Oregon State											
M7	at Oregon State	*	L	6.0	7	3	1	1	5	0	101	3.17

CAREER STATISTICS

SEASON	ERA	W	L	APP	GS	CG	SHO	SV	IP	H	R	ER	BB	SO	2B	3B	HR	BAA
2023	3.17	4	5	20	19	3	2	0	70.2	75	46	32	46	55	10	1	4	.272



THE SUN DEVILS



32 GIANNA BOCCAGNO

CATCHER

Graduate • 5-9 • R/R

Coral Springs, Fla.

Coral Springs Charter

Boston College



2023 | GRADUATE

Started four games in San Diego, including three as catcher ... notched first hit as a Sun Devil against San Diego State (2/9) ... picked up a single versus Notre Dame (2/10) ... threw out a potential base stealer against BYU (2/16) ... had four RBIs – including a 3-run home run for her first as a Sun Devil – in series opener with Iowa State (2/24) ... finished 1-for-3 with a walk in the final game of ISU series (2/25) ... delivered an RBI single in the win over Boise State (3/4) ... walked twice in two starts during the series against Arizona ... walked twice in two starts against the Golden Bears (3/25 & 3/26) ... drove in a run with a single in the opener at Utah (4/7) ... finished 1-for-3 in Utah series finale (4/8) ... record first double of the season against Oregon (4/14).

MULTIPLE HIT GAMES

	2	3	4	5+	Total
2019	5	1			6
2020					
2021	2				2
2022	2				2
2023	1				1
CAREER	10	1			11

MULTIPLE RBI GAMES

	2	3	4	5+	Total
2019	3	2	1		6
2020	1		1		2
2021	2				2
2022	2	2			4
2023			1		1
CAREER	8	4	3		15

CAREER HIGHS

At Bats	5	(2x) vs. Chattanooga (3/3/19)
Runs	2	(5x) at Pitt (5/4/19)
Hits	3	vs. FIU (3/7/19)
Runs Batted In	4	(3x) vs. Iowa State (2/24/23)
Doubles	1	(11x) at Pittsburgh (4/15/22)
Triples		
Home Runs	1	(24x) vs. Boise State (3/4/23)
Walks	3	vs. NC State (3/31/19)
Stolen Bases	1	(2x) vs. Maryland (3/5/22)
Hitting Streak	4	April 10, 2021 – April 17, 2021

CAREER STATISTICS

SEASON	AVG	GP	GS	AB	R	H	2B	3B	HR	RBI	SLG%	BB	HBP	SO	GDP	OB%	SF	SH	SB
2019 (BC)	.217	52	52	138	24	30	5	0	8	24	.428	23	3	26	1	.339	1	3	1
2020 (BC)	.143	21	20	49	6	7	1	0	3	8	.347	6	2	11	1	.263	0	0	0
2021 (BC)	.172	42	41	93	9	16	3	0	4	11	.333	5	11	38	0	.291	1	1	0
2022 (BC)	.176	40	32	85	8	15	2	0	7	15	.447	8	6	28	1	.290	1	2	1
2023	.184	28	25	49	3	9	1	0	2	6	.327	12	4	18	1	.385	0	2	0
Total	.186	183	170	414	50	77	12	0	24	64	.389	54	26	121	4	.316	3	8	2

GAME-BY-GAME BATTING

DATE	OPPONENT	POS	AB	R	H	RBI	2B	3B	HR	BB	K	AVG
F9	vs. CSUN	*dp	3	0	0	0	0	0	0	0	2	.000
F9	at San Diego State	*c	2	1	1	0	0	0	0	1	0	.200
F10	vs. Northern Illinois	dnp										
F10	vs. Notre Dame	*c	2	0	1	0	0	0	0	1	1	.286
F11	vs. Memphis	*c	1	0	0	0	0	0	0	0	1	.250
F16	BYU	*c	3	0	0	0	0	0	0	0	1	.182
F17	Portland State	dnp										
F18	Illinois State	*c	2	0	0	0	0	0	0	0	1	.154
F18	DePaul	dnp										
F19	Weber State	dnp										
F24	Iowa State	*c	3	1	2	4	0	0	1	0	0	.250
F25	Iowa State	dnp										
F25	Iowa State	*c	3	0	1	0	0	0	0	1	1	.263
M3	New Mexico	dnp										
M3	Charlotte	*c	2	0	0	0	0	0	0	0	1	.238
M4	Michigan State	dnp										
M4	Boise State	*c	2	1	1	1	0	0	1	0	1	.261
M5	Houston	dnp										
M10	Arizona	ph	1	0	0	0	0	0	0	0	0	.250
M11	Arizona	*c	1	0	0	0	0	0	0	1	0	.240
M12	Arizona	*c	1	0	0	0	0	0	0	1	1	.231
M17	vs. UCF	*c	1	0	0	0	0	0	0	0	0	.222
M17	at Oklahoma State	dnp										
M18	vs. Minnesota	*c	2	0	0	0	0	0	0	1	1	.207
M18	vs. UCF	dnp										
M24	at California	dnp										
M25	at California	*c	2	0	0	0	0	0	0	1	1	.194
M26	at California	*c	1	0	0	0	0	0	0	1	0	.188
M31	Washington	*c	3	0	0	0	0	0	0	0	2	.171
A1	Washington	dnp										
A2	Washington	c	1	0	0	0	0	0	0	0	0	.167
A7	at Utah	*c	1	0	1	1	0	0	0	1	0	.189
A8	at Utah	dnp										
A8	at Utah	*c	3	0	1	0	0	0	0	1	2	.200
A14	Oregon	*c	3	0	1	0	1	0	0	0	1	.209
A15	Oregon	dnp										
A16	Oregon	*c	1	0	0	0	0	0	0	0	0	.205
A18	Grand Canyon	*c	1	0	0	0	0	0	0	0	0	.200
A21	at UCLA	dnp										
A22	at UCLA	*c	2	0	0	0	0	0	0	1	1	.191
A23	at UCLA	dnp										
A28	Stanford	dnp										
A29	Stanford	c	0	0	0	0	0	0	0	0	0	.191
A30	Stanford	*c	1	0	0	0	0	0	0	1	0	.188
M5	at Oregon State	*c	1	0	0	0	0	0	0	0	0	.184
M6	at Oregon State											
M7	at Oregon State											



THE SUN DEVILS



55 MAKENNA HARPER

OUTFIELDER

Graduate • 5-7 • L/L

Stevenson Ranch, Calif.

West Ranch



2023 | GRADUATE

Became the first ASU player with two triples in the same game since at least the 2007 season with available game records against CSUN (2/9) ... was the sixth time she has driven in at least four runs during her career ... went 2-for 2 with a pair of RBIs against Memphis (2/11) ... hit first home run of the season – a 3-run shot – in the win over Illinois State (2/18) ... added an RBI single against Weber State (2/19) ... knocked her second home run of the season against Iowa State, including two RBIs on (2/24) ... had three hits and scored three runs in the ISU series ... hit her third home run of the season against Charlotte (3/3) ... drove in two runs against Michigan State (3/4) ... posted fourth multi-hit game in Arizona series opener (3/10) ... had another single in game two versus the Wildcat (3/11) ... single against No. 2 Oklahoma State was one of the team's two hits in the game (3/17) ... recorded two hits during the three-game series at California ... drove in a run with a sacrifice fly versus Huskies (4/1) ... singled and scored in Washington finale (4/2) ... singled in three at bats of the Utah series opener (4/7) ... doubled in three at bats before leaving with an injury in Utah finale (4/8) ... knocked in a run with a sac fly in the Oregon opener (4/14) ... singled in three trips during series opener at UCLA (4/21) ... drove in a run with a sac bunt on the Stanford opener (4/28) ... picked up her fifth multi-hit game of the season with two singles and an RBI in the final game against the Cardinal (4/30) ... singled in three at bats at Oregon State (5/5) ... had two hits, including a three-run triple in game two with the Beavers (5/6) ... tied a career-high with three hits, including a double, and scored two runs to close OSU series (5/7).

MULTIPLE HIT GAMES

	2	3	4	5+	Total
2019					
2020	2				2
2021	8	3			11
2022	6				6
2023	6	1			7
CAREER	22	4			26

MULTIPLE RBI GAMES

	2	3	4	5+	Total
2019					
2020	1		1		2
2021	4	3	1	1	9
2022	2		2		4
2023	3	2	1		6
CAREER	10	5	5	1	21

CAREER HIGHS

At Bats	5	vs. Northwestern (5/27/22)
Runs	3	(2x) vs. Michigan State (3/4/23)
Hits	3	(4x) at Oregon State (5/7/23)
Runs Batted In	5	vs. Northern Illinois (3/9/21)
Doubles	2	vs. Cal (5/1/22)
Triples	2	vs. CSUN (2/9/23)
Home Runs	1	(18x) vs. Charlotte (3/3/23)
Walks	2	(10x) vs. Boise State (3/4/23)
Stolen Bases	1	(3x) vs. Iowa State (2/25/23)
Hitting Streak	5	February 28, 2020 – March 5, 2020

GAME-BY-GAME BATTING

DATE	OPPONENT	POS	AB	R	H	RBI	2B	3B	HR	BB	K	AVG
F9	vs. CSUN	*lf	4	2	2	4	0	2	0	0	1	.500
F9	at San Diego State	*lf	3	1	0	0	0	0	0	1	2	.286
F10	vs. Northern Illinois	*lf	3	0	0	0	0	0	0	0	0	.200
F10	vs. Notre Dame	*lf	1	0	0	0	0	0	0	0	0	.182
F11	vs. Memphis	*lf	2	1	2	2	0	0	0	1	0	.308
F16	BYU	*lf	2	1	0	0	0	0	0	2	0	.267
F17	Portland State	*lf	2	2	1	0	0	0	0	0	0	.294
F18	Illinois State	*lf	3	1	1	3	0	0	1	0	0	.300
F18	DePaul	dnp										
F19	Weber State	*lf	2	0	1	1	0	0	0	1	0	.318
F24	Iowa State	*lf	4	2	2	2	0	0	1	0	0	.346
F25	Iowa State	*lf	3	0	0	0	0	0	0	0	1	.310
F25	Iowa State	*lf	3	1	1	0	0	0	0	0	1	.312
M3	New Mexico	*lf	2	1	1	0	0	0	0	1	0	.324
M3	Charlotte	*lf	2	2	1	1	0	0	1	1	0	.333
M4	Michigan State	*lf	2	3	1	2	0	0	0	1	0	.342
M4	Boise State	*lf	1	0	0	0	0	0	0	2	0	.333
M5	Houston	dnp										
M10	Arizona	*lf	3	0	2	0	0	0	0	0	1	.357
M11	Arizona	*lf	3	0	1	0	0	0	0	0	1	.356
M12	Arizona	*lf	3	0	0	0	0	0	0	0	2	.333
M17	vs. UCF	*lf	2	0	0	0	0	0	0	0	0	.320
M17	at Oklahoma State	*lf	3	0	1	0	0	0	0	0	1	.321
M18	vs. Minnesota	*lf	3	0	0	0	0	0	0	0	1	.304
M18	vs. UCF	*lf	3	0	0	0	0	0	0	0	1	.288
M24	at California	*lf	2	1	1	0	0	0	0	1	0	.295
M25	at California	*lf	3	0	0	0	0	0	0	0	0	.281
M26	at California	*lf	4	0	1	0	0	0	0	0	0	.279
M31	Washington	*lf	2	0	1	0	0	0	0	1	1	.286
A1	Washington	*lf	2	0	0	1	0	0	0	0	0	.278
A2	Washington	*lf	2	1	1	0	0	0	0	1	0	.284
A7	at Utah	*lf	3	0	1	0	0	0	0	0	0	.286
A8	at Utah	*lf	3	0	1	0	1	0	0	0	0	.287
A8	at Utah	dnp										
A14	Oregon	*lf	2	0	0	1	0	0	0	0	1	.280
A15	Oregon	*lf	3	0	0	0	0	0	0	0	0	.271
A16	Oregon	*lf	3	0	0	0	0	0	0	0	1	.261
A18	Grand Canyon	*lf	2	0	0	0	0	0	0	1	0	.256
A21	at UCLA	*lf	3	0	1	0	0	0	0	0	1	.258
A22	at UCLA	*lf	2	0	0	0	0	0	0	0	1	.253
A23	at UCLA	*lf	3	0	0	0	0	0	0	0	0	.245
A28	Stanford	*lf	2	0	0	1	0	0	0	0	2	.240
A29	Stanford	*lf	3	0	0	0	0	0	0	0	1	.233
A30	Stanford	*lf	4	0	2	1	0	0	0	0	1	.243
M5	at Oregon State	*lf	3	0	1	0	0	0	0	0	0	.245
M6	at Oregon State	*lf	4	1	2	3	0	1	0	0	0	.254
M7	at Oregon State	*lf	4	2	3	0	1	0	0	0	0	.271

CAREER STATISTICS

SEASON	AVG	GP	GS	AB	R	H	2B	3B	HR	RBI	SLG%	BB	HBP	SO	GDP	OB%	SF	SH	SB
2019	.125	18	4	16	9	2	0	0	0	2	.125	6	0	6	1	.364	0	0	0
2020	.283	23	22	46	12	13	4	0	1	10	.435	8	5	5	0	.426	2	1	1
2021	.342	48	47	120	31	41	4	0	10	34	.625	20	3	24	0	.444	1	1	0
2022	.250	44	32	88	17	22	7	0	4	21	.466	10	2	25	0	.333	2	0	1
2023	.271	44	44	118	22	32	2	3	3	22	.415	14	2	22	0	.353	2	1	2
Total	.284	177	149	388	91	110	17	3	18	89	.482	58	12	82	1	.387	7	3	4



THE SUN DEVILS



71 SHANNON CUNNINGHAM

UTILITY/CATCHER

Freshman • 5-9 • R/R

Tustin, Calif.

Foothill



2023 | FRESHMAN

Singled in her first career at-bat against CSUN (2/9) ... had a 2-run double against San Diego State (2/9) to begin her career with three straight hits ... her two-hit game against SDSU was the first multi-hit and multi-RBI game in her career ... started in three games in San Diego, making one appearance in the outfield ... started in right field and went 1-for-3 with an RBI double against DePaul (2/18) ... hit a pinch-hit single against Iowa State on (2/25) ... had a single and a run against Charlotte (3/3) ... doubled and walked as starting right fielder in Arizona series finale (3/12) ... delivered a 2-run pinch-hit single in the win over UCF (3/18) ... hit a two-run pinch-hit home run – her first career homer – in the series finale at Utah (4/8) ... doubled as a pinch-hitter in the series opener at UCLA (4/21) ... delivered an RBI single as a pinch-hitter in the first game at Oregon State (5/5).

MULTIPLE HIT GAMES

	2	3	4	5+	Total
2023	1				1

MULTIPLE RBI GAMES

	2	3	4	5+	Total
2023	3				3

CAREER HIGHS

At Bats	4	(2x) at Oregon State (5/6/23)
Runs	1	(5x) at Utah (4/8/23)
Hits	2	at San Diego State (2/9/23)
Runs Batted In	2	(3x) at Utah (4/8/23)
Doubles	1	(4x) at UCLA (4/21/23)
Triples		
Home Runs	1	at Utah (4/8/23)
Walks	1	(5x) vs. Oregon (4/16/23)
Stolen Bases	1	vs. Arizona (3/12/23)
Hitting Streak	2	February 9, 2023 – February 9, 2023

CAREER STATISTICS

SEASON	AVG	GP	GS	AB	R	H	2B	3B	HR	RBI	SLG%	BB	HBP	SO	GDP	OB%	SF	SH	SB
2023	.234	32	11	47	6	11	4	0	1	8	.383	5	2	15	0	.333	0	0	1

GAME-BY-GAME BATTING

DATE	OPPONENT	POS	AB	R	H	RBI	2B	3B	HR	BB	K	AVG
F9	vs. CSUN	ph	1	0	1	0	0	0	0	0	0	1.000
F9	at San Diego State	*dp	4	0	2	2	1	0	0	0	0	.600
F10	vs. Northern Illinois	*dp/rf	2	1	0	0	0	0	0	1	1	.429
F10	vs. Notre Dame	*rf	3	0	0	0	0	0	0	0	0	.300
F11	vs. Memphis	dnp										
F16	BYU	dnp										
F17	Portland State	ph	0	1	0	0	0	0	0	0	0	.300
F18	Illinois State	dnp										
F18	DePaul	*rf	3	1	1	1	1	0	0	0	0	.308
F19	Weber State	ph/dp	2	0	0	0	0	0	0	0	1	.267
F24	Iowa State	dnp										
F25	Iowa State	dnp										
F25	Iowa State	ph	1	1	1	0	0	0	0	0	0	.312
M3	New Mexico	dnp										
M3	Charlotte	ph/dp	2	1	1	0	0	0	0	0	1	.333
M4	Michigan State	of	0	0	0	0	0	0	0	0	0	.333
M4	Boise State	dnp										
M5	Houston	of	2	0	0	0	0	0	0	0	1	.300
M10	Arizona	dnp										
M11	Arizona	dnp										
M12	Arizona	*rf	2	0	1	0	1	0	0	1	0	.318
M17	vs. UCF	*dp	1	0	0	0	0	0	0	1	1	.304
M17	at Oklahoma State	*rf	2	0	0	0	0	0	0	1	2	.280
M18	vs. Minnesota	dnp										
M18	vs. UCF	ph	1	0	1	2	0	0	0	0	0	.308
M24	at California	ph	1	0	0	0	0	0	0	0	1	.296
M25	at California	dnp										
M26	at California	ph	1	0	0	0	0	0	0	0	0	.286
M31	Washington	dnp										
A1	Washington	*rf	2	0	0	0	0	0	0	0	1	.267
A2	Washington	*rf	1	0	0	0	0	0	0	0	0	.258
A7	at Utah	ph	1	0	0	0	0	0	0	0	0	.250
A8	at Utah	dnp										
A8	at Utah	ph	1	1	1	2	0	0	1	0	0	.273
A14	Oregon	dnp										
A15	Oregon	dnp										
A16	Oregon	ph	0	0	0	0	0	0	0	1	0	.273
A18	Grand Canyon	ph	1	0	0	0	0	0	0	0	0	.265
A21	at UCLA	ph	1	0	1	0	1	0	0	0	0	.286
A22	at UCLA	ph	1	0	0	0	0	0	0	0	0	.278
A23	at UCLA	ph	1	0	0	0	0	0	0	0	0	.270
A28	Stanford	ph	1	0	0	0	0	0	0	0	1	.263
A29	Stanford	ph	1	0	0	0	0	0	0	0	1	.256
A30	Stanford	ph	1	0	0	0	0	0	0	0	0	.250
M5	at Oregon State	ph	1	0	1	1	0	0	0	0	0	.268
M6	at Oregon State	*rf	4	0	0	0	0	0	0	0	2	.244
M7	at Oregon State	*rf	2	0	0	0	0	0	0	0	2	.234



THE SUN DEVILS



77 JAZMINE HILL

OUTFIELDER

Senior • 5-8 • R/R

Norwalk, Calif.

Gahr



2023 | SENIOR

Currently ranks 13th in program history with 139 runs scored and 12th with 36 home runs ... scored two runs against CSUN (2/9) ... recorded her first double of the season against Northern Illinois (2/10) ... picked up two hits – including a home run – in the home opener with BYU (2/16) ... posted two hits with a homer and three RBIs in the win over Illinois State (2/18) ... hit a go-ahead home run to defeat Weber State (2/19) ... had a double during the Iowa State series ... had a pair of hits against New Mexico (3/3) ... went 3-for-3 with a double and grand slam while tying the program record¹ with seven RBIs against Michigan State (3/4) ... scored a run after drawing a pair of walks against UCF (3/18) ... obtained a hit and stole a base versus California (3/25) ... hit a two-run home run in the second game at Utah (4/8) ... doubled and homered in three at bats of Utah series finale (4/8) ... tallied seventh career triple and added an RBI in second game with Oregon (4/15) ... singled in Oregon finale (4/16) ... opened the Stanford series with a single and a run scored (4/28) ... picked up two hits, including a double, with a walk and run scored in the Cardinal finale (4/30) ... picked up an RBI with a sac fly in final game at Oregon State (5/7).

¹ – since 2012 when full game records are available

MULTIPLE HIT GAMES

	2	3	4	5+	Total
2020	8				8
2021	11	3			14
2022	7	6	1		14
2023	5	1			6
CAREER	31	10	1		42

MULTIPLE RBI GAMES

	2	3	4	5+	Total
2020	3	3			6
2021	9	3			12
2022	7	4	4		15
2023	2	1		1	4
CAREER	21	11	4	1	37

CAREER HIGHS

At Bats	5	(6x) vs. Northwestern (5/28/2022)
Runs	4	vs. Illinois State (2/19/2022)
Hits	4	vs. Northwestern (5/28/2022)
Runs Batted In	7	vs. Michigan State (3/4/23)
Doubles	2	(2x) vs. Oregon (5/2/2021)
Triples	1	(7x) vs. Oregon (4/15/23)
Home Runs	2	at Oregon (4/9/2022)
Walks	2	(10x) vs. UCF (3/18/23)
Stolen Bases	2	vs. Southern Illinois (5/20/2021)
Hitting Streak	7	March 6, 2022 – March 13, 2022

GAME-BY-GAME BATTING

DATE	OPPONENT	POS	AB	R	H	RBI	2B	3B	HR	BB	K	AVG
F9	vs. CSUN	*3b	3	2	0	0	0	0	0	1	0	.000
F9	at San Diego State	*3b	4	0	0	0	0	0	0	0	2	.000
F10	vs. Northern Illinois	*3b	3	1	1	0	1	0	0	0	0	.100
F10	vs. Notre Dame	*3b/lf	3	0	0	0	0	0	0	1	0	.077
F11	vs. Memphis	*lf	2	1	0	0	0	0	0	1	0	.067
F16	BYU	*cf	3	2	2	1	0	0	1	1	1	.167
F17	Portland State	*cf	2	1	0	0	0	0	0	0	0	.150
F18	Illinois State	*cf	3	2	2	3	0	0	1	0	0	.217
F18	DePaul	*lf	2	1	1	1	0	0	0	1	0	.240
F19	Weber State	*cf	3	1	1	1	0	0	1	1	1	.250
F24	Iowa State	*rf	4	0	0	0	0	0	0	0	2	.219
F25	Iowa State	*rf	3	0	1	0	1	0	0	0	0	.229
F25	Iowa State	*rf	3	0	0	0	0	0	0	1	1	.211
M3	New Mexico	*rf	3	2	2	0	0	0	0	0	0	.244
M3	Charlotte	*rf	3	0	0	0	0	0	0	0	0	.227
M4	Michigan State	*rf/lf	3	2	3	7	1	0	1	0	0	.277
M4	Boise State	*rf	2	0	1	0	0	0	0	1	0	.286
M5	Houston	*rf/lf	3	0	0	0	0	0	0	1	0	.269
M10	Arizona	*rf	2	0	0	0	0	0	0	1	1	.259
M11	Arizona	*rf	1	0	0	0	0	0	0	0	1	.255
M12	Arizona	rf	0	0	0	0	0	0	0	0	0	.255
M17	vs. UCF	*rf	1	0	0	0	0	0	0	1	0	.250
M17	at Oklahoma State	ph	1	0	0	0	0	0	0	0	0	.246
M18	vs. Minnesota	rf	0	0	0	0	0	0	0	0	0	.246
M18	vs. UCF	ph/rf	0	1	0	0	0	0	0	2	0	.246
M24	at California	*rf	2	0	0	0	0	0	0	0	0	.237
M25	at California	*rf	3	0	1	0	0	0	0	0	0	.242
M26	at California	*cf	4	0	0	0	0	0	0	0	2	.227
M31	Washington	*cf	3	0	0	0	0	0	0	0	1	.217
A1	Washington	rf	0	0	0	0	0	0	0	1	0	.217
A2	Washington	dnp										
A7	at Utah	*cf	1	0	0	0	0	0	0	1	1	.214
A8	at Utah	pr/lf	2	1	1	2	0	0	1	0	0	.222
A8	at Utah	*lf	3	2	2	2	1	0	1	0	0	.240
A14	Oregon	*cf	3	0	0	0	0	0	0	0	1	.231
A15	Oregon	ph/cf	2	0	1	1	0	1	0	0	0	.237
A16	Oregon	*cf	3	0	1	0	0	0	0	0	0	.241
A18	Grand Canyon	*cf	2	0	0	0	0	0	0	1	1	.235
A21	at UCLA	*cf	3	0	0	0	0	0	0	1	1	.227
A22	at UCLA	*cf	3	0	0	0	0	0	0	0	0	.220
A23	at UCLA	*cf	3	0	0	0	0	0	0	0	2	.213
A28	Stanford	*cf	4	1	1	0	0	0	0	0	2	.214
A29	Stanford	*cf	4	0	0	0	0	0	0	0	2	.206
A30	Stanford	*cf	3	1	2	0	1	0	0	1	1	.219
M5	at Oregon State	*cf	2	0	0	0	0	0	0	0	1	.215
M6	at Oregon State	dnp										
M7	at Oregon State	ph	0	0	0	1	0	0	0	0	0	.215

CAREER STATISTICS

SEASON	AVG	GP	GS	AB	R	H	2B	3B	HR	RBI	SLG%	BB	HBP	SO	GDP	OB%	SF	SH	SB
2020	.358	29	29	81	31	29	9	2	5	20	.704	17	2	15	0	.480	0	0	8
2021	.347	49	49	150	43	52	14	2	10	40	.667	16	2	36	2	.417	0	2	8
2022	.335	54	54	170	44	57	7	2	15	54	.665	19	4	25	1	.408	3	1	7
2023	.215	45	37	107	21	23	5	1	6	19	.449	18	3	24	2	.341	1	0	1
Total	.317	177	169	508	139	161	35	7	36	133	.626	70	11	100	5	.408	4	3	24





SEASON BATTING STATISTICS

ALL GAMES

Minimum 2.5 Plate Appearances per game | Players must play in 75% of their team's games

NAME	AVG	OPS	OBP	SLG	GP-GS	AB	R	H	2B	3B	HR	RBI	TB	BB	HBP	SO	GDP	SF	SH	SB-ATT
Acuña,Yanni	.396	1.231	.515	.716	47-47	134	42	53	11	1	10	26	96	25	10	22	0	2	0	11-14
Milius, Alexa	.336	.823	.386	.438	45-42	128	14	43	10	0	1	16	56	11	0	24	1	1	4	2-2
Rollin, Jazmyn	.313	.952	.379	.573	44-43	131	23	41	4	0	10	27	75	10	4	21	1	0	0	4-6
VanHook, Jordyn	.292	1.157	.380	.777	47-46	130	29	38	6	0	19	35	101	18	1	39	1	1	1	0-0
Harper, Makenna	.271	.768	.353	.415	44-44	118	22	32	2	3	3	22	49	14	2	22	0	2	1	2-2
Hill, Jazmine	.215	.790	.341	.449	45-37	107	21	23	5	1	6	19	48	18	3	24	2	1	0	1-1
Acuña,Yaya	.556	1.156	.600	.556	25-0	9	7	5	0	0	0	0	5	1	0	2	0	0	0	4-4
Brown, Kenzie	.333	1.000	.333	.667	1-0	3	1	1	1	0	0	0	2	0	0	1	0	0	0	0-0
Cunningham, Shannon	.234	.716	.333	.383	32-11	47	6	11	4	0	1	8	18	5	2	15	0	0	0	1-1
Schuld, Marissa	.188	.476	.257	.219	18-10	32	6	6	1	0	0	5	7	2	1	4	1	0	0	0-0
Boccagno, Gianna	.184	.711	.385	.327	28-25	49	3	9	1	0	2	6	16	12	4	18	1	0	2	0-1
Lissy, Kayla	.173	.449	.239	.210	37-36	81	5	14	0	0	1	1	17	6	1	27	0	0	2	3-4
Price, Savannah	.160	.512	.259	.253	45-39	75	11	12	2	1	1	6	19	10	0	31	1	0	7	6-6
Kinch, Sara	.145	.437	.211	.226	27-23	62	2	9	2	0	1	8	14	5	1	14	1	3	0	0-0
McCarthy, Kalyn	.133	.483	.350	.133	23-4	15	8	2	0	0	0	1	2	4	1	3	0	0	0	6-8
Nicholson, Taylor	.100	.267	.167	.100	13-0	10	0	1	0	0	0	1	1	1	0	6	0	1	0	0-0
Nicholson, Mackenzie	.000	.000	.000	.000	7-0	0	0	0	0	0	0	0	0	0	0	0	0	0	0	2-2
Totals	.263	.822	.356	.466	47-47	1181	207	311	51	7	58	188	550	147	30	281	9	11	18	42-51
Opponents	.264	.731	.362	.369	47-47	1203	202	317	39	5	26	172	444	155	36	246	9	10	13	39-48

PAC-12 GAMES

Minimum 2.5 Plate Appearances per game | Players must play in 75% of their team's games

NAME	AVG	OPS	OBP	SLG	GP-GS	AB	R	H	2B	3B	HR	RBI	TB	BB	HBP	SO	GDP	SF	SH	SB-ATT
Acuña,Yanni	.328	1.015	.523	.492	24-24	61	19	20	4	0	2	7	30	16	9	13	0	0	0	7-8
Harper, Makenna	.273	.648	.315	.333	23-23	66	5	18	2	1	0	7	22	3	2	14	0	2	1	1-1
Milius, Alexa	.261	.668	.320	.348	24-23	69	3	18	3	0	1	8	24	6	0	13	1	0	3	1-1
Rollin, Jazmyn	.254	.839	.346	.493	24-24	71	11	18	2	0	5	12	35	6	4	15	1	0	0	2-2
Lissy, Kayla	.203	.508	.254	.254	24-24	59	5	12	0	0	1	1	15	3	1	15	0	0	2	3-3
VanHook, Jordyn	.177	.733	.297	.435	24-23	62	6	11	1	0	5	9	27	11	0	22	1	1	1	0-0
Acuña,Yaya	.200	.533	.333	.200	11-0	5	1	1	0	0	0	0	1	1	0	2	0	0	0	0-0
Cunningham, Shannon	.182	.659	.250	.409	17-5	22	1	4	2	0	1	3	9	2	0	8	0	0	0	1-1
Hill, Jazmine	.176	.644	.271	.373	22-17	51	5	9	2	1	2	6	19	5	2	16	2	1	0	1-1
Price, Savannah	.159	.508	.213	.295	23-21	44	6	7	1	1	1	4	13	3	0	23	1	0	2	2-2
Boccagno, Gianna	.136	.588	.406	.182	15-12	22	0	3	1	0	0	1	4	8	2	8	1	0	0	0-1
McCarthy, Kalyn	.133	.483	.350	.133	17-4	15	6	2	0	0	0	1	2	4	1	3	0	0	0	4-5
Kinch, Sara	.081	.317	.128	.189	15-12	37	1	3	1	0	1	1	7	2	0	9	1	0	0	0-0
Schuld, Marissa	.071	.205	.133	.071	8-4	14	1	1	0	0	0	0	1	1	0	2	0	0	0	0-0
Nicholson, Taylor	.000	.000	.000	.000	3-0	3	0	0	0	0	0	0	0	0	0	1	0	0	0	0-0
Nicholson, Mackenzie	.000	.000	.000	.000	6-0	0	0	0	0	0	0	0	0	0	0	0	0	0	0	2-2
Totals	.209	.657	.313	.344	24-24	607	70	127	19	3	19	60	209	72	21	165	8	4	9	24-27
Opponents	.300	.823	.398	.425	24-24	651	127	195	24	5	16	109	277	92	19	107	3	7	9	25-31





SEASON PITCHING STATISTICS

ALL GAMES Minimum 1 IP / Team Game

NAME	ERA	WHIP	BAA	W	L	G	GS	CG	SHO	SV	IP	H	R	ER	BB	SO	2B	3B	HR	WP	HP
Magee, Kylee	3.17	1.71	.272	4	5	20	19	3	2	0	70.2	75	46	32	46	55	10	1	4	7	5
Osborne, Mac	3.82	1.59	.270	4	11	23	19	4	3	0	84.1	93	60	46	41	61	10	1	6	19	15
Brown, Kenzie	3.90	1.56	.240	10	2	30	4	1	1	0	73.2	69	52	41	46	76	4	1	8	10	13
Schuld, Marissa	3.93	1.30	.267	2	6	25	5	1	0	5	51.2	55	32	29	12	37	11	2	8	0	3
Jones, Deborah	3.13	1.57	.281	2	1	15	0	0	0	0	22.1	25	12	10	10	17	4	0	0	2	0
Sun Devils	3.65	1.56	.264	22	25	47	47	9	6	5	302.2	317	202	158	155	246	39	5	26	38	36
Opponents	4.43	1.53	.263	25	22	47	47	12	6	6	298.2	311	207	189	147	281	51	7	58	27	30

Name	W%	H7	HR7	BB7	SO7	SO/W
Magee, Kylee	.444	7.43	0.40	4.56	5.45	1.20
Osborne, Mac	.267	7.72	0.50	3.40	5.06	1.49
Brown, Kenzie	.833	6.56	0.76	4.37	7.22	1.65
Schuld, Marissa	.250	7.45	1.08	1.63	5.01	3.08
Jones, Deborah	.667	7.84	0.00	3.13	5.33	1.70
Sun Devils	.468	7.33	0.60	3.58	5.69	1.59
Opponents	.532	7.29	1.36	3.45	6.59	1.91

PAC-12 GAMES Minimum 1 IP / Team Game

NAME	ERA	WHIP	BAA	W	L	G	GS	CG	SHO	SV	IP	H	R	ER	BB	SO	2B	3B	HR	WP	HP
Magee, Kylee	2.82	1.69	.275	3	4	10	9	2	1	0	39.2	42	22	16	25	27	4	1	2	1	3
Brown, Kenzie	5.55	1.95	.282	3	0	16	0	0	0	0	35.1	40	31	28	29	32	2	1	4	9	10
Osborne, Mac	5.59	2.06	.313	0	8	14	11	0	0	0	41.1	57	39	33	28	21	6	1	4	9	6
Schuld, Marissa	5.89	1.76	.344	0	5	13	4	1	0	2	27.1	42	26	23	6	18	9	2	6	0	0
Jones, Deborah	4.31	1.38	.269	0	1	9	0	0	0	0	13.0	14	9	8	4	9	3	0	0	2	0
Sun Devils	4.83	1.83	.300	6	18	24	24	3	1	2	156.2	195	127	108	92	107	24	5	16	21	19
Opponents	2.64	1.23	.209	18	6	24	24	7	4	5	162.0	127	70	61	72	165	19	3	19	12	21

Name	W%	H7	HR7	BB7	SO7	SO/W
Magee, Kylee	.429	7.41	0.35	4.41	4.76	1.08
Brown, Kenzie	1.000	7.92	0.79	5.75	6.34	1.10
Osborne, Mac	.000	9.65	0.68	4.74	3.56	0.75
Schuld, Marissa	.000	10.76	1.54	1.54	4.61	3.00
Jones, Deborah	.000	7.54	0.00	2.15	4.85	2.25
Sun Devils	.250	8.71	0.71	4.11	4.78	1.16
Opponents	.750	5.49	0.82	3.11	7.13	2.29





SEASON FIELDING STATISTICS

ALL GAMES

NAME	FLD%	C	PO	A	OFA	E	DP	SBA	CSB	CS%	PB	CI
Osborne, Mac	1.000	19	1	18	0	0	1	10	3	.231	0	0
Magee, Kylee	1.000	19	3	16	0	0	1	7	3	.300	0	0
Cunningham, Shannon	1.000	7	7	0	0	0	0	0	0	.000	0	0
Schuld, Marissa	1.000	7	2	5	0	0	1	7	1	.125	0	0
Jones, Deborah	1.000	4	0	4	0	0	0	1	1	.500	0	0
Nicholson, Taylor	1.000	2	1	1	0	0	0	0	0	.000	0	0
Harper, Makenna	.986	74	71	2	2	1	0	0	0	.000	0	0
VanHook, Jordyn	.986	282	271	7	0	4	15	0	0	.000	0	0
Acuña,Yanni	.982	56	54	1	1	1	0	0	0	.000	0	0
Kinch, Sara	.979	143	118	22	0	3	2	23	6	.207	6	0
Boccagno, Gianna	.974	152	138	10	0	4	1	16	3	.158	5	0
Price, Savannah	.961	129	47	77	0	5	5	0	0	.000	0	0
Brown, Kenzie	.938	16	3	12	0	1	0	14	1	.067	0	0
Rollin, Jazmyn	.935	138	66	63	0	9	7	0	0	.000	0	0
McCarthy, Kalyn	.933	15	14	0	0	1	0	0	0	.000	0	0
Lissy, Kayla	.917	132	64	57	0	11	7	0	0	.000	0	0
Milius, Alexa	.898	49	16	28	1	5	1	0	0	.000	0	0
Hill, Jazmine	.833	42	29	6	2	7	0	0	0	.000	0	0
Acuña,Yaya	.000	0	0	0	0	0	0	0	0	.000	0	0
Nicholson, Mackenzie	.000	0	0	0	0	0	0	0	0	.000	0	0
Totals	.960	1289	908	329	6	52	17	39	9	.188	11	0
Opponents	.968	1206	896	271	—	39	14	42	9	.176	7	1

PAC-12 GAMES

NAME	FLD%	C	PO	A	OFA	E	DP	SBA	CSB	CS%	PB	CI
Harper, Makenna	1.000	54	54	0	0	0	0	0	0	.000	0	0
Magee, Kylee	1.000	12	3	9	0	0	1	4	1	.200	0	0
Osborne, Mac	1.000	10	0	10	0	0	0	10	3	.231	0	0
Milius, Alexa	1.000	9	7	2	1	0	0	0	0	.000	0	0
Schuld, Marissa	1.000	4	2	2	0	0	0	4	1	.200	0	0
Jones, Deborah	1.000	3	0	3	0	0	0	1	0	.000	0	0
Cunningham, Shannon	1.000	2	2	0	0	0	0	0	0	.000	0	0
Kinch, Sara	.986	70	57	12	0	1	2	17	4	.190	3	0
VanHook, Jordyn	.985	135	128	5	0	2	5	0	0	.000	0	0
Boccagno, Gianna	.967	61	54	5	0	2	0	8	2	.200	3	0
Acuña,Yanni	.963	27	26	0	0	1	0	0	0	.000	0	0
Lissy, Kayla	.947	95	50	40	0	5	5	0	0	.000	0	0
Price, Savannah	.942	52	16	33	0	3	1	0	0	.000	0	0
McCarthy, Kalyn	.933	15	14	0	0	1	0	0	0	.000	0	0
Rollin, Jazmyn	.915	82	39	36	0	7	3	0	0	.000	0	0
Brown, Kenzie	.889	9	1	7	0	1	0	6	1	.143	0	0
Hill, Jazmine	.850	20	17	0	0	3	0	0	0	.000	0	0
Nicholson, Mackenzie	.000	0	0	0	0	0	0	0	0	.000	0	0
Acuña,Yaya	.000	0	0	0	0	0	0	0	0	.000	0	0
Nicholson, Taylor	.000	0	0	0	0	0	0	0	0	.000	0	0
Totals	.961	660	470	164	1	26	7	25	6	.194	6	0
Opponents	.963	650	486	140	—	24	9	24	3	.111	4	1





MEDIA ROSTER



1
MACKENZIE NICHOLSON
UTL • R/R • 5-7 • FR
Atlanta, Ga.



4
JAZMYN ROLLIN
INF • L/R • 5-8 • SR
Salt Lake City, Utah



8
MARISSA SCHULD
P/UT • R/R • 5-3 • GR
Scottsdale, Ariz.



10
KENZIE BROWN
P • L/R • 5-11 • SO
Lake City, Ill.



11
MAC OSBORNE
P • R/R • 5-9 • JR
Richlands, Va.



12
ALEXA MILIUS
INF • R/R • 5-2 • GR
Thomaston, Conn.



13
KAYLA LISSY
INF • L/R • 5-5 • JR
Valrico, Fla.



14
DEBORAH JONES
P • R/R • 6-0 • JR
Unionville, Ind.



16
SAVANNAH PRICE
INF • R/R • 5-9 • JR
Rio Linda, Calif.



17
JORDYN VANHOOK
INF • R/R • 5-10 • SR
Woodland Hills, Calif.



18
SARA KINCH
C • R/R • 5-10 • JR
Temecula, Calif.



21
YAYA ACUÑA
OF • L/R • 5-4 • FR
Tucson, Ariz.




22
KALYNE MCCARTHY
OF • L/R • 5-1 • FR
Palatine, Ill.



23
TAYLOR NICHOLSON
INF • B/R • 5-5 • R-FR
Atlanta, Ga.



24
YANNI ACUÑA
OF • L/R • 5-6 • GR
Tucson, Ariz.



31
KYLEE MAGEE
P • R/R • 5-9 • FR
Anaheim, Calif.



32
GIANNA BOCCAGNO
C • R/R • 5-9 • GR
Coral Springs, Fla.



55
MAKENNA HARPER
OF • L/L • 5-7 • GR
Stevenson Ranch, Calif.



71
SHANNON CUNNINGHAM
C/UT • R/R • 5-9 • FR
Tustin, Calif.



77
JAZMINE HILL
OF • R/R • 5-8 • SR
Norwalk, Calif.



MEGAN BARTLETT
HEAD COACH



JIMMY KOLATIS
ASSISTANT COACH



JEREMY MANLEY
ASSISTANT COACH
Pitching changes



LONNY SARGENT
ASSISTANT COACH
First Base Coach





2023 PAC-12 SOFTBALL TOURNAMENT BRACKET

March 10-13, 2023 – Tucson, Ariz.
Hillenbrand Memorial Stadium

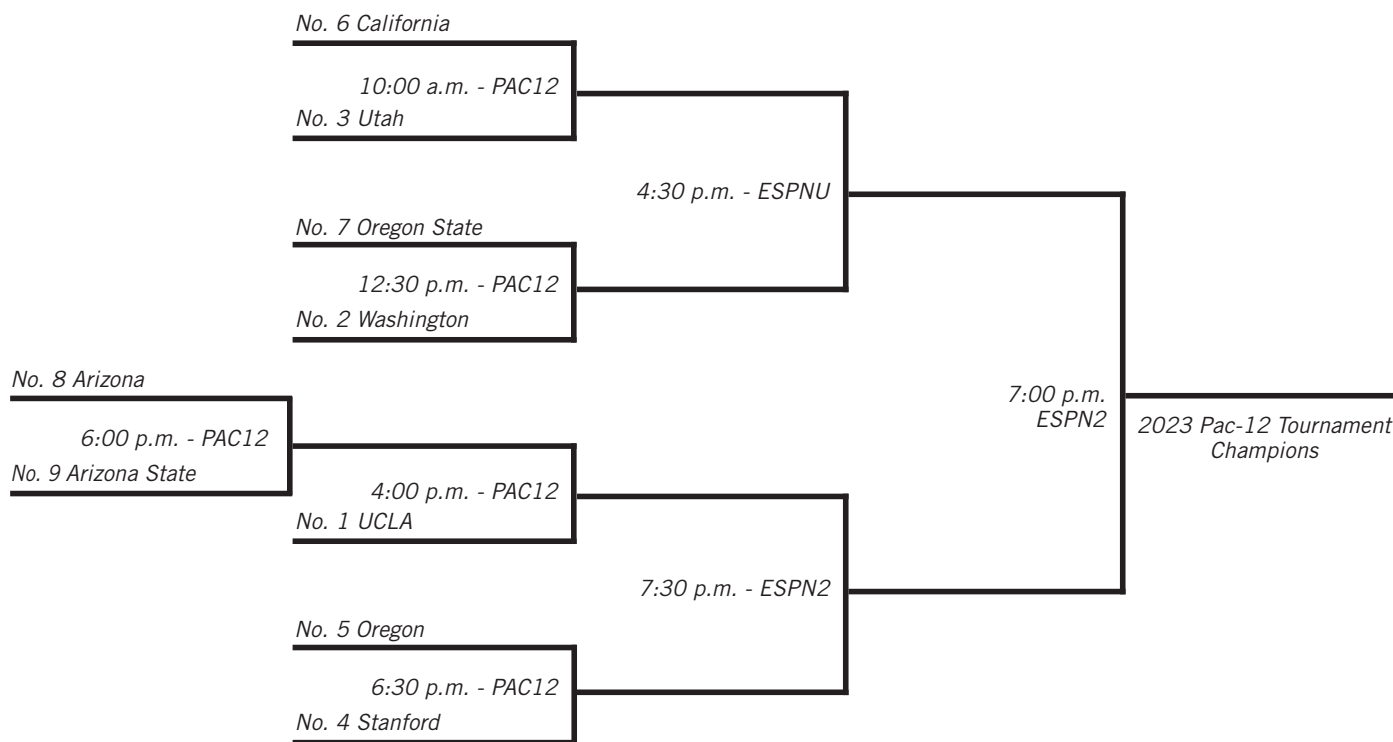


Wed., May 10

Thurs., May 11

Fri., May 12

Sat., May 13



2023 Pac-12 Softball Tournament Schedule Hillenbrand Memorial Stadium – Tucson, Ariz.

Wed., May 10 • First Round

Game 1: No. 8 Arizona vs. No. 9 Arizona State - 6:00 p.m.

Network

PAC12

Thurs., May 11 • Quarterfinals

Game 2: No. 3 Utah vs. No. 6 California - 10:00 a.m.

PAC12

Game 3: No. 2 Washington vs. No. 7 Oregon State - 12:30 p.m.

PAC12

Game 4: No. 1 UCLA vs. Game 1 Winner - 4:00 p.m.

PAC12

Game 5: No. 4 Stanford vs. No. 5 Oregon - 6:30 p.m.

PAC12

Fri., May 12 • Semifinals

Game 6: Game 2 Winner vs. Game 3 Winner - 4:30 p.m.

ESPNU

Game 7: Game 4 Winner vs. Game 5 Winner - 7:30 p.m.

ESPN2

Sat., May 13 • Championship

Game 8: Game 6 Winner vs. Game 7 Winner - 7:00 p.m.

ESPN2

Game times are local to site

