



ARIZONA STATE SUN DEVIL HOCKEY MEDIA NOTES



@SunDevilHockey



@SunDevilHockey



/SunDevilHockey

2023-24 SCHEDULE/RESULTS

Date	Opponent	Network	Time/Result
Oct. 6	vs. Arizona (ACHA)(EXH)	Pac-12 Stream	W, 16-0
Oct. 13	vs. #15/13 Merrimack	Pac-12 Stream	W, 1-0 (OT)
Oct. 14	vs. #15/13 Merrimack	Pac-12 Stream	W, 4-2
Oct. 20	vs. Northern Michigan	Pac-12 Stream	W, 3-2
Oct. 21	vs. Northern Michigan	Pac-12 Stream	W, 5-1
Oct. 27	at Miami	NCHC.tv	L, 5-4 (OT)
Oct. 28	at Miami	NCHC.tv	T, 1-1 (SO, W)
Nov. 3	vs. Stonehill	Pac-12 Stream	W, 5-4 (OT)
Nov. 4	vs. Stonehill	Pac-12 Stream	W, 3-2
Nov. 10	vs. #2 Denver	Pac-12 Stream	W, 6-5 (OT)
Nov. 11	vs. #2 Denver	Pac-12 Stream	L, 8-4 (EN)
Nov. 17	vs. Alaska Anchorage	Pac-12 Stream	W, 4-3
Nov. 19	vs. Alaska Anchorage	Pac-12 Stream	W, 3-0
Nov. 24	vs. #9 Providence	Pac-12 Stream	W, 4-3 (OT)
Nov. 26	vs. #9 Providence	Pac-12 Arizona	L, 2-1
Dec. 1	at Colorado College	NCHC.tv	T, 2-2 (OT)
Dec. 2	at Colorado College	NCHC.tv	W, 2-0
Dec. 8	vs. Dartmouth	Pac-12 Arizona	T, 4-4 (OT)
Dec. 9	vs. Dartmouth	Pac-12 Stream	T, 1-1 (OT)
Dec. 16	at Robert Morris	FloHockey	W, 4-1
Dec. 17	at Robert Morris	FloHockey	W, 8-3
Dec. 29	vs. Clarkson		W, 5-2
Dec. 30	vs. #17 Cornell		T, 2-2 (SO, W)
Jan. 5	vs. Harvard	Pac-12 Stream	W, 5-2
Jan. 6	Desert Hockey Classic	Pac-12 Stream	W, 2-1 (OT)
Jan. 12	vs. #18 Cornell	Pac-12 Stream	L, 3-2 (OT)
Jan. 13	vs. #18 Cornell	Pac-12 Stream	L, 4-1 (EN)
Jan. 19	vs. Augustana	Pac-12 Stream	L, 4-5
Jan. 20	vs. Augustana	Pac-12 Stream	W, 3-2
Feb. 2	vs. Lindenwood		T, 4-4 (SO, W)
Feb. 3	vs. Lindenwood	Pac-12 Insider	W, 5-1
Feb. 9	vs. Alaska Fairbanks	Pac-12 Insider	W, 2-0
Feb. 10	vs. Alaska Fairbanks	Pac-12 Stream	W, 4-2
Feb. 23	at Alaska Fairbanks	FloHockey	9:07 p.m.
Feb. 24	at Alaska Fairbanks	FloHockey	9:07 p.m.
Mar. 1	Long Island	Pac-12 Stream	7:00 p.m.
Mar. 2	Long Island	Pac-12 Stream	5:00 p.m.
Mar. 8	at Alaska Anchorage	TBD	9:07 p.m.
Mar. 9	at Alaska Anchorage	TBD	7:07 p.m.

*Times are in MST

Game 33-34 | No. 18 Arizona State at Alaska



CARLSON CENTER
Fairbanks, AK

Friday, February 23
9:07 p.m. MST
Saturday, February 24
9:07 p.m. MST

Watch: FloHockey
Listen: Fox Sports 910



Arizona State Sun Devils
20-6-6 Overall

Alaska Fairbanks Nanooks
13-13-2 Overall

SCOUTING THE SERIES

Pitchforks are en route to State 49 as the No. 18 Arizona State hockey team storms Alaska on Feb. 23-24 to complete the home-and-home series with the Nanooks. ASU (20-6-6) looks to hit another gold rush after completing a home sweep of UAF (13-13-2) at Mullett Arena two weeks ago.

This weekend's games are slated for 9:07 p.m. MST on both Friday and Saturday and can be heard on Sun Devil Hockey Radio Network, Fox Sports 910. The live stream is available to purchase through FloHockey.

In the first meeting of the home-and-home series between the two independent rivals, the Sun Devils outscored the Nanooks with six goals to two. The series sweep extended ASU's undefeated streak to five games (4-0-1) dating back to January 20 against Augustana.

Sophomore netminder Gibson Homer captured his first career NCAA shutout in ASU's 2-0 victory in game one. He made the shutout complete with 37 saves, just one shy of tying TJ Semptimphelter's 2023-24 season single game high of 38 saves. Game two featured a 4-2 win with the help of Matthew Kopperud's two power play goals. The series marked the first sweep against Alaska since the 2018-19 season and improved the all-time meeting record to 6-8-1.

A major key to the Sun Devil offense returned as Ty Jackson entered the lineup after more than 70 days out due to injury. Jackson made his presence known and collected four points with a goal and an assist in each game that series. Three out of his four points came from his work on the Sun Devil power play.

TOP IN THE COUNTRY

The ASU team continues to rank among the top in the country in numerous categories:

- No. 3: ASU has the third-fewest losses in the NCAA at 6
- No. 4: ASU has scored 34 power play goals in 32 games
- Tied-No. 4: ASU's 20 wins is fourth best in the country and ranks fourth overall for best winning percentage (.719)
- No. 5: Power play unit converts at a 27.2 percent success rate
- No. 9: ASU boasts one of the smallest goals against average in the country at 2.4
- No. 10: ASU has scored 108 goals in 32 games so far this season with an average of 3.38 goals per game

BE THE TRADITION

Hockey SID: Paige Shacklett
Cell Phone: (970) 946-0748
Email: paige.shacklett@asu.edu
Twitter: @paigeshacklett



2023-24 SUN DEVIL HOCKEY ROSTER

No.	Name	Pos.	S	Ht.	Wt.	Yr.	Hometown (Prev. School)
1	Chase Hamm	G	L	5-9	168	Fr.	Saskatoon, SK, Canada/Arizona State (ACHA)
2	Brandon Tabakin	D	L	5-10	175	Gr.	Woodbury, NY/ Yale (NCAA)
5	Ty Murchison	D	L	6-2	210	Jr.	Corona, CA/U.S. National U18 Team (USHL)
9	Anthony Dowd	D	R	5-7	152	Fr.	Point Pleasant Beach, NJ/ Chicago (USHL)
10	Tucker Ness	D	R	6-3	227	So.	Plymouth, MN/Waterloo (USHL)
11	Benji Eckerle	F	L	5-10	185	Sr.	Northville, MI/Tri-City (USHL)
13	Cade Alami	D	R	6-7	210	Jr.	Bedford, NY/Boston College (NCAA)
14	Ty Jackson	F	L	5-8	160	Sr.	Oakville, ON/Dubuque (USHL)/Northeastern (NCAA)
15	Dylan Jackson	F	R	5-10	170	Sr.	Oakville, ON/Dubuque (USHL)/Northeastern (NCAA)
16	Ethan Szmagaj	D	R	6-0	198	Jr.	Canton, MI/Waterloo (USHL)
17	Matthew Romer	F	R	5-11	180	Fr.	Chicago, IL/Omaha (USHL)
18	David Hymovitch	F	R	6-0	170	Fr.	Phoenix, AZ/Muskegon (USHL)
20	Jackson Niedermayer	F	L	6-0	198	Jr.	Newport Beach, CA/Penticton (BCHL)
21	Alex Young	F	R	5-11	185	Fr.	White Rock, BC/Vernon (BCHL)
24	Josh Niedermayer	D	L	6-0	205	Fr.	Newport Beach, CA/Penticton (BCHL)
25	Kyle Smolen	F	R	5-11	170	Fr.	Crystal Lake, IL/ Fargo (USHL)
26	Brian Chambers	F	R	6-1	190	Gr.	Weymouth, MA/ UMass-Lowell (NCAA)
27	Tim Lovell	D	L	5-10	161	Sr.	Hingham, MA/Des Moines (USHL)/Boston College (NCAA)
28	Matthew Kopperud	F	L	6-1	190	Sr.	Denver, CO/Dubuque (USHL)
29	Cole Gordon	F	L	6-2	210	Fr.	Windsor, CO/Minnesota (NAHL)
31	Gibson Homer	G	L	6-5	215	So.	Grand Rapids, MI/Chicago (USHL)
35	TJ Semptimphelter	G	L	6-1	195	Jr.	Marlton, NJ/Boston (NCDC)/Northeastern (NCAA)
39	Ryan O'Reilly	F	R	6-3	215	Sr.	Southlake, TX/Green Bay (USHL)
43	Cole Helm	F	L	5-11	195	Fr.	Dallas, TX/ Dubuque (USHL)
53	Ryan Alexander	F	L	5-10	180	So.	Toronto, ON./Fargo (USHL)
59	Tyler Gratton	F	L	6-2	200	Gr.	Pottstown, PA/ Penn State (NCAA)
61	Lukas Sillinger	F	L	5-11	172	Sr.	Regina, Sask./Penticton (BCHL)/Bemidji State (NCAA)
82	Charlie Schoen	F	R	5-10	165	So.	Andover, MN/Sioux City (USHL)
89	Tony Achille	F	L	6-0	175	Fr.	Hingham, MA/ Maine (NAHL)

Head Coach: Greg Powers
Associate Coach: Alex Hicks
Associate Coach: Albie O'Connell
Assistant Coach: Dana Borges
Director of Operations: Andrew Matheson
Strength & Conditioning Coach: Liane Blyn
Athletic Trainer: Rick Covard
Equipment Manager: Corby Antropik
Athletic Communications: Paige Shacklett

PRONUNCIATIONS

ALAMI: Ah-Lah-MEe
BORGES: Boar-Jess
ECKERLE: ECK-er-LEE
HOMER: Home-ER
HYMOVITCH: Hi-Mo-VITCH
KOPPERUD: copper-RUDE
LOVELL: LOVE-ULL
ROMER: ROAM-er
SCHOEN: Shane
SEMPTIMPHELTER: Semp-TIM-felter
SMOLEN: Ss-MULL-In
SZMAGAJ: SHH-MAG-EE
TABAKIN: TAH-Buh-KIN

ROSTER BREAKDOWN

By Position:	Forwards	17
	Defensemen	8
	Goaltenders	3
By Class:	Freshmen	9
	Sophomore	4
	Junior	5
	Senior	7
	Graduate	3
By State:	Canada	6
	California	3
	Massachusetts	3
	Michigan	3
	Colorado	2
	Minnesota	2
	New Jersey	2
	New York	2
	Texas	2
	Illinois	2
	Pennsylvania	1
	Arizona	1

2023-24 Sun Devil Hockey Game Notes

RECORD BREAKDOWN

Overall Record	20-6-6
Home Record	16-5-3
Road Record	4-1-3
Last 5 Games	4-0-1
Last 10 Games	6-3-1
Scoring A Power-Play Goal	13-5-4
Not Scoring A Power-Play Goal	7-1-2
Allowing A Power-Play Goal	11-3-3
Not Allowing A Power-Play Goal	9-3-3
Scoring A Shorthanded Goal	2-0-1
Allowing A Shorthanded Goal	1-0-0
10 Or More Penalties (ASU)	1-0-0
Fewer Than 10 Penalties (ASU)	20-6-5
More Penalties Than Opponent	9-1-2
Fewer Penalties Than Opponent	8-4-1
Same Amount Of Penalties	3-1-2
In One-Goal Games	9-4-0
In Two-Goal Games	4-0-0
In Three-Goal or More Games	7-2-0
In Overtime Games	5-2-6
Scoring 4 or More Goals	12-3-2
Scoring 3 or More Goals	5-0-0
Scoring 2 or Fewer Goals	4-3-3
Allowing 4 or More Goals	2-4-2
Allowing 3 or Fewer Goals	16-2-3
Scoring First Goal Of Game	13-4-2
Opponents Score First	7-2-4
Leading After One Period	7-1-0
Trailing After One Period	5-2-4
Tied After One Period	7-3-2
Scoring First Goal Of Second Period	11-3-4
Leading After Two Periods	12-1-1
Trailing After Two Periods	5-4-1
Tied After Two Periods	4-1-3
Scoring First Goal Of Third Period	9-3-1
Having 10-19 Shots On Goal	3-1-0
Having 20-29 Shots On Goal	4-2-2
Having 30-39 Shots On Goal	10-3-4
Having 40 or More Shots On Goal	3-0-0
Allowing 10-19 Shots On Goal	2-3-0
Allowing 20-29 Shots On Goal	9-2-5
Allowing 30-39 Shots On Goal	7-3-1
Allowing 40 or More Shots On Goal	2-0-0
Outshooting Opponent	12-3-5
Opponent Outshoots ASU	7-3-1
Shots Are Even	1-0-0
October	4-1-1
November	6-2-0
December	4-0-4
January	3-3-0
February	3-0-1
March	0-0-0
First Game of the Series	8-3-3
Second Game of the Series	9-3-2
Fridays	9-3-3
Saturdays	9-2-3
Sundays	2-1-0
Games Following A Win	11-4-3
Games Following A Loss	2-2-2
Games Following A Tie	5-0-1

JERSEY BREAKDOWN



TALE OF THE TAPE

Sun Devils		Nanooks
3.4 (T11th)	Goals Per Game	3.1 (T22nd)
2.4 (9th)	Goals Against Average	2.8 (T25th)
11.1 (T11th)	Shots Percentage	10.8 (T14th)
27.2% (5th)	Power Play	19.5% (T32nd)
82.4% (21st)	Penalty Kill	78.1% (43rd)
51.3 (23rd)	Faceoff %	53.4 (11th)

RECORD VS. INDEPENDENTS

NCAA	2023-24	OVERALL	LAST MEETING
ALASKA ANCHORAGE	2-0-0	7-2-0	W, 3-0 - Nov. 19, 2023
ALASKA	2-0-0	6-8-1	W, 4-2 - Feb. 10, 2024
LINDENWOOD	1-0-1	3-0-1	W, 5-1 - Feb. 3, 2024
LONG ISLAND	0-0-0	2-0-0	W, 5-1 - March 12, 2022
STONEHILL	2-0-0	2-0-0	W, 3-2 - Nov. 4, 2023

2023-24 STAT LEADERS BREAKDOWN

Goals	Matthew Kopperud	19	Penalties	Ty Murchison	15
Assists	Lovell & Sillinger	28	PIM	Kyle Smolen	45
Points	Lukas Sillinger	35	PPG	Matthew Kopperud	14
Shots	Matthew Kopperud	106	SHG	29, 39, 53	1
Shot %	Kyle Smolen	.250	GWG	Matthew Kopperud	8
BLK	Ethan Szmagaj	56	GAA	Gibson Homer	1.62
+/-	Brandon Tabakin	+24	SV%	Gibson Homer	.943

SCORING BREAKDOWN

BY CLASS		CLASS LEADERS (2023-24)	
Class (Players)	Goals - Assists - Points	Player (Class)	Goals- Assists - Points
Freshmen (9)	13 - 22 - 35	Kyle Smolen (Fr.)	7 - 7 - 14
Sophomores (4)	8 - 18 - 26	Charlie Schoen (So.)	5 - 12 - 17
Juniors (5)	11 - 16 - 27	Jackson Niedermayer (Jr.)	6 - 4 - 10
Seniors (7)	56 - 94 - 150	Lukas Sillinger (Sr.)	7 - 28 - 35
Graduates (3)	15 - 27 - 42	Tyler Gratton (Gr.)	12 - 6 - 18

SUN DEVIL NOTES

PLAYERS IN THE NATION'S TOP 15

- No. 1: Matthew Kopperud has the most powerplay goals across the NCAA this season with 14.
- No. 1: Matthew Kopperud is tied for first in the NCAA for most game-winning goals (8)
- Tied-No. 4: Brandon Tabakin boasts +24 on the season
- No. 5: Tim Lovell's 33 points is fifth among all NCAA defensemen
- Tied-No. 7: Tim Lovell has 28 assists and ranks eighth in the NCAA for average assists per game (0.93)
- Tied-No. 7: Lukas Sillinger has 28 assists and is tied for 12th in the NCAA for average assists per game (.88).
- No. 10: TJ Semptimphelter remains in the top-ten in the nation for winning percentage (.696)

RANKED DEVILS

ASU continues its 19th-straight week in the national polls. Polls placed the Sun Devils at No. 18 after their series against Lindenwood. The highest national poll ranking ever received by the Sun Devils was No. 9 on Feb. 17, 2020 in the 2019-20 season.

IN THE RANKINGS

USCHO.com	USA Hockey
Feb. 19 - No. 18	Feb. 19 - No. 18
Feb. 12 - No. 18	Feb. 12 - No. 18
Feb. 4 - No. 18	Feb. 4 - No. 18
Jan. 29 - No. 17	Jan. 29 - No. 18
Jan. 22 - No. 18	Jan. 22 - No. 18
Jan. 15 - No. 16	Jan. 15 - No. 16
Jan. 8 - No. 11	Jan. 8 - No. 10
Jan. 2 - No. 12	Jan. 2 - No. 13
Dec. 11 - No. 13	Dec. 11 - No. 14
Dec. 4 - No. 12	Dec. 4 - No. 12
Nov. 27 - No. 12	Nov. 27 - No. 13
Nov. 20 - No. 13	Nov. 20 - No. 13
Nov. 13 - No. 14	Nov. 13 - No. 14
Nov. 6 - No. 16	Nov. 6 - No. 17
Oct. 30 - No. 16	Oct. 30 - No. 19
Oct. 23 - No. 13	Oct. 23 - No. 16
Oct. 16 - No. 18	Oct. 16 - No. 19

RECORD CHASE

- Tim Lovell is five points away from breaking the individual single-season record for most points by a defenseman. Sun Devil alum Brinson Pasichnuk set the record at 37 points in the 2019-20 season.
- Lovell currently sits at the No. 2 spot for all-time career assists and assists by a defenseman with 61. He is eight points away from breaking Brinson Pasichnuk's record that is set at 68.
- The Hobey Baker nominees, Lukas Sillinger and Tim Lovell, are currently tied for third most assists logged by a Sun Devil in

a single season with 28 each. The record is currently owned by alum Robert Mastrosimone from his 2022-23 season with 31.

- Matthew Kopperud has 19 goals so far this season and is five away from breaking Johnny Walker's record for most in a single season at 23. Kopperud is 10 goals away from breaking the all-time career goals record currently set at 70, also by Walker.

LOVE'IN IT

Defenseman Tim Lovell continues to be a crucial element to the Sun Devils' success offensively. He currently ranks tied seventh nationally for most assists and eighth nationally for assists per game at 0.93. Lovell has tallied 28 assists in his 30 games played and is creeping up on several records set by alumni Brinson Pasichnuk and Robert Mastrosimone. On Lovell's record watch is most assists logged by a Sun Devil in a single season (31 - Mastrosimone) and most assists logged by a defenseman in a single season (37 - Pasichnuk). Lovell is also eight points from breaking the all-time career record for assists by a Sun Devil, set by Pasichnuk at 68. The defenseman is also on a seven-game point scoring streak with a total of eight points, making the streak tied for the second-longest in program history. The longest streak is currently held by alum Josh Doan at nine games with 16 total points in early 2023.

BETWEEN THE PIPES

Semptimphelter remains in the top ten nationally for best goalie winning percentage with a .696. The New Jersey native's three shutouts this season is tied for second in the NCAA as he looks to break Joey Daccord's career shutout record for an Arizona State netminder (tied at 8 currently). Gibson Homer started in both games against Alaska, grabbing his first NCAA career shutout in ASU's 2-0 win in the opening game of the series. In both games, Homer tallied 30-plus saves with 37 on Friday and 30 on Saturday. Through ten games, Homer recorded a 5-2-2 record and owns a .943 save percentage and a 1.62 goals against average.

ACTION JACKSON

Senior center Ty Jackson was injured in the first game at Colorado College on Dec. 1 and subsequently missed the next 15 games. He made his return as first line center on Feb. 9-10 and tallied two goals and two assists against the Nanooks.

ARIZONA STATE QUICK FACTS

Location.....	Tempe, Ariz.
Enrollment.....	103,000
Nickname.....	Sun Devils
Colors.....	Maroon & Gold
Conference.....	Independent (Pac-12 in other sports)
President.....	Dr. Michael Crow
Interim Athletic Director.....	Dr. James Rund
Arena.....	Mullett Arena
Head Coach.....	Greg Powers (16th season)
Associate Coach.....	Alex Hicks (10th season)
Associate Coach.....	Albie O'Connell (1st season)
Assistant Coach.....	Dana Borges (1st season)
Director of Operations.....	Andrew Matheson (4th season)
Strength & Conditioning Coach.....	Liane Blyn (6th season)
Equipment Manager.....	Corby Antropik (2nd season)
Athletic Trainer.....	Rick Covard (4th season)
Powers' Career Record.....	291-176-36
Powers' NCAA Record.....	123-147-23

HEAD COACH GREG POWERS

Coach Powers enters his ninth season as the head coach of the Division I program in 2023-24, and his 16th overall at the helm at ASU. He was a finalist for the 2019 and 2020 Spencer Penrose Award, which is awarded to the Division I Coach of the Year. Coach Powers was also named the 2018-19 Frank Kush Sun Devil Coach of the Year, as voted on by the 26 head coaches at Arizona State. On July 7, 2022, Arizona State University and Greg Powers agreed to a five-year contract extension through the 2026-27 season. In 2021-22, Powers led ASU to five-straight wins versus USCHO.com Top-20 opponents in 2021-22 for the first time in program history (the previous record for consecutive wins against ranked opponents was three-straight games). In 2021-22, the team boasted three of the top-10 scorers in the nation in Colin Theisen, Matthew Kopperud and Josh Doan. ASU scored 116 goals in 35 games for a 3.31 goals per game average, ranked No. 10 in the country. Under Powers, ASU became the fastest start-up collegiate hockey program to qualify for the postseason in 2018-19. At 21-13-1 and No. 10 in the Pairwise rankings, the Sun Devils made the largest jump in all of NCAA Division I year-to-year up from No. 53 at the end of 2017-18. During the 2013-14 season, Coach Powers helped guide the Sun Devils to their first-ever ACHA Division I National Championship. Himself a Sun Devil, Powers graduated from the Walter Cronkite School of Journalism in 1999 and was inducted into the ASU Hockey Player Hall of Fame in 2009. Collegiately, Greg was a three-time ACHA Division I All-American Goaltender while playing for the Sun Devils under the tutelage of Hall of Fame Head Coach Gene Hammett. The Sun Devils qualified for three national championships during Powers' four-season collegiate career, and he was named Team MVP for the 1996-1997 and 1997-1998 seasons.

GLOVES ARE OFF

#2 Brandon Tabakin (Gr., D)

- Tied for fourth-highest plus/minus rating in the country at +24
- Reached single-game highs of +3 in the 5-2 wins over Clarkson and Harvard
- Has finished less than even on plus/minus only once in all 28 games played this season
- Leads all ASU defensemen in SOG (59)

#5 Ty Murchison (Jr., D)

- Set a new program record for career PIMs set on Saturday night vs. Lindenwood (210 PIMs) previous record was at 208 by Tyler Busch
- Was the first California native to commit to Sun Devil Hockey in the NCAA DI era

#9 Anthony Dowd (Fr., D)

- Second-most ASU rookie points with 12 (3G, 9A)
- Collected first career three-point night at RMU with 1G, 2A on Dec. 17, 2023
- Brother Jimmy Dowd is a junior defenseman at Penn State

#10 Tucker Ness (So., D)

- Tallied his first assist of the season vs. Stonehill on Nov. 3, 2023. Tallied his second career assist against Augustana on Benji Eckerle's goal
- Finished the weekend vs. Lindenwood with a +3 to improve his season plus/minus to +1

#11 Benji Eckerle (Sr., F)

- Third-best in plus/minus on team with +8
- Scored first multipoint game of the season vs. Dartmouth with one goal and one assist
- Went on a three-game assisting streak from Jan. 5-12. Was +5 combined over the streak
- Reached 100 career games on Dec. 29 (all at ASU)
- Only hockey player enrolled in Barrett, The Honors College at ASU

#13 Cade Alami (Jr., D)

- Tallied his first ASU point vs. Alaska Anchorage on Nov. 19 with an assist on Tabakin's empty net goal
- Enjoys creating music and has several songs on major streaming services

#14 Ty Jackson (Sr., F)

- Missed 15 games in the 2023-24 season due to injury, made his return on Feb. 9 versus Alaska
- Tallied a four-point weekend (2G, 2A) in his first two games back in the lineup
- Reached 100 career NCAA games at CC on Dec. 3

#15 Dylan Jackson (Sr., F)

- Out for the season with an injury.

#16 Ethan Szmagaj (Jr., D)

- Scored his third goal of the season vs. Alaska on Feb. 10. New career record for goals in a season
- Leads the team in blocks with 56 in 32 games. The mark is 4 away from setting new career record

#17 Matthew Romer (Fr., F)

- Tallied first collegiate point at Colorado College with an assist

#18 David Hymovitch (Fr., F)

- Played in his first collegiate game on Jan. 20 vs. Augustana
- The only ASU skater from the state of Arizona

#20 Jackson Niedermayer (Jr., F)

- Tied for second-highest plus/minus on team at +9
- Leads junior class in scoring (6G, 4A)
- Recorded his first two-goal game of the season vs. Lindenwood on Feb. 3, 2024
- Scored three goals in four games in December
- Son of four-time Stanley Cup Champion Scott Niedermayer

#21 Alex Young (Sr., F)

- Drafted by the San Jose Sharks
- Tallied his 23rd career multi-point night on Nov. 26 vs. #9 Providence with two goals

#24 Josh Niedermayer (Fr., D)

- Tallied first collegiate assist on Oct. 21 vs. NMU
- Played in his first collegiate game on season opening night, Oct. 13, 2023.
- Younger brother of Jackson Niedermayer, sons of four-time Stanley Cup champ Scott Niedermayer

#25 Kyle Smolen (Fr., F)

- Put up a five point weekend at the Desert Hockey Classic (3G, 2A), including OT game winner in championship round vs. Omaha
- Tallied his first career game-winning goal vs. Clarkson at the Adirondack Winter Invitational
- First career two-goal night vs. Clarkson and then enjoyed another two goal night in win over Harvard
- Highest shot percentage on team (.250)
- Leads the team in faceoff percentage (at least 200 attempts) with .522
- Leads the team in PIM (45)

#26 Brian Chambers (Gr., F)

- 15th in the country in faceoff wins. He has taken over 340 more faceoffs than any other ASU skater
- Season-high single game faceoff percentage at Miami at .714 (15-6)
- Tied second-best plus/minus on the team (+9) and only finished less than even 4 times through 32 games
- Third on team in assists with 14

#27 Tim Lovell (Sr., D)

- 28 assists tied seventh in the NCAA - fifth-highest among defensemen in the country
- His 33 points are second-most points on team
- Nominated for the Hobey Baker Award
- On a 7-game point scoring streak with 2G, 5A
- Set new program record for most assists by a defenseman in a single season (28)

#28 Matthew Kopperud, A (Sr., F)

- Lead NCAA in GWG (8) and PPG (14)
- Continues to set ASU program record for most 38 career PPG. The mark is tied for sixth in the NCAA all-time leader record book for career PPG.
- Third-most points on the team with 32 (19G, 13A).
- - Leads the team in goals scored

#29 Cole Gordon (Fr., F)

- Scored his first collegiate goal (shorthanded) vs. Stonehill on Nov. 4

#31 Gibson Homer (So., G)

- Recorded first NCAA career shutout vs. Alaska on Feb. 9 in seventh-ever career start
- In the shutout he recorded a career high in saves at 37 (fourth-most saves in a shutout by an ASU goaltender in program history)
- NCAA debut at Miami on Oct. 28 (23 saves)
- Became the 13th goaltender to suit up in maroon

& gold

- Hosts cooking videos with teammate and roommate Tucker Ness

#35 TJ Semptimphelter (Jr., G)

- Ranked 10th in country in goalie winning percentage (.696)
- Went undefeated through December (4-0-4)
- Earned eighth career shutout at Colorado College to tie ASU program record set by Joey Daccord.
- Three shutouts so far this season (CC, Anchorage, and #15 Merrimack)
- Five shutouts in 2022-23 included: Bemidji State, Colgate, Alaska Anchorage, Air Force, St. Thomas
- Had a perfect 800 score in math on the SAT. On course to graduate as a junior in May 2024

#39 Ryan O'Reilly, A (Sr., F)

- Tallied his first career two-goal night in the 5-2 win against Harvard. Put up another two-goal night vs. Lindenwood on Feb. 2, 2024
- Scored the sole regulation goal for ASU in the 2-1 OT win vs. Omaha for Desert Hockey Classic championship

#43 Cole Helm (Fr., F)

- Tallied his first career point with an assist vs. Lindenwood on Feb. 3, 2024
- Skated in his first collegiate game vs. Stonehill on Nov. 3 at Mullett Arena

#53 Ryan Alexander (So., F)

- Tallied his fifth career multipoint night at RMU with two assists on Dec. 17, 2023
- Second-best faceoff percentage on team at .516 (at least 200 attempts)
- Head of the comedy club at Arizona State

#59 Tyler Gratton, C (Gr., F)

- Scored his first career hat trick at Robert Morris on Dec. 17, 2023. Prior he had never scored more than one goal in a game in his collegiate career (142 games)
- Played in his 150th career collegiate game on Friday vs. Augustana

#61 Lukas Sillinger, A (Sr., F)

- First ASU player to tally five points in a game since Anthony Croston in 2016 (1G, 4A at RMU 12/17/23)
- His 35 points leads the ASU team
- Nominated for the Hobey Baker award
- On a six-game point scoring streak (1G, 6A)

#82 Charlie Schoen (So., F)

- Tallied his fourth career multipoint night on Dec. 29 vs. Clarkson (1G, 1A)
- Went on a three-game point scoring streak from Oct. 20-27 (1G, 4A) and Nov. 10-17 (1G, 2A)

#89 Tony Achille (Fr., F)

- Tallied his first career point, an assist, vs. No. 17 Cornell on Dec. 30, 2023
- Recorded an assist vs. Lindenwood on Feb. 3

ARIZONA STATE SINGLE-GAME CAREER HIGHS

#2 Brandon Tabakin

Goals: 1 (4 times, last vs. Alaska Anchorage, 11/19/23)
Assists: 1 (16 times, last time vs. Augustana, 01/19/24)
Points: 2 (at Dartmouth, 12/31/22)
Plus/Minus: +3 (vs. Clarkson, 12/29/23 & vs. Harvard, 01/05/24)

#5 Ty Murchison

Goals: 2 (at Colorado College, 12/17/21)
Assists: 1 (10 times, last vs. Alaska Fairbanks, 02/10/24)
Points: 2 (at Colorado College, 12/17/21)

#9 Anthony Dowd

Goals: 2 (at Robert Morris, 12/17/23)
Assists: 2 (vs. Stonehill, 11/03/23; vs. Northern Michigan, 10/21/23)
Points: 3 (vs. Stonehill, 11/03/23 and at Robert Morris, 12/17/23)

#10 Tucker Ness

Assists: 1 (vs. Stonehill, 11/03/23 and vs. Augustana, 01/19/24)
Points: 1 (vs. Stonehill, 11/03/23 and vs. Augustana, 01/19/24)
Plus/minus: +2 (vs. Lindenwood, 02/03/24)

#11 Benji Eckerle

Goals: 1 (13 times, last vs. Augustana, 01/19/24)
Assists: 1 (25 times, last vs. Lindenwood, 02/02/24)
Points: 2 (3 times, last vs. Dartmouth, 12/08/23)

#13 Cade Alami

Goals: N/A
Assists: 1 (6 times, last at Colorado College, 12/02/23)
Points: 1 (6 times, last at Colorado College, 12/02/23)

#14 Ty Jackson

Goals: 1 (24 times, last time vs. Alaska Fairbanks, 02/10/24)
Assists: 4 (vs. Lindenwood, 02/17/23)
Points: 4 (vs. Lindenwood, 02/17/23)

#15 Dylan Jackson

Goals: 3 (2 times, last vs. #2 Denver, 11/10/23)
Assists: 2 (5 times, last at Miami, 10/28/23)
Points: 4 (vs. Lindenwood, 02/17/23)

#16 Ethan Szmagaj

Goals: 1 (5x, last vs. Alaska Fairbanks, 02/10/24)
Assists: 2 (at Bemidji State, 10/08/22)
Points: 2 (at Bemidji State, 10/08/22)
Blocks: 7 (at New Hampshire, 12/10/22)

#17 Matthew Romer

Goals: N/A
Assists: 1 (at Colorado College, 12/01/23)
Points: 1 (at Colorado College, 12/01/23)

#18 David Hymovitch

Goals: N/A
Assists: N/A
Points: N/A

#20 Jackson Niedermayer

Goals: 2 (vs. Lindenwood 02/02/24 & vs. New Hampshire, 10/15/21)
Assists: 1 (6 times, last time vs. Augustana, 01/19/2024)
Points: 2 (vs. Lindenwood 02/02/24 & vs. New Hampshire, 10/15/21)

#21 Alex Young

Goals: 3 (vs. Harvard, 12/03/22)
Assists: 3 (at Clarkson, 12/23/20)
Points: 3 (3 times, last vs. Yale, 11/19/22)

#24 Josh Niedermayer

Goals: N/A
Assists: 1 (2 times, last vs. #9 Providence, 11/24/23)
Points: 1 (2 times, last vs. #9 Providence, 11/24/23)

#25 Kyle Smolen

Goals: 2 (vs. Clarkson, 12/29/23 & vs. Harvard, 01/05/24)
Assists: 2 (vs. Lindenwood, 02/02/24)
Points: 3 (vs. Harvard, 01/05/24)

#26 Brian Chambers

Goals: 2 (at Maine, 01/14/23)
Assists: 3 (vs. Miami, 10/08/22)
Points: 3 (2 times: vs. Stonehill, 11/3/23, vs. Miami, 10/08/22)

#27 Tim Lovell

Goals: 1 (12 times, last time vs. Augustana, 01/20/2024)
Assists: 4 (at Robert Morris, 12/17/23)
Points: 4 (at Robert Morris, 12/17/23)
Blocks: 5 (at Colorado College, 12/01/23)

#28 Matthew Kopperud

Goals: 2 (12 times, last time vs. Alaska Fairbanks, 02/10/24)
Assists: 2 (5 times, last time vs. Augustana, 01/20/24)
Points: 4 (vs. New Hampshire, 10/16/21)

#29 Cole Gordon

Goals: 1 (3 times, last vs. Harvard, 01/05/24)
Assists: N/A
Points: 1 (3 times, last vs. Harvard, 01/05/24)

#31 Gibson Homer

Saves: 37 (vs. Alaska Fairbanks, 02/09/24)

#35 TJ Semptimphelter

Saves: 53 (at No. 1 Denver, 12/02/22)
Saves in a Shutout: 40 (at Bemidji State, 10/07/22)
Points: 1 (vs. Harvard, 01/05/24)

#39 Ryan O'Reilly

Goals: 2 (vs. Lindenwood 02/02/24 & vs. Harvard, 01/05/24)
Assists: 3 (at Notre Dame, 01/10/21)
Points: 3 (at Notre Dame, 01/10/21)

#43 Cole Helm

Goals: N/A
Assists: 1 (vs. Lindenwood, 02/03/24)
Points: 1 (vs. Lindenwood, 02/03/24)

#53 Ryan Alexander

Goals: 2 (vs. Minnesota, 11/26/22)
Assists: 2 (2 times, vs. Lindenwood 02/03/24 & at Robert Morris, 12/17/23)
Points: 2 (6 times, last time vs. Lindenwood, 02/03/24)

#59 Tyler Gratton

Goals: 3 (at Robert Morris, 12/17/23)
Assists: 3 (vs. St. Thomas, 10/20/22)
Points: 3 (vs. St. Thomas, 10/20/22 and at Robert Morris, 12/17/23)

#61 Lukas Sillinger

Goals: 2 (4 times, last time vs. Lindenwood, 02/17/23)
Assists: 4 (at Robert Morris, 12/17/23)
Points: 5 (at Robert Morris, 12/17/23)

#82 Charlie Schoen

Goals: 1 (6 times, last time vs. Alaska Fairbanks, 02/09/24)
Assists: 2 (at Miami, 10/27/23)
Points: 2 (4 times, last vs. Clarkson, 12/29/23)

#89 Tony Achille

Goals: N/A
Assists: 1 (3 times, last vs. Lindenwood, 02/03/24)
Points: 1 (3 times, last vs. Lindenwood, 02/03/24)

ARIZONA STATE LAST TIME IT HAPPENED

Won in overtime	vs Omaha (2-1)	Jan. 6, 2024	
Lost in overtime	vs. #18 Cornell (3-2)	Jan. 12, 2024	
Overtime tie	vs. Lindenwood (4-4)	Feb. 2, 2024	
Scored 5 goals	vs. Lindenwood	Feb. 3, 2024	
Scored 6 goals	vs. #2 Denver	Nov. 10, 2023	
Scored 7+ goals	at Robert Morris (8)	Dec. 17, 2023	
Allowed 5+ goals	vs. #2 Denver (8, 2EN)	Nov. 11, 2023	
Shutout on road	@ #4 Minnesota (0-10)	Jan. 21, 2021	
Shutout at home	vs. #17 Minnesota State (0-5)	Jan. 14, 2023	
Shutout at neutral site	vs. #19 Clarkson (0-3)	Dec. 28, 2018	
Had a home shutout	vs. Alaska Anchorage (3-0)	Nov. 19, 2023	
Had a road shutout	@ Colorado College (2-0)	Dec. 2, 2023	
Had a neutral site shutout			
Had a home sweep	vs. Alaska Fairbanks (5x in 2023-24)	Feb. 9-10, 2024	
Had a road sweep	@ Robert Morris	Dec. 16-17, 2023	
Swept at home	vs. #18 Cornell	Feb. 24-25, 2023	
Swept on the road	@ Alaska Fairbanks	Jan. 12-13, 2024	
Scored a SHG	Ryan O'Reilly vs. Lindenwood	Feb. 2, 2024	
Allowed a SHG	vs. #2 Denver	Nov. 10, 2023	
Scored 2 PPG's	at Robert Morris (Kopperud & Kopperud)	Dec. 16, 2023	
Scored 3 PPG's	vs. Alaska Fairbanks (Kopperud, T. Jackson, Kopperud)	Feb. 10, 2024	
Player w/ 2+ PPG's	Matthew Kopperud (2) vs. Alaska Fairbanks	Feb. 10, 2024	
.....	Tyler Gratton (2) at Robert Morris	Dec. 17, 2023	
.....	Matthew Kopperud (2) at Robert Morris	Dec. 16, 2023	
.....	Matthew Kopperud (2) vs. New Hampshire	Oct. 16, 2021	
.....	Matthew Kopperud (2) vs. UMass Lowell	Oct. 2, 2021	
.....	Matthew Kopperud (2) vs. #18 Notre Dame	Jan. 10, 2021	
Allowed 2 PPG's	vs. Lindenwood	Feb. 2, 2024	
Allowed 3+ PPG's	vs. #11/12 Denver (4)	Dec. 4, 2021	
Acquired 10+ Penalties	vs. Lindenwood (19)	Feb. 3, 2024	
Committed 0 Penalties	@ #1 Minnesota	Jan. 4, 2021	
Scored a hat trick	Tyler Gratton at Robert Morris	Dec. 17, 2023	
.....	Dylan Jackson vs. #2 Denver	Nov. 10, 2023	
Allowed a hat trick	vs. Alaska Fairbanks	Feb. 24, 2023	
Player had 3 assists	Lukas Sillinger (3) vs. Alaska Anchorage	Nov. 17, 2023	
.....	Robert Mastro Simone (3) at Alaska Anchorage	March 3, 2023	
.....	Robert Mastro Simone (3) vs #2 Minnesota	Nov. 26, 2022	
.....	Jack Becker (3) at Colorado College	Dec. 17, 2021	
.....	Josh Doan (3) vs. UMass Lowell	Oct. 2, 2021	
.....	Walker & O'Reilly (3) at #18 Notre Dame	Jan. 10, 2021	
Player had 4 assists	Lukas Sillinger (4) at Robert Morris	Dec. 17, 2023	
.....	Tim Lovell (4) at Robert Morris	Dec. 17, 2023	
.....	Ty Jackson (4) vs. Lindenwood	Feb. 17, 2023	
Player had 5 assists	Anthony Croston (5) vs. Brown	Dec. 30, 2016	
Player had 3 points	Matthew Kopperud (2G, 1A) vs. Alaska Fairbanks	Feb. 10, 2024	
.....	Kyle Smolen (2G, 1A) vs. Harvard	Jan. 5, 2024	
.....	Tyler Gratton (3G) at Robert Morris	Dec. 17, 2023	
.....	Matthew Kopperud (1G, 2A) at Robert Morris	Dec. 17, 2023	
.....	Lukas Sillinger (3A) vs. Alaska Anchorage	Nov. 17, 2023	
.....	Tim Lovell (1G, 2A) vs. #2 Denver	Nov. 11, 2023	
.....	Dylan Jackson (3G) vs. #2 Denver	Nov. 10, 2023	
.....	Ty Jackson (1G, 2A) vs. #2 Denver	Nov. 10, 2023	
.....	Lukas Sillinger (1G, 2A) vs. #2 Denver	Nov. 10, 2023	
.....	Brian Chambers (1G, 2A) vs. Stonehill	Nov. 3, 2023	
.....	Anthony Dowd (1G, 2A) vs. Stonehill	Nov. 3, 2023	
Player had 4 points	Tim Lovell (4A) at Robert Morris	Dec. 17, 2023	
.....	Josh Doan (1G, 3A) at Alaska Anchorage	March 3, 2023	
.....	Ty Jackson (4A), Dylan Jackson (2G, 2A)	Feb. 17, 2023	
Player had 5 points	Lukas Sillinger (1G, 4A) at Robert Morris	Dec. 17, 2023	
.....	Anthony Croston (5A) vs. Brown	Dec. 30, 2016	
Registered 40+ SOG	at Robert Morris (43)	Dec. 16, 2023	
Registered 50+ SOG	vs. Omaha (53), vs St. Thomas (50), Lindenwood (53), RMU (56)	10/27/18, 10/29/21, 02/17/23, 12/27/23	
Allowed 40+ SOG	vs. #9 Providence (41)*	Nov. 24, 2023	
Allowed 50+ SOG	vs. Boston College (50)	Dec. 30, 2022	
Goalie had 30-39 saves	Gibson Homer (37)	vs. Alaska Fairbanks	Feb. 10, 2024
Goalie had 40+ saves	TJ Semptimphelter vs. Boston College (42)	Dec. 31, 2022	
Goalie had 50+ saves	TJ Semptimphelter (53) at #1 Denver	Dec. 2, 2022	
Goalie assist	TJ Semptimphelter vs. Harvard	Jan. 5, 2024	

*Includes Overtime

2023-24 REGULAR-SEASON HIGHS AND LOWS

Most Goals Scored in a Game	8	at Robert Morris	Dec. 17, 2023
Most Goals Allowed in a Game	8	vs. #2 Denver	Nov. 11, 2023
Most Goals Scored in a Period	5	at Robert Morris	Dec. 17, 2023
Most Goals Allowed in a Period	4	vs. #2 Denver	Nov. 11, 2023
Most Shots On Goal in a Game	56	at Robert Morris	Dec. 17, 2023
Most Shots On Goal Allowed in a Game	41*	vs. #9 Providence	Nov. 24, 2023
Most Shots On Goal in a Period	27	at Robert Morris (2nd period)	Dec. 17, 2023
Most Shots On Goal Allowed in a Period	17	vs. Alaska Fairbanks (2nd period)	Feb. 9, 2024
Fewest Shots On Goal in a Game	14	at Colorado College	Dec. 2, 2023
Fewest Shots On Goal Allowed in a Game	17	vs. Northern Michigan	Oct. 21, 2023
Fewest Shots On Goal in a Period	2	vs. #18 Cornell (3rd period) & Alaska (3rd)	Jan. 13 & Feb. 9, 2024
Fewest Shots On Goal Allowed in a Period	3	vs. Harvard (2nd period)	Jan. 5, 2024
Most Saves in a Game	38 (2x)	Semptimpfelter vs #9 Providence & CC	Nov. 24 & Dec. 2, 2023
Most PPG in a Game	3	vs. Alaska Fairbanks (Kopperud, T. Jackson, Kopperud) at Robert Morris (Gratton, Gratton, Kopperud) vs. Northern Michigan (Schoen, Kopperud, D. Jackson)	Feb. 10, 2024 Dec. 17, 2023 Oct. 21, 2023
Most PPG Allowed in a Game	2	at Robert Morris vs. #2 Denver vs. Lindenwood	Dec. 17, 2023 Nov. 11, 2023 Feb. 2, 2024
Most PP Opportunities in a Game	7 (4x)	vs #15 Merrimack & #9 Providence & RMU Oct. 13 & Oct. 14 & Nov. 24, 2023 & Dec. 16, 2023	
Most ASU Penalties in a Game	19	vs. Lindenwood	Feb. 3, 2024
Longest Undefeated Streak	10	Dec. 1, 2023 - Jan. 6, 2024	
Longest Winning Streak	4	Oct. 13-21, 2023	
Longest Home Winning Streak	7	Oct. 13-Nov. 10, 2023	
Longest Road Winning Streak	4	Dec. 2, 2023-present	
Longest Winless Streak	3	Jan. 12-19, 2024 (Cornell series & Augustana game 1)	
Longest Home Winless Streak	3	Jan. 12-19, 2024 (Cornell series & Augustana game 1)	
Longest Road Winless Streak	2	Oct. 27-28, 2023 (loss and tie at Miami)	
Longest Winning Streak Against Ranked Teams	3	No. 15 Merrimack (sweep); #2 Denver (1 game)	
Quickest Goal from Start of Game (Sun Devils)	:27 (1st)	vs. Stonehill (Cole Gordon)	Nov. 4, 2023
Quickest Goal from Start of Game (Opp.)	01:46 (1st)	vs. Lindenwood	Feb. 2, 2024
Shortest Time Between Two Goals (Sun Devils)	0:21	vs #15 Merrimack (Kopperud & Young)	Oct. 14, 2023
Shortest Time Between Two Goals (Opp.)	1:40	Stonehill	Nov. 3, 2023
Shortest Time Between Two Goals (Both teams)	:19	vs Stonehill	Nov. 3, 2023
Largest Margin of Victory	5	at Robert Morris (8-3)	Dec. 17, 2023
Largest Margin of Defeat	4	vs. #2 Denver (2 empty net)	Nov. 11, 2023
Largest Crowd at Home		5,124 vs. #18 Cornell	Jan. 13, 2024
Shutouts This Year	4	Gibson Homer vs. Alaska Fairbanks (37 saves) TJ Semptimpfelter at Colorado College (38 saves) TJ Semptimpfelter vs. Alaska Anchorage (21 saves) TJ Semptimpfelter vs #15 Merrimack (31 saves)	Feb. 9, 2024 Dec. 2, 2023 Nov. 19, 2023 Oct. 13, 2023
Shutouts Against This Year	N/A		
Hat Tricks	2	Tyler Gratton at Robert Morris Dylan Jackson vs. #2 Denver	Dec. 17, 2023 Nov. 10, 2023
Largest Comeback Victory in 2-0 Deficit	5-2, W	vs. Clarkson (down 2-0 in 2nd period)	Dec. 29, 2023

*Includes Overtime

OVERALL REGULAR-SEASON HIGHS AND LOWS

Most Goals Scored in a Game	8	vs. Brown at #14/15 Wisconsin vs. Lindenwood at Robert Morris	Dec. 30, 2016 Nov. 28, 2020 Feb. 17, 2023 Dec. 17, 2023
Most Goals Allowed in a Game	10	at #4 Minnesota at Merrimack	Jan. 21-22, 2021 Jan. 31, 2016
Most Goals Scored in a Period	5	2nd period at Robert Morris 3rd period vs. RIT	Dec. 17, 2023 Jan. 17, 2020
Most Goals Allowed in a Period	6	3rd period at #4 Minnesota	Jan. 22, 2021
Most Shots On Goal in a Game	56	at Robert Morris	Dec. 17, 2023
Most Shots On Goal Allowed in a Game	57	at Quinnipiac at UMass-Lowell at Quinnipiac	Oct. 15, 2015 Jan. 30, 2016 Jan. 27, 2017
Most Shots On Goal in a Period	27	2nd period at Robert Morris	Dec. 17, 2023
Most Shots On Goal Allowed in a Period	28	3rd period at Quinnipiac	Jan. 28, 2017
Fewest Shots On Goal in a Game	11	at #12/14 Wisconsin	Jan. 16, 2021
Fewest Shots On Goal Allowed in a Game	15	at Air Force at #6 North Dakota	Oct. 18, 2019 Oct. 29, 2022
Fewest Shots On Goal in a Period	1	3rd period at Quinnipiac 1st period at Bentley 3rd period vs. Boston College	Jan. 28, 2017 Feb. 8, 2020 Dec. 31, 2022
Fewest Shots On Goal Allowed in a Period	1	1st period vs. Alabama-Huntsville	Nov. 3, 2017
Most Saves in a Game	53	Joey Daccord at Quinnipiac TJ Semptimphelter at #1 Denver	Jan. 28, 2017 Dec. 2, 2022
Most PPG in a Game	5	vs. Omaha	Oct. 27, 2018
Most PPG Allowed in a Game	6	at Notre Dame	Oct. 7, 2016
Longest Undefeated Streak	10	Dec. 1, 2023-Jan. 6, 2024	
Longest Winning Streak	7	Jan. 25 - Feb. 15, 2020	
Longest Home Winning Streak	10	Oct. 26, 2018 - Feb. 16, 2019	
Longest Road Winning Streak	3	Dec. 2, 2023 - present Jan. 11-15, 2022 Nov. 28 - Dec. 3, 2020 Jan. 25 - Feb. 8, 2020 Jan. 26 - Feb. 2, 2019 Dec. 13-17, 2016	
Longest Winless Streak	16	Nov. 27, 2015 - Jan. 31, 2016	
Longest Home Winless Streak	4	Nov. 4 - Dec. 8, 2017	
Longest Road Winless Streak	17	Nov. 27, 2015 - Oct. 22, 2016	
Quickest Goal from Start of Game (Sun Devils)	0:11	at #13/16 Notre Dame	Dec. 3, 2020
Quickest Goal from Start of Game (Opp.)	0:09	at Holy Cross	Nov. 25, 2016
Shortest Time Between Two Goals (Sun Devils)	0:07	vs. RIT	Jan. 17, 2020
Shortest Time Between Two Goals (Opp.)	0:11	at Penn State	Nov. 18, 2016
Shortest Time Between Two Goals (Both teams)	0:07	vs. #11/12 Denver	Dec. 3, 2021
Largest Margin of Victory	6	vs. Lindenwood	Feb. 17, 2023
Largest Margin of Defeat	10	at #4 Minnesota at Merrimack	Jan. 21 & 22, 2021 Jan. 31, 2016
Largest Crowd at Home	5,179	vs. No. 17 Minnesota State	Jan. 14, 2023
Hat Tricks	8	vs. Southern New Hampshire (Croston) vs. Omaha (Walker, 4) vs. #4 Denver (Walker) vs. Alaska Anchorage (B. Pasichnuk) vs. St. Thomas (Theisen) vs. Long Island (D. Jackson) vs. #2 Denver (D. Jackson) at Robert Morris (Gratton)	Jan. 20, 2017 Oct. 27, 2018 Dec. 6, 2019 Feb. 15, 2020 Oct. 30, 2021 March 10, 2023 Nov. 10, 2023 Dec. 17, 2023

Hat Tricks Against (11): at UMass-Lowell (Smith) - Jan. 30, 2016; ; at Penn State (Smirnov) - Nov. 18, 2016; vs. Brown (Corcoran) - Dec. 30, 2016; vs. St. Cloud State (Jackson) - Dec. 31, 2016; vs. Boston University (Carpenter) - Jan. 26, 2018; at Wisconsin (Ahcan) - Feb. 21, 2020; at #7 Michigan (Beniers) - Feb. 26, 2021; at Colgate (Young) - Oct. 22, 2021; at Quinnipiac (Chau) - Nov. 13, 2021; vs. #11/12 Denver (Stapley) - Dec. 3, 2021; at #4 Minnesota (McManus, Walker) - Jan. 21, 2021

2023-24 GAME-BY-GAME RESULTS

No.	Date	Opponent	Result	Score	Record	ASU Goal	Opp. Goal	SF-SA	PP/PK
1.	Oct. 13	vs. #15 Merrimack	W	1-0 (OT)	1-0	28		31-32	7/3
2.	Oct. 13	vs. #15 Merrimack	W	4-2	2-0	39, 61*, 28*, [21]	10, 21	31-31	7/5
3.	Oct. 20	vs. Northern Michigan	W	3-2	3-0	27, 25, 59*	19, 22*	31-25	4/5
4.	Oct. 21	vs. Northern Michigan	W	5-1	4-0	82*, 28*, 21, 15*, 11	22*	33-17	6/3
5.	Oct. 27	at Miami	L	5-4 (OT)	4-1	14, 61, 25, 21*	3, 8, 6*, 11, 17	34-33	3/2
6.	Oct. 28	at Miami	T	1-1	4-1-1	61	7	30-24	4/4
7.	Nov. 3	vs. Stonehill	W	5-4 (OT)	5-1-1	59, 39, 26, 28*, 9	19*, 10, 25, 55	36-30	6/3
8.	Nov. 4	vs. Stonehill	W	3-2	6-1-1	29^, 59*, 28	20, 4*	46-25	1/4
9.	Nov. 10	vs. #2 Denver	W	6-5 (OT)	7-1-1	14*, 15, 15*, 61, 15, 59	15^, 28, 15^, 10*, 10	25-40	3/5
10.	Nov. 11	vs. #2 Denver	L	8-4 (EN)	7-2-1	61*, 27, 59, 28*	6, 10, 4*, 4*, 18, [15], [14], 12	33-28	6/3
11.	Nov. 17	vs. Alaska Anchorage	W	4-3	8-2-1	14, 27*, 28*, 82	20, 11*, 14	35-28	4/4
12.	Nov. 19	vs. Alaska Anchorage	W	3-0	9-2-1	53, 15*, [2]		34-21	4/1
13.	Nov. 24	vs. #9 Providence	W	4-3 (OT)	10-2-1	21, 21, 59, 15	24*, 9, 11	41-26	7 / 4
14.	Nov. 26	vs. #9 Providence	L	2-1	10-3-1	15*	18, 8	34-20	2 / 2
15.	Dec. 1	at Colorado College	T	2-2	10-3-2	11, 59*	39, 20	36-34	7 / 3
16.	Dec. 2	at Colorado College	W	2-0	11-3-2	21, 53^		14-38	1 / 3
17.	Dec. 8	vs. Dartmouth	T	4-4	11-3-3	28*, 29, 59*, 11	8, 7, 28, 14	25-24	5 / 5
18.	Dec. 9	vs. Dartmouth	T	1-1	11-3-4	26	20*	36-21	3 / 4
19.	Dec. 16	at Robert Morris	W	4-1	12-3-4	28*, 28*, 20, [5]	21	43-26	7 / 4
20.	Dec. 17	at Robert Morris	W	8-3	13-3-4	9, 59*, 59*, 28*, 5, 59, 9, 61	12*, 27*, 16	56-27	5 / 6
21.	Dec. 29	vs. Clarkson	W	5-3	14-3-4	20, 82*, 25, [59], [25]	17, 19	26-22	2 / 2
22.	Dec. 30	vs. #17 Cornell	T	2-2 (SO, W)	14-3-5	20, 28*	16*, 6	20-27	3 / 4
23.	Jan. 5	vs. Harvard	W	5-2	15-3-5	29, 39, 39, 25, [25]	11, 18*	30-18	2 / 3
24.	Jan. 6	vs. Omaha	W	2-1 (OT)	16-3-5	39, 25	71	35-27	2 / 3
25.	Jan. 12	vs. #18 Cornell	L	3-2 (OT)	16-4-5	16, 20	26, 28, 21	17-28	1 / 5
26.	Jan. 13	vs. #18 Cornell	L	4-1	16-5-5	28*	28, 4, 21, [14]	20-37	6 / 2
27.	Jan. 19	vs. Augustana	L	5-4	16-6-5	28, 53, 11, 27*	13, 27^, 10, 27*, 81	38-15	6 / 3
28.	Jan. 20	vs. Augustana	W	3-2	17-6-5	27, 82, 26	20*, 8	30-29	3 / 2
29.	Feb. 2	vs. Lindenwood	T	4-4 (SO, W)	17-6-6	28, 28*, 39, 39^	8, 17*, 12, 16*	20-39	4 / 5
30.	Feb. 3	vs. Lindenwood	W	5-1	18-6-6	61, 28, 20, 20, 16	21*	29-34	2 / 9
31.	Feb. 9	vs. Alaska	W	2-0	19-6-6	82, 14		19-37	2 / 2
32.	Feb. 10	vs. Alaska	W	4-2 (EN)	20-6-6	28*, 14*, 28*, [16]	16, 20	19-32	4 / 4

* - Power Play Goal

^ - Shorthanded Goal

[] - Empty Net Goal

\$ - Penalty Shot

2023-24 Sun Devil Hockey Game Notes

CAREER SCORING

Player (Games: ASU; Career)	G-A-Pts. (Career)
Lukas Sillinger (65; 130)	16-40-56 (39-70-109)
Matthew Kopperud (112)	60-44-104
Alex Young (31; 131)	6-2-8 (43-48-91)
Tim Lovell (95; 113)	12-61-73 (12-63-75)
Ty Jackson (53; 102)	11-24-35 (24-43-67)
Brian Chambers (32; 136)	3-14-17 (18-40-58)
Tyler Gratton (30; 153)	12-6-18 (32-20-52)
Ryan O'Reilly (121)	24-26-50
Dylan Jackson (52; 81)	19-13-32 (24-25-49)
Benji Eckerle (111)	13-25-38
Ryan Alexander (62)	14-13-27
Ethan Szmagaj (96)	5-18-23
Brandon Tabakin (52; 104)	1-7-8 (4-16-20)
Charlie Schoen (36)	6-13-19
Ty Murchison (103)	8-10-18
Jackson Niedermayer (53)	10-6-16
Kyle Smolen (30)	7-7-14
Anthony Dowd (31)	3-9-12
Cade Alami (14; 53)	0-2-2 (0-6-6)
Cole Gordon (24)	3-0-3
Tony Achille (11)	0-3-3
Josh Niedermayer (14)	0-2-2
Tucker Ness (39)	0-2-2
Matthew Romer (4)	0-1-1
Cole Helm (5)	0-1-1
David Hymovitch (0)	0-0-0

MULTIPLE-POINT GAMES (SEASON/CAREER)

Player (Games - Season/Career)	Last Time	Record (Season/Career)
Matthew Kopperud (9 / 28)	02/10/24 vs. Alaska (2G, 1A)	7-1-1 / 17-11-1
Lukas Sillinger (7 / 27)	02/10/24 vs. Alaska (2A)	5-1-1 / 18-9-1
Tim Lovell (7 / 14)	02/10/24 vs. Alaska (2A)	5-1-1 / 10-4-1
Ty Jackson (4 / 19)	02/10/24 vs. Alaska (1G, 1A)	3-1-0 / 17-2-0
Tyler Gratton (4 / 7)	12/29/23 vs. Clarkson (1G, 1A)	3-0-1 / 5-1-1
Kyle Smolen (4 / 4)	02/02/24 vs. Lindenwood (2A)	3-0-1 / 3-0-1
Brian Chambers (3 / 13)	01/19/24 vs. Augustana (2A)	2-1-0 / 9-3-1
Anthony Dowd (3 / 3)	12/17/23 at Robert Morris (2G, 1A)	3-0-0 / 3-0-0
Charlie Schoen (3 / 4)	12/29/23 vs. Clarkson (1G, 1A)	2-1-0 / 3-1-0
Ryan Alexander (3 / 6)	02/03/24 vs. Lindenwood (2A)	3-0-0 / 4-2-0
Dylan Jackson (2 / 5)	11/10/23 vs. #2 Denver (3G)	1-1-0 / 4-1-0
Alex Young (2 / 23)	11/24/23 vs. #9 Providence (2G)	2-0-0 / 16-5-2
Ryan O'Reilly (2 / 8)	02/02/24 vs. Lindenwood (2G)	1-0-1 / 6-1-1
Benji Eckerle (1 / 3)	12/08/23 vs. Dartmouth (1G, 1A)	0-0-1 / 1-1-1
Ethan Szmagaj (0 / 1)	10/08/22 at Bemidji State (2A)	0-0-0 / 0-1-0
Jackson Niedermayer (0 / 1)	10/15/21 vs. New Hampshire (2G)	0-0-0 / 1-0-0
Brandon Tabakin (0 / 1)	12/31/22 vs. Dartmouth (1G, 1A)	0-0-0 / 0-1-0

LAST GOAL SCORED

Player	Opp.	GP Since
Ty Jackson	vs. Alaska	0
Matthew Kopperud	vs. Alaska	0
Ethan Szmagaj	vs. Alaska	0
Charlie Schoen	vs. Alaska	1
Lukas Sillinger	vs. Lindenwood	2
Jackson Niedermayer	vs. Lindenwood	2
Ryan O'Reilly	vs. Lindenwood	3
Tim Lovell	vs. Augustana	4
Brian Chambers	vs. Augustana	4
Ryan Alexander	vs. Augustana	5
Benji Eckerle	vs. Augustana	5
Kyle Smolen	vs. Omaha	8
Cole Gordon	vs. Harvard	9
Tyler Gratton	vs. Clarkson	11
Ty Murchison	at Robert Morris	12
Anthony Dowd	at Robert Morris	12
Alex Young	at Colorado College	16
Dylan Jackson	vs. #9 Providence	18

MULTIPLE-GOAL GAMES (SEASON/CAREER)

Player (Games - Season/Career)	Last Time	Record (Season/Career)
Matthew Kopperud (3 / 12)	02/10/24 vs. Alaska (2G)	2-0-1 / 6-5-1
Ryan O'Reilly (2 / 2)	02/02/24 vs. Lindenwood (2G)	1-0-1 / 1-0-1
Kyle Smolen (2 / 2)	01/05/24 vs. Harvard (2G)	2-0-0 / 2-0-0
Alex Young (1 / 4)	11/24/23 vs. #9 Providence (2G)	1-0-0 / 3-1-0
Dylan Jackson (1 / 3)	11/10/23 vs. #2 Denver (3G)	1-0-0 / 3-0-0
Tyler Gratton (1 / 1)	12/17/23 at Robert Morris (3G)	1-0-0 / 1-0-0
Anthony Dowd (1 / 1)	12/17/23 at Robert Morris (2G)	1-0-0 / 1-0-0
Lukas Sillinger (0 / 4)	02/17/22 vs. Lindenwood	0-0-0 / 3-1-0
Ryan Alexander (0 / 1)	11/26/22 vs. No. 2 Minnesota (2G)	0-0-0 / 1-0-0
Jackson Niedermayer (1 / 2)	02/03/24 vs. Lindenwood (2G)	1-0-0 / 2-0-0
Brian Chambers (0 / 1)	01/14/23 vs. Maine (2G)	0-0-0 / 0-1-0

CURRENT PLAYERS IN THE NHL ENTRY DRAFT

Player (Year)	Team	Round-Pick
Ryan O'Reilly ('18)	Detroit Red Wings	4th-98th
Alex Young ('20)	San Jose Sharks	7th-196th
Ty Murchison ('21)	Philadelphia Flyers	5th-158th

THREE-PLUS POINT GAMES (SEASON/CAREER)

Player (Games - Season/Career)	Last Time	Record (Season/Career)
Lukas Sillinger (3 / 7)	12/17/23 at Robert Morris (1G, 4A)	3-0-0 / 7-0-0
Tim Lovell (2 / 4)	12/17/23 at Robert Morris (4A)	1-1-0 / 3-1-0
Anthony Dowd (2 / 2)	12/17/23 at Robert Morris (2G, 1A)	2-0-0 / 2-0-0
Matthew Kopperud (2 / 8)	02/10/24 vs. Alaska (2G, 1A)	2-0-0 / 7-1-0
Dylan Jackson (1 / 3)	11/10/23 vs. #2 Denver (3G)	1-0-0 / 3-0-0
Brian Chambers (1 / 2)	11/03/23 vs. Stonehill (1G, 2A)	1-0-0 / 1-1-0
Ty Jackson (1 / 2)	11/10/23 vs. #2 Denver (1G, 2A)	1-0-0 / 2-0-0
Tyler Gratton (1 / 2)	12/17/23 at Robert Morris (3G)	1-0-0 / 2-0-0
Kyle Smolen (1 / 1)	01/05/24 vs. Harvard (2G, 1A)	1-0-0 / 1-0-0
Alex Young (0 / 3)	12/3/22 vs. Harvard (3G)	0-0-0 / 3-0-0

2023-24 LINE CHART

Date	Opponent	Forwards					Defense			Goaltender
Oct. 13	#15 Merrimack	61-26-21	28-53-82	59-25-15	11-29-39		2-27	5-16	24-20 (10)	35-31-1
Oct. 14	#15 Merrimack	61-26-21	28-53-82	59-25-15	11-29-39		2-27	5-16	24-9 (10)	35-31-1
Oct. 20	Northern Michigan	61-14-15	28-53-82	59-26-21	11-25-39		2-27	5-16	20-9 (24)	35-31-1
Oct. 21	Northern Michigan	61-14-15	28-53-82	59-26-21	11-25-39		2-27	5-16	20-9 (24)	35-31-1
Oct. 27	at Miami	61-14-15	28-53-82	59-26-21	11-25-39		2-27	5-16	20-9 (24)	35-31
Oct. 28	at Miami	61-14-15	59-26-82	28-53-21	11-25-39		2-27	5-16	24-9 (10)	35-31-1
Nov. 3	vs. Stonehill	61-14-15	59-26-21	28-25-82	11-29-39 (43)		2-9	5-16	24-10	31-35
Nov. 4	vs. Stonehill	61-14-15	59-26-28	53-25-21	39-29-17		2-9	5-16	20-10 (13)	31-35
Nov. 10	vs. #2 Denver	61-14-15	59-26-28	82-25-21	11-29-39		2-27	5-16	24-9 (13)	35-31
Nov. 11	vs. #2 Denver	61-14-15	59-26-28	82-25-21	11-29-39		2-27	5-16	24-9 (13)	35-31
Nov. 17	vs. Alaska Anchorage	61-14-15	59-26-28	82-25-21	53-29-39		27-2	5-16	24-9 (13)	35-31
Nov. 19	vs. Alaska Anchorage	61-14-15	59-26-28	82-53-21	20-11-39		27-9	5-16	24-13	35-31
Nov. 24	vs. #9 Providence	61-14-15	59-26-28	82-53-21	20-25-39		27-9	5-16	24-13 (10)	35-31
Nov. 26	vs. #9 Providence	61-14-15	59-26-28	82-53-21	20-25-39 (11)		27-9	5-16	24-13	35-31
Dec. 1	at Colorado College	61-14-15	59-26-28	20-53-21	11-25-17		5-9	2-16	27-13	35-31
Dec. 2	at Colorado College	59-26-28	61-25-17	20-53-21	11-29-39		5-9	2-16	27-13	35-31
Dec. 8	vs. Dartmouth	59-26-28	20-53-21	61-25-82	11-29-39 (17)		5-9	2-16	27-13	35-31
Dec. 9	vs. Dartmouth	61-53-20	11-26-21	59-25-39	89-29-43 (28)		5-9	2-16	27-10	31-35
Dec. 16	at Robert Morris	61-53-21	11-26-20	59-25-28	89-29-43 (39)		5-9	2-16	27-10	35-31
Dec. 17	at Robert Morris	61-53-82	59-26-20	11-25-39	89-29-17 (28)		5-9	2-16	27-10	35-31
Dec. 29	vs. Clarkson	61-53-21	59-26-28	11-25-39	89-29-20 (82)		5-9	2-16	27-10	35-31
Dec. 30	vs. #17 Cornell	61-53-82	59-26-28	11-25-39	89-29-20 (21)		5-9	2-16	27-10	35-31
Jan. 5	vs. Harvard	61-53-82	59-26-28	11-25-39	89-29-20 (21)		27-2	5-16	24-9	35-31-1
Jan. 6	vs. Omaha	61-21-82	59-26-28	11-25-39	89-29-20		27-2	5-16	24-9 (13)	35-31-1
Jan. 12	vs. #18 Cornell	61-26-28	59-21-82	11-25-39	89-29-20		27-2	5-16	24-9 (10)	35-31-1
Jan. 13	vs. #18 Cornell	59-26-28	20-53-82	61-11-39	89-29-21		27-10	5-16	2-9 (13)	35-31-1
Jan. 19	vs. Augustana	59-26-28	61-53-20	11-25-39	89-29-82 (21)		27-2	5-16	10-9	35-31-1
Jan. 20	vs. Augustana	28-26-82	61-53-20	11-25-39	21-29-17 (18)		27-2	5-16	10-9	31-35-1
Feb. 2	vs. Lindenwood	28-26-82	61-53-20	11-25-39	17-29-21 (59)		27-2	5-16	9-13	35-31-1
Feb. 3	vs. Lindenwood	28-26-82	61-53-20	11-25-39	89-29-21 (43)		27-2	5-16	9-10	31-1-35
Feb. 9	vs. Alaska	61-14-82	28-26-59	11-25-39	20-53-21 (29)		27-2	5-16	9-10	31-35-1
Feb. 10	vs. Alaska	61-14-82	28-26-59	11-25-39	20-53-21 (29)		27-2	5-16	9-10	31-35-1



MAIN ENTRANCE



CENTER ICE



THE MULLETT FAMILY & HOCKEY TEAM



SOLDOUT MULLETT ARENA - 5,153 FANS



BREAKING GROUND

- On Wednesday, Dec. 16, 2020, Arizona State University and Sun Devil Athletics announced all required approvals have been received for the commencement of construction on a new Multi-Purpose Arena, which will host university and community events and serve as the future home for Sun Devil men's ice hockey and wrestling. This project continues the development of the Novus Innovation Corridor, and will be sited south of Rio Salado Parkway on the east side of Packard Drive, immediately north of the existing Packard Drive Parking Structure.
- Construction began in January 2021 and received its certificate of occupancy on Friday, September 30, 2022.
- Over 8,000 square feet is set aside for a ASU state-of-the-art ASU locker room, weight room, lounge and coaches' offices on the north side of the arena. Eight additional locker rooms are accounted for on the west side of the arena between the main arena and community ice sheet that can be utilized for visiting teams, youth programs, ASU club programs, and live events.
- On February 14, 2022, ASU and the NHL's Arizona Coyotes formed the first agreement of its kind between a college and NHL team in 100 years. The last time an NCAA college team and an NHL team shared an arena was the Boston Bruins and Boston University from 1924-28 at Boston Arena, now known as Matthews Arena. Other improvements will now be made, at the Coyotes' expense, to prepare the arena to temporarily house Coyotes home games. These improvements include constructing coaches' rooms, equipment rooms, technology and other aspects of the new ASU arena according to NHL standards. The added cost is up to \$30 million, which will be paid in advance by the Coyotes.
- The 5,000-seat venue is managed and operated by Oak View Group, SCI Architects have designed the arena, while Mortenson Construction will serve as the design builder.
- The second full-size ice sheet will also be accessible to students, the community and youth hockey programs at every level, providing an additional public sheet to one of the fastest-growing states for youth hockey participation in the country.
- The seating configuration for Mullett Arena includes 20 luxury suites, two group suites, a large club lounge and event-level premium club seats. The club lounge will consist of a Center Ice Club on the main concourse that runs along center ice and can host up to 500 fans. On the 300-level, a social deck will run the length of the east side of the venue, providing an open-air, aerial view of the arena where fans can interact while still experiencing exceptional sightlines to the competition. The arena would also be able to serve as a backup for sports played on hardwood, such as volleyball.
- A 942-seat student section occupies the entire west side of the venue to provide an enhanced gameday experience for ASU students.

2023-24 TV ROSTER



**BRANDON
TABAKIN**
D|5-10|175|L|GR.



**TY
MURCHISON**
D|6-2|210|L|JR.




**ANTHONY
DOWD**
D|5-7|152|R|FR.




**TUCKER
NESS**
D|6-3|227|R|SO.




**BENJI
ECKERLE**
F|5-10|185|L|SR.




**CADE
ALAMI**
D|6-7|212|R|JR.



**TY
JACKSON**
F|5-10|170|R|SR.



**DYLAN
JACKSON**
F|5-8|170|L|SR.




**ETHAN
SZMAGAJ**
D|6-0|198|R|JR.



**MATTHEW
ROMER**
F|5-11|170|R|FR.




**DAVID
HYMOVITCH**
F|6-0|176|R|FR.



**JACKSON
NIEDERMAYER**
F|6-0|198|L|JR.



**ALEX
YOUNG**
F|5-11|185|R|FR.




**JOSH
NEIDERMAYER**
D|6-0|201|L|FR.



**KYLE
SMOLEN**
F|5-11|170|R|FR.



**BRIAN
CHAMBERS**
F|6-1|190|R|GR.




**TIM
LOVELL**
D|5-10|161|L|SR.



**MATTHEW
KOPPERUD**
F|6-1|190|L|SR.



**COLE
GORDON**
F|6-2|210|L|FR.



**GIBSON
HOMER**
G|6-5|209|L|SO.




**TJ
SEMPTIMPHELTER**
G|6-1|190|L|JR.




**RYAN
O'REILLY**
F|6-3|215|R|SR.




**COLE
HELM**
F|5-11|192|L|FR.




**RYAN
ALEXANDER**
F|5-10|180|L|SO.



**TYLER
GRATTON**
F|6-2|200|L|GR.



**LUKAS
SILLINGER**
F|5-10|172|L|SR.



**CHARLIE
SCHOEN**
F|5-10|165|R|SO.



**TONY
ACHILLE**
F|6-0|174|L|FR.

2023-24 TEAM STATISTICS



2023-24 Arizona St. Men's Ice Hockey
Overall Team Statistics
All games

Page 1/2
as of Feb 21, 2024

Team statistics

	ASU	OPP
SHOT STATISTICS		
Goals-Shot attempts	108-977	77-905
Shot pct.	.111	.085
Goals/Game	3.38	2.41
Shots/Game	30.53	28.28
Assists	184	136
POWER PLAYS		
Goals-Power Plays	34-125	21-116
Conversion Percent	.272	.181
Shot Attempts	173	148
Shot Percent	.197	.142
SHORT-HANDED		
Goals-Shot attempts	3-26	3-35
Shot Percent	.115	.086
GOAL BREAKDOWN		
Total Goals	108	77
Power Play	34	21
Short-handed	3	3
Empty net	7	3
Penalty	0	0
Unassisted	8	3
Overtime	5	2
Delayed Penalty	0	0
Game winning	20	6
First Goal	17	13
Game Tying Goal	4	2
Extra Attacker	0	1
BLOCKS		
Blocks	334	294
Blocks/Game	10.44	9.19
PENALTIES		
Number	148	157
Minutes	392	393
Penalties/Game	4.63	4.91
Penalty minutes/Game	12.25	12.28
Minor	131	144
Major	8	5
10-minute Misconduct	4	4
Game Misconduct	4	3
Gross Misconduct	0	0
Match	0	0
FACEOFFS (W-L)		
Faceoff W-L pct.	.513	.487
SHOOTOUTS (Made-Att)		
	7-22	1-23
ATTENDANCE		
Total	114778	12303
Dates/Avg Per Date	24/4782	6/2051
Neutral Site #/Avg	2/4008	-

Goals by Periods

Team	1st	2nd	3rd	OT	TOTAL
ASU	22	43	38	5	108
Opponents	25	27	23	2	77

Shots by Periods

Team	1st	2nd	3rd	OT	TOTAL
ASU	320	345	282	30	977
Opponents	280	305	289	31	905

Saves by Periods

Team	1st	2nd	3rd	OT	TOTAL
ASU	255	278	266	29	828
Opponents	298	302	244	25	869

2023-24 INDIVIDUAL GAME-BY-GAME STATISTICS

Opponent	Date	Score	1	2	5	9	10	11	13	14	15	16	17
Merri	10/13/2023	1-0	Wot	DNP	0-0-0	DNP	0-0-0	0-0-0	DNP	DNP	0-0-0	0-0-0	DNP
Merri	10/14/2023	4-2	W	DNP	0-0-0	0-0-0	0-0-0	0-0-0	DNP	DNP	0-0-0	0-0-0	DNP
NMU	10/20/2023	3-2	W	DNP	0-0-0	0-0-0	DNP	0-0-0	DNP	DNP	0-0-0	0-0-0	DNP
NMU	10/21/2023	5-1	W	DNP	0-0-0	0-2-2	DNP	1-0-1	DNP	0-0-0	1-0-1	0-0-0	DNP
at Miami	10/27/2023	4-5	Lot	DNP	0-0-0	0-1-1	DNP	0-1-1	DNP	1-1-2	0-2-2	0-0-0	DNP
at Miami	10/28/2023	1-1	ot	DNP	0-0-0	0-0-0	0-0-0	0-0-0	DNP	0-0-0	0-1-1	0-0-0	DNP
STO	11/03/2023	5-4	Wot	DNP	0-0-0	0-1-1	0-1-1	0-1-1	DNP	0-0-0	0-0-0	0-1-1	DNP
STO	11/04/2023	3-2	W	DNP	0-0-0	0-0-0	0-0-0	DNP	0-0-0	0-0-0	0-0-0	0-0-0	0-0-0
Denver	11/10/2023	6-5	Wot	DNP	0-1-1	0-0-0	0-1-1	0-0-0	0-0-0	1-2-3	3-0-3	0-0-0	DNP
Denver	11/11/2023	4-8	L	DNP	0-1-1	0-0-0	0-0-0	0-0-0	DNP	0-0-0	0-0-0	0-0-0	DNP
UAA	11/17/2023	4-3	W	DNP	0-1-1	0-0-0	DNP	DNP	0-0-0	1-0-1	0-1-1	0-0-0	DNP
UAA	11/19/2023	3-0	W	DNP	1-0-1	0-0-0	0-0-0	0-0-0	0-1-1	0-0-0	1-0-1	0-0-0	DNP
PROV	11/24/2023	4-3	Wot	DNP	0-0-0	0-0-0	0-0-0	DNP	0-0-0	0-1-1	1-0-1	0-0-0	DNP
PROV	11/26/2023	1-2	L	DNP	0-0-0	0-0-0	DNP	0-0-0	0-0-0	0-0-0	1-0-1	0-0-0	DNP
at CC	12/01/2023	2-2	ot	DNP	0-0-0	0-1-1	DNP	1-0-1	0-0-0	0-0-0	0-0-0	0-0-0	0-1-1
at CC	12/02/2023	2-0	W	DNP	0-0-0	0-0-0	DNP	0-0-0	0-1-1	DNP	DNP	0-0-0	DNP
Dart	12/08/2023	4-4	ot	DNP	0-0-0	0-0-0	DNP	1-1-2	0-0-0	DNP	DNP	0-0-0	DNP
Dart	12/09/2023	1-1	ot	DNP	0-0-0	0-0-0	0-0-0	0-1-1	DNP	DNP	DNP	0-0-0	DNP
at RM	12/16/2023	4-1	W	DNP	0-0-0	1-0-1	0-0-0	0-1-1	DNP	DNP	DNP	0-0-0	DNP
at RM	12/17/2023	8-3	W	DNP	0-0-0	1-0-1	2-1-3	0-0-0	0-0-0	DNP	DNP	0-1-1	0-0-0
vs CLK	12/29/2023	5-2	W	DNP	0-1-1	0-0-0	0-0-0	0-1-1	DNP	DNP	DNP	0-0-0	DNP
vs CU	12/30/2023	2-2	ot	DNP	0-0-0	0-0-0	0-0-0	0-0-0	DNP	DNP	DNP	0-0-0	DNP
HU	01/05/2024	5-2	W	DNP	0-0-0	0-0-0	0-0-0	DNP	0-0-0	DNP	DNP	0-0-0	DNP
HU	01/06/2024	2-1	Wot	DNP	0-1-1	0-0-0	0-0-0	0-1-1	DNP	DNP	DNP	0-0-0	DNP
CU	01/12/2024	2-3	Lot	DNP	0-0-0	0-0-0	0-0-0	0-1-1	DNP	DNP	DNP	0-0-0	DNP
CU	01/13/2024	1-4	L	DNP	0-0-0	0-0-0	0-0-0	0-0-0	0-0-0	DNP	DNP	0-0-0	DNP
AUGIE	01/19/2024	4-5	L	DNP	0-0-0	0-0-0	0-0-0	0-0-0	0-0-0	DNP	DNP	0-0-0	DNP
AUGIE	01/20/2024	3-2	W	DNP	0-0-0	0-0-0	0-0-0	0-0-0	0-0-0	DNP	DNP	0-0-0	DNP
Linden	02/02/2024	4-4	ot	DNP	0-0-0	0-0-0	0-0-0	0-0-0	0-0-0	DNP	DNP	0-0-0	DNP
Linden	02/03/2024	5-1	W	DNP	0-0-0	0-0-0	0-0-0	0-1-1	0-0-0	DNP	DNP	0-0-0	DNP
UAF	02/09/2024	2-0	W	DNP	0-0-0	0-0-0	0-0-0	0-0-0	DNP	1-0-1	DNP	1-0-1	DNP
UAF	02/10/2024	4-2	W	DNP	0-0-0	0-1-1	0-0-0	0-0-0	DNP	1-1-2	DNP	1-0-1	DNP

Opponent	Date	Score	20	21	24	25	26	27	28	29	31	35	39
Merri	10/13/2023	1-0	Wot	DNP	0-0-0	0-0-0	0-1-1	0-1-1	1-0-1	0-0-0	DNP	0-0-0	0-0-0
Merri	10/14/2023	4-2	W	0-0-0	1-0-1	DNP	0-2-2	0-1-2	1-1-2	0-0-0	DNP	0-0-0	1-0-1
NMU	10/20/2023	3-2	W	0-0-0	0-0-0	0-0-0	1-0-1	0-0-0	1-1-2	DNP	DNP	0-0-0	0-1-1
NMU	10/21/2023	5-1	W	0-0-0	1-1-2	0-0-0	0-1-1	0-0-0	1-0-1	DNP	DNP	0-0-0	0-1-1
at Miami	10/27/2023	4-5	Lot	0-0-0	1-0-1	0-0-0	1-0-1	0-0-0	0-0-0	DNP	DNP	0-0-0	0-0-0
at Miami	10/28/2023	1-1	ot	DNP	0-0-0	0-0-0	0-0-0	0-0-0	0-0-0	DNP	0-0-0	DNP	0-0-0
STO	11/03/2023	5-4	Wot	DNP	0-0-0	0-0-0	1-2-3	DNP	1-1-2	0-0-0	0-0-0	DNP	1-0-1
STO	11/04/2023	3-2	W	0-0-0	DNP	0-0-0	0-1-1	DNP	1-1-2	0-0-0	0-0-0	DNP	0-0-0
Denver	11/10/2023	6-5	Wot	DNP	0-0-0	0-0-0	0-0-0	0-1-1	0-0-0	0-0-0	DNP	0-0-0	0-0-0
Denver	11/11/2023	4-8	L	DNP	0-0-0	0-0-0	0-0-0	1-2-3	1-1-2	0-0-0	DNP	0-0-0	0-0-0
UAA	11/17/2023	4-3	W	DNP	0-1-1	0-0-0	0-1-1	0-0-0	1-1-2	0-0-0	DNP	0-0-0	0-0-0
UAA	11/19/2023	3-0	W	0-0-0	0-0-0	DNP	DNP	0-0-0	0-1-1	DNP	DNP	0-0-0	0-0-0
PROV	11/24/2023	4-3	Wot	0-0-0	2-0-2	0-1-1	0-0-0	0-1-1	0-1-1	DNP	DNP	0-0-0	0-0-0
PROV	11/26/2023	1-2	L	0-0-0	0-0-0	0-0-0	0-0-0	0-1-1	0-1-1	DNP	DNP	0-0-0	0-0-0
at CC	12/01/2023	2-2	ot	0-1-1	0-0-0	DNP	0-1-1	0-0-0	0-0-0	0-0-0	DNP	0-0-0	DNP
at CC	12/02/2023	2-0	W	0-0-0	1-0-1	DNP	0-0-0	0-1-1	0-0-0	DNP	DNP	0-0-0	0-0-0
Dart	12/08/2023	4-4	ot	0-0-0	0-0-0	DNP	0-0-0	0-0-0	1-0-1	1-0-1	DNP	0-0-0	0-0-0
Dart	12/09/2023	1-1	ot	0-1-1	0-0-0	DNP	0-0-0	0-0-0	0-0-0	0-0-0	0-0-0	DNP	0-0-0
at RM	12/16/2023	4-1	W	1-0-1	0-0-0	DNP	0-0-0	0-1-1	2-0-2	0-0-0	DNP	0-0-0	0-0-0
at RM	12/17/2023	8-3	W	0-0-0	DNP	DNP	0-0-0	1-2-3	0-0-0	0-0-0	DNP	0-0-0	0-0-0
vs CLK	12/29/2023	5-2	W	1-0-1	0-0-0	DNP	2-0-2	0-0-0	0-1-1	0-0-0	DNP	0-0-0	0-1-1
vs CU	12/30/2023	2-2	ot	1-0-1	0-0-0	DNP	0-0-0	0-0-0	0-0-0	0-0-0	DNP	0-0-0	0-0-0
HU	01/05/2024	5-2	W	0-0-0	0-0-0	0-0-0	2-1-3	0-1-1	0-0-0	1-0-1	DNP	0-1-1	2-0-2
HU	01/06/2024	2-1	Wot	0-0-0	0-0-0	0-0-0	1-1-2	0-0-0	0-0-0	0-0-0	DNP	0-0-0	1-0-1
CU	01/12/2024	2-3	Lot	0-0-0	0-0-0	0-0-0	0-0-0	0-0-0	0-0-0	0-0-0	DNP	0-0-0	0-0-0
CU	01/13/2024	1-4	L	0-0-0	0-0-0	DNP	0-0-0	0-0-0	1-0-1	0-0-0	0-0-0	0-0-0	0-0-0
AUGIE	01/19/2024	4-5	L	0-1-1	0-0-0	DNP	0-0-0	0-2-2	1-0-1	0-0-0	0-0-0	0-0-0	0-0-0
AUGIE	01/20/2024	3-2	W	0-0-0	0-0-0	DNP	0-0-0	1-0-1	0-2-2	0-0-0	0-0-0	DNP	0-0-0
Linden	02/02/2024	4-4	ot	0-0-0	0-0-0	DNP	0-2-2	0-1-1	0-0-0	0-0-0	DNP	0-0-0	2-0-2
Linden	02/03/2024	5-1	W	2-0-2	0-0-0	DNP	0-0-0	0-0-0	1-0-1	0-0-0	0-0-0	DNP	0-0-0
UAF	02/09/2024	2-0	W	0-0-0	0-0-0	DNP	0-0-0	0-0-0	0-1-1	0-0-0	0-0-0	DNP	0-0-0
UAF	02/10/2024	4-2	W	0-0-0	0-0-0	DNP	0-1-1	0-2-2	2-1-3	DNP	0-0-0	DNP	0-0-0

2023-24 INDIVIDUAL GAME-BY-GAME STATISTICS

Opponent	Date	Score		43	53	59	61	82	89
				HELM, COLE	ALEXANDER, GRATTON, TY	SILLINGER, SCHOEN, CHA	ACHILLE, TO		
Merri	10/13/2023	1-0	Wot	DNP	0-0-0	0-0-0	0-0-0	0-0-0	DNP
Merri	10/14/2023	4-2	W	DNP	0-0-0	0-1-1	1-1-2	0-0-0	DNP
NMU	10/20/2023	3-2	W	DNP	0-0-0	1-0-1	0-1-1	0-1-1	DNP
NMU	10/21/2023	5-1	W	DNP	0-0-0	0-1-1	0-1-1	1-1-2	DNP
at Miami	10/27/2023	4-5	Lot	DNP	0-0-0	0-0-0	1-0-1	0-2-2	DNP
at Miami	10/28/2023	1-1	ot	DNP	0-0-0	0-0-0	1-0-1	0-0-0	DNP
STO	11/03/2023	5-4	Wot	0-0-0	DNP	1-0-1	0-1-1	0-0-0	DNP
STO	11/04/2023	3-2	W	DNP	0-0-0	1-1-2	0-0-0	DNP	DNP
Denver	11/10/2023	6-5	Wot	DNP	DNP	1-0-1	1-2-3	0-1-1	DNP
Denver	11/11/2023	4-8	L	DNP	DNP	1-0-1	1-1-2	0-1-1	DNP
UAA	11/17/2023	4-3	W	DNP	0-0-0	0-0-0	0-3-3	1-0-1	DNP
UAA	11/19/2023	3-0	W	0-0-0	1-1-2	0-0-0	0-1-1	0-0-0	DNP
PROV	11/24/2023	4-3	Wot	DNP	0-0-0	1-0-1	0-1-1	0-0-0	DNP
PROV	11/26/2023	1-2	L	DNP	0-0-0	0-0-0	0-0-0	0-0-0	DNP
at CC	12/01/2023	2-2	ot	DNP	0-0-0	1-0-1	0-0-0	DNP	DNP
at CC	12/02/2023	2-0	W	DNP	1-0-1	0-0-0	0-0-0	DNP	DNP
Dart	12/08/2023	4-4	ot	DNP	0-0-0	1-1-2	0-2-2	0-0-0	DNP
Dart	12/09/2023	1-1	ot	0-0-0	0-0-0	0-0-0	0-0-0	DNP	0-0-0
at RM	12/16/2023	4-1	W	0-0-0	0-0-0	0-0-0	0-2-2	DNP	0-0-0
at RM	12/17/2023	8-3	W	DNP	0-2-2	3-0-3	1-4-5	0-1-1	0-0-0
vs CLK	12/29/2023	5-2	W	DNP	0-1-1	1-1-2	0-0-0	1-1-2	0-0-0
vs CU	12/30/2023	2-2	ot	DNP	0-0-0	0-0-0	0-1-1	0-0-0	0-1-1
HU	01/05/2024	5-2	W	DNP	0-0-0	0-0-0	0-0-0	0-0-0	0-1-1
UNO	01/06/2024	2-1	Wot	DNP	DNP	0-0-0	0-1-1	0-0-0	0-0-0
CU	01/12/2024	2-3	Lot	DNP	DNP	0-0-0	0-0-0	0-1-1	0-0-0
CU	01/13/2024	1-4	L	DNP	0-0-0	0-0-0	0-0-0	0-1-1	0-0-0
AUGIE	01/19/2024	4-5	L	DNP	1-0-1	0-1-1	0-1-1	0-0-0	0-0-0
AUGIE	01/20/2024	3-2	W	DNP	0-1-1	DNP	0-1-1	1-0-1	DNP
Linden	02/02/2024	4-4	ot	DNP	0-0-0	0-0-0	0-1-1	0-1-1	DNP
Linden	02/03/2024	5-1	W	0-1-1	0-2-2	DNP	1-0-1	0-1-1	0-1-1
UAF	02/09/2024	2-0	W	DNP	0-0-0	0-0-0	0-1-1	1-0-1	DNP
UAF	02/10/2024	4-2	W	DNP	0-0-0	0-0-0	0-2-2	0-0-0	DNP

2023-24 INDIVIDUAL STATISTICS



2023-24 Arizona St. Men's Ice Hockey
Overall Individual Statistics
All games

Page 1/2
as of Feb 21, 2024

Game Records

Overall	Conference	Home	Away	Neutral
20 - 6 - 6	0 - 0 - 0	16 - 5 - 3	3 - 1 - 2	1 - 0 - 1

		Shots							Penalties				Goals										
#	Player	GP	G	A	PTS	SH	SH%	+/-	PEN-MIN	MIN	MAJ	OTH	PP	SH	FG	GW	GT	OT	HT	PN	UA	BLK	
61	Sillinger, Lukas	32	7	28	35	77	.091	-1	4-8	4	0	0	2	0	2	0	1	0	0	0	0	15	
27	Lovell, Tim	30	5	28	33	38	.132	+7	12-32	11	0	1	2	0	0	0	0	0	0	0	0	20	
28	Kopperud, Matthew	32	19	13	32	106	.179	-2	6-12	6	0	0	14	0	5	8	1	1	0	0	0	6	
59	Gratton, Tyler	30	12	6	18	62	.194	-4	7-14	7	0	0	6	0	0	2	0	1	1	0	0	22	
82	Schoen, Charlie	27	5	12	17	36	.139	+2	4-19	2	1	1	2	0	2	2	0	0	0	0	0	3	
26	Chambers, Brian	32	3	14	17	45	.067	+9	9-18	9	0	0	0	0	0	1	0	0	0	0	0	19	
11	Eckerle, Benji	29	4	12	16	54	.074	+8	6-12	6	0	0	0	0	0	0	1	0	0	0	1	18	
25	Smolen, Kyle	30	7	7	14	28	.250	+1	10-45	5	3	2	0	0	0	2	0	1	0	0	1	15	
14	Jackson, Ty	15	5	7	12	36	.139	+1	5-10	5	0	0	3	0	3	0	0	0	0	0	0	1	
9	Dowd, Anthony	31	3	9	12	51	.059	0	5-10	5	0	0	0	0	0	1	0	1	0	0	0	15	
39	O'Reilly, Ryan	31	7	4	11	48	.146	+7	8-16	8	0	0	0	1	0	1	1	0	0	0	1	12	
15	Jackson, Dylan	15	7	4	11	43	.163	-1	5-18	4	0	1	4	0	0	1	0	1	1	0	1	3	
20	Niedermayer, Jackson	27	6	4	10	49	.122	+9	5-10	5	0	0	0	0	0	0	0	0	0	0	1	4	
53	Alexander, Ryan	27	3	7	10	36	.083	+7	5-10	5	0	0	0	1	1	1	0	0	0	0	0	15	
21	Young, Alex	31	6	2	8	56	.107	-4	4-8	4	0	0	1	0	2	1	0	0	0	0	1	9	
2	Tabakin, Brandon	30	1	7	8	59	.017	+24	4-8	4	0	0	0	0	0	0	0	0	0	0	0	27	
16	Szmagaj, Ethan	32	3	4	7	40	.075	+6	7-14	7	0	0	0	0	0	0	0	0	0	0	0	56	
5	Murchison, Ty	32	2	4	6	35	.057	+6	15-41	13	1	1	0	0	0	0	0	0	0	0	1	39	
29	Gordon, Cole	24	3	0	3	29	.103	+4	6-23	4	1	1	0	1	2	0	0	0	0	0	1	7	
89	Achille, Tony	11	0	3	3	13	.000	+1	2-7	1	1	0	0	0	0	0	0	0	0	0	0	1	
13	Alami, Cade	14	0	2	2	10	.000	-2	8-16	8	0	0	0	0	0	0	0	0	0	0	0	12	
24	Niedermayer, Josh	14	0	2	2	9	.000	0	0-0	0	0	0	0	0	0	0	0	0	0	0	0	1	
10	Ness, Tucker	17	0	2	2	8	.000	+1	5-18	4	0	1	0	0	0	0	0	0	0	0	0	13	
17	Romer, Matthew	4	0	1	1	6	.000	+1	0-0	0	0	0	0	0	0	0	0	0	0	0	0	1	
43	Helm, Cole	5	0	1	1	3	.000	+1	3-17	1	1	1	0	0	0	0	0	0	0	0	0	0	
35	Semptimphelter, TJ	24	0	1	1	0	.000	0	1-2	1	0	0	0	0	0	0	0	0	0	0	0	0	
31	Homer, Gibson	10	0	0	0	0	.000	0	0-0	0	0	0	0	0	0	0	0	0	0	0	0	0	
1	Hamm, Chase	1	0	0	0	0	.000	0	0-0	0	0	0	0	0	0	0	0	0	0	0	0	0	
TM	TEAM	32	0	0	0	0	.000	0	2-4	0	0	0	0	0	0	0	0	0	0	0	0	0	
Totals		32	108	184	292	977	.111	+81	148-392	131	8	9	34	3	17	20	4	5	2	0	8	334	
Opponents		32	77	136	213	905	.085	-95	157-393	144	5	8	21	3	13	6	2	2	0	0	3	294	

#	Player	GP-GS	Goal Average			Saves		Record				Goals Allowed				
			MINUTES	GA	AVG	SAVES	PCT	W	L	T	SHO	PP	SH	EN	PEN	SOG
35	Semptimphelter, TJ	24-24	1402:55	59	2.52	579	.908	14	5	4	3	15	3	2	0	0
31	Homer, Gibson	10-8	555:58	15	1.62	247	.943	6	1	2	1	6	0	1	0	1
1	Hamm, Chase	1-0	01:37	0	0.00	1	1.000	0	0	0	0	0	0	0	0	0
TM	EMPTY NET	-	07:47	3	23.13	1	.250	0	0	0	0	0	0	0	0	0
Totals		32	1968:17	77	2.35	828	.915	20	6	6	4	21	3	3	0	1
Opponents		32	1968:17	108	3.29	869	.889	6	20	6	0	34	3	7	0	7



2023-24 Arizona St. Men's Ice Hockey
Category Leaders
All games

Page 1/2
as of Feb 21, 2024

Points

#	Player	GP	G	A	PTS	SH
61	Sillinger, Lukas	32	7	28	35	77
27	Lovell, Tim	30	5	28	33	38
28	Kopperud, Matthew	32	19	13	32	106
59	Gratton, Tyler	30	12	6	18	62
82	Schoen, Charlie	27	5	12	17	36
26	Chambers, Brian	32	3	14	17	45
11	Eckerle, Benji	29	4	12	16	54
25	Smolen, Kyle	30	7	7	14	28
14	Jackson, Ty	15	5	7	12	36
9	Dowd, Anthony	31	3	9	12	51

Assists

#	Player	GP	G	A	PTS	SH
61	Sillinger, Lukas	32	7	28	35	77
27	Lovell, Tim	30	5	28	33	38
26	Chambers, Brian	32	3	14	17	45
28	Kopperud, Matthew	32	19	13	32	106
11	Eckerle, Benji	29	4	12	16	54
82	Schoen, Charlie	27	5	12	17	36
9	Dowd, Anthony	31	3	9	12	51
14	Jackson, Ty	15	5	7	12	36
2	Tabakin, Brandon	30	1	7	8	59
53	Alexander, Ryan	27	3	7	10	36

Goals

#	Player	GP	G	A	PTS	SH
28	Kopperud, Matthew	32	19	13	32	106
59	Gratton, Tyler	30	12	6	18	62
39	O'Reilly, Ryan	31	7	4	11	48
61	Sillinger, Lukas	32	7	28	35	77
15	Jackson, Dylan	15	7	4	11	43
25	Smolen, Kyle	30	7	7	14	28
21	Young, Alex	31	6	2	8	56
20	Niedermayer, Jackson	27	6	4	10	49
27	Lovell, Tim	30	5	28	33	38
14	Jackson, Ty	15	5	7	12	36

Shots

#	Player	GP	G	A	PTS	SH	SH%
28	Kopperud, Matthew	32	19	13	32	106	.179
61	Sillinger, Lukas	32	7	28	35	77	.091
59	Gratton, Tyler	30	12	6	18	62	.194
2	Tabakin, Brandon	30	1	7	8	59	.017
21	Young, Alex	31	6	2	8	56	.107
11	Eckerle, Benji	29	4	12	16	54	.074
9	Dowd, Anthony	31	3	9	12	51	.059
20	Niedermayer, Jackson	27	6	4	10	49	.122
39	O'Reilly, Ryan	31	7	4	11	48	.146
26	Chambers, Brian	32	3	14	17	45	.067

Power-Play Goals

#	Player	GP	PPG
28	Kopperud, Matthew	32	14
59	Gratton, Tyler	30	6
15	Jackson, Dylan	15	4
14	Jackson, Ty	15	3
61	Sillinger, Lukas	32	2
27	Lovell, Tim	30	2
82	Schoen, Charlie	27	2
21	Young, Alex	31	1

Shot Pct.

#	Player	GP	G	A	PTS	SH	SH%
25	Smolen, Kyle	30	7	7	14	28	.250
59	Gratton, Tyler	30	12	6	18	62	.194
28	Kopperud, Matthew	32	19	13	32	106	.179
15	Jackson, Dylan	15	7	4	11	43	.163
39	O'Reilly, Ryan	31	7	4	11	48	.146
14	Jackson, Ty	15	5	7	12	36	.139
82	Schoen, Charlie	27	5	12	17	36	.139
27	Lovell, Tim	30	5	28	33	38	.132
20	Niedermayer, Jackson	27	6	4	10	49	.122
21	Young, Alex	31	6	2	8	56	.107



2023-24 Arizona St. Men's Ice Hockey
Category Leaders
All games

Page 2/2
as of Feb 21, 2024

Short-Handed Goals

#	Player	GP	SHG
39	O'Reilly, Ryan	31	1
53	Alexander, Ryan	27	1
29	Gordon, Cole	24	1

Penalties

#	Player	GP	PEN	MIN
5	Murchison, Ty	32	15	41
27	Lovell, Tim	30	12	32
25	Smolen, Kyle	30	10	45
26	Chambers, Brian	32	9	18
39	O'Reilly, Ryan	31	8	16
13	Alami, Cade	14	8	16
59	Gratton, Tyler	30	7	14
16	Szmagaj, Ethan	32	7	14
28	Kopperud, Matthew	32	6	12
11	Eckerle, Benji	29	6	12

Game-Winning Goals

#	Player	GP	GWG
28	Kopperud, Matthew	32	8
59	Gratton, Tyler	30	2
82	Schoen, Charlie	27	2
25	Smolen, Kyle	30	2
39	O'Reilly, Ryan	31	1
21	Young, Alex	31	1
26	Chambers, Brian	32	1
15	Jackson, Dylan	15	1
53	Alexander, Ryan	27	1
9	Dowd, Anthony	31	1

Penalty Minutes

#	Player	GP	PEN	MIN
25	Smolen, Kyle	30	10	45
5	Murchison, Ty	32	15	41
27	Lovell, Tim	30	12	32
29	Gordon, Cole	24	6	23
82	Schoen, Charlie	27	4	19
26	Chambers, Brian	32	9	18
15	Jackson, Dylan	15	5	18
10	Ness, Tucker	17	5	18
43	Helm, Cole	5	3	17
39	O'Reilly, Ryan	31	8	16

Plus/Minus

#	Player	GP	+/-
2	Tabakin, Brandon	30	+24
26	Chambers, Brian	32	+9
20	Niedermayer, Jackson	27	+9
11	Eckerle, Benji	29	+8
39	O'Reilly, Ryan	31	+7
27	Lovell, Tim	30	+7
53	Alexander, Ryan	27	+7
5	Murchison, Ty	32	+6
16	Szmagaj, Ethan	32	+6
29	Gordon, Cole	24	+4



2023-24 Arizona St. Men's Ice Hockey
Game Results
All games

Page 1/1
as of Feb 21, 2024

Team Results

Date	Opponent		Score	Shots	Overall	Conf	Time	Att.	Goalie of record
10/13/2023	Merrimack	Wot	1-0	31/31	1-0-0	0-0-0	3:28	4680	SEMPIMPHELTER, TJ
10/14/2023	Merrimack	W	4-2	31/32	2-0-0	0-0-0	2:58	4569	SEMPIMPHELTER, TJ
10/20/2023	Northern Mich.	W	3-2	31/25	3-0-0	0-0-0	2:38	4495	SEMPIMPHELTER, TJ
10/21/2023	Northern Mich.	W	5-1	33/17	4-0-0	0-0-0	2:47	4357	SEMPIMPHELTER, TJ
10/27/2023	at Miami (OH)	Lot	4-5	34/33	4-1-0	0-0-0	2:48	1818	SEMPIMPHELTER, TJ
10/28/2023	at Miami (OH)	Tot	1-1	30/24	4-1-1	0-0-0	18:03	1908	HOMER, Gibson
11/03/2023	Stonehill	Wot	5-4	36/30	5-1-1	0-0-0	2:54	4444	HOMER, Gibson
11/04/2023	Stonehill	W	3-2	46/25	6-1-1	0-0-0	2:37	4487	HOMER, Gibson
11/10/2023	Denver	Wot	6-5	25/40	7-1-1	0-0-0	2:58	5102	SEMPIMPHELTER, TJ
11/11/2023	Denver	L	4-8	33/28	7-2-1	0-0-0	2:57	4996	SEMPIMPHELTER, TJ
11/17/2023	Alas. Anchorage	W	4-3	35/28	8-2-1	0-0-0	2:40	4774	SEMPIMPHELTER, TJ
11/19/2023	Alas. Anchorage	W	3-0	34/21	9-2-1	0-0-0	2:39	4632	SEMPIMPHELTER, TJ
11/24/2023	Providence	Wot	4-3	26/41	10-2-1	0-0-0	3:03	4990	SEMPIMPHELTER, TJ
11/26/2023	Providence	L	1-2	20/34	10-3-1	0-0-0	2:44	4626	SEMPIMPHELTER, TJ
12/01/2023	at Colorado Col.	Tot	2-2	36/34	10-3-2	0-0-0	3:05	3519	SEMPIMPHELTER, TJ
12/02/2023	at Colorado Col.	W	2-0	14/38	11-3-2	0-0-0	2:23	3463	SEMPIMPHELTER, TJ
12/08/2023	Dartmouth	Tot	4-4	25/24	11-3-3	0-0-0	2:57	4781	SEMPIMPHELTER, TJ
12/09/2023	Dartmouth	Tot	1-1	36/21	11-3-4	0-0-0	2:53	4837	HOMER, Gibson
12/16/2023	at Robert Morris	W	4-1	43/26	12-3-4	0-0-0	2:28	863	SEMPIMPHELTER, TJ
12/17/2023	at Robert Morris	W	8-3	56/27	13-3-4	0-0-0	2:29	732	SEMPIMPHELTER, TJ
12/29/2023	vs Clarkson	W	5-2	26/22	14-3-4	0-0-0	2:29	4170	SEMPIMPHELTER, TJ
12/30/2023	vs Cornell	Tot	2-2	20/27	14-3-5	0-0-0	2:37	3846	SEMPIMPHELTER, TJ
01/05/2024	Harvard	W	5-2	30/18	15-3-5	0-0-0	2:37	5007	SEMPIMPHELTER, TJ
01/06/2024	Omaha	Wot	2-1	35/27	16-3-5	0-0-0	2:40	4912	SEMPIMPHELTER, TJ
01/12/2024	Cornell	Lot	2-3	17/28	16-4-5	0-0-0	3:58	5007	SEMPIMPHELTER, TJ
01/13/2024	Cornell	L	1-4	20/37	16-5-5	0-0-0	2:38	5124	SEMPIMPHELTER, TJ
01/19/2024	Augustana (SD)	L	4-5	38/15	16-6-5	0-0-0	2:29	4836	HOMER, Gibson
01/20/2024	Augustana (SD)	W	3-2	30/29	17-6-5	0-0-0	2:28	4892	HOMER, Gibson
02/02/2024	Lindenwood	Tot	4-4	39/20	17-6-6	0-0-0	2:59	4829	SEMPIMPHELTER, TJ
02/03/2024	Lindenwood	W	5-1	29/34	18-6-6	0-0-0	2:56	4789	HOMER, Gibson
02/09/2024	Alas. Fairbanks	W	2-0	19/37	19-6-6	0-0-0	2:39	4769	HOMER, Gibson
02/10/2024	Alas. Fairbanks	W	4-2	19/32	20-6-6	0-0-0	2:44	4843	HOMER, Gibson

Team Record	W-L-T	Attendance	Dates	Total	Avg.
Overall:	20-6-6	Total:	32	135097	4222
Conference:	0-0-0	Home:	24	114778	4782
Home:	16-5-3	Away:	6	12303	2051
Away:	3-1-2	Neutral:	2	8016	4008
Neutral:	1-0-1				
Overtime:	5-2-6				