

2019 Sun Devil Baseball

REGIONAL NOTES - BATON ROUGE REGIONAL

#2 ARIZONA STATE

37-17 (16-12 Pac-12)

@ASU_Baseball

@TheSunDevils

#1 LSU

37-24 (17-13 SEC)

@LSUBaseball

@LSUSports

#3 So. Miss.

38-19 (20-10 C-USA)

@SouthernMissBSB

@USMGoldenEagles

#4 Stony Brook

31-21 (15-9 A-East)

@StonyBrookBase

@SBAthletics

Five-Time NCAA Champions (1965, 1967, 1969, 1977, 1981) | 22 College World Series Appearances | 21 Conference Championships | 125 All-Americans | 14 National Players of the Year | 11 College Baseball Hall of Famers



ASU_BASEBALL



SUN DEVIL BASEBALL



ASU_BASEBALL

MEDIA RELATIONS CONTACT

Jeremy Hawkes

jdhawkes@asu.edu | C: 520-403-0121 | O: 480-965-9544

#10THINGS (Twitter-Friendly Notes)

1. The Sun Devils have logged 92 home runs this season, leading the nation and a Pac-12 record in the BBCOR era.
2. .@spennynt is just the second player in the BBCOR era to have 20+ home runs in consecutive seasons.
3. .@spennynt has at least one hit in 88 of his 109 career games at ASU and has multiple hits in 45 of those.
4. .@HunterBishop9 has 61 RBIs this season, already the most for a Sun Devil player in the BBCOR era - the previous high being 53.
5. .@spennynt has played in 20 Pac-12 series in his career and homered at least once in 18 of those.
6. .@AlecMarsh8 has allowed three runs or fewer in 31 of his last 34 appearances dating back to his freshman season.
7. .@CarterRoo21 has a seven-game hitting streak heading to the postseason and has homered in 4 of his last 5 games.
8. ASU's 58 double plays this season are second in the nation. @spennynt has been a part of 54 of those.
9. The four teams in the Baton Rouge Regional have combined to produce 207 Major League Baseball players in history.
10. The Baton Rouge Regional features four teams that have made it to the College World Series in the last decade.

#BYTHENUMBERS

The Sun Devils have already logged 92 home runs this season, leading the nation in the regular season. Those 92 home runs are the most for a Sun Devil team since the 1993 team logged 97 homers. It is also easily a Pac-12 record for the BBCOR era of batting standards, surpassing Oregon State's total of 67 last season. ASU is the first Power Five school in that BBCOR era to have multiple players reach the 20-home milestone thanks to Hunter Bishop (22) and Spencer Torkelson (21). ASU is just the 5th team in Pac-12 history to have two different players reach 20 homers.

The Sun Devils lead the conference and are fifth nationally in turning **58 double plays this season.** Spencer Torkelson has been a part of 54 of those, easily the highest total in the conference and nine more than any other player in the league - a credit to some of the impressive picks and lunges he has performed on the season. ASU's defense has been a highlight this season with the Sun Devils fielding the ball at a .975 percentage on this season. That's the fourth-best total in the conference and 58th nationally and a far cry from a team that was ranked 184th or worse in the last two seasons.

For the second consecutive season, **Spencer Torkelson has eclipsed 20 home runs to make him just the third player in Pac-12 history to do so in back-to-back seasons** (UCLA's Eric Valent in '97-98 and Bill Scott in '99-00). He joins Bob Horner as the only other player in ASU history to do so and is now within 10 homers of Horner's school record, despite being just a sophomore. Torkelson has played in 29 weekend series in his career at ASU and homered in 23 of those. Of the 20 Pac-12 series he has played to date, he has homered in 18.

The Baton Rouge Regional features four teams that have all made it to the College World Series in the last 10 years. The regional joins the Oklahoma City Regional (Oklahoma State, UConn, Harvard, Nebraska) as the only other pod with four teams that have played in the College World Series. However, two of those teams have not played in the CWS since before 1980 compared to the more recent onslaught from the Baton Rouge Regional.

2019 @ASU BASEBALL Schedule

Date	Opponent	Time/Score
15-Feb	Notre Dame^	W, 10-1
16-Feb	Notre Dame^	W, 20-7
17-Feb	Notre Dame^	W, 16-5
20-Feb	San Diego^	W, 12-2
23-Feb	UC Davis^	W, 3-2
23-Feb	UC Davis^	W, 13-3
24-Feb	UC Davis^	W, 17-2
26-Feb	Pepperdine^	W, 4-3
1-Mar	Michigan State^	W, 8-0
2-Mar	Michigan State^	W, 8-5 (11)
3-Mar	Michigan State^	W, 13-2
5-Mar	at Fullerton	W, 6-4
6-Mar	at Fullerton	CANCELLED
8-Mar	Xavier^	W, 12-0
9-Mar	Xavier^	W, 8-3
10-Mar	Xavier^	W, 11-6
13-Mar	New Mexico State^	W, 7-3
15-Mar	Washington State^	W, 6-0
16-Mar	Washington State^#	W, 8-7
17-Mar	Washington State^#	W, 6-5
20-Mar	Cal Baptist^	W, 15-9
22-Mar	at Oregon*	W, 12-2
23-Mar	at Oregon*	L, 4-5 (12)
24-Mar	at Oregon*	W, 7-2
29-Mar	Arizona^#	W, 8-2
30-Mar	Arizona^#	W, 8-3
31-Mar	Arizona^#	W, 17-16
2-Apr	Long Beach State^	L, 9-14
5-Apr	at USC*	L, 10-6
6-Apr	at USC*	L, 3-7
7-Apr	at USC*	W, 11-8
9-Apr	at UNLV	L, 9-10
12-Apr	Oregon State^	W, 4-1
13-Apr	Oregon State^	L, 4-6
14-Apr	Oregon State^	L, 3-4
16-Apr	Seattle^	W, 12-5
18-Apr	at Utah*	W, 11-6 (12)
19-Apr	at Utah*	W, 8-5
20-Apr	at Utah*	L, 3-6
23-Apr	UNLV^	W, 9-2
26-Apr	at Washington*	L, 6-10
27-Apr	at Washington*	L, 9-10 (12)
28-Apr	at Washington*	W, 11-6
3-May	UCLA^#	L, 2-3
4-May	UCLA^#	L, 3-18
5-May	UCLA^#	W, 8-7
7-May	at Arizona#	W, 10-7
10-May	at Nebraska	W, 15-6
11-May	at Nebraska	L, 1-2
12-May	at Nebraska	L, 5-8
17-May	at Cal^#	W, 6-5 (11)
18-May	at Cal^#	L, 2-3
19-May	at Cal^#	CANCELLED
23-May	Stanford^#	W, 6-5
24-May	Stanford^#	L, 4-6
25-May	Stanford^#	L, 2-3

All times local

* - Indicates a Pac-12 Conference game
- Indicates a Pac-12 Network Game
^ - Indicates a Pac-12 Live Stream Game

PROJECTED STARTERS

ASU	ERA	W-L	IP	SO	BB	Opp. Avg.
RHP Alec Marsh	3.17	9-3	96.2	92	33	.241
USM	ERA	W-L	IP	SO	BB	Opp. Avg.
RHP Walker Powell	2.68	6-2	94.0	71	12	.255

Team	Pac-12				Overall				Last 10	Streak
	W	L	T	Pct	W	L	T	Pct		
UCLA	24	5	0	.828	47	8	0	.855	10-0	W 10
Stanford	22	7	0	.759	41	11	0	.788	7-3	W 2
Oregon State	21	8	0	.724	36	18	1	.664	5-5	L 1
California	17	11	0	.607	32	18	0	.640	7-3	W 3
Arizona State	16	13	0	.552	37	17	0	.685	5-5	L 2
Arizona	15	14	0	.517	32	24	0	.571	10-0	W 10
USC	13	15	1	.466	25	29	1	.464	5-5	W 1
Washington	12	17	0	.414	28	24	0	.538	5-5	L 5
Oregon	10	19	0	.345	27	29	0	.482	3-7	L 4
Utah	6	24	0	.200	16	33	0	.327	4-6	W 2
Washington State	3	26	1	.117	11	42	1	.213	1-9	L 3

Five-Time NCAA Champions (1965, 1967, 1969, 1977, 1981) | 22 College World Series Appearances | 21 Conference Championships

125 All-Americans | 14 National Players of the Year | 11 College Baseball Hall of Fame Members

437 Major League Baseball Draft Picks | 110 Major Leaguers | 49 Major League Baseball First-Round Draft Picks

TWITTER: @ASU_BASEBALL

INSTAGRAM: @ASU_BASEBALL

FACEBOOK: SUNDEVILBASEBALL

GENERAL INFORMATION

Location	Tempe, Ariz.
Founded	1885
Enrollment	103,410
Nickname	Sun Devils
School Colors	Maroon and Gold
Home Field	Phoenix Municipal Stadium
Capacity	6,522
Packard Dimensions	Lines: 333 (LF) 334 (RF) CF: 395
Surface	Grass
Affiliation	NCAA Div. I
Conference	Pac-12
President	Dr. Michael Crow
VP of Athletics	Ray Anderson
Athletic Dept. Phone	(480) 965-3482
Ticket Office Phone	(480) 727-0000
Athletics Department Address	Carson Student-Athlete Center
.....	500 East Veteran's Way
.....	P.O. Box 872505
.....	Tempe, AZ 85287-2505

PROGRAM HISTORY

First Year of Baseball	1907 (7-2)
Start of NCAA Baseball	1959 (28-18-1)
All-Time Record	2894-1460-8 (.664)*
National Championships	5 ('65, '67, '69, '77, '81)
Years in CWS/Last	22 (2010)*
All-Time CWS Record	61-38 (.616)*
NCAA Appearances/Last	40 (2019)*
NCAA Tournament Record	169-78 (.687)*
Best Record All-time	64-6 (.914) - 1972
Last All-Americans	2018 (2)
.....	Spencer Torkelson (Consensus)
.....	Gage Canning (CBN, Baseball America)

*- ASU vacated 44 wins, the Pac-10 title and the College World Series appearance from 2007. Records do not reflect the vacations.

COACHING STAFF

Head Coach	Tracy Smith (5th/23rd overall)
Alma Mater	Miami (Ohio) (1989)
Record at ASU (Years)	155-125 (5)
Career Division I (Years)	756-582-1 (22)
Assistant Coach	Ben Greenspan (5th year)
Assistant Coach	Mike Cather (2nd Year)
Volunteer Assistant Coach	Michael Earley (3rd year)
Undergraduate Student Assistant Coach	David Greer (1st year)
Video Coordinator	Abe Ruiz (4th year)
Dir. of Operations	Daniel Stolper (2nd year)
Strength & Conditioning	Jason Robbins (5th year)
Dir. of Community Relations	Armando Flores (12th year)

SPORTS INFORMATION

Baseball Contact	Jeremy Hawkes
Office	480-965-9544
Cell	520-403-0121
E-Mail	jdhawkes@asu.edu
Director of Sports Information	Doug Tammaro
Email	tammaro@asu.edu

MEDIA INFORMATION

Credentials

All credential requests should be sent via email to Jeremy Hawkes (jdhawkes@asu.edu).

Interview Policy

Arizona State will typically host weekly media availability every Tuesday at Phoenix Municipal Stadium prior to practice at approximately 1 p.m. On weeks of a Tuesday midweek game at home, the Tuesday postgame press conference will serve as the week's availability. Media planning to attend must contact Jeremy Hawkes (520-403-0121/jdhawkes@asu.edu) ahead of time and inform him of their plans. Throughout the season's schedule, ASU will host postgame interviews in the Omaha Room located in the home locker room following coach's postgame talk with the team. Media members should request players at the beginning of the ninth inning. Please contact Jeremy Hawkes or a member of the media relations staff in the press box to coordinate those interviews. Media members who wish to schedule an interview outside of practice must contact Jeremy Hawkes.

Photography/Videography

Accommodations for B-Roll purposes at practice can be made through Jeremy Hawkes (jdhawkes@asu.edu). During games, credentials must be worn in plain view throughout the game while on the field and all photographers must adhere to painted lines and instructions given by security personnel and/or Arizona State staff members at all times. Shooting areas are designated camera wells on the far side of both the visitor's and home team's dugouts. At no point during game action should a member of the media be on the field of play. Contact Jeremy Hawkes for any details regarding shooting game action.

Media Highlights Policy

Highlights include Pac-12 Networks/ESPN/FOX broadcasts and all home hosted non-televised competitions, including those that are live streamed. ESPN networks (i.e., ESPN, ESPN2, ESPNU) will also televise all NCAA College World Series games from Saturday, June 17, through Wednesday, June 28. No other broadcast network or Internet entity, other than ESPN, may air these games, nor show highlights of these games until the ESPN broadcast is off the air. Broadcast networks / television stations may use up to three (3) minutes (per newscast) of video footage from any one game or five (5) minutes total of video footage from all games played on that particular day of competition for up to 72 hours following the game / broadcast. No media entity (commercial or noncommercial) is allowed to display any game video on its website. If a commercial broadcast entity wishes to license video footage beyond the previously described time period (72 hours), all requests to obtain clips or copies of NCAA championships / events (e.g., game / program records, melt / highlight tapes) need to go through the NCAA / T3 Media online footage request system, which can be found at the following website: <http://www.t3licensing.com/video/home/ncaa.do>.

2019 Media Coverage

The vast majority the Sun Devils' 34 home games will be available to fans via the Pac-12 Network or the Pac-12 Live Stream online and a total of 15 games overall are scheduled to be televised live through the Pac-12 Networks.

The Sun Devil Sports Radio Network is scheduled to broadcast 32 Sun Devil Baseball games this season between NBC Sports Radio AM 1060. Fans can listen to the broadcasts on the radio or via the TuneIn app on thesundevils.com. Links to the streaming audio can be found on the online baseball schedule.

Tim Healey is set to serve his 21st season as the "Voice of the Sun Devils" on baseball broadcasts and will be joined for the third-straight season by color analyst Max Rossiter, who was an all-conference catcher for the Devils from 2012-13.

Head Coach Tracy Smith's weekly radio show, "Dugout Chatter," will debut in March on NBC Sports Radio AM 1060. The 30-minute show will run mainly on Wednesday's at 7 p.m. for nine weeks and is hosted by the Tim Healey.

2019 Sun Devil Baseball

GAME NOTES/ROSTERS

PHOENIX -- The Sun Devil Baseball program will make its 40th NCAA postseason appearance as Arizona State has been selected to the 2019 NCAA Baseball Tournament as the No. 2 seed in the Baton Rouge Regional. The four-team, double-elimination regional at Alex Box Stadium, Skip Bertman Field will begin on Friday.

The Baton Rouge Regional, hosted by LSU, also includes No. 3 seed Southern Miss and No. 4 seed Stony Brook. The two-seeded Sun Devils will take on Southern Miss on Friday at 10 a.m. AZT. The game will be available on ESPN3/WatchESPN, and broadcast by NBC Sports Radio AM 1060.

Friday will mark the first-ever meeting between the Sun Devils and Southern Miss. ASU is 1-6-1 throughout history against LSU and 1-0 against Stony Brook.

Follow the Action

- The opening game of the regional will be streamd live online through ESPN3. Other games throughout the weekend will be available either online or through one of the ESPN Networks. The Sun Devil Baseball schedule page at www.thesundevils.com will provide updates throughout the weekend.
- Each game will also be available over the airwaves this weekend on NBC Sports Radio 1060 AM KDUS with Tim Healey alongside analyst Max Rossiter.
- Fans are encouraged to follow along in-game content throughout the weekend on the Sun Devil Baseball account (@ASU_Baseball).

ASU In The Postseason

- ASU will be playing in its 34th NCAA Regional while its 40 NCAA postseason appearances are the fourth-most among teams in this year's tournament and the fifth-most in Division I history.
- 19 Regional Titles
- 22 CWS appearances, third-most in DI history
- 10 CWS final appearances - third-most in DI history
- 61 CWS wins - third most in D1 history
- 5 National Titles - fourth most in D1 history.

Fear the Tork

- In only seven games this season has All-American and First Team All-Pac-12 selection Spencer Torkelson not registered a hit and in only 21 of his 109 career games has that been the case. Torkelson has at least one hit in 80.7 percent of his appearances as a Sun Devil. Torkelson has multiple hits in 45 of his 109 career starts (.412).
- Torkelson has 21 home runs this season, second in the Pac-12 and 10th in the country. He had at least one home run in 10 of the last 11 weekend series that the Sun Devils have played with the season finale against Stanford being the lone exception.
- Torkelson has 46 long balls in his career at ASU – already tied with Mike Kelly for third in program history and just 10 shy of the Sun Devil school record of 56 held by Bob Horner. He has joined Horner as the only other player in ASU history to have 20 or more home runs in consecutive seasons.
- In Pac-12 history, Torkelson is one of just three players to have 20+ home runs in back-to-back seasons (UCLA's Eric Valent in '97-98 and Bill Scott '99-00).
- Torkelson has also joined former Missouri State First-Round Draft Pick Jake Burger as the only player in the BBCOR era of batting standards to log multiple seasons with 20 or more home runs.
- Torkelson enters this weekend ranked in the Top-10 in the Pac-12 in nearly every major offensive category, including average (10th/.348), slugging percentage (4th/.687), RBIs (3rd/60), runs (5th/62), total bases (2nd/156), walks (8th/40) and hits (3rd/79) in addition to his spot among the home run leaders. He sits in the Top-50 nationally in home runs, runs, RBIs, slugging and total bases.
- Torkelson has multiple hits in a team-best 25 of ASU's games this season - four more than any other player - and at least one RBI in 16 games.
- In Pac-12 ONLY games, Torkelson was the league leader with 14 home runs - two more than any other player. His .721 slugging percentage in league games was fourth in the Pac-12.
- The sophomore had a career-long 22-game hitting streak ended against Utah. It was the longest hitting streak by any Sun Devil since Riccio Torrez had a 26-game streak back in 2010 and is among the top-five longest streaks by a player in the NCAA this year.

#TorksUp

- Torkelson leads the team with 25 hits with runners in scoring position, recording 25 hits on 63 chances (.397)
- He has been an extremely tough out to end the inning, extending the inning 25-of-63 times with two outs (.397) with a team-best 33 two-out RBI - 13 more than any other player on the roster.
- Hit or not, Torkelson consistently finds a way to successfully advance baserunners, doing so 66 times on 131 opportunities (.504).
- With his first home run in the series against Cal, Torkelson has now homered in every single Pac-12 ballpark in the league despite being just a sophomore.
- Torkelson has played 29 weekend series at ASU and homered at least once in 23 of those. He has played 20 Pac-12 series and homered in 18 - the season finales against Cal (2018) and Stanford (2019) being the only exceptions
- Defensively, Torkelson has made huge strides and helped turn 9 more double plays than any other player in the Pac-12 (54), which is still a testament to some of the impressive stretches and picks he has made to make those possible.
- He has just three errors on the year despite being sixth in Pac-12 in defensive chances (446) and one of those came while he was playing out of position in right field for one inning in a game earlier this season.
- Torkelson joins Brett Wallace as the only other player in Sun Devil history to be a two-time semifinalist for the Golden Spikes Award. He will also rejoin the Team USA Collegiate National Team this Summer.
- Torkelson led the country in 2018 with 25 home runs – two more than any other player and just one shy of the NCAA freshman record while becoming first freshman in NCAA history to lead the nation in home runs.

NUMERICAL QUICK ROSTER

No.	Name	Pos.	Cl.	B/T
3	Montoya, Chaz	LHP	L/L	Jr.
4	Bishop, Hunter	OF	L/R	Jr.
5	Williams, Alike	INF	R/R	So.
6	Swift, Drew	INF	R/R	So.
8	Marsh, Alec	RHP	R/R	Jr.
9	Ferri, Sam	C	R/R	R-So.
10	Garcia, Dusty	OF	L/R	Fr.
11	Dabovich, RJ	RHP	R/R	So.
12	Levine, Will	RHP	R/R	Fr.
14	Workman, Gage	INF	S/R	So.
15	Tolman, Erik	LHP	L/L	Fr.
17	Denson, Myles	OF	R/R	Jr.
18	Hauver, Trevor	OF	L/R	So.
19	Vander Kooi, Boyd	RHP	R/R	So.
20	Torkelson, Spencer	INF	R/R	So.
21	Aldrete, Carter	INF	R/R	Jr.
22	Davis, Colby	RHP	R/R	So.
24	Burzell, Blake	RHP	R/R	Fr.
26	Romero, Sam	RHP	R/R	Sr.
27	Lin, Lyle	C	R/R	Jr.
28	Austin, Cole	INF	R/R	R-Jr.
29	La Flam, Luke	RHP	R/R	Fr.
30	Corrigan, Brady	RHP	R/R	So.
31	Lidd, Marc	INF/RHP	R/R	Fr.
35	Cacchione, Dom	RHP	R/R	Fr.
38	Ramos, Keolu	C	R/R	Jr.
40	Cheema, Nick	C	R/R	Jr.

ALPHABETICAL QUICK ROSTER

No.	Name	Pos.	B/T	Cl.
21	Aldrete, Carter	INF	R/R	Jr.
28	Austin, Cole	INF	R/R	R-Jr.
4	Bishop, Hunter	OF	L/R	Jr.
24	Burzell, Blake	RHP	R/R	Fr.
35	Cacchione, Dom	RHP	R/R	Fr.
40	Cheema, Nick	C	R/R	Jr.
30	Corrigan, Brady	RHP	R/R	So.
11	Dabovich, RJ	RHP	R/R	So.
22	Davis, Colby	RHP	R/R	So.
17	Denson, Myles	OF	R/R	Jr.
9	Ferri, Sam	C	R/R	R-So.
10	Garcia, Dusty	OF	L/R	Fr.
18	Hauver, Trevor	OF	L/R	So.
29	La Flam, Luke	RHP	R/R	Fr.
12	Levine, Will	RHP	R/R	Fr.
31	Lidd, Marc	INF/RHP	R/R	Fr.
27	Lin, Lyle	C	R/R	Jr.
8	Marsh, Alec	RHP	R/R	Jr.
3	Montoya, Chaz	LHP	L/L	Jr.
38	Ramos, Keolu	C	R/R	Jr.
26	Romero, Sam	RHP	R/R	Sr.
6	Swift, Drew	INF	R/R	So.
15	Tolman, Erik	LHP	L/L	Fr.
20	Torkelson, Spencer	INF	R/R	So.
19	Vander Kooi, Boyd	RHP	R/R	So.
5	Williams, Alike	INF	R/R	So.
14	Workman, Gage	INF	S/R	So.

2018 Sun Devil Baseball

GAME NOTES

- Torkelson was a unanimous All-American, as every major baseball media outlet in the nation rewarded the freshman with at least one All-America accolade (Collegiate Baseball Newspaper, Baseball America, NCBWA, and Perfect Game)....Honored with Perfect Game's National Freshman of the Year award.

Hunting Party

- Hunter Bishop was named Perfect Game and D1Baseball's Midseason Player of the Year during the first week of April and was also tabbed as the NCBWA National Player of the Month for the Month of March. He was tabbed as a Pac-12 All-Conference First Team selection this week.
- Bishop has also been named the 2019 Midseason Golden Spikes Award Semifinalist.
- Sophomore Hunter Bishop sits fifth nationally in home runs (22). He is five homers shy of ASU's single season record for home runs (27 by Mitch Jones in 2000).
- The junior is ranked in the top-30 nationally in numerous offensive categories, including homers, slugging (.765), runs (28th/64), RBIs (38th/61) and total bases (6th/163).
- He has reached base in all but three games this season and had a 44-game reach base streak at one point after reaching in the first 39 games of this season and last five. of 2018.
- Bishop is ranked in the Pac-12 top-10 in every major offensive category and is Top-Five in average, slugging, on-base percentage, runs, RBIs, hits, homers, triples, total bases and walks.
- Bishop has 21 multi-hit games this season and leads the team with three games with four or more hits. His 17 multi-RBI games are more than any other player on ASU's prolific roster and he has 10 games with three or more RBIs.
- The 61 current RBIs are easily the most for a Sun Devil in the BBCOR era of batting, surpassing the previous best of 53 by Torkelson (2018) and Abe Ruiz (2011).
- Bishop leads the team in advancing teammates 71 times on 131 chances (.542).

Marshing to the Beat

- Alec Marsh has allowed three earned runs or fewer in 31 of his last 34 appearances dating back to his freshman season and was named an All-Pac-12 First Team selection this week.
- Dating back to last season, Marsh has a posted a quality start (6+ innings pitched with 3 or fewer earned runs allowed) in 16 of his 23 starts since assuming the mantle of Mr. Friday Night midway through the 2018 campaign.
- Marsh is tied for second in the Pac-12 and 22nd in the nation with nine victories this season, currently posting an 9-3 record.
- His 3.17 ERA is currently 11th in the Pac-12 while his 92 strikeouts sit 5th in the league.
- Marsh leads Pac-12 pitchers and is among the Top-25 nationally with 96.2 innings pitched this season.
- The junior is not hesitant about pounding the strike zone, throwing a strike on 63.1 percent of his pitches while falling into 2-0 counts just 53 times on 397 batters faced on the year (.134).
- Marsh dominates when getting ahead of the count, holding batters to 3-30 hitting (.100) on 0-2 counts and 11-of-63 hitting (.175) on 1-2 counts with 48 combined strikeouts between the two. 2-2 counts have been especially deadly when facing Marsh this season, with opponents going 4-for-53 (.075) with 30 punchouts and a 69.5 strike percentage.
- Marsh is responsible for one ASU's two complete game this season, a masterful three-hit effort as he shut down third-ranked Oregon State to the tune of a 4-1 victory.
- Alec Marsh struck out 10 batters in back-to-back games against Nebraska and Cal and has done so three times this season. He is the first Sun Devil to record back-to-back 10-strikeout outings since Mike Leake did so in three straight games in the 2009 season (May 15, May 22 and May 30). Marsh is also the first Sun Devil to have at least three games in the same season striking out 10 batters in a game since Leake and Josh Spence during that 2009 campaign.
- Alec Marsh was named a Midseason First Team All-American by Perfect Game on April 4 and was also named to USA Baseball's Golden Spikes Award Midseason Watch List.
- Marsh was added to the Collegiate Baseball Hall of Fame's Watch List for the National Pitcher of the Year on April 17.

Alika Like That

- Alika Williams has quietly continued to put up impressive numbers as a sophomore, embracing his role as a cleanup hitter with All-Pac-12 honorable mention accolades with a .332 batting average with 48 RBIs - easily a career high in the category. He had just 20 total RBIs last season.
- When he does get RBIs, he tends to get a lot of them. He has 14 multi-RBI games this season and is second on the team with eight games with three or

more RBIs.

- Williams has homered four times this year and recorded 10 doubles and three triples. He is slugging .470 on the season - nearly 150 points higher than his freshman total of .333. With 17 extra-base hits on the year, he has far surpassed his freshman total of nine.
- The sophomore been incredible when falling behind in counts this season, posting a .405 average (17-of-42) when facing 1-2 counts. Of his 67 hits on the year, 39 have come when falling behind in the count.
- He is 35-of-98 (.357) on two-strike hitting on the year - striking out a team-low 26 times while walking 31 times, making him the only player on the team with more walks than strikeouts.
- 17 of his 48 RBIs (.354) have come when falling behind in counts.
- The sophomore has been incredible at advancing baserunners this season, leading the team with a .584 average with 66 advancements on 113 opportunities.
- Williams is ASU's most productive hitter with the bases loaded, going 7-for-14 this season (.500) with a team-best 16 RBIs.
- Defensively, Williams is currently second in the Pac-12 with 141 defensive assists this season. He was named a member of the Pac-12 All-Defensive team as a result.
- He has helped turn 34 double plays this season, which is good for fourth overall in the Pac-12 and first among non-first basemen.

Putting in the Work

- Gage Workman has been one of the hottest players in the Sun Devil lineup of late, batting .322 with 39 runs scored, 42 RBIs and eight home runs. He has hits in 17 of his last 23 games and multiple hits in 10 of those.
- In Pac-12 only games, Workman has a .330 average - the best total on the squad while his 25 Pac-12 RBIs are second on the team.
- In Pac-12 only games, Workman is tied for 10 in the league with 19 walks.
- His .430 on-base percentage is 12th in Pac-12 games and the second-best among all Sun Devils in the category. His .623 slugging percentage in Pac-12 games is 9th in the league and second on the team.
- Workman has eight home runs on the season, a new career high. His 22 extra-base hits have surpassed his freshman total of 20.
- The sophomore earned Honorable Mention honors on the All-Pac-12 team.
- Workman had just three errors in Pac-12 games at third base on 80 changes (.964) and helped turn 17 double plays on the season en route to Pac-12 Defensive Honorable Mention honors.

Trev Lightly and Carry a Big Stick

- Perhaps no player on the Sun Devil roster has shown as much improvement this season as sophomore Trevor Hauver who was named to the Pac-12 Honorable Mention team.
- The leadoff man is batting .333 with a .421 on-base percentage this season and 77 hits - good for 5th in the Pac-12.
- Hauver had a 15-game hitting streak and 21-game reached base streak snapped in the series finale against in the penultimate weekend series.
- Hauver has also showed plenty of pop in the bat, third on the team with 13 home runs this season - good for 10th in the Pac-12.
- He has been the top ASU player in games in several categories, posting a seven-RBI game, a five-hit game, a four-walk game and a two-home run game.
- Hauver has scored 56 runs this season, 5th in the league and 36th nationally.
- As a leadoff batter in an inning, Hauver has reached base 33 times this season on 93 chances (.355).
- Hauver has been very productive for his teammates as well, successfully advancing runners 64 times on 118 chances (.542). Of ASU's day-to-day starters, Hauver's 28 runners left stranded this season are the fewest on the team.
- Hauver has been light's out with runners in scoring position, leading the team with a .439 average on 25-of-57 hitting while also making it tough for pitchers to get out of innings with a second-best .385 average on 20-of-52 hitting with two outs.
- Hauver has a case for being ASU's most clutch batter late in games this season. In innings 7-9, Hauver is batting .400 on 22-of-55 hitting with 16 RBIs and 16 runs, easily leading ASU in each of those categories in the late stages of games. Six of his 13 home runs have come in these latter stages of games.

#LINSANITY

- Lyle Lin has embraced his new role as the team's designated hitter this season, just outside the Top-10 in the Pac-12 with 46 RBIs despite not quite being an every-day starter
- Lin's 46 RBIs are an incredible tally considering the junior had just 18 RBIs total during the 2018 season, despite starting every game. He has multiple RBIs in 9 games.
- Lin was named a first team selection on the All-Pac-12 team.
- Prior to the Cal series, Lin had a 10-game streak as good as any by a Sun Devil

this season, batting .474 in that span with four doubles and four home runs with 10 RBIs. That .474 average was 140 points higher than any Sun Devil on the roster.

- Over the final month of the season (15 games), Lin led the team with a .379 average and a .410 on-base percentage. He had five homers and 11 RBIs in that time while slugging .707.
- Of Lin's 63 hits this season, 45 have come on EITHER the first pitch of an at-bat OR when battling from behind in the count. A contact hitter, Lin is second on the team in fewest strikeouts at 28 but has also walked a team-low 12 times.
- Lin is 14-for-19 this season in bringing runners from third home with less than two outs, a notable area of struggle for the junior was just 2-for-12 in the category last season despite starting every game in the middle of the lineup. The 14 RBIs in that spot this year are three more than any other Sun Devil.
- Lin has advanced baserunners 68 times on 116 chances (.586) - the highest total on the team by average.
- His knack for getting the ball into play has paid its due, as he's reached base a team-best 10 times on opponent errors this season - five more than any other Sun Devil. He has advanced a runner with an out 24 times - also good for the team lead.
- Lin became the first Sun Devil since 2014 to hit a grand slam with his round-tripper in the second game of the UC Davis series.
- Lin leads the team with nine games this season with three or more hits.

All Day Aldrete

- As he has done throughout his career at ASU, Carter Aldrete has begun to heat up in the final weeks of the season.
- Aldrete is riding a team-best seven-game hitting streak heading into the postseason and has a home run in four of his last five games.
- Aldrete's .375 average over the last seven games is nearly 100 points higher than his teammates while posting a .917 slugging percentage in the stretch.
- At nine home runs this season, Aldrete has easily set a career best after having just three in each of his first two seasons at ASU.
- The junior has also set career highs in doubles (13), hits (57), runs (35) and RBIs (43) this season.

Filling the Boyd

- While the win loss numbers might not be there, Boyd Vander Kooi has put together a three-game stretch of starts as good as any ASU pitcher this season.
- Over the final three weekends of the year, Vander Kooi had a team low 2.25 ERA, striking out 22 and walking just 4.
- His 20.0 innings pitched in that time were the most among all players while he allowed just one single extra base hit - also a team low, regardless of starting or relief pitchers.
- Vander Kooi struck out a career high 11 batters in 7.0 scoreless innings against #3 Stanford in the final game of the regular season. He became the first Sun Devil since 2016 to record 11 strikeouts in a game.

Just Like He Drew It Up

- Despite missing three weeks to injury, Drew Swift returned to the lineup and continued to show he is one of ASU's most improved hitters.
- He has nine doubles this season - already a career-best - and a triple for 10 extra-base hits on the season despite missing several weeks to injury. He had just two extra-base hits on the season.
- Swift has been a part of 33 double plays this season, despite the time missed, good for fifth in the Pac-12 in the category and second among non-first basemen.
- His 121 defensive assists are good for 11th in the Pac-12.
- Despite his .268 batting average, Swift still manages to reach base at a .365 clip this season - a valuable tool at the bottom of the ASU order.
- Became the first Sun Devil since Jake Peevyhouse in 2014 to have three doubles in a game, doing so against San Diego.

Pay the Tolman

- Erik Tolman has been thrust into several crucial spots as a true freshman this season and responded best when the lights were on.
- Tolman is 3-1 with two saves this season and a team-best 2.83 ERA.
- Tolman has struck out 49 batters and in 47.2 innings pitched.
- Opponent's .198 batting average against Tolman this season is easily the lowest on the team.
- With a handful more innings pitched, Tolman would qualify as the only pitcher in the Pac-12 this season to not allow a home run.
- Tolman is dominant when he has two strikes to his credit, holding opponents to 4-35 (.114) in 1-2 counts and 4-of-29 (.138) in 2-2 counts with 33 of his 48 strikeouts.
- With runners on the basepath, opponents are batting just 17-of-86 (.198) against Tolman on the season and he has been shutdown with two outs, limiting the opposition to 6-of-51 (.118) while stranding 51 baserunners.
- With runners in scoring position, opponents are just 9-of-54 (.166) with just 12

RBIs.

The Brady Bunch

- Brady Corrigan has quickly asserted himself as one of ASU's go-to players out of the pen, appearing in 28 of ASU's 54 games this season.
- Corrigan has inherited a team-high 36 runners this season, allowing just seven of them to score (.194).
- Corrigan has 65 strikeouts in 50.0 innings pitched - easily the best strikeout-to-inning ratio on the team.
- The sophomore was selected as an All-Pac-12 honorable mention selection.

OBURZELLISH

- From April 18-May 19, Blake Burzell allowed just one earned run in his last nine appearances (18.1 IP) with 14 strikeouts.
- Burzell has earned the win in three of those games (now 5-0 on the season) while lowering his ERA over three points in the process to drop it back under 4.00.
- Burzell throws a strike 63.0 percent of the time, the highest total on the team. He doesn't hesitate on 1-2 and 2-2 counts, throwing strikes 71.6 and 78.4 percent of the time and punching out 25 in the process.
- Opponents are just 3-for-26 (0.115) against Burzell on 1-2 counts this season.
- During that nine-game hot stretch, Burzell has held opposition to 2-for-22 hitting (.091) with two outs and 4-for-32 (.125) with runners on the base path.

Chicks Dig The Long Ball

- ASU's power numbers this season have been at another level with ASU posting 92 home runs - a total that led the nation in the regular season.
- The Devils have three players with over 10 home runs in Hunter Bishop (22), Spencer Torkelson (21) and Trevor Hauver (13). It is the first time a Sun Devil roster has laid that claim since 2009 (Carlos Ramirez/19, Jason Kipnis/16, Kole Calhoun/12).
- With Hunter Bishop eclipsing 20 home runs this season after Spencer Torkelson his 25 last year, it is the first time ASU has had a player hit 20 or more home runs in consecutive seasons since 1987 (Tony Mattia/21) and 1988 (Tim Spehr/20).
- Bishop and Torkelson make ASU just the 5th team in Pac-12 history to have players reach 20+ home runs in multiple consecutive seasons, joining ASU '84-85 (Bonds/McDowell), WSU '87-88 (Hooper/Olerud), STAN '90-91 (Griffin/McCarty) and UCLA '97-01 (5 players combined)
- They are first ASU duo to have 20+ HRs in same year. Since the BBCOR batting standards were introduced in '11, ASU is the first Power 5 team to achieve this and just 2nd team overall.
- ASU is just the 5th Pac-12 team in history to have at least two players reach 20+ homers in same season, joining Arizona '93 (Arias/Thompson), UCLA '97 (Glaus/Heinrichs/Valent), UCLA '00 (Johnson/Utley/Scott) and Stanford '08 (Ratliff/Muth)
- ASU's 92 home runs are the most since the 1993 team recorded 97 homers.
- ASU's 92 home runs have easily set the Pac-12 record during the BBCOR era of bats (since 2011), surpassing Oregon State's 2018 mark of 67.
- ASU is hitting 1.70 home runs per game this season, a mark that would be the third-best of any team in the past nine years since the BBCOR batting standards were introduced.
- Ten different Sun Devils have gone yard this season, with eight of those doing so 3 or more times.
- ASU's 92 home runs were 12 more than any other team in the Pac-12 (Cal was second with 80).

Pitching For Contact

- The Sun Devil pitching staff has done its part to put trust in the defense behind it, a trait of pitching to contact that has led to 58 double plays being turned on the season - a total that leads the Pac-12 and is fifth nationally.
- ASU's defense as done it's part with a solid .975 fielding percentage that is fourth in the league and 58th nationally after consecutive seasons ranked 184th or worst in the category.
- That trusting relationship has played a huge role in ASU escaping numerous jams this season. In total, ASU has stranded 474 opponents on the basepath this year - just a tick under nine stranded runners per game at 8.8 per game.

2019 Sun Devil Baseball

HOME RUNS//TROPHY CASE

HOME RUN TRACKER (92)

Player (Season, No.)	Gm #	Date	Opponent	On Base	Inning	Outs	Count	Score	Final
Carter Aldrete (1)	2	Feb. 16	Notre Dame	1	5	2	2-1	9-5	W, 20-7
Carter Aldrete (2)	2	Feb. 16	Notre Dame	2	6	2	2-2	14-5	W, 20-7
Hunter Bishop (1)	3	Feb. 17	Notre Dame	1	1	1	1-1	0-0	W, 16-5
Spencer Torkelson (1)	4	Feb. 20	San Diego	2	5	2	2-2	7-0	W, 12-2
Hunter Bishop (2)	6	Feb. 23	UC Davis	0	4	2	1-1	5-2	W, 13-3
Lyle Lin (1)	6	Feb. 23	UC Davis	3	5	2	3-1	9-2	W, 13-3
Trevor Hauver (1)	7	Feb. 24	UC Davis	2	4	0	1-2	13-0	W, 17-2
Lyle Lin (2)	8	Feb. 26	Pepperdine	0	2	0	2-0	0-0	W, 4-3
Trevor Hauver (2)	8	Feb. 26	Pepperdine	1	7	1	2-2	2-2	W, 4-3
Hunter Bishop (3)	9	March 1	Michigan State	2	3	1	3-0	0-0	W, 8-0
Hunter Bishop (4)	9	March 1	Michigan State	0	8	2	1-1	7-0	W, 8-0
Spencer Torkelson (2)	10	March 2	Michigan State*	2	11	2	2-2	5-5	W, 8-5
Trevor Hauver (3)	11	March 3	Michigan State	0	1	0	1-1	0-0	W, 13-2
Hunter Bishop (5)	11	March 3	Michigan State	0	1	1	3-1	1-0	W, 13-2
Carter Aldrete (3)	11	March 3	Michigan State	0	4	0	2-2	7-0	W, 13-2
Trevor Hauver (4)	11	March 3	Michigan State	0	7	0	3-1	8-0	W, 13-2
Alika Williams (1)	12	March 5	Cal State Fullerton	2	3	1	0-1	3-0	W, 6-4
Hunter Bishop (5)	13	March 8	Xavier	1	1	1	1-1	0-0	W, 12-0
Lyle Lin (3)	13	March 8	Xavier	2	3	1	0-1	3-0	W, 12-0
Carter Aldrete (4)	13	March 8	Xavier	0	5	1	1-1	6-0	W, 12-0
Marc Lidd (1)	13	March 8	Xavier	0	7	0	2-1	10-0	W, 12-0
Hunter Bishop (7)	14	March 9	Xavier	0	1	2	1-1	0-0	W, 8-3
Trevor Hauver (5)	14	March 9	Xavier	0	6	1	2-1	7-3	W, 8-3
Hunter Bishop (8)	15	March 10	Xavier	2	3	2	1-1	0-1	W, 11-6
Trevor Hauver (6)	16	March 13	New Mexico State	0	2	2	2-2	2-1	W, 7-3
Hunter Bishop (9)	16	March 13	New Mexico State	0	3	0	1-0	3-1	W, 7-3
Hunter Bishop (10)	16	March 13	New Mexico State	0	8	0	3-2	6-3	W, 7-3
Gage Workman (1)	17	March 15	Washington State	0	2	1	2-1	0-0	W, 6-0
Gage Workman (2)	17	March 15	Washington State	2	3	2	1-1	2-0	W, 6-0
Spencer Torkelson (3)	18	March 16	Washington State	0	1	1	2-1	0-0	W, 8-7
Gage Workman (3)	18	March 16	Washington State	1	2	1	2-0	1-0	W, 8-7
Sam Ferri (1)	18	March 16	Washington State*	0	9	0	2-1	7-7	W, 8-7
Hunter Bishop (11)	20	March 20	Cal Baptist	0	1	2	2-1	0-0	W, 15-9
Hunter Bishop (12)	20	March 20	Cal Baptist	1	3	1	2-2	2-0	W, 15-9
Hunter Bishop (13)	21	March 22	at Oregon	0	3	1	3-0	1-0	W, 12-2
Spencer Torkelson (4)	21	March 22	at Oregon	1	4	1	0-1	3-0	W, 12-2
Hunter Bishop (14)	21	March 22	at Oregon	0	4	1	2-2	5-0	W, 12-2
Trevor Hauver (7)	23	March 24	at Oregon	0	9	0	1-0	6-3	W, 7-3
Hunter Bishop (15)	24	March 29	Arizona	0	5	2	1-1	3-0	W, 8-2
Spencer Torkelson (5)	24	March 29	Arizona	0	7	2	3-1	4-2	W, 8-2
Hunter Bishop (16)	25	March 30	Arizona	1	1	1	1-0	0-0	W, 8-3
Spencer Torkelson (6)	26	March 31	Arizona	1	2	2	0-0	3-7	W, 17-16
Alika Williams (2)	26	March 31	Arizona	1	4	0	1-1	7-9	W, 17-16
Lyle Lin (4)	26	March 31	Arizona	1	5	2	1-0	11-11	W, 17-16
Sam Ferri (2)	27	April 2	Long Beach State	0	3	1	3-2	3-9	L, 9-14
Trevor Hauver (8)	28	April 5	at USC	2	9	1	1-0	3-10	L, 6-10
Spencer Torkelson (7)	29	April 6	at USC	0	3	2	0-1	0-0	L, 3-7
Alika Williams (3)	29	April 6	at USC	0	6	0	0-0	2-3	L, 3-7
Spencer Torkelson (8)	30	April 7	at USC	2	4	1	3-2	4-2	W, 11-8
Spencer Torkelson (9)	31	April 9	at UNLV	0	5	1	2-0	3-1	L, 9-10
Gage Workman (4)	33	April 13	#3 Oregon State	0	3	0	0-1	0-3	L, 4-6
Trevor Hauver (9)	33	April 13	#3 Oregon State	0	6	0	0-0	1-4	L, 4-6
Spencer Torkelson (10)	33	April 13	#3 Oregon State	0	6	0	2-1	2-4	L, 4-6
Hunter Bishop (17)	33	April 13	#3 Oregon State	0	6	0	1-2	3-4	L, 4-6
Spencer Torkelson (11)	34	April 14	#3 Oregon State	0	6	1	1-2	0-4	L, 3-4
Erik Tolman (1)	35	April 16	Seattle	2	2	2	0-1	0-2	W, 12-5
Erik Tolman (2)	35	April 16	Seattle	0	4	2	2-2	4-3	W, 12-5
Spencer Torkelson (12)	36	April 18	at Utah	1	12	2	1-2	9-4	W, 11-6
Erik Tolman (3)	39	April 23	UNLV	0	2	0	2-0	1-0	W, 9-2
Gage Workman (5)	39	April 23	UNLV	0	7	0	3-2	7-2	W, 9-2
Spencer Torkelson (13)	39	April 23	UNLV	0	8	1	2-1	8-2	W, 9-2
Spencer Torkelson (14)	40	April 26	at Washington	1	4	2	0-0	4-9	L, 6-10
Spencer Torkelson (15)	41	April 27	at Washington	0	3	1	1-1	0-1	L, 9-10
Lyle Lin (5)	41	April 27	at Washington	1	8	1	1-2	3-7	L, 9-10
Trevor Hauver (10)	41	April 27	at Washington	0	8	1	1-2	5-6	L, 9-10
Lyle Lin (6)	41	April 27	at Washington	0	12	0	1-1	8-8	L, 9-10
Carter Aldrete (5)	42	April 28	at Washington	1	2	0	1-2	2-1	W, 11-6
Hunter Bishop (18)	42	April 28	at Washington	1	5	0	0-1	5-4	W, 11-6
Trevor Hauver (11)	42	April 28	at Washington	1	6	0	0-0	7-5	W, 11-6
Alika Williams (4)	44	May 4	#1 UCLA	2	8	2	2-1	0-18	L, 3-18
Hunter Bishop (19)	45	May 5	#1 UCLA	3	1	0	0-0	0-0	W, 8-7
Gage Workman (6)	45	May 5	#1 UCLA	0	6	2	1-2	4-7	W, 8-7
Spencer Torkelson (16)	45	May 5	#1 UCLA	0	8	0	1-1	5-7	W, 8-7
Hunter Bishop (20)	46	May 7	at Arizona	0	3	1	1-2	3-4	W, 10-7
Spencer Torkelson (17)	46	May 7	at Arizona	0	5	0	1-1	4-5	W, 10-7
Hunter Bishop (21)	46	May 7	at Arizona	1	8	2	2-0	8-7	W, 10-7
Trevor Hauver (12)	47	May 10	at Nebraska	0	1	0	3-2	0-0	W, 15-6
Hunter Bishop (22)	47	May 10	at Nebraska	1	3	1	0-0	3-1	W, 15-6
Spencer Torkelson (18)	47	May 10	at Nebraska	2	7	2	0-0	9-2	W, 15-6
Gage Workman (7)	47	May 10	at Nebraska	2	8	0	1-2	12-1	W, 15-6
Spencer Torkelson (19)	48	May 11	at Nebraska	0	6	0	1-1	0-2	L, 1-2
Lyle Lin (7)	49	May 12	at Nebraska	0	2	0	0-1	0-1	L, 5-8
Trevor Hauver (13)	49	May 12	at Nebraska	0	7	1	2-1	3-7	L, 5-8
Lyle Lin (8)	49	May 12	at Nebraska	0	8	1	0-1	4-7	L, 5-8
Carter Aldrete (6)	50	May 17	at Cal	0	5	0	2-0	0-3	W, 6-5
Spencer Torkelson (20)	50	May 17	at Cal	0	7	2	1-2	2-4	W, 6-5
Spencer Torkelson (21)	51	May 17	at Cal	0	4	0	3-1	0-2	L, 2-3
Carter Aldrete (7)	51	May 17	at Cal	0	7	2	2-1	1-3	L, 2-3
Carter Aldrete (8)	53	May 24	#3 Stanford	0	6	0	1-0	0-4	L, 4-6
Lyle Lin (9)	53	May 24	#3 Stanford	0	7	1	2-1	1-5	L, 4-6
Gage Workman (8)	53	May 24	#3 Stanford	1	9	2	1-1	2-6	L, 4-6
Carter Aldrete (9)	54	May 25	#3 Stanford	0	5	1	1-0	1-0	L, 2-3

*-Walk-Off

2019 TROPHY CASE

Pac-12 All-Conference

Hunter Bishop - First Team
Spencer Torkelson - First Team
Lyle Lin - First Team
Alec Marsh - First Team
Trevor Hauver - Honorable Mention
Brady Corrigan - Honorable Mention
Gage Workman - Honorable Mention
Alika Williams - Honorable Mention

Pac-12 Defensive Teams

Alika Williams - First Team
Gage Workman - Honorable Mention
Drew Swift - Honorable Mention

Golden Spikes Award Semifinalists

Spencer Torkelson
Hunter Bishop

Dick Howser Trophy Semifinalists

Spencer Torkelson
Hunter Bishop

USA Collegiate National Team Selection

Spencer Torkelson

CoSIDA Academic All-District 8

Hunter Bishop

Golden Spikes Award - Midseason Watch List

Hunter Bishop
Alec Marsh
Spencer Torkelson

College Baseball Foundation - National Pitcher of the Year

Alec Marsh - Midseason Watch List

D1Baseball

Hunter Bishop - Midseason Player of the Year; First Team All-American
Tracy Smith - Midseason Co-Coach of the Year

Perfect Game

Hunter Bishop - Midseason Player of the Year; First Team All-American
Alec Marsh - First Team All-American

SERIES STATS/GAME-WINNING RBIs/PITCHING NOTABLES

SERIES STATS

HITTING	W-L	AVG.	R	H	2B	3B	HR	RBI	BB	SO
Notre Dame	3-0	.387	46	43	8	0	3	41	22	20
UC Davis	3-0	.407	33	44	7	2	3	33	14	16
Michigan State	3-0	.339	20	41	8	1	7	28	15	20
Xavier	3-0	.340	31	35	5	0	7	28	19	18
Washington State	3-0	.327	20	34	4	1	5	18	7	22
Oregon	2-1	.314	23	38	11	0	4	21	14	32
Arizona	3-0	.282	33	29	8	0	6	26	29	23
USC	1-2	.292	20	31	6	0	4	20	16	18
Oregon State	1-2	.265	11	27	4	0	5	11	16	27
Utah	2-1	.315	22	39	8	2	1	21	12	20
Washington	1-2	.270	26	34	8	2	8	23	15	41
UCLA	1-2	.213	13	20	3	0	4	13	7	31
Nebraska	1-2	.339	21	38	3	0	8	21	11	28
Cal	1-1	.224	8	17	4	2	4	8	5	21
Stanford	1-2	.240	12	23	3	0	4	12	13	23
Midweeks	8-2	.308	93	109	20	6	19	86	53	84

PITCHING	W-L	ERA	H	R	ER	BB	SO	SV	SCORE
Notre Dame	3-0	4.33	25	13	13	18	30	0	46-13
UC DAVIS	3-0	1.67	20	7	5	6	23	1	33-7
Michigan State	3-0	1.55	20	7	5	8	30	1	29-7
Xavier	3-0	1.67	20	9	5	13	27	0	31-9
Washington State	3-0	3.33	30	12	10	10	21	1	20-12
Oregon	2-1	3.07	20	10	10	21	27	1	23-10
Arizona	3-0	6.00	30	21	18	16	27	2	33-21
USC	1-2	8.28	41	25	23	11	12	1	20-25
Oregon State	1-2	3.67	24	11	11	15	28	0	11-11
Utah	2-1	4.97	33	17	16	14	20	0	22-17
Washington	1-2	7.53	37	26	24	14	23	1	26-26
UCLA	1-2	8.33	40	28	25	17	16	1	13-28
Nebraska	1-2	5.76	25	16	16	16	34	0	21-16
Cal	1-1	2.84	18	8	6	8	21	1	8-8
Stanford	1-2	4.67	28	14	14	5	30	0	12-14
Midweeks	8-2	4.94	90	59	49	53	92	3	93-59

GO-AHEAD RBI/SCORE (RBI/Score responsible for the run to take a lead not relinquished)

Player	Gm #	Date	Opponent	Season #	Inning	Outs	Count	Result	Final
Sam Ferri	1	Feb 15	Notre Dame	1	2	0	3-2	RB 2B	10-1
Gage Workman	2	Feb 16	Notre Dame	1	5	0	0	RB 2B	20-7
Hunter Bishop	3	Feb 17	Notre Dame	1	2	0	0	RB 2B	10-1
Drew Swift	4	Feb 20	San Diego	2	2	2	1-1	HR	12-3
Lyle Lin	5	Feb 23	UC Davis	1	6	1	2-0	RB 2B	10-1
Lyle Lin	6	Feb 23	UC Davis	1	2	1	2-1	RB 2B	10-1
Lyle Lin	7	Feb 24	UC Davis	3	1	0	0-0	RB 2B	17-2
Trevor Hauver	8	Feb 26	Pepperdine	1	7	1	2-2	HR	10-1
Hunter Bishop	9	March 1	Michigan State	1	1	0	2-2	HR	10-1
Spencer Torkelson	10	March 2	Michigan State	1	1	2	2-2	HR	10-1
Trevor Hauver	11	March 3	Michigan State	1	1	0	1-1	HR	10-1
Sam Ferri	12	March 3	at Cal State Fullerton	2	1	0	1-1	HR	10-1
Hunter Bishop	13	March 8	Xavier	1	1	1	2-2	HR	10-1
Spencer Torkelson	14	March 8	Xavier	1	5	1	0-1	HR	10-1
Hunter Bishop	15	March 10	Xavier	1	1	0	1-1	HR	10-1
Alka Williams	16	March 13	New Mexico State	1	1	2	2-2	HR	10-1
Gage Workman	17	March 15	Washington State	1	2	1	0-1	HR	10-1
Carl Ferri	18	March 16	Washington State	1	8	0	2-2	HR	10-1
Alka Williams	19	March 17	Washington State	2	3	0	2-2	HR	10-1
Hunter Bishop	20	March 20	Cal Baptist	2	4	2	2-2	HR	10-1
Drew Swift	21	March 22	at Oregon	2	1	0	1-1	HR	10-1
Sam Ferri	22	March 24	at Oregon	1	4	0	0-1	HR	10-1
Carter Aldrete	24	March 29	Arizona	1	1	1	2-0	HR	10-1
Hunter Bishop	25	March 30	Arizona	1	1	1	1-1	HR	10-1
Drew Swift	26	March 31	Arizona	1	9	2	1-1	HR	10-1
Trevor Hauver	30	April 1	at USC	1	4	1	1-1	HR	10-1
Spencer Torkelson	31	April 12	#3 Oregon State	1	1	1	1-1	HR	10-1
Alka Williams	35	April 16	Seattle	1	3	2	1-2	HR	10-1
Carter Aldrete	36	April 18	at Utah	1	12	1	1-1	HR	10-1
Spencer Torkelson	37	April 18	at Utah	1	6	1	1-1	HR	10-1
Alka Williams	39	April 23	UNLV	1	4	1	0-2	HR	10-1
Gage Workman	42	April 28	at Washington	1	2	0	1-1	HR	10-1
Carter Aldrete	43	April 28	at UConn	1	1	0	1-1	HR	10-1
Alka Williams	46	May 5	at Arizona	1	8	1	1-2	HR	10-1
Trevor Hauver	47	May 10	at Nebraska	1	3	1	0-2	HR	10-1
Spencer Torkelson	50	May 17	at Cal	1	11	0	0-2	HR	10-1
Myles Denslow	51	May 23	at Stanford	1	9	1	0-2	HR	10-1

DOUBLE PLAYS (58)

Opponent	Pitcher	Scoring	Players	Inning	Outs	Score	Final
Feb. 16	Notre Dame	Vander Kooi	Williams-Swift-Torkelson	2	0	3-1	20-7
Feb. 16	Notre Dame	La Flam	Swift-Adreite-Torkelson	9	0	2-0	20-7
Feb. 16	Dabovich	Williams-Torkelson	Williams-Torkelson	6	0	1-0	12-3
Feb. 20	San Diego	Cacchione	Williams-Torkelson	4	0	12-2	12-3
Feb. 23	UC Davis	Marsh	Williams-Swift-Torkelson	4	0	0-0	3-2
Feb. 23	UC Davis	Marsh	Swift-Williams-Torkelson	4	0	0-0	3-2
Feb. 24	UC Davis	Dabovich	Workman-Adreite-Torkelson	1	0	16-1	1-2
Feb. 24	UC Davis	Dabovich	Dabovich-Workman-Torkelson	1	0	1-1	1-2
Feb. 24	Michigan State	Jensen-Ferri	Jensen-Ferri	10	0	3-1	1-2
2 March	@ Fullerton	Romero	Williams-Adreite-Torkelson	1	0	6-0	6-4
2 March	@ Fullerton	Corrigan	Williams-Adreite-Torkelson	1	0	6-0	6-4
3 March	Montoya	Williams-Torkelson	Workman-Adreite-Torkelson	1	0	6-0	6-4
4 March	Xavier	Marsh	Williams-Adreite-Torkelson	1	0	3-0	6-3
7 March	Washington	Marsh	Adreite-Torkelson	1	0	6-0	6-0
7 March	Washington	Marsh	Workman-Torkelson	1	0	6-0	6-0
7 March	Washington	Romero	Workman-Torkelson	1	0	6-0	6-0
8 March	Washington	Vander Kooi	Workman-Adreite-Torkelson	1	0	6-0	6-7
8 March	Washington	Vander Kooi	Adreite-Williams	1	0	6-0	6-7
18 March	Washington	Montoya	Adreite-Torkelson	1	0	6-0	6-7
19 March	Washington	Dabovich	Williams-Swift	1	0	2-0	6-5
20 March	@ Bearcat	Marsh	Swift-Williams-Torkelson	2	0	1-0	12-3
21 March	@ Oregon	Marsh	Swift-Williams-Torkelson	2	0	3-0	12-3
21 March	@ Oregon	Marsh	Workman-Swift-Torkelson	2	0	3-0	12-3
22 March	@ Oregon	Marsh	Workman-Torkelson	2	0	3-0	12-3
26 April	@ USC	Marsh	Swift-Torkelson	1	0	0-1	6-10
29 April	@ USC	Vander Kooi	Workman-Torkelson-Williams	1	0	0-0	6-3
29 April	@ USC	Vander Kooi	Swift-Williams-Torkelson	1	0	0-0	6-3
30 April	@ UNLV	Tolman	Tolman-Ferri-Torkelson	1	0	0-0	9-10
31 April	@ UNLV	Lidd	Torkelson	1	0	0-0	9-10
1 May	@ Oregon	Marsh	Williams-Swift-Torkelson	1	0	1-4	4-6
1 May	#3 Oregon	Vander Kooi	Swift-Williams-Torkelson	1	0	1-4	4-6
1 May	#3 Oregon	Vander Kooi	Workman-Swift-Torkelson	0	1	1-4	4-6
3 May	Seattle	Lidd	Swift-Williams-Torkelson	1	0	9-5	12-5
3 May	Seattle	Lidd	Workman-Swift-Torkelson	1	0	9-5	12-5
35 April	Seattle	La Flam	Swift-Williams-Torkelson	1	0	12-5	12-5
36 April	at Utah	Marsh	Workman-Torkelson	1	0	0-0	11-6
37 April	at Utah	Vander Kooi	Williams-Torkelson	1	0	0-0	6-5
37 April	at Utah	Swift-Williams-Torkelson	Swift-Williams-Torkelson	1	0	6-4	6-5
37 April	at Utah	Vander Kooi	Williams-Torkelson	1	0	6-4	6-5
38 April	at Utah	La Flam	Williams-Swift-Torkelson	1	0	6-4	6-5
38 April	at Utah	Levine	Williams-Swift-Torkelson	1	0	0-5	6-6
39 April	UNLV	Burzell	Torkelson	1	0	4-2	6-2
39 April	at Washington	Tolman	Williams-Swift-Torkelson	1	0	4-2	6-2
42 April	at Washington	Tolman	Swift-Williams-Torkelson	0	5	4-2	11-6
42 April	at Washington	Romero	Williams-Torkelson	0	5	6-0	11-6
43 May	#1 UCA	Marsh	Williams-Torkelson	0	5	6-0	21-3
43 May	#1 UCA	Corrigan	Williams	0	5	1-1	21-3
44 May	#1 UCA	Corrigan	Swift-Williams-Torkelson	0	4	4-2	6-7
45 May	#1 UCA	Burzell	Swift-Williams-Torkelson	0	4	4-2	6-7
45 May	#1 UCA	Burzell	Williams-Swift-Torkelson	0	4	4-2	6-7
48 May	at Nebraska	Vander Kooi	Williams-Swift-Torkelson	1	0	1-3	1-3
48 May	at Nebraska	Vander Kooi	Torkelson	1	0	1-3	1-3
50 May	at Cal	Marsh	Marsh-Lin-Swift	1	0	0-0	9-9
51 May	at Cal	Williams-Torkelson	Williams-Torkelson	1	0	0-0	9-9
51 May	at Cal	Vander Kooi	Workman-Torkelson	0	0	0-2	3-3

SAVES

No.	Date	Opponent	Pitcher (Save #)	IP (H, R-ER, BB, K)
1	2/23	UC Davis	Erik Tolman (1)	1.0 (0, 0-0, 0, 0)
2	2/26	Pepperdine	Blake Burzell (1)	1.2 (0, 0-0, 0, 1)
3	3/14	New Mexico St.	Chaz Montoya (1)	1.2 (0, 0-0, 0, 3)
4	3/17	Washington St.	Chaz Montoya (2)	0.1 (0, 0-0, 0, 1)
5	3/24	@ Oregon	Sam Romero (1)	3.2 (4, 0-0, 4, 0)
6	3/29	Arizona	Brady Corrigan (1)	2.1 (1, 0-0, 1, 3)
7	3/30	Arizona	Sam Romero (2)	3.0 (4, 0-0, 1, 4)
8	4/7	@USC	Erik Tolman (2)	0.2 (0, 0-0, 1, 1)
9	4/28	@Washington	RJ Dabovich (1)	1.1 (0, 0-0, 0, 3)
10	5/5	UCLA	RJ Dabovich (2)	1.0 (0, 0-0, 0, 1)
11	5/7	@Arizona	RJ Dabovich (3)	1.0 (0, 0-0, 0, 2)
12	5/19	@Cal	Brady Corrigan (2)	1.0 (0, 0-0, 0, 3)

QUALITY STARTS

No.	Date	Opponent	Pitcher (QS #)	IP (H, R, ER, BB, K)
1	2/15	Notre Dame	Alec Marsh (1)	6.2 (4, 1-1, 1, 0)
2	2/23	UC Davis	Alec Marsh (2)	8.0 (7, 2-1, 1, 5)
3	2/24	UC Davis	RJ Dabovich (1)	7.0 (4, 1-1, 3, 0)
4	3/1	Michigan State	Alec Marsh (3)	7.0 (5, 0-0, 2, 6)
5	3/3	Michigan State	RJ Dabovich (2)	6.0 (4, 1-1, 2, 5)
6	3/8	Xavier	Boyd Vander Kooi (1)	7.0 (5, 0-0, 2, 6)
7	3/10	Xavier	RJ Dabovich (3)	6.1 (5, 3-1, 3, 6)
8	3/15	New Mexico St.	Alec Marsh (4)	6.1 (6, 0-0, 2, 6)
9	3/22	@ Oregon	Alec Marsh (5)	6.2 (3, 0-0, 5, 4)
10	3/29	Arizona	Alec Marsh (6)	6.1 (3, 2-2, 2, 4)
11	3/30	Arizona	Boyd Vander Kooi (2)	6.0 (5, 3-3, 3, 4)
12	4/12	#3 Oregon St.	Alec Marsh (7)	9.0 (3, 1-1, 1, 9)
13	4/18	@ Utah	Alec Marsh (8)	7.0 (3, 1-1, 2, 5)
14	5/3	#1 UCLA	Alec Marsh (9)	7.1 (9, 3-3, 1, 6)
15	5/10	@Nebraska	Alec Marsh (10)	7.0 (5, 2-2, 1, 10)
16	5/11	@Nebraska	Boyd Vander Kooi (3)	7.0 (7, 2-2, 2, 7)
17	5/17	@Cal	Alec Marsh (11)	6.0 (4, 4-2, 3, 10)
18	5/19	@Cal	Boyd Vander Kooi (4)	6.0 (9, 3-3, 3, 2, 4)
19	5/23	#3 Stanford	Boyd Vander Kooi (5)	7.0 (5, 0-0, 0, 11)

2019 Sun Devil Baseball

#SUNDEVILPRIDE

Regular Season Success (entering 2019 season)

- ASU has the highest winning percentage among all Pac-12 schools and the fifth-highest winning percentage among all NCAA schools at .663 (2859-1445-8) behind Texas, Florida State, Miami (FL) and Oklahoma State.
- ASU's 2,859 wins are seventh among all NCAA schools.
- ASU has finished the season nationally ranked in 45 seasons, including 27 times in the top 10, 22 in the top 5 and five No. 1
- ASU has 30 40-win seasons, 18 50-win seasons and four 60-win seasons

Postseason Success

- 39 NCAA postseason appearances, sixth most in NCAA history, 32 NCAA Regional appearances and 19 Regional titles
- 22 CWS appearances are fourth in NCAA history (Miami (FL))
- 61 CWS wins are both the third-most in NCAA history (Texas, USC)
- 10 CWS final appearances, third most in NCAA history behind USC and Texas (five National Championships, five runner-ups)

Pacing The Pac-12 In All-Conference Selections

ASU leads the Pac-12 with 37 First Team All-Conference selections since 2010

A Tradition Of USA Collegiate Baseball

ASU has had 34 players on the USA Baseball Collegiate National Team with Spencer Torkelson (2018) being the most recent member, which is the third-most among all NCAA schools behind USC (53) and Stanford (40). A Sun Devil has been represented on the Collegiate National Team in 26 different seasons, which is third-most behind Stanford and Cal State Fullerton (27). Sun Devils Ryan Burr, Casey Myers and Dustin Pedroia are the only three Devils to make the team in two separate seasons.

Alone At The Top

ASU's 11 College Baseball Hall of Famers are the most from any single school in college baseball.

ASU's National College Baseball Hall of Famers

Joe Arnold (ASU: 1968; HOF: 2015)
Sal Bando (ASU: 194-65 HOF: 2013)
Eddie Bane (ASU: 1971-73; HOF: 2008)
Floyd Bannister (ASU: 1974-76; HOF: 2008)
Alan Bannister (ASU: 1970-72; HOF: 2010)
Jim Brock (ASU: 1972-94; HOF: 2007)
Bob Horner (ASU: 1976-78; HOF: 2006)
Mike Kelly (ASU: 1989-91; HOF 2015)
Oddibe McDowell (ASU: 1983-84; HOF: 2011)
Rick Monday (ASU: 1965; HOF: 2016)
Bobby Winkles (ASU: 1959-71; HOF: 2006)

National College Baseball Hall of Famers by School

Arizona State - 11
Texas - 10
Wichita State - 5
Louisiana State - 4
Miami - 4
Michigan - 4
Oklahoma State - 4
USC - 4

Success Against The Pac-12 Since 2000

- ASU is 17-2 in series' against Washington State with 7 sweeps
- ASU is 12-8 in series' against UCLA with 3 sweeps
- ASU is 11-9 in series' against USC with 3 sweeps
- ASU is 12-7-1 in series' against Cal with 5 sweeps
- ASU is 11-9 in series' against Washington with 5 sweeps
- ASU is 13-6 in series' against UA with 3 sweeps
- ASU is 10-10 in series' against Oregon State with 4 sweeps
- ASU is 9-2 in series' against Oregon with 3 sweeps
- ASU is 6-1 in series' against Utah with 4 sweeps

The only school in the league with an advantage over ASU since 2000 is Stanford. The Devils are 8-12 in series vs. the Cardinal in that span (ASU: 5 sweeps / Stanford: 2)

ASU has played 177 Pac-10/12 conference series since 2000 and has won 109 of those series (including 42 sweeps), which equates to 61.6 percent. Conversely, ASU has only been swept 9 times in that span.

All-Time Records*

All-time record: 2895-1462-8
All-time conference: 867-533
Ranked opponents (Since 2010): 78-80
28 wins over top-10 teams, including two road series wins over top-5 teams
Season openers: 47-13-1
Doubleheaders: 492-145
Conference openers: 31-26 all-time
(3-5 in Pac-12, 17-14 in Pac-10, 10-7 in WAC)
Postseason: 169-78
Regionals/Supers: 84-30/11-7
College World Series: 61-38

**44 victories, Pac-10 championship, postseason appearance and College World Series berth in 2007 later vacated due to NCAA sanctions. Records do not reflect vacations.*

Feeling the Draft

10 members of the 2018 squad have had their name called during the MLB draft but have chosen to continue their academic and athletic pursuits at ASU.

Player	Round	Team	Year
Lyle Lin	16th	Mariners	2016
	29th	Astros	2018
Hunter Bishop	24th	Padres	2016
Carter Aldrete	37th	Red Sox	2016
Sam Ferri	38th	Yankees	2016
Gage Workman	14th	Brewers	2017
Colby Davis	23rd	Yankees	2017
Alika Williams	32nd	Yankees	2017
Boyd Vander Kooi	36th	Diamondbacks	2017
Trevor Hauver	37th	Royals	2017
RJ Dabovich	18th	Royals	2018

MLB Devils

There are currently 11 former Sun Devils on Opening Day rosters this season.

Kole Calhoun	Angels
Ian Kinsler	Padres
Dustin Pedroia	Red Sox*
Trevor Williams	Pirates
Austin Barnes	Dodgers
Mike Leake	Mariners
Eric Sogard	Blue Jays
Tony Barnett	Cubs^
Jason Kipnis	Indians*
Merrill Kelly	Diamondbacks
Ryan Burr	White Sox

*- IL

^-IR

Today's Devils Are Tomorrow's Major Leaguers

- Most players taken in the MLB Draft since 2010 (57)
- ASU's 110 Major Leaguers since 1959 are the most in the nation
- The first-ever player drafted by the MLB was Sun Devil alum Rick Monday
- ASU is the only school at any level to have multiple No. 1 overall picks in June MLB Draft history
- Most unique first round players taken in the June MLB Draft with 20 - (excludes compensation picks and re-draftees)
- Most players drafted in a single year (15 in 2008)
- 437 MLB Draft Picks, more than any other school in the country.

Movin' On Up

- As has become commonplace at Arizona State, five Sun Devils heard their names called in the MLB Draft following the 2018 season. The Sun Devils have had five or more players drafted in 47 of MLB Drafts held since 1956 and five or more players have gotten the call in 14 of the last 16 seasons.

Keeping the Tradition Alive

- Two Sun Devils made their debuts in the MLB during the 2018 season, bringing ASU's total to 110 all-time - the most among all NCAA schools since 1959. Ryan Burr (White Sox) and Adam McCreery (Braves) each saw their first Big League action when the rosters exploded this past season.
- The Sun Devils have now had at least one major league player on their varsity roster each year from 1961 through 2015, which is the longest current streak in the nation.
- Thirty-five ASU baseball players have made their MLB debuts since 2002.

Making an Impact

- Since 1999, Sun Devils in the major league have the second-highest WAR among all colleges in the country with a Sun Devil WAR of 152 coming in behind only Long Beach State (214), according to Baseball America.
- The 2008 Sun Devils boasted a trio of eventual first-round picks in 1B Ike Davis (2008, 1st round), 3B Brett Wallace (2008, 1st round) and RHP Mike Leake (2009, 8th overall), plus also OF Jason Kipnis (2009, 2nd round). Davis, Leake and Kipnis all had moments in the sun in the big leagues.
- The program's brightest light is 2B Dustin Pedroia (2004, 2nd round). He and OF Andre Ethier (2003, 2nd round) teamed up in 2002 and 2003.
- Pirates RHP Trevor Williams (2013, 2nd round) is the most prominent ASU alum in his peak years.

#MLBU

2019 Sun Devil Baseball

ROSTER

PITCHERS (12)

No.	Name	Yr	B/T	HT	WT	Hometown (High School)
24	Blake Burzell	Fr.	R/R	6'6"	225	Laguna Beach, Calif. (Laguna Beach)
35	Dom Cacchione	Fr.	R/R	6'2"	175	Menlo Park, Calif. (Sacred Heart Prep)
30	Brady Corrigan	So.	R/R	6'2"	210	Plainfield, Ill. (Plainfield North)
11	RJ Dabovich	So.	R/R	6'3"	215	Pueblo, Colo. (Pueblo West/Central Arizona)
22	Colby Davis	So.	R/R	6'8"	235	Scottsdale, Ariz. (Chaparral)
29	Luke La Flam	Fr.	R/R	6'2"	200	Aurora, Colo. (Grandview)
12	Will Levine	Fr.	R/R	6'2"	200	Mission Viejo, Calif. (Mission Viejo)
8	Alec Marsh	Jr.	R/R	6'2"	220	Milwaukee, Wis. (Ronald Reagan)
3	Chaz Montoya	Jr.	L/L	6'0"	160	Glendale, Ariz. (Centennial)
26	Sam Romero	Sr.	R/R	6'2"	195	Phoenix, Ariz. (Alhambra/Phoenix College)
15	Erik Tolman	Fr.	L/L	6'2"	190	Lake Forest, Calif. (El Toro)
19	Boyd Vander Kooi	So.	R/R	6'5"	220	Mesa, Ariz. (Skyline)

CATCHERS (4)

40	Nick Cheema	Jr.	R/R	5'11"	195	Weatherford, Texas (Aledo/Central Arizona)
9	Sam Ferri	RS So.	R/R	5'11"	185	Norridge, Ill. (Notre Dame College Prep)
27	Lyle Lin	Jr.	R/R	6'1"	200	Taipei, Taiwan (JSerra Catholic)
38	Keolu Ramos	Jr.	R/R	5'10"	185	Mililani, Hawa. (Mililani/San Mateo College)

INFIELDERS (7)

21	Carter Aldrete	Jr.	R/R	6'2"	205	Monterey, Calif. (Monterey)
28	Cole Austin	RS Jr.	R/R	6'2"	190	Kennesaw, GA (Harrison/West Virginia)
31	Marc Lidd	Fr.	R/R	6'4"	210	Irvine, Calif. (Crean Lutheran)
6	Drew Swift	So.	R/R	6'0"	155	Chandler, Ariz. (Hamilton)
20	Spencer Torkelson	So.	R/R	6'1"	220	Petaluma, Calif. (Casa Grande)
5	Alika Williams	So.	R/R	6'2"	180	San Diego, Calif. (Rancho Bernardo)
14	Gage Workman	So.	S/R	6'4"	200	Queen Creek, Ariz. (Basha)

OUTFIELDERS (4)

4	Hunter Bishop	Jr.	L/R	6'5"	210	Palo Alto, Calif. (Serra)
17	Myles Denson	Jr.	R/R	6'2"	185	Las Vegas, Nev. (Bishop Gorman)
10	Dusty Garcia	Fr.	L/R	6'0"	175	Port Orchard, Wash. (South Kitsap)
18	Trevor Hauver	So.	L/R	6'0"	205	Chandler, Ariz. (Perry)

13 **Head Coach:** Tracy Smith

2 **Associate Head Coach/Recruiting Coordinator:** Ben Greenspan

47 **Assistant Coach/Pitching Coach:** Mike Cather

7 **Assistant Coach/Hitting Coach:** Michael Earley

23 **Undergraduate Student Assistant Coach:** David Greer

Director of Operations: Daniel Stolper

Sports Medicine/Rehabilitation: Jesse Lowman

Strength and Conditioning: Jason Robbins

Quality Control: Sean Cashman

NUMERICAL

NUMERICAL

3	Chaz Montoya	6-1	160	LHP	L/L	Jr.	Glendale, Ariz./Centennial
4	Hunter Bishop	6-5	210	OF	L/R	Jr.	Palo Alto, Calif./Serra
5	Alika Williams	6-2	165	INF	R/R	So.	San Diego, Calif./Rancho Bernardo
6	Drew Swift	6-0	150	INF	R/R	So.	Chandler, Ariz./Hamilton
8	Alec Marsh	6-2	220	RHP	R/R	Jr.	Milwaukee, Wis./Ronald Reagan
9	Sam Ferri	5-11	185	C	R/R	R-So.	Norridge, Ill./Notre Dame College Prep
10	Dusty Garcia	6-0	170	OF	L/R	Fr.	Port Orchard, Wash./South Kitsap
11	RJ Dabovich	6-3	190	RHP	R/R	So.	Pueblo, Colo./Central Ariz./Pueblo West
12	Will Levine	6-2	189	RHP	R/R	Fr.	Mission Viejo, Calif./Mission Viejo
14	Gage Workman	6-4	175	INF	S/R	So.	Queen Creek, Ariz./Basha
15	Erik Tolman	6-2	180	LHP	L/L	Fr.	Lake Forest, Calif./El Toro
17	Myles Denson	6-2	180	OF	R/R	Jr.	Las Vegas, Nev./Bishop Gorman
18	Trevor Hauver	6-0	190	OF	L/R	So.	Chandler, Ariz./Perry
19	Boyd Vander Kooi	6-5	210	RHP	R/R	So.	Mesa, Ariz./Skyline
20	Spencer Torkelson	6-1	205	INF	R/R	So.	Petaluma, Calif./Casa Grande
21	Carter Aldrete	6-2	205	INF	R/R	Jr.	Monterey, Calif./Monterey
22	Colby Davis	6-8	225	RHP	R/R	So.	Scottsdale, Ariz./Chaparral
24	Blake Burzell	6-6	210	RHP	R/R	Fr.	Laguna Beach, Calif./Laguna Beach
26	Sam Romero	6-2	180	RHP	R/R	Sr.	Phoenix, Ariz./Alhambra
27	Lyle Lin	6-1	201	C	R/R	Jr.	Taipei, Taiwan/JSerra Catholic
28	Cole Austin	6-2	185	INF	R/R	R-Jr.	Kennesaw, Ga./Harrison
29	Luke La Flam	6-2	195	RHP	R/R	Fr.	Aurora, Colo./Grandview
30	Brady Corrigan	6-2	200	RHP	R/R	So.	Plainfield, Ill./Plainfield North
31	Marc Lidd	6-4	200	INF/RHP	R/R	Fr.	Irvine, Calif./Crean Lutheran
35	Dom Cacchione	6-2	170	RHP	R/R	Fr.	Menlo Park, Calif./Sacred Heart Prep
38	Keolu Ramos	5-11	180	C	R/R	Jr.	Mililani, Hawaii/Mililani
40	Nick Cheema	5-11	205	C	R/R	Jr.	Weatherford, Texas/Aledo/Central Arizona

PRO-NUN-SEE-AY-SHUNS

Carter Aldrete - AL-dreh-tee
 Dom Cacchione - kuh-SHONE
 Nick Cheema - CHEE-muh
 RJ Dabovich - DAB-oh-vich
 Sam Ferri - FAIR-ee
 Trevor Hauver - HAW-ver
 Will Levine - leh-VEEN
 Boyd Vander Kooi - VAN-der KOY

ALPHABETICAL

No.	Name	Pos.
21	Aldrete, Carter	INF
28	Austin, Cole	INF
4	Bishop, Hunter	OF
24	Burzell, Blake	RHP
35	Cacchione, Dom	RHP
40	Cheema, Nick	C
30	Corrigan, Brady	RHP
11	Dabovich, RJ	RHP
22	Davis, Colby	RHP
17	Denson, Myles	OF
9	Ferri, Sam	C
10	Garcia, Dusty	OF
18	Hauver, Trevor	OF
29	LaFlam, Luke	RHP
12	Levine, Will	RHP
31	Lidd, Marc	INF/RHP
27	Lin, Lyle	C
8	Marsh, Alec	RHP
3	Montoya, Chaz	LHP
38	Ramos, Keolu	C
26	Romero, Sam	RHP
6	Swift, Drew	INF
15	Tolman, Erik	LHP
20	Torkelson, Spencer	INF
19	Vander Kooi, Boyd	RHP
5	Williams, Alika	INF
14	Workman, Gage	INF

BY POSITION

Catchers	4
Pitchers	12
Infielders	7
Outfielders	4

BY CLASS

Seniors	1
Juniors	9
Sophomores	10
Freshmen	7

BATTING

Lefties	3
Righties	11
Switch	1

PITCHING

Righties	11
Lefties	2

Hitting Categories

Hit a grand slam.....	Hunter Bishop, May 5, 2019 vs. #1 UCLA (W, 8-7)
Hit a walkoff HR.....	Sam Ferri, March 16, 2019 vs. Washington State (solo shot in 9th inning)
Led off the game with a HR.....	Trevor Hauver, May 10, 2019 vs. at Nebraska (W, 15-6)
Hit for the cycle.....	Travis Buck, March 7, 2003 vs. Southern Utah (W, 19-0)
Team hit for the cycle to open the game.....	April 27, 2003 vs. Washington State (HR/2B/1B/3B)
Team hit for the cycle on four consecutive batters.....	April 18, 2019 at Utah (2B, 3B, 1B, HR in 12th inning)
Hit back-to-back HRs.....	Lyle Lin (2-run shot) and Trevor Hauver, April 27, 2019 at Washington (L, 9-10/12 innings)
Hit back-to-back-to-back HRs.....	Trevor Hauver, Spencer Torkelson. Hunter Bishop, April 12, 2-19 vs. #3 Oregon State (L, 4-6)
Hit two HRs in one game.....	Lyle Lin, at Nebraska, May 12, 2019 (L, 5-8)
A freshman hit two HR in one game.....	Erik Tolman, April 16, 2019, vs. Seattle (W, 12-5)
Hit three HRs in one game.....	Joey DeMichele, May 1, 2011 vs Stanford (TIES ASU RECORD)
Had five hits in one game.....	Trevor Hauver, April 2, 2019, vs. Long Beach State (5-for-6)
Had six hits in one game.....	Travis Buck, March 13, 2005 vs Western Illinois (went 6-for-8, 3 RBI)
Had seven hits in one game.....	Jerry Mantlo, February 6, 1972 vs. Michigan
Had three doubles in one game.....	Alika Williams, March 3, 2019 vs. Michigan State (W, 13-2)
Had four doubles in one game.....	Travis Buck, February 28, 2004 vs. Connecticut (W, 16-5)
Hit two triples in one game.....	Gage Canning, March 3, 2018 vs. Oklahoma State
Had seven RBI in one game.....	Trevor Hauver, Feb. 24, 2019 vs. UC Davis (W, 17-2)
Had eight RBI in one game.....	Kiel Roling, March 17, 2007 vs. Maine
Had nine RBI in one game.....	Jeremy West, April 27, 2003 vs. Washington State
Stole four bases in one game.....	Drew Maggi, April 10, 2010 at Washington St. (TIES ASU RECORD)
Stole home.....	Colby Woodmansee, March 6, 2016 vs. Eastern Michigan (W, 8-1)
Struck out four or more times in one game.....	4, Gage Workman, May 11, 2019 at Nebrasak (L, 1-2)
Hitler stranded six runners on base.....	Spencer Torkelson (6), Feb. 20, 2019 vs. San Diego (W, 12-2)
Recorded 13 total bases.....	Gage Canning (13), April 27, Gage Canning, March 18, 2018 vs. Oregon (2 HR, 1 3B, 2 1B)
Had an inside-the-park home run.....	Gage Canning, March 18, 2018 vs. Oregon (W, 18-4)
Had an inside-the-park home run AND a traditional home run.....	Gage Canning, March 18, 2018 vs. Oregon (W, 18-4)
Scored five runs in one game.....	Hunter Bishop (5), March 8, 2019 vs. Xavier (W, 12-0)
Was hit by a pitch two or more times.....	Spencer Torkelson, 2, vs. Utah, April 21, 2018
Walked 4+ times.....	4, Hunter Bishop, vs. Arizona, March 31, 2019 (W, 17-16)
Opponent hit two HRs in one game.....	Jake Pries, vs. #1 UCLA, May 4, 2019 (L, 3-18)
Opponent hit a walkoff HR.....	Evan Williams, at Oregon, March 23, 2019 (off Brady Corrigan)
Opponent hit a leadoff HR.....	Andy Lentz (Washington), May 17, 2008 at Packard Stadium (off Josh Satow)

Pitching Categories

Threw a no-hitter.....	Ryan Hingst, March 25, 2016 vs. Utah, (W, 5-0)
Threw a perfect game.....	Eddie Bane, March 2, 1973, vs. Cal State Northridge (W, 9-0)
Threw a one-hitter.....	Brian Flores, May 20, 2007 at Oregon State (W, 8-1)
Threw a two-hitter.....	Will Waldrup, Jan. 23, 1999 vs. Hawaii-Hilo (W, 3-0)
Were no-hit.....	Phil Keller, March 23, 1970 vs. Stanford (L, 1-0)
Were one-hit.....	Noah Bremer, at Washington, May 12, 2017 (L, 0-4)
Threw a complete game.....	Boyd Vander Kooi, April 19, 2019 vs. at Utah (W, 8-5)
Threw a complete game shutout.....	Eli Lingos, March 30, 2018 at Washington St. (W, 7-0)
Threw back-to-back complete games.....	Trevor Williams, 3/1/13 vs. Pacific (W, 8-1) and 3/9 vs. Long Beach State (W, 4-0)
Threw back-to-back complete game shutouts.....	Brady Rodgers/Kramer Champlin, May 20 and 21, 2011 at Washington
Had an opposing pitcher throw a complete game.....	Noah Bremer, at Washington, May 12, 2017 (L, 0-4)
Shut out an opponent (one or more pitchers).....	March 15, 2019 vs. Washington State (6-0, 3 pitchers)
Were shutout.....	vs. UNCW, March 10, 2018 (0-9)
Struck out 10 or more batters in a game.....	Boyd Vander Kooi (11 in 7.0 innings), vs #3 Stanford, May 25, 2019 (L, 2-3)
Had back-to-back starts with 10 strikeouts.....	Alec Marsh (10 in each), May 10, 2019 at Nebraska and May 17, 2019 at Cal
Struck out 15 or more batters in a game.....	Mike Leake (15), May 30, 2009 vs. Oral Roberts (CG, 4-1 Win in Tempe Regional)
Had an opposing pitcher strike out 10 or more Sun Devils.....	Ryne Nelson (10), at Oregon, March 23 2019 (L, 4-5 (12))
Did not walk a batter (complete game).....	Ryan Kellogg, May 14, 2015 vs Washington State (W, 5-0)
Recorded 10 wins in a season.....	Ryan Kellogg, 11-1 (2013)
Hit three batters in a game.....	Brett Lilek (3), April 4, 2015 at Utah (W, 6-5)
Starting pitcher hit a home run in a game.....	Erik Tolman, April 23, 2019 vs. UNLV (W, 9-2)

Fielding Categories

Had no errors in four straight games.....	April 20, 23, 26-27 at Utah, vs. UNLV, at Washington
Committed three or more errors in one game.....	Andrew Snow (3), Feb. 17, 2017 vs. Northwestern
Had 16 or more putouts in one game.....	Zach Wilson(20), First Base, April 21, 2011 at Cal
Had 20 or more put outs in one game.....	Zach Wilson (20), First Base, April 21, 2011 at Cal
Had eight or more assists in one game.....	Alika Williams (8), April 19, 2019 at Utah (W, 8-5)
Caught and pitched in the same game.....	Jordan Swagerty, March 17, 2010 vs. USC (2x in 2010)
Turned four double plays in one game.....	May 5, 2019 vs. #1 UCLA (W, 8-7)
Turned five+ double plays in one game.....	5, April 25, 2010, vs. Washington (TIES ASU RECORD)
Turned a triple play.....	Eric Sogard (2B), Brett Wallace (1B) and Andrew Romine SS, February 27, 2007 at Arizona

Scoring and Misc. Categories

Recorded 20+ hits.....	21, May 10, 2019 at Nebraska (W, 15-6)
Recorded 20+ hits in back-to-back games.....	22 and 22, February 3-4, 2007 vs. Southern Utah
Scored 20+ runs.....	20, Feb. 16, 2019 vs. Notre Dame (W, 20-7)
Scored 30+ runs.....	30, March 13, 2005 vs. Western Illinois (W, 30-13 in Baton Rouge, La.)
Scored 10+ runs in one inning.....	11, April 26, 2015 vs. Tennessee Tech (W, 16-4)
Left 15+ runners on base in one game.....	15, March 5, 2016 vs. Eastern Michigan (W, 5-4 (11))
Allowed 5 or more home runs in a game.....	7, vs. #1 UCLA, May 4, 2019 (L, 3-18)
Walked 15+ times in a game.....	15, March 31, 2019 vs Arizona (W, 17-16)
Stranded 15+ opponent runners on base in one game.....	15, March 23, 2019, vs at Oregon (L, 4-5 (12))
Surrendered a ninth inning lead.....	April 25, 2019, vs #3 Stanford (Led 2-0, Lost 3-2)
Swept a three-game Pac-12 series.....	March 29-31, 2019 vs. Arizona (8-2, 8-3, 17-16)
Swept a three-game Non-Conference series.....	March 8-10, 2019 vs. Xavier (12-0, 8-3, 11-6)
Were swept in a Pac-12 series.....	April 13-15, 2018 at #2 Stanford (1-3, 6-11, 3-10)
Were swept in a Pac-12 series at home.....	May 18-20, 2017 vs. #15 Arizona (5-6, 1-3, 5-9)
Played in extra innings.....	12, April 27, 2019 at Washinton (L, 9-10)
Played in 14+ innings.....	14, March 9, 2016 at Cal State Fullerton (W, 2-1 W)
Played back-to-back extra inning games.....	March 29-30, 2018, at Washington State (L, 8-7 (10)), (L, 4-3 (11))
Played a game lasting 5+ hours.....	5 hours, 10 minutes, March 31, 2019 vs. Arizona (W, 17-16)

2019 Sun Devil Baseball

RECORD WHEN/PITCHING BREAKDOWN

Record When...

Overall	37-17
Conference	16-13
Non-Conference	21-4
Home games.....	27-7
Away games	10-10
Neutral site	0-0
Day games	11-10
Night games	26-7
vs Left starter	14-5
vs Right starter	23-12
1-Run games	8-8
2-Run games	1-2
5+Run games	21-2
Extra innings	3-2
Shutouts.....	3-0

Scoring 0-2 runs	0-4
..... 3-5 runs	3-8
..... 6-9 runs	16-5
..... 10+ runs	18-0
Opponent 0-2 runs	12-1
..... 3-5 runs	14-5
..... 6-9 runs	10-5
..... 10+ runs	1-6
Scored in 1st inning	20-1
Opp. scored in 1st	9-6
Scores first	25-3
Opp. scores first	12-14
After 6 leading	31-2
..... trailing	6-12
..... tied	0-3
After 7 leading	32-2
..... trailing	4-14
..... tied	1-1

After 8 leading	33-2
..... trailing	1-13
..... tied	3-2
Hit 0 home runs	6-3
... 1 home run	10-8
... 2+ home runs	21-6
Opponent 0 home runs	17-7
..... 1 home run	14-6
..... 2+ HRs	6-4
Made 0 errors	12-12
... 1 error	13-1
... 2+ errors	12-4
Opp. made 0 errors	8-8
..... 1 error	14-7
..... 2+ errors	15-2
Out-hit opponent.....	30-3
Out-hit by opponent	4-13
Hits are tied.....	3-1

A Look At the Pitching Staff

Arizona State Starters

Pitcher	Starts/QS	Pct.	PC/Start	IP/Start	ER Against/Start	Runs For/Start	PCK	DP	Team Record
Alec Marsh	15/11	73.3	1473/98.2	94.2/6.1	34/2.3	67/4.5	3	14	12-3
Boyd Vander Kooi	15/5	33.3	1340/89.3	87.1/5.2	52/3.5	65/4.3	0	15	7-8
RJ Dabovich	8/3	37.5	612/76.5	37.2/4.2	18/2.3	58/7.3	0	3	8-0
Sam Romero	8/0	0.0	380/47.5	20.1/2.2	14/1.8	28/3.5	0	2	5-3
Erik Tolman	4/0	0.0	276/69.0	15.1/3.2	5/1.3	15/3.8	0	3	3-1
Brady Corrigan	2/0	0.0	143/71.5	8.2/4.1	6/3.0	4/2.0	0	0	1-1
Luke La Flam	1/0	0.0	51/51.0	3.0/3.0	4/4.0	0/0.0	0	1	0-1
Dom Cacchione	1/0	0.0	15/15.0	0.1/0.1	4/4.0	0/0.0	0	0	0-1

Arizona State Bullpen (Relief Appearance Stats Only)

Reliever	APP	IP	H	R	ER	BB	SO	SV	ERA	IR/Scored	1st Bat. Faced/Ret.
Alec Marsh	1	2.0	2	1	0	1	3	0	0.00	3/3	1/0
Myles Denson	1	1.0	1	0	0	0	1	0	0.00	0/0	1/1
Erik Tolman	19	32.1	20	11	10	26	40	2	2.78	18/5	19/15
Sam Romero	16	23.1	27	8	8	9	20	2	3.09	18/11	16/12
Chaz Montoya	25	22.2	18	9	8	13	19	2	3.18	28/6	25/18
Blake Burzell	28	38.2	34	23	18	14	35	1	4.19	30/9	28/21
Brady Corrigan	26	41.1	43	24	23	25	52	2	5.01	36/7	26/14
RJ Dabovich	7	8.2	11	5	5	3	10	3	5.01	6/4	7/2
Will Levine	11	15.2	20	11	10	13	11	0	5.74	0/0	11/7
Luke La Flam	9	10.2	9	7	7	8	8	0	5.91	0/0	9/5
Marc Lidd	7	13.1	12	11	11	10	9	0	7.43	4/4	7/5
Dom Cacchione	8	9.2	12	11	9	5	9	0	8.38	4/0	8/7
Carter Aldrete	1	1.0	1	1	1	2	1	0	9.00	0/0	1/0
Colby Davis	3	2.2	9	8	5	3	2	0	16.88	3/2	3/2

2019 Sun Devil Baseball

STARTER RECORDS

LF

Trevor Hauver, 37-17

CF

Hunter Bishop, 37-17

RF

Carter Aldrete, 26-14

Myles Denson, 10-0

Dusty Garcia, 1-1

SS

Alika Williams, 37-17

2B

Drew Swift, 27-17

Carter Aldrete, 10-0

3B

Gage Workman, 37-17

SP

Alec Marsh, 12-3

Boyd Vander Kooi, 7-8

RJ Dabovich, 8-0

Sam Romero, 5-2

Erik Tolman, 4-2

Brady Corrigan, 1-1

Dom Cacchione, 0-1

Luke La Flam, 0-1

1B

Spencer Torkelson, 37-17

DH

Lyle Lin, 22-9

Myles Denson, 6-2

Erik Tolman, 6-3

Dusty Garcia, 1-0

Cole Austin, 2-3

C

Sam Ferri, 25-13

Lyle Lin, 12-4

2019 Sun Devil Baseball

NATIONAL/CONFERENCE RANKINGS/DRAFT PROSPECTS

NATIONAL RANKINGS

Team			
Category	Nat'l	Pac-12	Value
Base on Balls (297 ranked)	58	4	268
Batting Average (297 ranked)	12	2	0.307
Double Plays (297 ranked)	4	1	58
Double Plays Per Game (297 ranked)	6	1	1.07
Doubles (297 ranked)	40	3	110
Doubles Per Game (297 ranked)	38	3	2.04
Earned Run Average (297 ranked)	113	6	4.59
Fielding Percentage (297 ranked)	58	4	0.975
Hit Batters (297 ranked)	130	3	55
Hit by Pitch (297 ranked)	288	11	29
Hits (297 ranked)	16	2	603
Hits Allowed Per Nine Innings (297 ranked)	143	7	9.2
Home Runs (296 ranked)	1	1	92
Home Runs Per Game (297 ranked)	1	1	1.7
On Base Percentage (297 ranked)	24	2	0.394
Runs (297 ranked)	13	2	441
Sacrifice Bunts (297 ranked)	273	10	13
Sacrifice Flies (296 ranked)	73	5	26
Scoring (297 ranked)	10	2	8.2
Shutouts (207 ranked)	82	4	3
Slugging Percentage (297 ranked)	3	2	0.521
Stolen Bases (297 ranked)	247	8	34
Stolen Bases Per Game (297 ranked)	252	8	0.63
Strikeout-to-Walk Ratio (297 ranked)	149	7	1.88
Strikeouts Per Nine Innings (297 ranked)	97	6	8.5
Triples (297 ranked)	54	3	16
Triples Per Game (297 ranked)	62	3	0.3
WHIP (297 ranked)	161	7	1.52
WL Pct (297 ranked)	24	3	0.685
Walks Allowed Per Nine Innings (297 ranked)	179	8	4.5

Individual

Category	Name	Nat'l	Pac-12	Value
Base on Balls (145 ranked)	Hunter Bishop	62	6	43
	Spencer Torkelson	98	8	40
Base on Balls Per Game (147 ranked)	Hunter Bishop	71	7	0.8
	Spencer Torkelson	122	9	0.74
Batting Average (250 ranked)	Spencer Torkelson	121	10	0.348
	Hunter Bishop	124	11	0.347
	Trevor Hauver	212	16	0.333
	Alika Williams	232	17	0.332
Complete Games (117 ranked)	Alec Marsh	117	2	1
	Boyd Vander Kooi	117	2	1
Earned Run Average (200 ranked)	Alec Marsh	166	11	3.17
Games Started (24 ranked)	Alec Marsh	24	2	15
	Boyd Vander Kooi	24	2	15
Hits (125 ranked)	Spencer Torkelson	50	3	79
	Trevor Hauver	74	5	77
	Hunter Bishop	125	9	74
Hits Per Game (149 ranked)	Spencer Torkelson	45	4	1.46
	Trevor Hauver	72	7	1.43
	Hunter Bishop	127	9	1.37
Home Runs (112 ranked)	Hunter Bishop	6	1	22
	Spencer Torkelson	10	2	21
	Trevor Hauver	82	10	13
Home Runs Per Game (150 ranked)	Hunter Bishop	4	1	0.41
	Spencer Torkelson	8	2	0.39
	Trevor Hauver	102	11	0.24
On Base Percentage (150 ranked)	Hunter Bishop	49	6	0.473
	Spencer Torkelson	145	12	0.447
Pitching Appearances (126 ranked)	Blake Burzell	78	7	28
	Brady Corrigan	78	7	28
Runs (150 ranked)	Hunter Bishop	28	4	64
	Spencer Torkelson	33	5	62
	Trevor Hauver	83	7	56
	Alika Williams	150	10	51
Runs Batted In (132 ranked)	Hunter Bishop	38	2	61
	Spencer Torkelson	43	3	60
Runs Batted In Per Game (150 ranked)	Hunter Bishop	36	3	1.13
	Spencer Torkelson	39	4	1.11
Runs Per Game (150 ranked)	Hunter Bishop	20	3	1.19
	Spencer Torkelson	25	5	1.15
	Trevor Hauver	77	8	1.04
Sacrifice Flies (112 ranked)	Alika Williams	112	5	5
Slugging Percentage (250 ranked)	Hunter Bishop	7	2	0.765
	Spencer Torkelson	23	4	0.687
	Trevor Hauver	162	15	0.571
Strikeouts (150 ranked)	Alec Marsh	103	5	92
Total Bases (142 ranked)	Hunter Bishop	6	1	163
	Spencer Torkelson	9	2	156
	Trevor Hauver	64	7	132
Triples (68 ranked)	Hunter Bishop	68	7	4
	Gage Workman	68	7	4
Triples Per Game (147 ranked)	Hunter Bishop	133	9	0.07
	Gage Workman	133	9	0.07
Victories (109 ranked)	Alec Marsh	22	2	9

RECORD WATCH

ASU HOME RUNS (CAREER)

2.) Jeff Larish (2002-05)	51
3.) Spencer Torkelson (2018-p)	46
Mike Kelly (1989-91)	46

SUN DEVIL PROSPECTS

D1BASEBALL.COM

2019 Draft - National Top 150 College Prospects

Hunter Bishop (5)

Alec Marsh (85)

2019 Draft - Preseason Top 350 College Prospects

Carter Aldrete (251)

Sam Ferri (284)

2020 Draft - Preseason National Top 150 College Prospects

Spencer Torkelson (2)

Gage Workman (47)

Boyd Vander Kooi (75)

RJ Dabovich (127)

Alika Williams (133)

Erik Tolman (145)

2019 Draft - Preseason Pac-12 Only

Hunter Bishop (10)

Alec Marsh (24)

Carter Aldrete (32)

Sam Ferri (34)

Lyle Lin (40)

2020 Draft - Preseason Pac-12 Only

Spencer Torkelson (1)

Gage Workman (5)

Boyd Vander Kooi (11)

RJ Dabovich (16)

Alika Williams (17)

Erik Tolman (19)

Drew Swift (25)

Colby Davis (33)

Trevor Hauver (39)

BASEBALL AMERICA

2019 Draft - National Top 200 Overall Prospects

Hunter Bishop (13)

2020 Draft - National Top 50 Sophomore Prospects

Spencer Torkelson (1)

Five-Time NCAA Champions (1965, 1967, 1969, 1977, 1981) | 22 College World Series Appearances | 21 Conference Championships

125 All-Americans | 14 National Players of the Year | 11 College Baseball Hall of Fame Members

437 Major League Baseball Draft Picks | 111 Major Leaguers | 49 Major League Baseball First-Round Draft Picks

TWITTER: @ASU_BASEBALL

INSTAGRAM: @ASU_BASEBALL

FACEBOOK: SUNDEVILBASEBALL

2019 Sun Devil Baseball

HEAD COACH



TRACY SMITH - HEAD COACH - FIFTH SEASON (23rd OVERALL)

Tracy Smith, the 2013 National Coach of the Year, was hired as the fifth head baseball coach in program history on June 24, 2014, and enters his fifth season at the helm of the Sun Devil baseball program.

Smith has established a reputation of evaluating and developing talent as more than 50 student-athletes since 2000 improved their stock in the Major League Baseball Draft under Smith's tutelage, including four who became first-round draft picks after going undrafted out of high school.

In 22 total years as a head coach, Smith has seen 80 of his players selected in the MLB Draft, including 73 draftees since 2000 and 33 in the first 10 rounds. He has mentored 48 Major League Baseball draft picks over the past eight seasons, including the fourth overall pick in the 2014 Major League Baseball June Amateur Draft (Kyle Schwarber) and three first-round selections in the 2009 MLB June Draft (Eric Arnett, Josh Phegley, Matt Bashore).

In 2018, Smith eclipsed 700 career wins as an NCAA head coach while also overseeing one of the most prolific freshman campaigns in collegiate baseball history as Spencer Torkelson became the first freshman to ever lead the nation in home runs, finishing with 25 on the season.

Torkelson knocked two more home runs than any other player and just one shy of the NCAA freshman record. Torkelson was just the sixth player to reach 25 home runs since the BBCOR batting technology changes took effect in 2011 and the only freshman in the NCAA to reach the milestone in that time.

Against Washington State, he surpassed the previous Sun Devil freshman record of 11 home runs set by Barry Bonds in 1983. Torkelson finished tied with Bob Horner (1978) for second in ASU single-season history, just two shy of Mitch Jones' school record 27 in 2000.

Torkelson slugged .743 on the season (25 homers, 12 doubles), the third-highest total for any freshman in the NCAA in the past two decades and the highest for a freshman in the BBCOR era (since 2011). Only Rickie Weeks (.849 in 2001) and Jeremy Baltz (.771, 2010) have posted higher freshman slugging percentages in the past 20 years.

Smith saw five of his student-athletes taken in the 2018 MLB Draft, including fifth-round selection Gage Canning to the Washington Nationals. Canning wrapped the season as one of the elite five-tool players in the country, finishing with a .369 average and a Pac-12 leading 87 hits on the season. Canning was the national leader in triples with 11, and now has 25 in his career at ASU – good for third in school history and the most since Ed Irvine tied the school record of 26 between 1977-79.

Canning reached base in 54 of 55 games for the Sun Devils this season and logged a hit in 47 of those. He led the team with multiple hits in 26 games and had 11 games with three or more hits, becoming the first Sun Devil player to have at least 10 games with 3+ hits since Brett Wallace did so from 2007-08.

With one more home run, Canning would have become the first player in the BBCOR batting era (since 2011) to record double digit numbers in doubles, triples AND home runs. He finished the season with nine homers, 17 doubles and 11 triples, slugging .648 for the season – good for third in the Pac-12 and 38th nationally.

Defensively, Canning was flawless after shifting to center field and logged just one error on the season on 144 chances for a .993 fielding percentage.

The 2017 campaign saw Canning emerge as one of the elite players in the Pac-12. The California-native led the team in virtually every hitting category, including batting average (.332), runs (37), doubles (12), triples (8), home runs (6) and slugging percentage (.538). He was the only player in the Pac-12 to finish with a double-digit number of doubles while also posting at least six home runs and six triples.

Season	Team	Overall	Conference (Standing)	Postseason
1997	Miami (OH)	27-28	17-13 (4th)	MAC Tournament
1998	Miami (OH)	33-26	17-13 (3rd - East)	MAC Tournament
1999	Miami (OH)	34-27	20-12 (2nd - East)	MAC Tournament
2000	Miami (OH)	40-23	16-12 (3rd - East)	NCAA Regional
2001	Miami (OH)	35-25	16-12 (4th - East)	MAC Tournament
2002	Miami (OH)	31-28	16-12 (3rd - East)	MAC Tournament
2003	Miami (OH)	36-24-1	19-9 (2nd - East)	MAC Tournament
2004	Miami (OH)	36-21	14-8 (1st - East)	MAC Tournament
2005	Miami (OH)	45-18	17-4 (1st - East)	NCAA Regional
	Miami (OH)	317-220-1	152-95	
2006	Indiana	22-34	11-21 (10th)	
2007	Indiana	19-35	8-23 (10th)	
2008	Indiana	31-30	15-17 (6th)	Big Ten Tournament
2009	Indiana	32-27	16-7 (3rd)	NCAA Regional
2010	Indiana	28-27	12-12 (t-5th)	Big Ten Tournament
2011	Indiana	30-25	11-13 (7th)	
2012	Indiana	32-28	16-8 (2nd)	Big Ten Tournament
2013	Indiana	49-16	17-7 (1st)	College World Series
2014	Indiana	44-15	21-3 (1st)	First-ever Big 10 National Seed
	Indiana	287-237	127-111	
2015	Arizona State	35-23	18-12 (t-3rd)	NCAA Regional
2016	Arizona State	36-23	16-14 (t-3rd)	NCAA Regional
2017	Arizona State	23-32	8-22 (t-10th)	
2018	Arizona State	23-32	13-17 (7th)	
2019	Arizona State	37-17	16-12 (5th)	
	Arizona State	154-126	71-78	
	Total	758-583-1	350-284	

On top of dominating the leader boards at ASU, Canning's eight triples were the most by a player in the conference and second-most in the NCAA. Canning also recorded 120 total bases on the season, good for third in the conference. The outfielder really hit his stride in the middle of the season, as he went on a 12-game tear in which he hit at a .538 clip, including five three-hit nights and a four-hit performance.

Smith also helped oversee the emergence of Hunter Bishop as one of the exciting young freshmen in the country on the year. The freshman finished his 2017 campaign with an impressive .301 batting average, five doubles, four triples and five home runs. He ranked second on the team – behind only Canning – in batting average, runs scored (27), triples, home runs and slugging percentage (.484). Bishop started 31 games in the outfield season to become just the sixth ASU freshman in the past 15 years to start over 50 percent of the season in the outfield, most recently done by Canning last season. His 10 multi-RBI games were also a team-best.

In 2016, Smith piloted the Sun Devils to a regional final for the first time since 2013. The Sun Devils' 36 wins were the most in the previous three years and they finished tied for third in the Pac-12. Five players were selected in the 2016 Major League Baseball Draft, marking 14 total players who have been taken in the draft during Smith's tenure.

Eight Devils earned All-Pac-12 honors on the season, including first team selections David Greer, Seth Martinez, Brian Serven and Colby Woodmansee. All four players would go on to be selected in the MLB draft with Greer (third team), Martinez (second team) and Woodmansee (third team) earning Louisville Slugger All-America accolades.

2019 Sun Devil Baseball

HEAD COACH

In his first season at ASU, Smith led the Sun Devils to a postseason berth, a third-place finish in the Pac-12 and 30-plus wins.

He became one of five active coaches, and one of eight all-time, to bring three different Div. I schools to NCAA Regional play as he guided the Sun Devils to a No. 2 seed in the Fullerton Regional in 2015.

A exceptional recruiter, Smith was instrumental in Sun Devil Baseball's signing of the nation's top recruiting class in 2016, which included eight players who had been drafted by the Major League out of high school. His 2017 class was also rated in the Top-5 nationally and was the No. 1 class in the West.

He has amassed a 698-535-1 career record in 21 seasons as a head coach at three different schools, including nine seasons at both Miami (Ohio) and Indiana, and one year at Arizona State. His 698 victories rank in the top 50 among active coaches in the NCAA, and his 21 seasons represent the sixth-fewest number of years on that list.

Smith instituted a change in culture at Arizona State and his demand for excellence both on and off the field was represented as the Devils led the Pac-12 in both all-conference and all-academic honorees in 2014.

Nineteen players have earned Pac-12 All-Academic honors in Smith's first two seasons, tied for the most in Sun Devil history for a two-year span. ASU's 10 selections in Smith's first season led the Pac-12.

His emphasis on defense became evident right away as ASU vastly improved its fielding percentage and lowered its number of errors committed in Smith's first season. The Devils finished fourth in the Pac-12 in both categories in 2015 after ranking near the bottom of the conference from 2010-14.

An accomplished fundraiser, Smith played a huge role in helping transition the Sun Devil Baseball program into Phoenix Municipal Stadium. His vision saw a renovated clubhouse, complete with an alumni locker room and an academics center, as well as an increased prominence on the program's historical accomplishments. Capital improvements included a state-of-the art video board, batting tunnel, a weight room and training room, creation of a grass berm and patio installations, and premium seating options. Smith also played a huge role in facility upgrades at both Indiana University and Miami (Ohio) and was instrumental in the approval and design of both Miami's Stanley G. McKie Field at Joseph P. Hayden Jr. Park and Indiana's Bart Kaufman Field.

Smith earned National Coach of the Year honors and was a unanimous choice for Big Ten Coach of the Year after he led IU to the school's only College World Series appearance in 2013. The following season in 2014, Smith led the Hoosiers to the No. 4 national seed in the NCAA Tournament, the first national seed in Big Ten baseball history.

Smith came to Tempe with 18 years of experience as a collegiate head coach, including nine at Miami University (Ohio) and nine at IU, where he was two-time Big Ten Coach of the Year. He led both programs to a pair of NCAA Regional appearances and more than 600 combined career victories.

He tallied more than 40 wins in his final two seasons at IU and led the Hoosiers to consecutive Big Ten Conference Championships for the first time in school history. IU won the Big Ten regular season and B1G Tournament title in 2013, marking the school's first regular season conference championship since 1949 and the first outright crown since 1932, and advanced to the 2013 College World Series, which ended the Big Ten's 29-year CWS absence.

Smith took an IU program that had finished 10th in the Big Ten six times in an eight-year stretch between 2000 and 2007, and led the Hoosiers to an NCAA Regional in 2009 and to the College World Series in 2013. IU notched a program-best 21 conference wins in 2014 and secured eight first team All-Big Ten selections to tie a conference mark for most first team honorees from one school.

Smith's Academic Progress Rate as a head coach increased each season until it reached a perfect 1000 in two-year stretch between 2008-10.

IU saw eight players on 12 occasions be named All-Americans under Smith, including four in 2014, which was the highest total in program history and the second straight season that IU produced three or more All-Americans.

Smith mentored two Big Ten Players of the Year, three Big Ten Pitchers of the Year and a pair of Big Ten Freshman of the Year in nine seasons at IU, and at least one Hoosier earned Freshman All-America honors in six of the past seven seasons in Bloomington.

He has landed three players on the USA Baseball Collegiate National Team and mentored numerous players at all positions, including outfielder Alex Dickerson, who was named Big Ten Player of the Year and won the Big Ten Triple Crown in 2010, right-handed pitcher Aaron Slegers, who was named 2013 Big Ten Pitcher of the Year, and catcher Kyle Schwarber, who was named an All-American by five major college baseball groups in 2014.

In nine years at the helm of the RedHawks baseball program, Smith compiled eight straight 30-win seasons, two NCAA Regional appearances and advanced to the Mid-American Conference Tournament finals six times.


He began his coaching career as head coach at Miami University-Middletown in 1990, served as an assistant coach at Miami (Ohio) from 1993-94 and was the pitching coach at IU from 1995-96.

A four-year letterwinner at Miami (Ohio), Smith was a pitcher and an infielder for the RedHawks, and played three minor league seasons in the Chicago Cubs organization. He also participated in 1992 Major League Scouting Bureau's Professional Scout School as a representative of the Cubs.

Born Feb. 14, 1966, Smith graduated with a bachelor's degree in Education from Miami (Ohio) in 1989 and completed a master's degree in Sport Organization from Miami (Ohio) in 1992.

2019 Sun Devil Baseball


TV/RADIO ROSTER



Carter Aldrete
OF/INF | R/R | Jr.



Cole Austin
INF | R/R | R-Jr.




Hunter Bishop
OF | L/R | Jr.



Blaze Buzzell
RHP | R/R | Fr.



Dom Cacchione
RHP | R/R | Fr.



Nick Cheema
C | R/R | Jr.




Brady Corrigan
RHP | R/R | So.




RJ Dabovich
RHP | R/R | So.




Colby Davis
RHP | R/R | So.




Myles Denson
INF | R/R | Jr.



Sam Ferri
C | R/R | R-So.



Dusty Garcia
OF | L/R | Fr.



Trevor Hauver
OF | L/R | So.



Luke La Flam
RHP | R/R | Fr.




Will Levine
RHP | R/R | Fr.

2019 Sun Devil Baseball

TV/RADIO ROSTER



Marc Lidd
INF | R/R | Fr.



Lyle Lin
C | R/R | Jr.




Alec Marsh
RHP | R/R | Jr.



Chaz Montoya
LHP | L/L | Jr.



Keolu Ramos
C | R/R | Jr.



Sam Romero
RHP | R/R | Sr.



Drew Swift
INF | R/R | So.



Eric Tolman
LHP | L/L | Fr.



Spencer Torkelson
INF | R/R | So.



Boyd Vander Kooi
RHP | R/R | So.



Alika Williams
INF | R/R | So.



Gage Workman
INF | S/R | So.

2019 Sun Devil Baseball

POSTSEASON HISTORY

Postseason Summary**

NCAA Appearances...40 | All-Time NCAA Record.....169-78 (.684) | Regional Appearances.....34
Regional Titles.....19 | Record in Regionals.....85-30 (.739) | Record in Super Regionals...11-7
CWS Appearances.....22 | CWS Titles.....5 | CWS Runner-Up Finishes.....5 | Record at CWS..61-38 (.616)

2016

Regional, at Fort Worth, Texas

Gonzaga 5, ASU 1
ASU 4, Oral Roberts 1
ASU 6, Gonzaga 3
TCU 8, ASU 1

2015

Regional, at Fullerton, Calif.

ASU 7, Clemson 4
Cal State Fullerton 3, ASU 2 (14)
Pepperdine 7, ASU 4

2014

Regional, at San Luis Obispo, Calif.

Pepperdine 3, ASU 2
Sacramento State 5, ASU 4

2013

Regional, at Fullerton, Calif.

ASU 4, New Mexico 3
Cal State Fullerton 1, ASU 0
ASU 10, Columbia 5
Cal State Fullerton 6, ASU 1

2011

Regional, at Tempe, Ariz.

ASU 4, New Mexico 2
ASU 16, Charlotte 1
ASU 13, Arkansas 4

Super Regional, at Austin, Texas

ASU 3, Texas 1
Texas 5, ASU 1
Texas 4, ASU 2

2010

Regional, at Tempe, Ariz.

ASU 6, Milwaukee 2
ASU 12, Hawai'i 1
ASU 8, Hawai'i 4

Super Regional, at Tempe, Ariz.

ASU 7, Arkansas 6 (12)
ASU 7, Arkansas 5 (12)

2010 College World Series

Clemson 6, ASU 3
South Carolina 11, ASU 4

2009

Regional, at Tempe, Ariz.

ASU 17, Kent State 6
ASU 4, Oral Roberts 1
ASU 8, Oral Roberts 3

Super Regional, at Tempe, Ariz.

ASU 7, Clemson 4
ASU 8, Clemson 2

2009 College World Series - 3rd Place

ASU 5, North Carolina 2 (10)
Texas 10, ASU 6
ASU 12, North Carolina 5
Texas 4, ASU 3

2008

Regional, at Tempe, Ariz.

ASU 9, Stony Brook 7
ASU 15, Oklahoma 3
ASU 12, Oklahoma 0

Super Regional, at Tempe, Ariz.

ASU 12, Fresno State 4
Fresno State 8, ASU 6
Fresno State 12, ASU 9

2007*

Regional, at Tempe, Ariz.

*ASU 5, Monmouth 3
*ASU 9, UC Riverside 2
*ASU 19, Nebraska 7

Super Regional, at Tempe, Ariz.

*ASU 4, Mississippi 3
*ASU 7, Mississippi 1

2007 College World Series

*ASU 5, UC Irvine 4
Oregon State 12, ASU 6
UC Irvine 8, ASU 7 (10)

2006

Regional, at Houston, Texas

Baylor 3, ASU 2
ASU 13, Prairie View A&M 4
Baylor 7, ASU 2

2005

Regional, at Tempe, Ariz.

ASU 9, East Carolina 6
ASU 11, Coastal Carolina 3
ASU 9, Coastal Carolina 5

Super Regional, at Fullerton, Calif.

Cal State Fullerton 3, ASU 2
ASU 6, Cal State Fullerton 2
ASU 9, Cal State Fullerton 8

2005 College World Series - 3rd Place

Nebraska 5, ASU 3
ASU 4, Tennessee 2
ASU 8, Nebraska 7 (11)
ASU 6, Florida 1
Florida 6, ASU 3

2004

Regional, at Fullerton, Calif.

Pepperdine 15, ASU 5
ASU 6, Minnesota 4
Cal State Fullerton 5, ASU 0

2003

Regional, at Tempe, Ariz.

ASU 14, Central Conn. State 2
ASU 15, New Mexico State 0
ASU 16, UNLV 1

Super Regional, at Fullerton, Calif.

Cal State Fullerton 5, ASU 1
ASU 7, Cal State Fullerton 6
Cal State Fullerton 7, ASU 1

2002

Regional, at Mesa, Ariz.
ASU 6, San Diego 3
Houston 8, ASU 4
ASU 11, San Diego 1
Houston 8, ASU 3

2001

Regional, at Fullerton, Calif.
ASU 11, Texas Tech 3
Cal State Fullerton 13, ASU 3
Texas Tech 9, ASU 8

2000

Regional, at Tempe, Ariz.
ASU 15, Miami (Ohio) 7
ASU 3, Texas 1
Texas 6, ASU 4
Texas 9, ASU 7

1998

Regional, at Wichita, Kansas
ASU 8, Arkansas 4
Oklahoma State 13, ASU 8
ASU 6, Wichita State 4
ASU 13, Oklahoma State 5
ASU 3, Georgia Tech 1

1998 College World Series - 2nd Place

ASU 11, Florida State 10
ASU 9, Miami 2
ASU 14, Long Beach State 4
USC 21, ASU 14

1997

Regional, at Coral Gables, Fla.
ASU 10, Florida International 2
ASU 3, Florida 2
ASU 10, Miami 3
Miami 7, ASU 6
Miami 6, ASU 5

1994

Regional, at Knoxville, Tenn.
ASU 8, Western Carolina 6
ASU 7, Wright State 4
ASU 10, Tennessee 5
ASU 5, Tennessee 4 (10)

1994 College World Series- 3rd Place

ASU 4, Miami 0
Oklahoma 4, ASU 3 (11)
ASU 9, Miami 5
Oklahoma 6, ASU 1

1993

Regional, at Tempe, Ariz.
ASU 13, George Mason 4
ASU 6, Minnesota 5
ASU 9, CS Northridge 0
ASU 12, St. John's 2

1993 College World Series

Wichita State 4, ASU 3 (11)
Oklahoma State 6, ASU 5

1992

Regional, at Wichita, Kan.
CS Northridge 5, ASU 1
Wichita State 3, ASU 1

1990

Regional, at Tempe, Ariz.
ASU 12, Pennsylvania 1
ASU 11, Loyola Marymount 9
Oklahoma State 17, ASU 9
ASU 8, Washington State 6 (10)
Oklahoma State 10, ASU 5

1989

Regional, at Waterbury, Conn.
ASU 5, George Washington 0
ASU 15, Pennsylvania 4
LeMoyne 4, ASU 2
Arkansas 1, ASU 0

1988

Regional, at Tempe, Ariz.
Evansville 1, ASU 0
ASU 13, Oklahoma 6
ASU 27, UNLV 8
ASU 11, Pepperdine 4
ASU 10, Pepperdine 5

1988 College World Series - 2nd Place

ASU 4, California 2
Wichita State 7, ASU 4
ASU 10, Florida 1
ASU 4, Wichita State 3 (10)

ASU 19, Wichita State 1
Stanford 9, ASU 4

1987

Regional, at Tempe, Ariz.
ASU 9, SW Missouri 5
ASU 9, UCLA 3
ASU 4, Pepperdine 2
ASU 14, UCLA 4

1987 College World Series

Oklahoma State 8, ASU 3
Florida State 3, ASU 0

1984

Regional, at Tempe, Ariz.
ASU 8, Washington State 4
ASU 15, Hawaii 11
ASU 5, Stanford 4

1984 College World Series

ASU 9, Miami 6
ASU 23, Oklahoma State 12
Texas 8, ASU 4
Cal State Fullerton 6, ASU 1

1983

Regional, at Tempe, Ariz.
ASU 19, Brigham Young 11
ASU 8, Cal State Fullerton 0
ASU 7, Fresno State 2

1983 College World Series - 3rd Place

Alabama 6, ASU 5 (11)
ASU 7, Maine 0
ASU 6, Oklahoma State 5
Alabama 6, ASU 0

1982

Regional, at Tempe, Ariz.
ASU 6, San Diego State 1
Cal State Fullerton 10, ASU 9
ASU 9, Houston 5
Cal State Fullerton 8, ASU 7

1981

Regional, at Tempe, Ariz.
ASU 9, Gonzaga 6
ASU 18, Cal State Fullerton 9
ASU 12, Cal State Fullerton 7

2019 Sun Devil Baseball

POSTSEASON HISTORY

1981 College World Series - Title #5

ASU 11, Texas 2
ASU 4, Mississippi State 3
Oklahoma State 11, ASU 10
ASU 10, South Carolina 7
ASU 12, Texas 3
ASU 7, Oklahoma State 4

1978

Regional, at Tempe, Ariz.

UNLV 17, ASU 10
ASU 14, Washington State 8
ASU 30, UNLV 5
ASU 17, Gonzaga 1
ASU 11, Gonzaga 4

1978 College World Series - 2nd Place

ASU 13, St. John's 2
ASU 7, Oral Roberts 6
USC 5, ASU 2
ASU 13, Miami 3
USC 10, ASU 3

1977

Regional, at Tempe, Ariz.

ASU 6, Cal State Fullerton 2
ASU 11, Washington State 7
ASU 3, Washington State 2

1977 College World Series - Title #4

ASU 10, Clemson 7
Southern Illinois 3, ASU 2
ASU 8, Minnesota 4
ASU 6, South Carolina 2
ASU 10, Southern Illinois 0
ASU 2, South Carolina 1

1976

Regional, at Tempe, Ariz.

ASU 13, Gonzaga 2
ASU 11, Memphis State 4
ASU 12, Minnesota 5

1976 College World Series - 3rd Place

ASU 7, Arizona 6
Eastern Michigan 2, ASU 1
ASU 9, Wash. St. 3
ASU 7, Maine 0
Arizona 5, ASU 1

1975

Regional, at Tempe, Ariz.

ASU 18, Washington State 2
ASU 20, Puget Sound 3
Washington State 8, ASU 7
ASU 5, Washington State 1

1975 College World Series - 3rd Place

ASU 5, Cal State Fullerton 3
ASU 5, Texas 2
South Carolina 6, ASU 3
ASU 1, Oklahoma 0
South Carolina 4, ASU 1

1973

District 7, at Mesa, Ariz.

ASU 14, Denver 1
ASU 14, Denver 0

1973 College World Series - 2nd Place

ASU 3, Penn State 1
ASU 3, Minnesota 0
USC 3, ASU 1
ASU 6, Texas 5
USC 4, ASU 3

1972

District 7, at Mesa, Ariz.

ASU 8, Weber State 1
ASU 5, Weber State 0

1972 College World Series - 2nd Place

ASU 2, Iowa 1
ASU 1, Oklahoma 0
ASU 3, USC 0
ASU 1, Temple 0
USC 3, ASU 1
USC 1, ASU 0

1969

District 7, at Mesa, Ariz.

ASU 7, Idaho 1
ASU 3, Idaho 2

1969 College World Series - Title #3

Texas 4, ASU 0
ASU 2, UCLA 1
ASU 4, Massachusetts 2
ASU 11, Tulsa 3

ASU 4, NYU 1
ASU 10, Tulsa 1

1967

District 7, at Phoenix, Ariz.

ASU 11, Air Force 0
Air Force 5, ASU 2
ASU 6, Air Force 0

1967 College World Series - Title #2

ASU 7, Oklahoma St. 2
ASU 8, Boston College 1
ASU 5, Stanford 3
Houston 3, ASU 0
ASU 4, Stanford 3
ASU 11, Houston 2

1965

District 7, at Phoenix, Ariz.

ASU 7, Colorado State 2
ASU 12, Colorado State 3

1965 College World Series - Title #1

ASU 14, Lafayette 1
ASU 13, St. Louis 3
ASU 9, Ohio St. 4
ASU 6, St. Louis 2
Ohio St. 7, ASU 3
ASU 2, Ohio St. 1

1964

District 7, at Colorado Springs, Colo.

ASU 6, Air Force 1
ASU 7, Air Force 6

1964 College World Series

Missouri 7, ASU 0
ASU 5, Mississippi 0
Maine 4, ASU 2

2019 Sun Devil Baseball
Individual Game-by-Game for Arizona State (as of May 28, 2019)

#21 Aldrete,Carter - 53 games (All games)

Date	Opponent	Pos	AB	R	H	RBI	2B	3B	HR	BB	SB	CS	HBP	SAC	SF	GDP	K	PO	A	E	Avg
Feb 15	NOTRE DAME	*of	4	1	0	0	0	0	0	1	0	0	0	0	0	0	2	3	0	0	.000
Feb 16	NOTRE DAME	*of/2b	5	3	3	6	0	0	2	1	0	0	0	0	0	0	1	1	1	0	.333
Feb 17	NOTRE DAME	*of/2b	3	1	1	2	0	0	0	1	0	0	0	0	1	0	1	2	0	0	.333
Feb 20	SAN DIEGO	*of	3	1	1	1	0	0	0	0	0	0	0	0	1	0	0	0	0	0	.333
Feb 23	UC DAVIS-1	*of	4	0	0	0	0	0	0	0	0	0	0	0	0	0	1	3	0	0	.263
Feb 23	UC DAVIS-2	*of/2b	5	1	2	0	0	0	0	0	0	0	0	0	0	1	1	0	0	0	.292
Feb 24	UC DAVIS	*of/2b	5	1	1	3	0	0	0	0	0	0	0	0	0	0	0	1	4	0	.276
Feb 26	PEPPERDINE	*of	3	0	1	0	0	0	0	1	0	0	0	0	0	0	1	4	0	0	.281
Mar 01	MICHIGAN STATE	*2b	5	0	0	0	0	0	0	0	0	0	0	0	0	0	0	1	4	0	.243
Mar 02	MICHIGAN STATE	*2b	4	0	1	1	1	0	0	0	0	0	0	0	1	0	1	2	3	0	.244
Mar 03	MICHIGAN STATE	*2b	5	3	3	3	0	0	1	0	0	0	0	0	0	0	0	2	1	0	.283
Mar 05	at Fullerton	*2b	4	1	1	0	1	0	0	1	0	0	0	0	0	1	1	5	4	1	.280
Mar 08	XAVIER	*2b	5	1	3	2	0	0	1	0	0	0	0	0	0	0	1	1	2	0	.309
Mar 09	XAVIER	*2b	3	1	1	1	0	0	0	1	0	0	0	0	0	0	1	1	3	0	.310
Mar 10	XAVIER	*2b	5	0	1	1	0	0	0	0	0	0	0	0	0	0	2	3	2	0	.302
Mar 13	NEW MEXICO STATE	*2b	3	0	0	0	0	0	0	2	0	0	0	0	0	0	2	0	2	0	.288
Mar 15	WASHINGTON STATE	*2b	4	1	1	1	0	0	0	0	0	0	0	0	0	1	0	1	4	0	.286
Mar 16	WASHINGTON STATE	*2b	4	0	0	0	0	0	0	0	0	0	0	0	0	0	2	5	5	0	.270
Mar 17	WASHINGTON STATE	*of	3	0	1	0	0	0	0	0	0	0	1	0	0	0	1	1	0	0	.273
Mar 20	CAL BAPTIST	*of/p	4	1	2	2	1	0	0	1	0	0	0	0	0	0	0	2	0	0	.284
3/22/19	at Oregon	*of	5	1	3	1	1	0	0	0	0	0	0	0	0	1	0	1	1	0	.302
3/23/19	at Oregon	*of/of	5	1	1	1	1	0	0	0	0	0	0	0	0	0	2	5	0	0	.297
Mar 24	at Oregon	*of	5	0	0	0	0	0	0	0	0	0	0	0	0	0	0	4	0	0	.281
Mar 29	ARIZONA	*of	3	2	1	2	1	0	0	1	0	0	0	0	0	0	1	2	0	0	.283
Mar 30	ARIZONA	*of	3	1	2	2	1	0	0	2	0	0	0	0	0	0	0	2	0	0	.294
Mar 31	ARIZONA	*of	2	0	0	0	0	0	0	0	0	0	0	0	0	0	1	0	0	0	.288
Apr 05	at USC	*of	4	1	2	0	1	0	0	0	0	0	0	0	0	0	2	2	1	0	.296
Apr 06	at USC	*of	4	1	1	0	1	0	0	0	0	0	0	0	0	0	2	2	0	0	.295
Apr 07	at USC	*of	4	0	1	1	0	0	0	1	0	0	0	0	0	0	2	4	0	1	.293
04-09-19	at UNLV	*of	4	1	1	1	0	0	0	0	0	0	0	0	0	0	1	2	0	0	.292
Apr 12	OREGON STATE	*of	4	1	2	0	0	0	0	1	0	0	0	0	0	0	1	2	0	0	.298
Apr 13	OREGON STATE	*of	3	0	0	0	0	0	0	1	0	0	0	0	0	0	1	1	0	0	.291
Apr 14	OREGON STATE	*of	4	0	1	1	1	0	0	0	0	0	0	0	0	0	1	1	0	0	.290
Apr 16	SEATTLE U	*of	3	1	1	1	1	0	0	0	0	0	0	0	1	0	1	0	0	0	.291
Apr 18	at Utah	*of	6	1	4	1	1	0	0	0	0	0	0	0	0	0	1	3	0	0	.307
Apr 19	at Utah	*of	5	0	1	1	0	0	0	0	0	0	0	0	0	0	3	0	0	1	.303
Apr 20	at Utah	*of	4	1	1	0	0	0	0	0	0	0	0	0	0	0	0	4	0	0	.302
Apr 23	UNLV	*of	4	0	0	0	0	0	0	0	0	0	0	0	0	0	3	1	0	0	.294
Apr 26	at Washington	*of	3	0	0	0	0	0	0	1	0	0	0	0	0	0	0	1	0	0	.288
Apr 27	at Washington	*of	2	0	1	0	0	0	0	3	0	0	0	0	0	0	1	1	0	0	.291
Apr 28	at Washington	*of	5	1	1	2	0	0	1	0	0	0	0	0	0	0	1	1	0	0	.288
May 03	UCLA	*of	4	0	0	0	0	0	0	0	0	0	0	0	0	1	2	1	0	0	.281
May 04	UCLA	*of	2	0	0	0	0	0	0	0	0	0	0	0	0	0	1	4	0	0	.278
May 05	UCLA	ph/of	1	0	1	1	0	0	0	0	0	0	0	0	0	0	0	2	0	0	.282
May 07	at Arizona	*of	3	0	0	0	0	0	0	0	0	0	0	0	0	0	3	1	0	0	.277
May 10	at Nebraska	*of	2	0	0	0	0	0	0	0	0	0	0	0	0	0	2	1	0	0	.274
May 11	at Nebraska	*of	2	0	1	0	0	0	0	2	0	0	0	0	0	0	1	1	0	0	.277
May 12	at Nebraska	*of	3	1	1	0	0	0	0	1	0	0	0	0	0	0	1	1	0	0	.278
May 17	at California	*of/of	5	2	2	1	1	0	1	0	0	0	0	0	0	0	0	2	0	0	.281
May 19	at California-1	*of/2b	4	1	1	1	0	0	1	0	0	0	0	0	0	0	2	2	0	0	.280
May 23	STANFORD	*of/2b	4	0	1	0	0	0	0	1	0	0	0	0	0	1	1	1	0	0	.280
May 24	STANFORD	*of/2b	3	1	1	1	0	0	1	1	0	0	0	0	0	0	0	3	1	0	.281
May 25	STANFORD	*of	3	1	2	2	0	0	1	0	0	0	0	0	0	0	0	3	0	0	.286
Totals		52gs	199	35	57	43	13	0	9	24	0	0	1	0	4	6	55	99	38	3	.286

On base pct. .360 • Slugging pct. .487

#21 Aldrete,Carter - 1 appearance (All games)

Date	Opponent	GS	IP	H	R	ER	BB	SO	2B	3B	HR	WP	BK	HBP	IBB	Score	W-L	Sv	ERA	NP
Mar 20	CAL BAPTIST		1.0	1	1	1	2	1	0	0	0	0	0	0	0	15-9	0-0	0	9.00	22
Totals		0	1.0	1	1	1	2	1	0	0	0	0	0	0	0	15-9	0-0	0	9.00	-

2019 Sun Devil Baseball
Individual Game-by-Game for Arizona State (as of May 28, 2019)

#28 Austin, Cole - 9 games (All games)

Date	Opponent	Pos	AB	R	H	RBI	2B	3B	HR	BB	SB	CS	HBP	SAC	SF	GDP	K	PO	A	E	Avg
May 07	at Arizona	*dh	5	0	0	0	0	0	0	0	0	0	0	0	0	0	2	0	0	0	.000
May 10	at Nebraska	ph/of	2	1	1	1	0	0	0	0	0	0	0	0	0	0	0	1	0	0	.143
May 11	at Nebraska	*dh	2	0	0	0	0	0	0	1	0	0	0	0	0	0	0	0	0	0	.111
May 12	at Nebraska	of	1	0	1	0	0	0	0	0	0	0	0	0	0	0	0	0	0	0	.200
May 17	at California	*dh	4	0	0	0	0	0	0	1	0	0	0	0	0	0	1	0	0	0	.143
May 19	at California-1	*dh	3	0	1	0	0	0	0	0	0	0	0	0	0	0	2	0	0	0	.176
May 23	STANFORD	ph/dh	2	0	1	1	0	0	0	0	0	0	0	0	1	0	0	0	0	0	.211
May 24	STANFORD	ph/of	1	0	0	0	0	0	0	0	0	0	0	0	0	0	1	1	0	0	.200
May 25	STANFORD	*dh	4	1	1	0	1	0	0	0	0	0	0	0	0	0	2	0	0	0	.208
Totals		5gs	24	2	5	2	1	0	0	2	0	0	0	0	1	0	8	2	0	0	.208

On base pct. .259 • Slugging pct. .250

2019 Sun Devil Baseball
Individual Game-by-Game for Arizona State (as of May 28, 2019)

#4 Bishop,Hunter - 54 games (All games)

Date	Opponent	Pos	AB	R	H	RBI	2B	3B	HR	BB	SB	CS	HBP	SAC	SF	GDP	K	PO	A	E	Avg
Feb 15	NOTRE DAME	*of	4	2	2	0	1	0	0	1	1	0	0	0	0	0	0	0	0	0	.500
Feb 16	NOTRE DAME	*of	5	2	2	2	1	0	0	0	0	0	1	0	0	1	0	5	0	0	.444
Feb 17	NOTRE DAME	*of	5	3	4	3	1	0	1	0	0	0	0	0	0	0	0	2	0	0	.571
Feb 20	SAN DIEGO	*of	4	2	1	0	1	0	0	0	1	0	1	0	0	0	1	3	0	0	.500
Feb 23	UC DAVIS-1	*of	3	0	0	0	0	0	0	1	0	0	0	0	0	0	2	1	0	0	.429
Feb 23	UC DAVIS-2	*of	3	3	1	1	0	0	1	2	0	0	0	0	0	0	1	0	0	0	.417
Feb 24	UC DAVIS	*of	2	1	1	1	0	0	0	2	0	0	0	0	0	0	0	0	0	0	.423
Feb 26	PEPPERDINE	*of	3	1	0	0	0	0	0	1	1	0	0	0	0	0	1	2	0	0	.379
Mar 01	MICHIGAN STATE	*of	4	2	2	4	0	0	2	1	0	0	0	0	0	0	1	3	0	0	.394
Mar 02	MICHIGAN STATE	*of	5	0	1	0	0	0	0	0	0	0	0	0	0	0	1	1	0	0	.368
Mar 03	MICHIGAN STATE	*of	4	2	1	2	0	0	1	2	1	0	0	0	0	0	0	1	0	0	.357
Mar 05	at Fullerton	*of	5	1	2	0	0	1	0	0	0	0	0	0	0	0	3	0	0	0	.362
Mar 08	XAVIER	*of	2	5	2	3	1	0	1	2	1	0	1	0	0	0	0	4	0	0	.388
Mar 09	XAVIER	*of	4	2	2	1	0	0	1	0	0	0	0	0	0	0	0	3	0	0	.396
Mar 10	XAVIER	*of	5	1	3	5	0	0	1	0	1	0	0	0	0	0	0	4	0	0	.414
Mar 13	NEW MEXICO STATE	*of	4	3	4	3	0	0	2	1	1	0	0	0	0	0	0	4	0	0	.452
Mar 15	WASHINGTON STATE	*of	4	0	2	1	0	1	0	0	0	0	0	0	0	1	0	0	0	0	.455
Mar 16	WASHINGTON STATE	*of	3	0	1	2	0	0	0	1	0	1	0	0	0	0	1	1	0	0	.449
Mar 17	WASHINGTON STATE	*of	4	1	1	1	1	0	0	1	1	0	0	0	0	0	0	4	0	0	.438
Mar 20	CAL BAPTIST	*of	4	3	2	4	0	0	2	1	0	0	0	0	0	0	0	2	0	0	.442
3/22/19	at Oregon	*of	4	2	2	2	0	0	2	1	0	0	0	0	0	0	1	3	0	0	.444
3/23/19	at Oregon	*of	5	0	0	0	0	0	0	1	0	0	0	0	0	0	3	0	0	0	.419
Mar 24	at Oregon	*of	3	0	2	1	2	0	0	2	0	1	0	0	0	0	0	2	0	0	.427
Mar 29	ARIZONA	*of	3	2	1	1	0	0	1	2	0	0	0	0	0	0	1	4	0	0	.424
Mar 30	ARIZONA	*of	5	2	2	3	0	0	1	0	1	1	0	0	0	0	3	4	0	0	.423
Mar 31	ARIZONA	*of	2	4	1	0	1	0	0	4	1	0	1	0	0	0	1	5	0	0	.424
Apr 02	LONG BEACH STATE	*of	4	1	1	1	0	0	0	0	0	1	0	0	0	0	2	7	0	1	.417
Apr 05	at USC	*of	4	0	0	0	0	0	0	1	0	1	0	0	0	0	2	3	0	0	.402
Apr 06	at USC	*of	5	0	2	0	0	0	0	0	1	1	0	0	0	0	1	3	0	0	.402
Apr 07	at USC	*of	5	1	2	1	1	0	0	1	0	0	0	0	0	1	1	8	0	0	.402
04-09-19	at UNLV	*of	4	1	2	0	1	1	0	1	0	0	0	0	0	0	0	1	0	0	.405
Apr 12	OREGON STATE	*of	4	0	1	0	0	0	0	1	0	0	0	0	0	0	1	5	0	0	.400
Apr 13	OREGON STATE	*of	4	1	1	1	0	0	1	0	0	0	0	0	0	0	0	3	0	0	.395
Apr 14	OREGON STATE	*of	4	1	1	0	0	0	0	0	0	0	0	0	0	1	2	5	0	0	.391
Apr 16	SEATTLE U	*of	4	1	2	2	0	0	0	1	0	0	0	0	0	0	0	1	0	0	.394
Apr 18	at Utah	*of	6	1	1	0	0	0	0	1	0	0	0	0	0	0	2	1	0	0	.385
Apr 19	at Utah	*of	4	0	1	0	1	0	0	1	0	1	0	0	0	0	1	3	1	0	.381
Apr 20	at Utah	*of	3	0	1	0	0	0	0	1	0	0	0	0	0	0	2	3	0	0	.380
Apr 23	UNLV	*of	2	1	1	2	0	1	0	2	0	0	1	0	0	0	1	3	0	0	.382
Apr 26	at Washington	*of	5	0	0	0	0	0	0	0	0	0	0	0	0	0	3	3	0	0	.369
Apr 27	at Washington	*of/of	6	0	1	1	1	0	0	1	0	0	0	0	0	0	2	3	0	0	.362
Apr 28	at Washington	*of	5	3	3	3	0	0	1	0	0	0	0	0	0	0	1	1	0	0	.369
May 03	UCLA	*of	3	0	0	0	0	0	0	1	0	0	0	0	0	0	2	2	0	0	.363
May 04	UCLA	*of	4	0	0	0	0	0	0	0	0	0	0	0	0	0	2	2	0	0	.354
May 05	UCLA	*of	3	2	1	4	0	0	1	1	0	0	0	0	0	0	1	3	0	0	.354
May 07	at Arizona	*of	4	3	2	3	0	0	2	0	0	0	1	0	0	0	2	3	0	0	.357
May 10	at Nebraska	*of	6	3	4	2	0	0	1	0	0	0	0	0	0	0	2	0	0	0	.367
May 11	at Nebraska	*of	4	0	1	0	0	0	0	0	0	0	0	0	0	0	3	5	0	0	.365
May 12	at Nebraska	*of	2	0	1	1	0	0	0	2	0	1	0	0	0	0	0	1	0	0	.366
May 17	at California	*of	5	0	1	0	1	0	0	0	0	0	0	0	0	0	3	2	0	0	.362
May 19	at California-1	*of	3	0	0	0	0	0	0	1	0	0	0	0	0	0	0	1	0	0	.356
May 23	STANFORD	*of	3	1	1	0	1	0	0	1	0	0	1	0	0	0	2	4	0	0	.356
May 24	STANFORD	*of	4	0	1	0	0	0	0	0	0	0	0	0	0	0	0	0	0	0	.354
May 25	STANFORD	*of	4	0	0	0	0	0	0	0	0	0	0	0	0	0	0	4	0	0	.347
Totals		54gs	213	64	74	61	15	4	22	43	11	7	8	0	0	4	58	138	1	1	.347

On base pct. .473 • Slugging pct. .765

2019 Sun Devil Baseball
Individual Game-by-Game for Arizona State (as of May 28, 2019)

#24 Burzell,Blake - 8 games (All games)

Date	Opponent	Pos	AB	R	H	RBI	2B	3B	HR	BB	SB	CS	HBP	SAC	SF	GDP	K	PO	A	E	Avg
Feb 16	NOTRE DAME	p	0	0	0	0	0	0	0	0	0	0	0	0	0	0	0	1	1	0	.000
Mar 17	WASHINGTON STATE	p	0	0	0	0	0	0	0	0	0	0	0	0	0	0	0	0	1	0	.000
Mar 31	ARIZONA	p	0	0	0	0	0	0	0	0	0	0	0	0	0	0	0	0	0	1	.000
Apr 02	LONG BEACH STATE	p	0	0	0	0	0	0	0	0	0	0	0	0	0	0	0	0	1	0	.000
Apr 28	at Washington	p	0	0	0	0	0	0	0	0	0	0	0	0	0	0	0	1	0	0	.000
May 05	UCLA	p	0	0	0	0	0	0	0	0	0	0	0	0	0	0	0	0	0	1	.000
May 19	at California-1	p	0	0	0	0	0	0	0	0	0	0	0	0	0	0	0	0	1	0	.000
May 23	STANFORD	p	0	0	0	0	0	0	0	0	0	0	0	0	0	0	0	0	1	0	.000
Totals		ogs	0	0	0	0	0	0	0	0	0	0	0	0	0	0	0	2	5	2	.000

On base pct. .000 • Slugging pct. .000

#24 Burzell,Blake - 28 appearances (All games)

Date	Opponent	GS	IP	H	R	ER	BB	SO	2B	3B	HR	WP	BK	HBP	IBB	Score	W-L	Sv	ERA	NP
Feb 16	NOTRE DAME		2.0	1	0	0	1	2	0	0	0	0	0	0	0	20-7	1-0	0	0.00	32
Feb 17	NOTRE DAME		0.2	1	0	0	0	0	0	0	0	0	0	0	0	16-5	1-0	0	0.00	10
Feb 23	UC DAVIS-2		1.0	0	0	0	0	0	0	0	0	0	0	1	0	13-3	1-0	0	0.00	10
Feb 26	PEPPERDINE		1.2	0	0	0	0	1	0	0	0	0	0	0	0	4-3	1-0	1	0.00	29
Mar 02	MICHIGAN STATE		2.0	0	0	0	0	4	0	0	0	0	0	0	0	8-5	1-0	1	0.00	38
Mar 05	at Fullerton		0.1	0	3	2	1	1	0	0	0	0	0	1	0	6-4	1-0	1	2.35	16
Mar 10	XAVIER		1.0	3	3	3	1	0	1	0	0	0	0	0	0	11-6	1-0	1	5.19	19
Mar 13	NEW MEXICO STATE		0.2	1	0	0	0	0	0	0	0	0	0	0	0	7-3	1-0	1	4.82	12
Mar 17	WASHINGTON STATE		0.2	1	2	2	1	0	0	0	0	1	0	2	0	6-5	1-0	1	6.30	17
Mar 20	CAL BAPTIST		1.0	1	1	1	0	3	0	0	1	0	0	0	0	15-9	1-0	1	6.55	13
3/23/19	at Oregon		0.2	1	0	0	0	1	0	0	0	0	0	1	0	4-5	1-0	1	6.17	13
Mar 31	ARIZONA		1.2	2	2	0	0	3	1	0	0	0	0	0	0	17-16	1-0	1	5.40	31
Apr 02	LONG BEACH STATE		1.1	3	3	3	2	1	1	0	0	2	0	1	0	9-14	1-0	1	6.75	39
Apr 05	at USC		0.2	2	1	1	0	1	1	0	0	0	0	0	0	6-10	1-0	1	7.04	8
Apr 07	at USC		0.2	3	1	1	0	0	0	0	0	0	0	0	0	11-8	1-0	1	7.31	13
Apr 13	OREGON STATE		0.2	0	0	0	0	1	0	0	0	0	0	0	0	4-6	1-0	1	7.02	5
Apr 14	OREGON STATE		0.0	0	1	1	1	0	0	0	0	0	0	0	0	3-4	1-0	1	7.56	4
Apr 18	at Utah		2.1	1	0	0	2	2	0	0	0	0	1	0	1	11-6	2-0	1	6.63	41
Apr 23	UNLV		1.2	2	0	0	0	0	0	0	0	0	0	0	0	9-2	3-0	1	6.10	23
Apr 26	at Washington		1.0	2	0	0	1	1	1	0	0	0	0	0	0	6-10	3-0	1	5.82	23
Apr 28	at Washington		2.0	2	1	1	1	0	0	0	1	0	0	0	0	11-6	3-0	1	5.70	37
May 05	UCLA		3.0	2	2	0	2	0	0	1	0	0	0	0	0	8-7	4-0	1	5.06	35
May 07	at Arizona		3.0	1	0	0	0	4	0	0	0	0	0	0	0	10-7	5-0	1	4.55	38
May 12	at Nebraska		2.1	1	0	0	0	5	0	0	0	0	0	0	0	5-8	5-0	1	4.22	36
May 17	at California		1.0	0	0	0	0	1	0	0	0	0	0	0	0	6-5	5-0	1	4.09	8
May 19	at California-1		2.0	0	0	0	0	1	0	0	0	0	0	0	0	2-3	5-0	1	3.86	17
May 23	STANFORD		2.0	3	1	1	1	2	1	0	1	0	0	1	0	6-5	5-0	1	3.89	36
May 25	STANFORD		1.2	1	2	2	0	1	0	0	0	0	0	1	0	2-3	5-0	1	4.19	14
Totals		0	38.2	34	23	18	14	35	6	1	3	3	1	8	1	236-175	5-0	1	4.19	-

#35 Cacchione,Dom - 2 games (All games)

Date	Opponent	Pos	AB	R	H	RBI	2B	3B	HR	BB	SB	CS	HBP	SAC	SF	GDP	K	PO	A	E	Avg
Feb 20	SAN DIEGO	p	0	0	0	0	0	0	0	0	0	0	0	0	0	0	0	0	0	1	.000
Mar 20	CAL BAPTIST	p	0	0	0	0	0	0	0	0	0	0	0	0	0	0	0	1	0	0	.000
Totals		ogs	0	0	0	0	0	0	0	0	0	0	0	0	0	0	0	1	0	1	.000

On base pct. .000 • Slugging pct. .000

2019 Sun Devil Baseball
Individual Game-by-Game for Arizona State (as of May 28, 2019)

#35 Cacchione, Dom - 9 appearances (All games)

Date	Opponent	GS	IP	H	R	ER	BB	SO	2B	3B	HR	WP	BK	HBP	IBB	Score	W-L	Sv	ERA	NP
Feb 16	NOTRE DAME		0.2	0	0	0	0	0	0	0	0	0	0	0	0	20-7	0-0	0	0.00	6
Feb 20	SAN DIEGO		2.2	3	2	1	1	2	1	0	0	0	0	0	0	12-2	0-0	0	2.70	39
Feb 24	UC DAVIS		2.0	2	1	0	0	2	0	0	0	0	0	1	0	17-2	0-0	0	1.69	29
Mar 03	MICHIGAN STATE		1.0	0	0	0	0	1	0	0	0	0	0	0	0	13-2	0-0	0	1.42	10
Mar 08	XAVIER		1.0	0	0	0	2	1	0	0	0	0	0	1	0	12-0	0-0	0	1.23	26
Mar 20	CAL BAPTIST		0.1	0	0	0	0	0	0	0	0	0	0	0	0	15-9	0-0	0	1.17	3
3/22/19	at Oregon		2.0	3	2	2	1	3	1	0	0	1	0	1	0	12-2	0-0	0	2.79	38
Apr 02	LONG BEACH STATE	*	0.1	2	4	4	2	0	1	0	0	0	0	0	0	9-14	0-1	0	6.30	15
May 04	UCLA		0.0	4	6	6	1	0	2	0	2	0	0	1	0	3-18	0-1	0	11.70	12
Totals		1	10.0	14	15	13	7	9	5	0	2	1	0	4	0	113-56	0-1	0	11.70	-

#40 Cheema, Nick - 9 games (All games)

Date	Opponent	Pos	AB	R	H	RBI	2B	3B	HR	BB	SB	CS	HBP	SAC	SF	GDP	K	PO	A	E	Avg
Feb 17	NOTRE DAME	ph/c	1	0	0	0	0	0	0	0	0	0	0	0	0	0	1	3	0	0	.000
Feb 23	UC DAVIS-2	ph	1	0	0	0	0	0	0	0	0	0	0	0	0	0	1	0	0	0	.000
Feb 24	UC DAVIS	ph	1	0	1	0	0	0	0	0	0	0	0	0	0	0	0	0	0	0	.333
Mar 03	MICHIGAN STATE	ph/c	1	0	0	0	0	0	0	0	0	0	0	0	0	0	1	1	0	0	.250
Mar 08	XAVIER	ph	1	0	0	0	0	0	0	0	0	0	0	0	0	0	0	0	0	0	.200
Mar 20	CAL BAPTIST	c	2	0	1	0	0	0	0	0	0	0	0	0	0	0	0	4	1	0	.286
Apr 16	SEATTLE U	ph	0	0	0	0	0	0	0	0	0	0	1	0	0	0	0	0	0	0	.286
May 03	UCLA	c	0	0	0	0	0	0	0	0	0	0	0	0	0	0	0	2	0	0	.286
May 10	at Nebraska	c	1	0	0	0	0	0	0	0	0	0	0	0	0	0	0	2	0	0	.250
Totals		0gs	8	0	2	0	0	0	0	0	0	0	1	0	0	0	3	12	1	0	.250

On base pct. .333 • Slugging pct. .250

#30 Corrigan, Brady - 5 games (All games)

Date	Opponent	Pos	AB	R	H	RBI	2B	3B	HR	BB	SB	CS	HBP	SAC	SF	GDP	K	PO	A	E	Avg
Mar 10	XAVIER	p	0	0	0	0	0	0	0	0	0	0	0	0	0	0	0	1	0	0	.000
Mar 13	NEW MEXICO STATE	p	0	0	0	0	0	0	0	0	0	0	0	0	0	0	0	1	0	0	.000
Mar 16	WASHINGTON STATE	p	0	0	0	0	0	0	0	0	0	0	0	0	0	0	0	1	0	0	.000
Apr 16	SEATTLE U	*p	0	0	0	0	0	0	0	0	0	0	0	0	0	0	0	2	0	0	.000
Apr 27	at Washington	p	0	0	0	0	0	0	0	0	0	0	0	0	0	0	0	1	0	0	.000
Totals		1gs	0	0	0	0	0	0	0	0	0	0	0	0	0	0	0	4	2	0	.000

On base pct. .000 • Slugging pct. .000

2019 Sun Devil Baseball
Individual Game-by-Game for Arizona State (as of May 28, 2019)

#30 Corrigan,Brady - 28 appearances (All games)

Date	Opponent	GS	IP	H	R	ER	BB	SO	2B	3B	HR	WP	BK	HBP	IBB	Score	W-L	Sv	ERA	NP
Feb 15	NOTRE DAME		0.2	0	0	0	1	1	0	0	0	0	0	0	0	10-1	0-0	0	0.00	16
Feb 17	NOTRE DAME		1.0	1	0	0	0	1	0	0	0	0	0	0	0	16-5	0-0	0	0.00	15
Feb 20	SAN DIEGO		2.2	1	0	0	0	3	0	0	0	1	0	0	0	12-2	0-0	0	0.00	33
Feb 26	PEPPERDINE		2.0	3	1	1	0	2	1	0	0	0	0	0	0	4-3	1-0	0	1.42	30
Mar 02	MICHIGAN STATE		1.0	1	1	1	1	2	0	0	0	0	0	0	0	8-5	1-0	0	2.45	17
Mar 05	at Fullerton		2.2	1	0	0	2	6	0	0	0	0	0	0	0	6-4	2-0	0	1.80	46
Mar 10	XAVIER		1.1	1	0	0	2	3	0	0	0	0	0	0	0	11-6	2-0	0	1.59	34
Mar 13	NEW MEXICO STATE		1.1	2	2	2	2	2	0	0	0	0	0	0	0	7-3	2-0	0	2.84	34
Mar 16	WASHINGTON STATE		1.2	3	2	1	0	0	2	0	0	0	0	0	0	8-7	2-0	0	3.14	34
Mar 17	WASHINGTON STATE		2.0	3	0	0	0	3	1	0	0	0	0	1	0	6-5	2-0	0	2.76	32
Mar 20	CAL BAPTIST		0.2	1	0	0	0	0	0	0	0	0	0	0	0	15-9	2-0	0	2.65	12
3/23/19	at Oregon		2.2	1	1	1	2	4	0	0	1	0	0	1	0	4-5	2-1	0	2.75	61
Mar 29	ARIZONA		2.1	1	0	0	1	3	0	1	0	0	0	0	0	8-2	2-1	1	2.45	45
Mar 31	ARIZONA		0.1	1	2	2	1	0	0	0	0	0	0	0	0	17-16	2-1	1	3.22	13
Apr 07	at USC		4.1	6	5	5	3	1	2	0	1	0	0	1	0	11-8	3-1	1	4.39	81
Apr 13	OREGON STATE		1.2	4	2	2	1	4	1	0	0	0	0	0	0	4-6	3-2	1	4.76	48
Apr 16	SEATTLE U	*	3.0	4	3	3	3	5	2	0	0	0	0	2	0	12-5	3-2	1	5.17	71
Apr 18	at Utah		0.1	1	2	2	2	0	1	0	0	0	0	0	0	11-6	3-2	1	5.68	13
Apr 23	UNLV		1.1	0	0	0	0	2	0	0	0	0	0	0	0	9-2	3-2	1	5.45	16
Apr 27	at Washington		4.2	7	4	4	1	6	2	0	0	0	0	1	0	9-10	3-3	1	5.73	81
May 03	UCLA		1.1	1	0	0	0	2	0	0	0	0	0	0	0	2-3	3-3	1	5.54	22
May 05	UCLA		2.2	2	0	0	2	0	0	0	0	0	0	0	0	8-7	3-3	1	5.18	32
May 07	at Arizona		0.1	0	0	0	0	0	0	0	0	0	0	0	0	10-7	3-3	1	5.14	4
May 11	at Nebraska		1.0	0	0	0	0	3	0	0	0	0	0	0	0	1-2	3-3	1	5.02	17
May 12	at Nebraska		0.1	2	2	2	2	1	0	0	1	2	0	0	0	5-8	3-3	1	5.40	26
May 17	at California		1.0	0	0	0	0	3	0	0	0	0	0	0	0	6-5	3-3	2	5.28	14
May 19	at California-1		0.0	0	0	0	2	0	0	0	0	0	0	0	0	2-3	3-3	2	5.28	12
May 24	STANFORD	*	5.2	4	3	3	0	8	0	0	1	1	0	0	0	4-6	3-4	2	5.22	72
Totals		2	50.0	51	30	29	28	65	12	1	4	4	0	6	0	226-151	3-4	2	5.22	-

#11 Dabovich,RJ - 4 games (All games)

Date	Opponent	Pos	AB	R	H	RBI	2B	3B	HR	BB	SB	CS	HBP	SAC	SF	GDP	K	PO	A	E	Avg
Feb 17	NOTRE DAME	*p	0	0	0	0	0	0	0	0	0	0	0	0	0	0	0	0	1	0	.000
Feb 24	UC DAVIS	*p	1	0	0	0	0	0	0	0	0	0	0	0	0	0	0	1	1	2	.000
Mar 03	MICHIGAN STATE	*p	0	0	0	0	0	0	0	0	0	0	0	0	0	0	0	0	1	0	.000
Mar 10	XAVIER	*p	0	0	0	0	0	0	0	0	0	0	0	0	0	0	0	1	1	0	.000
Totals		4gs	1	0	0	0	0	0	0	0	0	0	0	0	0	0	1	2	5	0	.000

On base pct. .000 • Slugging pct. .000

#11 Dabovich,RJ - 15 appearances (All games)

Date	Opponent	GS	IP	H	R	ER	BB	SO	2B	3B	HR	WP	BK	HBP	IBB	Score	W-L	Sv	ERA	NP
Feb 17	NOTRE DAME	*	5.0	4	3	3	5	4	1	0	0	0	0	0	0	16-5	1-0	0	5.40	88
Feb 24	UC DAVIS	*	7.0	4	1	1	1	3	1	0	1	0	0	1	0	17-2	2-0	0	3.00	78
Mar 03	MICHIGAN STATE	*	6.0	4	1	1	2	5	0	0	0	1	0	0	0	13-2	3-0	0	2.50	74
Mar 10	XAVIER	*	6.1	5	3	1	3	6	2	0	1	0	0	0	0	11-6	4-0	0	2.22	90
Mar 17	WASHINGTON STATE	*	3.2	6	3	2	1	3	1	0	0	1	0	1	0	6-5	4-0	0	2.57	86
Mar 24	at Oregon	*	5.1	4	3	3	4	4	1	0	0	0	1	1	0	7-3	5-0	0	2.97	104
Mar 31	ARIZONA	*	2.0	7	7	6	2	5	2	0	1	1	0	0	0	17-16	5-0	0	4.33	57
Apr 07	at USC	*	2.1	4	2	1	0	1	0	1	1	0	0	1	0	11-8	5-0	0	4.30	35
Apr 28	at Washington		1.1	0	0	0	0	3	0	0	0	0	0	0	0	11-6	5-0	1	4.15	15
May 05	UCLA		1.0	0	0	0	1	0	0	0	0	0	0	0	0	8-7	5-0	2	4.05	12
May 07	at Arizona		1.0	0	0	0	0	2	0	0	0	0	0	0	0	10-7	5-0	3	3.95	13
May 12	at Nebraska		1.0	2	1	1	1	1	1	0	0	0	0	0	1	5-8	5-0	3	4.07	17
May 17	at California		3.0	5	1	1	1	2	0	0	1	1	0	0	0	6-5	6-0	3	4.00	50
May 24	STANFORD		1.0	3	2	2	0	1	2	0	0	0	0	0	0	4-6	6-0	3	4.30	16
May 25	STANFORD		0.1	1	1	1	0	1	0	0	1	0	0	0	0	2-3	6-1	3	4.47	7
Totals		8	46.1	49	28	23	21	41	11	1	6	4	1	4	1	144-89	6-1	3	4.47	-

2019 Sun Devil Baseball
Individual Game-by-Game for Arizona State (as of May 28, 2019)

#22 Davis,Colby - 1 game (All games)

Date	Opponent	Pos	AB	R	H	RBI	2B	3B	HR	BB	SB	CS	HBP	SAC	SF	GDP	K	PO	A	E	Avg
Apr 02	LONG BEACH STATE	p	0	0	0	0	0	0	0	0	0	0	0	0	0	0	0	1	0	0	.000
Totals		0gs	0	0	0	0	0	0	0	0	0	0	0	0	0	0	0	1	0	0	.000

On base pct. .000 • Slugging pct. .000

#22 Davis,Colby - 3 appearances (All games)

Date	Opponent	GS	IP	H	R	ER	BB	SO	2B	3B	HR	WP	BK	HBP	IBB	Score	W-L	Sv	ERA	NP
Mar 20	CAL BAPTIST		0.2	4	3	3	1	1	1	0	0	0	0	0	0	15-9	0-0	0	40.50	25
Mar 31	ARIZONA		0.1	0	0	0	0	1	0	0	0	0	0	0	0	17-16	0-0	0	27.00	8
Apr 02	LONG BEACH STATE		1.2	5	5	2	2	0	2	0	0	0	0	0	0	9-14	0-0	0	16.88	43
Totals		0	2.2	9	8	5	3	2	3	0	0	0	0	0	0	41-39	0-0	0	16.88	-

#17 Denson,Myles - 38 games (All games)

Date	Opponent	Pos	AB	R	H	RBI	2B	3B	HR	BB	SB	CS	HBP	SAC	SF	GDP	K	PO	A	E	Avg
Feb 15	NOTRE DAME	ph/of	1	0	0	0	0	0	0	0	0	0	0	0	0	0	0	0	0	0	.000
Feb 16	NOTRE DAME	ph/dh	0	1	0	0	0	0	0	1	0	0	0	0	0	0	0	0	0	0	.000
Feb 17	NOTRE DAME	ph	1	0	1	1	0	0	0	0	0	0	0	0	0	0	0	0	0	0	.500
Feb 20	SAN DIEGO	ph	1	0	1	0	0	0	0	0	0	0	0	0	0	0	0	0	0	0	.667
Feb 23	UC DAVIS-2	*dh	5	1	3	3	1	0	0	0	0	0	0	0	0	0	1	0	0	0	.625
Feb 24	UC DAVIS	ph/of	2	1	1	0	0	1	0	0	0	0	0	0	0	1	0	1	0	0	.600
Mar 01	MICHIGAN STATE	*of	4	1	2	1	1	1	0	0	0	0	0	0	0	0	0	0	0	0	.571
Mar 02	MICHIGAN STATE	*of	5	1	1	0	0	0	0	0	0	0	0	0	0	0	0	2	1	0	.474
Mar 03	MICHIGAN STATE	*of	5	0	3	1	0	0	0	0	0	0	0	0	0	0	0	1	0	0	.500
Mar 05	at Fullerton	*of	3	0	0	0	0	0	0	0	0	0	0	1	0	0	1	3	0	0	.444
Mar 08	XAVIER	*of	3	0	0	0	0	0	0	0	0	0	0	0	0	0	0	3	0	0	.400
Mar 09	XAVIER	*of	3	0	0	0	0	0	0	1	0	0	0	0	0	0	1	1	0	0	.364
Mar 13	NEW MEXICO STATE	*of	4	0	1	0	0	0	0	0	0	0	0	0	0	0	1	2	0	0	.351
Mar 15	WASHINGTON STATE	*of	4	0	3	0	1	0	0	0	0	0	0	0	0	0	1	0	0	0	.390
Mar 16	WASHINGTON STATE	*of	3	0	1	0	0	0	0	0	0	0	0	0	0	0	0	2	0	0	.386
Mar 17	WASHINGTON STATE	*dh	4	0	0	0	0	0	0	0	0	0	0	0	0	0	2	0	0	0	.354
Mar 20	CAL BAPTIST	of	1	0	0	0	0	0	0	0	0	0	0	0	0	0	0	3	0	0	.347
3/22/19	at Oregon	ph	1	0	0	0	0	0	0	0	0	0	0	0	0	0	0	0	0	0	.340
Mar 30	ARIZONA	*dh	1	0	0	1	0	0	0	2	0	0	0	0	0	0	0	0	0	0	.333
Mar 31	ARIZONA	*dh	3	2	1	0	0	0	0	3	0	0	0	0	0	0	0	0	0	0	.333
Apr 02	LONG BEACH STATE	ph	1	0	0	0	0	0	0	0	0	0	0	0	0	0	1	0	0	0	.327
Apr 05	at USC	ph	1	1	1	0	0	0	0	0	0	0	0	0	0	0	0	0	0	0	.339
Apr 06	at USC	ph	1	0	0	0	0	0	0	0	0	0	0	0	0	0	0	0	0	0	.333
Apr 07	at USC	*dh	5	1	1	0	0	0	0	0	0	0	0	0	0	0	2	0	0	0	.323
04-09-19	at UNLV	*dh	3	2	2	1	1	1	0	1	0	0	0	0	0	0	0	0	0	0	.338
Apr 12	OREGON STATE	dh	1	0	0	0	0	0	0	0	0	0	0	0	0	0	0	0	0	0	.333
Apr 13	OREGON STATE	*dh	3	0	0	0	0	0	0	1	0	0	0	0	0	0	1	0	0	0	.319
Apr 16	SEATTLE U	of	0	0	0	0	0	0	0	0	0	0	0	0	0	0	0	0	0	0	.319
Apr 20	at Utah	ph	1	0	0	0	0	0	0	0	0	0	0	0	0	0	1	0	0	0	.314
Apr 26	at Washington	ph/dh	1	0	0	0	0	0	0	0	0	0	0	0	0	0	0	0	0	0	.310
Apr 28	at Washington	*dh	2	0	0	0	0	0	0	0	0	0	0	0	0	0	2	0	0	0	.301
May 04	UCLA	ph/of	2	0	0	0	0	0	0	0	0	0	0	0	0	0	0	0	0	0	.293
May 05	UCLA	*of	3	0	0	0	0	0	0	0	0	0	0	0	0	0	1	2	0	0	.282
May 07	at Arizona	ph/of	1	0	1	1	0	0	0	0	0	0	0	1	0	0	0	1	0	0	.291
May 10	at Nebraska	of	1	0	1	0	1	0	0	0	0	0	0	0	0	0	0	1	0	0	.300
May 11	at Nebraska	ph	1	0	0	0	0	0	0	0	0	0	0	0	0	0	0	0	0	0	.296
May 12	at Nebraska	ph	1	0	0	0	0	0	0	0	0	0	0	0	0	0	0	0	0	0	.293
May 23	STANFORD	ph	0	0	0	1	0	0	0	0	0	0	0	0	1	0	0	0	0	0	.293
Totals		18gs	82	11	24	10	5	3	0	9	0	0	0	2	1	1	15	22	1	0	.293

On base pct. .359 • Slugging pct. .427

#17 Denson,Myles - 1 appearance (All games)

Date	Opponent	GS	IP	H	R	ER	BB	SO	2B	3B	HR	WP	BK	HBP	IBB	Score	W-L	Sv	ERA	NP
May 04	UCLA		1.0	1	0	0	0	1	0	0	0	0	0	0	0	3-18	0-0	0	0.00	11
Totals		0	1.0	1	0	0	0	1	0	0	0	0	0	0	0	3-18	0-0	0	0.00	-

2019 Sun Devil Baseball
Individual Game-by-Game for Arizona State (as of May 28, 2019)

#9 Ferri,Sam - 44 games (All games)

Date	Opponent	Pos	AB	R	H	RBI	2B	3B	HR	BB	SB	CS	HBP	SAC	SF	GDP	K	PO	A	E	Avg
Feb 15	NOTRE DAME	*c	4	1	2	3	1	0	0	0	0	0	0	0	0	0	1	13	1	0	.500
Feb 16	NOTRE DAME	*c	3	0	0	0	0	0	0	1	0	0	0	0	0	0	3	5	1	0	.286
Feb 17	NOTRE DAME	*c	3	1	0	0	0	0	0	0	0	0	0	1	0	0	0	5	1	0	.200
Feb 20	SAN DIEGO	*c	3	2	1	2	0	0	0	0	0	0	1	0	0	0	0	4	2	0	.231
Feb 23	UC DAVIS-1	*c	3	0	2	0	0	0	0	0	0	0	0	0	0	0	0	6	1	0	.312
Feb 24	UC DAVIS	*c	1	2	0	0	0	0	0	1	0	0	1	0	0	0	0	2	0	0	.294
Feb 26	PEPPERDINE	*c	3	1	1	0	1	0	0	0	0	0	0	0	0	0	1	5	0	1	.300
Mar 01	MICHIGAN STATE	*c	4	2	2	1	0	0	0	0	0	0	0	0	0	0	1	6	1	0	.333
Mar 02	MICHIGAN STATE	*c	5	3	2	0	0	0	0	0	0	0	0	0	0	0	1	12	3	0	.345
Mar 05	at Fullerton	*c	4	0	0	1	0	0	0	0	0	0	0	0	0	0	0	11	1	0	.303
Mar 08	XAVIER	*c	3	0	2	1	1	0	0	0	0	0	0	0	0	0	1	6	0	0	.333
Mar 09	XAVIER	*c	3	1	1	0	1	0	0	1	0	0	0	0	0	0	0	9	0	0	.333
Mar 13	NEW MEXICO STATE	*c	4	0	1	1	0	1	0	0	0	0	0	0	0	0	1	12	0	0	.326
Mar 15	WASHINGTON STATE	*c	3	0	0	0	0	0	0	0	0	0	0	0	0	0	0	3	2	0	.304
Mar 16	WASHINGTON STATE	*c	4	2	2	2	0	0	1	0	0	0	0	0	0	0	0	4	3	0	.320
Mar 17	WASHINGTON STATE	c	0	0	0	0	0	0	0	0	0	0	0	0	0	0	0	3	0	0	.320
Mar 20	CAL BAPTIST	*c	3	0	0	0	0	0	0	0	0	0	0	0	0	0	0	5	0	0	.302
3/22/19	at Oregon	*c	4	0	2	2	1	0	0	0	0	0	0	0	0	0	1	5	1	0	.316
3/23/19	at Oregon	*c	5	1	1	0	0	0	0	0	0	0	0	0	0	0	3	11	3	0	.306
Mar 24	at Oregon	*c	4	1	1	1	1	0	0	0	0	0	0	0	0	0	1	7	1	0	.303
Mar 29	ARIZONA	*c	4	0	0	0	0	0	0	0	0	0	0	0	0	0	0	8	1	0	.286
Mar 30	ARIZONA	*c	4	0	1	1	0	0	0	0	0	0	0	0	0	0	0	7	1	0	.284
Mar 31	ARIZONA	c	2	1	1	2	0	0	0	2	0	0	0	0	0	0	0	4	0	0	.289
Apr 02	LONG BEACH STATE	*c	3	1	1	1	0	0	1	0	0	0	0	0	0	0	0	3	0	0	.291
Apr 05	at USC	*c	3	0	0	0	0	0	0	0	0	0	0	0	0	0	0	4	1	2	.280
Apr 06	at USC	*c	3	0	1	0	0	0	0	0	0	0	0	0	0	0	0	2	0	0	.282
Apr 07	at USC	c	0	0	0	0	0	0	0	0	0	0	0	0	0	0	0	2	0	0	.282
04-09-19	at UNLV	c	0	0	0	0	0	0	0	0	0	0	0	0	0	0	0	1	0	0	.282
Apr 12	OREGON STATE	*c	4	1	1	0	0	0	0	0	0	0	0	0	0	0	2	8	1	0	.281
Apr 13	OREGON STATE	*c	3	0	0	0	0	0	0	0	0	0	0	0	0	0	2	10	1	0	.272
Apr 14	OREGON STATE	*c	1	0	0	0	0	0	0	0	0	0	0	0	0	0	1	4	0	0	.269
Apr 18	at Utah	*c	6	1	1	2	1	0	0	0	0	0	0	0	0	1	1	11	0	1	.263
Apr 19	at Utah	c	0	0	0	0	0	0	0	0	0	0	0	0	0	0	0	1	0	0	.263
Apr 20	at Utah	*c	2	0	0	0	0	0	0	0	0	0	0	0	0	0	0	4	0	0	.257
Apr 23	UNLV	*c	3	0	0	0	0	0	0	0	0	0	0	0	0	0	0	7	0	0	.250
Apr 26	at Washington	*c	1	0	0	1	0	0	0	0	0	0	0	0	0	0	0	3	1	0	.248
Apr 27	at Washington	*c	2	0	1	0	0	0	0	0	0	0	0	1	0	0	0	9	1	0	.252
May 03	UCLA	*c	3	0	1	0	0	0	0	0	0	0	0	0	0	0	1	7	0	0	.255
May 04	UCLA	*c	2	0	0	0	0	0	0	0	0	0	0	0	0	0	0	4	1	0	.250
May 05	UCLA	*c	3	0	0	0	0	0	0	1	0	0	0	0	0	0	1	1	1	0	.243
May 10	at Nebraska	*c	3	1	2	2	0	0	0	1	0	0	0	0	0	0	0	9	1	0	.254
May 12	at Nebraska	*c	2	0	0	0	0	0	0	0	0	0	0	0	0	0	2	9	0	0	.250
May 24	STANFORD	*c	3	0	1	0	0	0	0	0	0	0	0	0	0	0	1	10	1	0	.252
May 25	STANFORD	c	1	0	0	0	0	0	0	0	0	0	0	0	0	0	0	2	0	0	.250
Totals		38qs	124	22	31	23	7	1	2	7	0	0	2	2	0	1	25	264	32	4	.250

On base pct. .301 • Slugging pct. .371

2019 Sun Devil Baseball
Individual Game-by-Game for Arizona State (as of May 28, 2019)

#10 Garcia,Dusty - 33 games (All games)

Date	Opponent	Pos	AB	R	H	RBI	2B	3B	HR	BB	SB	CS	HBP	SAC	SF	GDP	K	PO	A	E	Avg
Feb 16	NOTRE DAME	ph/of	2	0	0	0	0	0	0	0	0	0	0	0	0	0	0	0	0	0	.000
Feb 17	NOTRE DAME	pr/of	1	0	0	0	0	0	0	0	0	0	0	0	0	0	0	1	0	0	.000
Feb 20	SAN DIEGO	of	1	0	1	0	1	0	0	0	0	0	0	0	0	0	0	2	0	1	.250
Feb 23	UC DAVIS-1	pr/of	0	1	0	0	0	0	0	0	0	0	0	0	0	0	0	0	0	0	.250
Feb 23	UC DAVIS-2	ph/of	2	0	0	0	0	0	0	0	0	0	0	0	0	0	0	0	0	0	.167
Feb 24	UC DAVIS	of/of	1	0	0	0	0	0	0	1	0	0	0	0	0	0	0	1	0	0	.143
Mar 01	MICHIGAN STATE	ph/of	1	0	0	0	0	0	0	0	0	0	0	0	0	0	0	0	0	0	.125
Mar 03	MICHIGAN STATE	*dh	3	1	1	0	0	0	0	2	0	0	0	0	0	0	2	0	0	0	.182
Mar 08	XAVIER	ph/of	1	0	0	0	0	0	0	1	0	0	0	0	0	0	1	1	0	0	.167
Mar 10	XAVIER	*of	3	1	1	0	0	0	0	1	0	0	0	0	0	0	1	3	0	0	.200
Mar 13	NEW MEXICO STATE	pr/of	0	1	0	0	0	0	0	0	1	0	0	0	0	0	0	1	0	0	.200
Mar 15	WASHINGTON STATE	of	0	0	0	0	0	0	0	0	0	0	0	0	0	0	0	0	0	0	.200
Mar 16	WASHINGTON STATE	pr/of	1	1	0	0	0	0	0	0	1	0	0	0	0	0	1	1	0	0	.188
Mar 20	CAL BAPTIST	ph/of	2	1	1	0	0	0	0	0	0	0	0	0	0	0	1	0	0	0	.222
3/22/19	at Oregon	of	1	0	0	0	0	0	0	0	0	0	0	0	0	0	1	0	0	0	.211
3/23/19	at Oregon	pr	0	0	0	0	0	0	0	0	0	1	0	0	0	0	0	0	0	0	.211
Mar 31	ARIZONA	of	0	0	0	0	0	0	0	0	0	0	0	1	0	0	0	1	0	0	.211
Apr 02	LONG BEACH STATE	*of	4	1	1	0	0	0	0	1	1	0	0	0	0	0	3	2	0	0	.217
Apr 07	at USC	pr	0	0	0	0	0	0	0	0	0	1	0	0	0	0	0	0	0	0	.217
04-09-19	at UNLV	ph/of	1	0	0	0	0	0	0	0	0	0	0	0	0	0	1	0	0	0	.208
Apr 12	OREGON STATE	pr	0	1	0	0	0	0	0	0	0	0	0	0	0	0	0	0	0	0	.208
Apr 14	OREGON STATE	pr	0	0	0	0	0	0	0	0	0	0	0	0	0	0	0	0	0	0	.208
Apr 18	at Utah	pr	0	1	0	0	0	0	0	0	0	0	0	0	0	0	0	0	0	0	.208
Apr 23	UNLV	of	0	0	0	0	0	0	0	0	0	0	0	0	0	0	0	0	0	0	.208
Apr 26	at Washington	ph	1	0	0	0	0	0	0	0	0	0	0	0	0	0	1	0	0	0	.200
Apr 27	at Washington	pr/of	1	0	0	0	0	0	0	0	1	0	0	0	0	0	1	0	0	0	.192
May 03	UCLA	pr	0	0	0	0	0	0	0	0	0	0	0	0	0	0	0	0	0	0	.192
May 04	UCLA	ph/of	1	0	0	0	0	0	0	0	0	0	0	0	0	0	0	0	0	0	.185
May 05	UCLA	pr	0	0	0	0	0	0	0	0	0	0	0	0	0	0	0	0	0	0	.185
May 10	at Nebraska	of	1	0	0	0	0	0	0	0	0	0	0	0	0	0	0	0	0	0	.179
May 11	at Nebraska	pr	0	0	0	0	0	0	0	0	0	0	0	0	0	0	0	0	0	0	.179
May 17	at California	of/of	0	0	0	0	0	0	0	0	0	0	0	0	0	0	0	0	0	0	.179
May 23	STANFORD	ph/of	1	0	0	0	0	0	0	0	0	0	0	0	0	0	1	1	0	0	.172
Totals		3gs	29	9	5	0	1	0	0	6	4	2	0	1	0	0	14	14	0	1	.172

On base pct. .314 • Slugging pct. .207

2019 Sun Devil Baseball
Individual Game-by-Game for Arizona State (as of May 28, 2019)

#18 Hauver,Trevor - 54 games (All games)

Date	Opponent	Pos	AB	R	H	RBI	2B	3B	HR	BB	SB	CS	HBP	SAC	SF	GDP	K	PO	A	E	Avg
Feb 15	NOTRE DAME	*of	1	1	0	0	0	0	0	3	0	0	0	0	0	0	0	1	0	0	.000
Feb 16	NOTRE DAME	*of	2	3	1	0	0	0	0	4	0	0	0	0	0	0	1	1	0	0	.333
Feb 17	NOTRE DAME	*of	5	2	1	0	0	0	0	1	0	0	0	0	0	0	1	1	0	0	.250
Feb 20	SAN DIEGO	*of	3	1	1	1	0	0	0	3	0	0	0	0	0	0	2	3	0	0	.273
Feb 23	UC DAVIS-1	*of	4	1	2	1	1	0	0	0	0	0	0	0	0	0	0	1	0	0	.333
Feb 23	UC DAVIS-2	*of	5	1	2	0	0	0	0	0	0	0	0	0	0	0	2	1	0	0	.350
Feb 24	UC DAVIS	*of/2b	4	4	3	7	1	0	1	1	0	0	0	0	1	0	0	3	1	0	.417
Feb 26	PEPPERDINE	*of	4	1	1	2	0	0	1	0	0	0	0	0	0	0	1	4	1	0	.393
Mar 01	MICHIGAN STATE	*of	3	0	1	0	0	0	0	1	0	1	0	0	0	0	0	2	0	0	.387
Mar 02	MICHIGAN STATE	*of	6	2	3	1	1	0	0	0	0	0	0	0	0	0	3	3	0	0	.405
Mar 03	MICHIGAN STATE	*of	5	2	2	3	0	0	2	1	0	0	0	0	0	0	1	2	0	0	.405
Mar 05	at Fullerton	*of	5	0	2	1	1	0	0	0	0	0	0	0	0	0	1	1	0	0	.404
Mar 08	XAVIER	*of	5	0	0	0	0	0	0	0	0	0	0	0	0	0	0	3	0	0	.365
Mar 09	XAVIER	*of	5	1	1	1	0	0	1	0	0	0	0	0	0	0	2	4	0	1	.351
Mar 10	XAVIER	*of	3	2	2	2	0	0	0	1	0	0	0	0	1	0	1	0	0	1	.367
Mar 13	NEW MEXICO STATE	*of	4	2	3	1	0	0	1	1	0	0	0	0	0	0	0	1	0	0	.391
Mar 15	WASHINGTON STATE	*of	4	1	2	0	0	0	0	0	0	0	0	0	0	0	1	1	0	0	.397
Mar 16	WASHINGTON STATE	*of	3	2	1	0	0	0	0	1	0	0	0	0	0	0	1	1	0	0	.394
Mar 17	WASHINGTON STATE	*of	4	0	0	0	0	0	0	1	0	0	0	0	0	0	0	1	0	0	.373
Mar 20	CAL BAPTIST	*of	3	3	1	0	0	0	0	1	0	0	0	0	0	0	0	1	0	0	.372
3/22/19	at Oregon	*of	4	2	1	0	1	0	0	0	0	0	1	0	0	0	2	1	0	0	.366
3/23/19	at Oregon	*of/of	3	0	2	0	0	0	0	3	0	1	0	0	0	0	0	0	0	0	.376
Mar 24	at Oregon	*of	5	2	2	1	0	0	1	0	0	0	0	0	0	0	2	0	0	0	.378
Mar 29	ARIZONA	*of	4	1	0	0	0	0	0	1	0	0	0	0	0	0	0	3	0	0	.362
Mar 30	ARIZONA	*of	5	0	1	0	0	0	0	0	0	0	0	0	0	0	2	2	0	0	.354
Mar 31	ARIZONA	*of	5	3	3	3	2	0	0	1	0	0	1	0	0	0	2	3	0	0	.365
Apr 02	LONG BEACH STATE	*of	6	2	5	1	2	0	0	0	0	0	0	0	0	0	1	2	0	0	.391
Apr 05	at USC	*of	4	1	1	3	0	0	1	1	0	0	0	0	0	0	0	3	0	0	.386
Apr 06	at USC	*of	5	0	0	0	0	0	0	0	0	0	0	0	0	0	0	4	0	0	.370
Apr 07	at USC	*of	5	2	2	2	0	0	0	1	0	0	0	0	0	0	1	2	0	0	.371
04-09-19	at UNLV	*of	5	1	1	0	0	0	0	0	0	0	0	0	0	0	1	1	0	0	.364
Apr 12	OREGON STATE	*of	4	0	1	2	0	0	0	1	0	0	0	0	0	0	0	0	0	0	.361
Apr 13	OREGON STATE	*of	4	1	1	1	0	0	1	1	0	0	0	0	0	0	2	1	0	0	.358
Apr 14	OREGON STATE	*of	4	0	1	0	1	0	0	1	0	0	0	0	0	0	1	1	0	0	.355
Apr 16	SEATTLE U	*of	3	1	0	0	0	0	0	2	0	0	0	0	0	0	1	2	1	0	.347
Apr 18	at Utah	*of	7	1	4	2	1	0	0	0	0	0	0	0	0	0	1	3	0	0	.358
Apr 19	at Utah	*of	4	0	1	1	0	0	0	0	0	0	1	0	0	0	1	1	0	0	.355
Apr 20	at Utah	*of	4	0	2	1	1	0	0	0	0	0	0	0	1	0	0	0	0	0	.358
Apr 23	UNLV	*of	4	2	1	0	0	0	0	1	0	0	0	0	0	0	0	0	0	0	.356
Apr 26	at Washington	*of	5	1	2	1	1	0	0	0	0	0	0	0	0	0	1	1	0	0	.357
Apr 27	at Washington	*of	7	1	2	2	1	0	1	0	0	0	0	0	0	0	4	1	0	0	.354
Apr 28	at Washington	*of	5	1	1	2	0	0	1	0	0	0	0	0	0	0	2	2	0	0	.350
May 03	UCLA	*of	3	0	2	1	0	0	0	0	0	1	0	0	1	0	1	0	0	0	.355
May 04	UCLA	*of	4	1	1	0	0	0	0	0	0	0	0	0	0	0	1	2	0	0	.353
May 05	UCLA	*of	4	1	1	0	0	0	0	0	0	0	0	0	0	0	1	1	0	0	.351
May 07	at Arizona	*of	5	0	2	0	0	0	0	0	0	0	0	0	0	0	2	2	0	0	.352
May 10	at Nebraska	*of	5	2	3	2	1	0	1	0	0	0	0	0	0	0	0	2	0	0	.358
May 11	at Nebraska	*of	5	0	1	0	0	0	0	0	0	0	0	0	0	1	3	1	0	0	.354
May 12	at Nebraska	*of	5	1	1	1	0	0	1	0	0	0	0	0	0	0	0	2	0	0	.351
May 17	at California	*of	5	0	1	1	1	0	0	1	0	0	0	0	0	0	2	1	0	0	.347
May 19	at California-1	*of	4	0	0	0	0	0	0	0	0	0	0	0	0	0	0	0	0	0	.341
May 23	STANFORD	*of	5	0	2	1	0	0	0	0	0	0	0	0	0	0	0	1	0	0	.342
May 24	STANFORD	*of	3	0	0	0	0	0	0	1	0	0	0	0	0	0	1	1	0	0	.338
May 25	STANFORD	*of	3	0	0	0	0	0	0	1	0	0	0	0	0	0	1	0	0	0	.333
Totals		54gs	231	56	77	48	16	0	13	35	0	3	3	0	4	1	53	81	3	2	.333

On base pct. .421 • Slugging pct. .571

#29 La Flam,Luke - 4 games (All games)

Date	Opponent	Pos	AB	R	H	RBI	2B	3B	HR	BB	SB	CS	HBP	SAC	SF	GDP	K	PO	A	E	Avg
Mar 10	XAVIER	pr	0	1	0	0	0	0	0	0	0	0	0	0	0	0	0	0	0	0	.000
Apr 02	LONG BEACH STATE	p	0	0	0	0	0	0	0	0	0	0	0	0	0	0	0	1	0	0	.000
Apr 16	SEATTLE U	p	0	0	0	0	0	0	0	0	0	0	0	0	0	0	0	1	0	0	.000
Apr 26	at Washington	p	0	0	0	0	0	0	0	0	0	0	0	0	0	0	0	1	0	0	.000
Totals		0gs	0	1	0	0	0	0	0	0	0	0	0	0	0	0	0	3	0	0	.000

On base pct. .000 • Slugging pct. .000

2019 Sun Devil Baseball
Individual Game-by-Game for Arizona State (as of May 28, 2019)

#29 La Flam,Luke - 10 appearances (All games)

Date	Opponent	GS	IP	H	R	ER	BB	SO	2B	3B	HR	WP	BK	HBP	IBB	Score	W-L	Sv	ERA	NP
Feb 16	NOTRE DAME		1.0	2	0	0	0	1	0	0	0	0	0	0	0	20-7	0-0	0	0.00	15
Feb 23	UC DAVIS-2		1.0	0	0	0	0	3	0	0	0	0	0	0	0	13-3	0-0	0	0.00	12
Apr 02	LONG BEACH STATE		2.2	0	2	2	5	2	0	0	0	1	1	0	0	9-14	0-0	0	3.86	56
Apr 05	at USC		1.0	2	1	1	0	1	0	0	1	0	0	0	0	6-10	0-0	0	4.76	18
04-09-19	at UNLV		1.0	2	1	1	0	1	2	0	0	0	0	0	0	9-10	0-0	0	5.40	20
Apr 16	SEATTLE U		1.0	0	0	0	1	0	0	0	0	0	0	0	0	12-5	0-0	0	4.70	12
Apr 20	at Utah	*	3.0	8	4	4	1	2	1	0	1	0	0	0	0	3-6	0-1	0	6.75	51
Apr 26	at Washington		1.0	0	1	1	1	0	0	0	0	0	0	1	0	6-10	0-1	0	6.94	15
May 04	UCLA		1.2	2	1	1	1	0	0	1	0	0	0	0	0	3-18	0-1	0	6.75	27
May 23	STANFORD		0.1	1	1	1	0	0	1	0	0	0	0	0	0	6-5	0-1	0	7.24	4
Totals		1	13.2	17	11	11	9	10	4	1	2	1	1	1	0	87-88	0-1	0	7.24	-

#12 Levine,Will - 3 games (All games)

Date	Opponent	Pos	AB	R	H	RBI	2B	3B	HR	BB	SB	CS	HBP	SAC	SF	GDP	K	PO	A	E	Avg
Apr 20	at Utah	p	0	0	0	0	0	0	0	0	0	0	0	0	0	0	0	1	0	0	.000
Apr 26	at Washington	p	0	0	0	0	0	0	0	0	0	0	0	0	0	0	0	1	0	0	.000
May 24	STANFORD	p	0	0	0	0	0	0	0	0	0	0	0	0	0	0	0	0	1	0	.000
Totals		ogs	0	0	0	0	0	0	0	0	0	0	0	0	0	0	0	2	1	0	.000

On base pct. .000 • Slugging pct. .000

#12 Levine,Will - 11 appearances (All games)

Date	Opponent	GS	IP	H	R	ER	BB	SO	2B	3B	HR	WP	BK	HBP	IBB	Score	W-L	Sv	ERA	NP
Feb 16	NOTRE DAME		0.1	1	2	2	3	1	0	0	0	0	1	0	0	20-7	0-0	0	54.00	19
Mar 03	MICHIGAN STATE		1.0	2	1	1	0	1	0	0	0	1	0	0	0	13-2	0-0	0	20.25	19
Mar 08	XAVIER		1.0	0	0	0	0	1	0	0	0	0	0	0	0	12-0	0-0	0	11.57	10
Mar 20	CAL BAPTIST		0.1	3	4	3	2	0	0	0	0	1	0	0	0	15-9	0-0	0	20.25	23
Apr 05	at USC		1.0	0	0	0	0	1	0	0	0	0	0	0	0	6-10	0-0	0	14.73	8
Apr 16	SEATTLE U		1.0	0	0	0	1	3	0	0	0	0	0	0	0	12-5	0-0	0	11.57	22
Apr 20	at Utah		4.0	6	1	1	2	2	0	0	0	1	0	0	0	3-6	0-0	0	7.27	74
Apr 26	at Washington		3.2	2	0	0	2	1	0	1	0	0	0	1	0	6-10	0-0	0	5.11	52
May 04	UCLA		1.0	3	1	1	1	0	0	0	1	0	0	0	0	3-18	0-0	0	5.40	21
May 10	at Nebraska		1.0	2	1	1	1	1	0	0	0	1	0	0	0	15-6	0-0	0	5.65	34
May 24	STANFORD		1.1	1	1	1	1	0	1	0	0	0	0	0	0	4-6	0-0	0	5.74	25
Totals		0	15.2	20	11	10	13	11	1	1	1	4	1	1	0	109-79	0-0	0	5.74	-

#31 Lidd,Marc - 11 games (All games)

Date	Opponent	Pos	AB	R	H	RBI	2B	3B	HR	BB	SB	CS	HBP	SAC	SF	GDP	K	PO	A	E	Avg
Feb 17	NOTRE DAME	ph/1b	1	0	0	0	0	0	0	0	0	0	0	0	0	0	0	1	0	0	.000
Feb 23	UC DAVIS-2	ph/1b	1	0	0	0	0	0	0	0	0	0	0	0	0	0	1	2	0	0	.000
Feb 24	UC DAVIS	1b	1	0	1	0	0	0	0	0	0	0	0	0	0	0	0	1	0	0	.333
Mar 03	MICHIGAN STATE	ph/2b	1	0	0	0	0	0	0	0	0	0	0	0	0	0	0	1	0	1	.250
Mar 08	XAVIER	ph/1b	2	1	1	1	0	0	1	0	0	0	0	0	0	0	0	0	0	0	.333
Mar 10	XAVIER	ph	1	0	0	0	0	0	0	0	0	0	0	0	0	0	0	0	0	0	.286
Mar 15	WASHINGTON STATE	ph	1	0	0	0	0	0	0	0	0	0	0	0	0	0	0	0	0	0	.250
Mar 20	CAL BAPTIST	pr/1b	1	0	0	0	0	0	0	0	0	0	0	0	0	0	1	0	1	0	.222
3/22/19	at Oregon	ph/1b	1	0	0	0	0	0	0	0	0	0	0	0	0	0	0	0	0	0	.200
Apr 02	LONG BEACH STATE	p	1	0	0	0	0	0	0	0	0	0	0	0	0	0	1	1	1	0	.182
Apr 14	OREGON STATE	p	0	0	0	0	0	0	0	0	0	0	0	0	0	0	0	1	0	0	.182
Totals		ogs	11	1	2	1	0	0	1	0	0	0	0	0	0	0	3	7	2	1	.182

On base pct. .182 • Slugging pct. .455

2019 Sun Devil Baseball
Individual Game-by-Game for Arizona State (as of May 28, 2019)

#31 Lidd,Marc - 7 appearances (All games)

Date	Opponent	GS	IP	H	R	ER	BB	SO	2B	3B	HR	WP	BK	HBP	IBB	Score	W-L	Sv	ERA	NP
Feb 20	SAN DIEGO		1.0	0	0	0	1	1	0	0	0	0	0	0	0	12-2	0-0	0	0.00	17
Apr 02	LONG BEACH STATE		3.0	0	0	0	1	0	0	0	0	0	0	0	0	9-14	0-0	0	0.00	32
04-09-19	at UNLV		4.0	3	5	5	4	3	0	0	0	1	0	0	0	9-10	0-0	0	5.62	70
Apr 14	OREGON STATE		1.1	2	0	0	0	1	0	0	0	0	0	0	0	3-4	0-0	0	4.82	23
Apr 16	SEATTLE U		2.0	2	2	2	2	1	0	0	0	1	0	0	0	12-5	1-0	0	5.56	29
Apr 18	at Utah		1.0	2	2	2	0	1	0	0	1	0	0	0	0	11-6	1-0	0	6.57	23
May 04	UCLA		1.0	3	2	2	2	2	1	0	1	0	0	0	0	3-18	1-0	0	7.43	40
Totals		0	13.1	12	11	11	10	9	1	0	2	2	0	0	0	59-59	1-0	0	7.43	-

#27 Lin,Lyle - 53 games (All games)

Date	Opponent	Pos	AB	R	H	RBI	2B	3B	HR	BB	SB	CS	HBP	SAC	SF	GDP	K	PO	A	E	Avg
Feb 15	NOTRE DAME	*dh	3	1	1	2	0	0	0	1	0	0	0	0	0	0	0	0	0	0	.333
Feb 16	NOTRE DAME	*dh/c	6	2	3	3	0	0	0	0	0	0	0	0	0	0	1	2	0	0	.444
Feb 17	NOTRE DAME	*dh	3	2	1	2	0	0	0	1	0	0	0	0	1	0	0	0	0	0	.417
Feb 20	SAN DIEGO	*dh/c	4	1	0	0	0	0	0	1	0	0	0	0	0	0	3	3	0	0	.312
Feb 23	UC DAVIS-1	*dh/c	3	0	0	1	0	0	0	0	0	0	0	0	1	0	0	0	0	0	.263
Feb 23	UC DAVIS-2	*c	5	2	3	6	1	0	1	0	0	0	0	0	0	0	0	12	1	0	.333
Feb 24	UC DAVIS	*dh/c	6	1	2	2	1	0	0	0	0	0	0	0	0	0	1	4	0	0	.333
Feb 26	PEPPERDINE	*dh	4	1	2	1	0	0	1	0	0	0	0	0	0	0	1	0	0	0	.353
Mar 01	MICHIGAN STATE	*dh/c	4	0	3	1	0	0	0	1	0	0	0	0	0	0	0	1	0	0	.395
Mar 02	MICHIGAN STATE	*dh	4	0	0	1	0	0	0	1	0	0	0	0	0	0	1	0	0	0	.357
Mar 03	MICHIGAN STATE	*c	4	2	1	0	0	0	0	1	0	0	0	0	0	0	0	8	0	0	.348
Mar 05	at Fullerton	*dh	3	0	0	1	0	0	0	0	0	0	0	0	1	0	0	0	0	0	.327
Mar 08	XAVIER	*dh/c	4	1	3	4	0	0	1	0	0	0	0	0	1	0	0	2	0	0	.358
Mar 09	XAVIER	*dh	4	2	2	1	1	0	0	0	0	0	0	0	0	0	0	0	0	0	.368
Mar 10	XAVIER	*c	4	1	0	0	0	0	0	1	0	0	0	0	0	0	0	9	0	0	.344
Mar 13	NEW MEXICO STATE	*dh	5	0	0	0	0	0	0	0	0	0	0	0	0	0	2	0	0	0	.318
Mar 15	WASHINGTON STATE	*dh/c	4	0	1	0	0	0	0	0	0	0	0	0	0	0	2	2	0	0	.314
Mar 16	WASHINGTON STATE	*dh	4	0	0	0	0	0	0	0	0	0	0	0	0	0	3	0	0	0	.297
Mar 17	WASHINGTON STATE	*c	5	1	1	0	0	0	0	0	0	0	0	0	0	0	0	9	0	1	.291
Mar 20	CAL BAPTIST	*dh	5	1	2	1	0	0	0	0	0	0	0	0	0	0	1	0	0	0	.298
3/22/19	at Oregon	*dh/c	5	1	2	2	0	0	0	0	0	0	0	0	0	0	0	3	0	0	.303
3/23/19	at Oregon	*dh	5	1	3	0	0	0	0	0	0	0	0	0	0	0	0	0	0	0	.319
Mar 24	at Oregon	*dh	4	1	1	0	0	0	0	0	0	0	0	0	0	0	1	0	0	0	.316
Mar 29	ARIZONA	*dh	4	0	0	1	0	0	0	0	0	0	0	0	0	0	2	0	0	0	.304
Mar 30	ARIZONA	ph	1	0	0	0	0	0	0	0	0	0	0	0	0	0	0	0	0	0	.301
Mar 31	ARIZONA	*c/1b	4	2	1	2	0	0	1	1	0	0	0	0	0	0	0	10	1	1	.299
Apr 02	LONG BEACH STATE	*dh/c	5	0	1	1	0	0	0	0	0	0	0	0	0	0	0	0	0	0	.295
Apr 05	at USC	*dh/c	4	0	1	2	0	0	0	0	0	0	0	0	0	0	0	2	0	0	.293
Apr 06	at USC	*dh/c	4	0	1	0	0	0	0	0	0	0	0	0	0	0	0	0	0	0	.292
Apr 07	at USC	*c	5	0	1	0	0	0	0	0	0	0	0	0	0	0	0	1	1	0	.288
04-09-19	at UNLV	*c	3	0	0	0	0	0	0	0	0	0	0	1	0	0	0	7	1	0	.281
Apr 12	OREGON STATE	*dh	4	0	2	0	1	0	0	0	0	0	0	0	0	0	0	0	0	0	.288
Apr 13	OREGON STATE	ph/c	1	0	0	0	0	0	0	0	0	0	0	0	0	0	0	2	0	0	.286
Apr 14	OREGON STATE	ph/c	3	0	1	1	0	0	0	0	0	0	0	0	0	0	1	4	0	0	.287
Apr 16	SEATTLE U	*c	4	1	0	0	0	0	0	1	0	0	0	0	0	0	0	12	1	1	.279
Apr 19	at Utah	*c	5	2	1	0	0	0	0	0	0	0	0	0	0	0	0	5	0	0	.276
Apr 20	at Utah	*dh/c	4	0	1	0	0	0	0	0	0	0	0	0	0	0	0	1	0	0	.275
Apr 23	UNLV	ph/c	1	0	0	0	0	0	0	0	0	0	0	0	0	0	1	1	0	0	.273
Apr 26	at Washington	ph/c	3	1	2	1	1	0	0	0	0	0	0	0	0	0	0	4	0	0	.281
Apr 27	at Washington	ph/c	3	3	3	4	1	0	2	0	0	0	0	0	0	0	0	5	0	0	.295
Apr 28	at Washington	*c	5	1	1	1	0	0	0	0	0	0	0	0	0	0	0	6	1	0	.292
May 03	UCLA	*dh	3	0	3	0	1	0	0	0	0	0	0	0	0	0	0	0	0	0	.305
May 04	UCLA	*dh/c	3	0	1	0	0	0	0	1	0	0	0	0	0	0	0	3	0	0	.305
May 05	UCLA	*dh	3	0	0	0	0	0	0	0	0	0	1	0	0	0	0	0	0	0	.300
May 07	at Arizona	*c	4	1	1	2	0	0	0	1	0	0	0	0	0	0	0	13	1	0	.299
May 10	at Nebraska	*dh	6	2	3	0	1	0	0	0	0	0	0	0	0	0	1	0	0	0	.306
May 11	at Nebraska	*c	4	0	1	0	0	0	0	0	0	0	0	0	0	0	1	10	0	0	.304
May 12	at Nebraska	*dh/c	4	2	3	2	0	0	2	0	0	0	0	0	0	0	0	3	0	0	.314
May 17	at California	*c	4	1	1	0	0	0	0	1	0	0	0	0	0	0	1	18	1	0	.312
May 19	at California-1	*c	4	0	0	0	0	0	0	0	0	0	0	0	0	0	2	5	1	1	.306
May 23	STANFORD	*c	5	0	2	0	0	0	0	0	0	0	0	0	0	0	2	7	0	0	.308
May 24	STANFORD	*dh	4	1	1	1	0	0	1	0	0	0	0	0	0	0	1	0	0	0	.307
May 25	STANFORD	*c	3	0	0	0	0	0	0	0	0	0	0	0	0	1	0	11	0	0	.303
Totals		47gs	208	38	63	46	8	0	9	12	0	0	0	2	4	1	28	185	9	4	.303

On base pct. .335 • Slugging pct. .471

2019 Sun Devil Baseball
Individual Game-by-Game for Arizona State (as of May 28, 2019)

#8 Marsh,Alec - 11 games (All games)

Date	Opponent	Pos	AB	R	H	RBI	2B	3B	HR	BB	SB	CS	HBP	SAC	SF	GDP	K	PO	A	E	Avg
Mar 01	MICHIGAN STATE	*p	0	0	0	0	0	0	0	0	0	0	0	0	0	0	0	1	2	0	.000
Mar 09	XAVIER	*p	0	0	0	0	0	0	0	0	0	0	0	0	0	0	0	1	1	0	.000
Mar 15	WASHINGTON STATE	*p	0	0	0	0	0	0	0	0	0	0	0	0	0	0	0	3	0	0	.000
3/22/19	at Oregon	*p	0	0	0	0	0	0	0	0	0	0	0	0	0	0	0	0	1	0	.000
Mar 29	ARIZONA	*p	0	0	0	0	0	0	0	0	0	0	0	0	0	0	0	0	0	1	.000
Apr 05	at USC	*p	0	0	0	0	0	0	0	0	0	0	0	0	0	0	0	0	2	0	.000
Apr 12	OREGON STATE	*p	0	0	0	0	0	0	0	0	0	0	0	0	0	0	0	1	1	0	.000
Apr 18	at Utah	*p	0	0	0	0	0	0	0	0	0	0	0	0	0	0	0	2	1	0	.000
May 10	at Nebraska	*p	0	0	0	0	0	0	0	0	0	0	0	0	0	0	0	0	1	0	.000
May 17	at California	*p	0	0	0	0	0	0	0	0	0	0	0	0	0	0	0	0	1	0	.000
May 23	STANFORD	*p	0	0	0	0	0	0	0	0	0	0	0	0	0	0	0	0	1	0	.000
Totals		11gs	0	0	0	0	0	0	0	0	0	0	0	0	0	0	0	8	11	1	.000

On base pct. .000 • Slugging pct. .000

#8 Marsh,Alec - 16 appearances (All games)

Date	Opponent	GS	IP	H	R	ER	BB	SO	2B	3B	HR	WP	BK	HBP	IBB	Score	W-L	Sv	ERA	NP
Feb 15	NOTRE DAME	*	6.2	4	1	1	1	10	1	0	1	0	0	0	0	10-1	1-0	0	1.35	88
Feb 23	UC DAVIS-1	*	8.0	7	2	1	1	5	2	0	0	0	0	1	0	3-2	2-0	0	1.23	101
Mar 01	MICHIGAN STATE	*	7.0	5	0	0	2	6	1	0	0	0	0	0	0	8-0	3-0	0	0.83	96
Mar 05	at Fullerton	*	2.0	2	1	0	1	3	1	0	0	0	0	0	0	6-4	3-0	0	0.76	41
Mar 09	XAVIER	*	5.0	6	3	1	3	6	2	0	1	1	0	0	0	8-3	4-0	0	0.94	88
Mar 15	WASHINGTON STATE	*	6.1	6	0	0	2	4	1	0	0	0	0	2	0	6-0	5-0	0	0.77	103
3/22/19	at Oregon	*	6.2	3	0	0	5	4	2	0	0	0	0	2	0	12-2	6-0	0	0.65	102
Mar 29	ARIZONA	*	6.1	3	2	2	2	4	1	0	2	0	0	0	0	8-2	7-0	0	0.94	103
Apr 05	at USC	*	5.1	10	8	8	4	3	1	1	0	1	0	0	0	6-10	7-1	0	2.19	118
Apr 12	OREGON STATE	*	9.0	3	1	1	1	9	0	0	1	0	0	0	0	4-1	8-1	0	2.02	121
Apr 18	at Utah	*	7.0	3	1	1	2	5	1	0	1	0	0	1	0	11-6	8-1	0	1.95	98
Apr 26	at Washington	*	2.0	9	9	9	2	3	3	0	1	0	0	0	0	6-10	8-2	0	3.03	65
May 03	UCLA	*	7.1	9	3	3	1	6	1	0	0	0	0	1	0	2-3	8-3	0	3.09	96
May 10	at Nebraska	*	7.0	5	2	2	1	10	0	1	1	0	0	0	0	15-6	9-3	0	3.05	100
May 17	at California	*	6.0	4	4	2	3	10	1	0	1	1	0	0	1	6-5	9-3	0	3.04	104
May 23	STANFORD	*	5.0	6	3	3	2	4	0	0	1	0	0	0	0	6-5	9-3	0	3.17	90
Totals		15	96.2	85	40	34	33	92	18	2	10	3	0	7	1	117-60	9-3	0	3.17	-

#3 Montoya,Chaz - 5 games (All games)

Date	Opponent	Pos	AB	R	H	RBI	2B	3B	HR	BB	SB	CS	HBP	SAC	SF	GDP	K	PO	A	E	Avg
Mar 08	XAVIER	1b	0	0	0	0	0	0	0	0	0	0	0	0	0	0	0	0	0	0	.000
Mar 20	CAL BAPTIST	ph	0	0	0	0	0	0	0	1	0	0	0	0	0	0	0	0	0	0	.000
Mar 31	ARIZONA	p	0	0	0	0	0	0	0	0	0	0	0	0	0	0	0	0	2	0	.000
Apr 07	at USC	p	0	0	0	0	0	0	0	0	0	0	0	0	0	0	0	0	1	0	.000
Apr 26	at Washington	p	0	0	0	0	0	0	0	0	0	0	0	0	0	0	0	1	0	0	.000
Totals		0gs	0	0	0	0	0	0	0	1	0	0	0	0	0	0	0	1	3	0	.000

On base pct. 1.000 • Slugging pct. .000

2019 Sun Devil Baseball
Individual Game-by-Game for Arizona State (as of May 28, 2019)

#3 Montoya, Chaz - 25 appearances (All games)

Date	Opponent	GS	IP	H	R	ER	BB	SO	2B	3B	HR	WP	BK	HBP	IBB	Score	W-L	Sv	ERA	NP
Feb 16	NOTRE DAME		1.0	0	0	0	0	0	0	0	0	0	0	0	0	20-7	0-0	0	0.00	16
Feb 17	NOTRE DAME		1.0	2	1	1	2	2	0	0	1	0	0	0	0	16-5	0-0	0	4.50	29
Feb 20	SAN DIEGO		1.1	1	0	0	1	3	0	0	0	0	0	0	0	12-2	1-0	0	2.70	26
Feb 23	UC DAVIS-2		1.0	0	0	0	0	2	0	0	0	0	0	0	0	13-3	1-0	0	2.08	13
Feb 26	PEPPERDINE		0.1	1	1	0	0	0	0	0	0	0	0	0	0	4-3	1-0	0	1.93	7
Mar 03	MICHIGAN STATE		1.0	1	0	0	0	2	0	0	0	0	0	0	0	13-2	1-0	0	1.59	18
Mar 05	at Fullerton		1.2	0	0	0	0	0	0	0	0	0	0	0	0	6-4	1-0	0	1.23	15
Mar 10	XAVIER		0.1	0	0	0	0	0	0	0	0	0	0	0	0	11-6	1-0	0	1.17	6
Mar 13	NEW MEXICO STATE		1.2	0	0	0	0	3	0	0	0	0	0	0	0	7-3	1-0	1	0.96	16
Mar 16	WASHINGTON STATE		0.2	1	0	0	0	0	0	0	0	0	0	0	0	8-7	2-0	1	0.90	7
Mar 17	WASHINGTON STATE		0.1	0	0	0	0	1	0	0	0	0	0	0	0	6-5	2-0	2	0.87	6
3/22/19	at Oregon		0.1	0	0	0	0	0	0	0	0	0	0	0	0	12-2	2-0	2	0.84	3
3/23/19	at Oregon		0.2	0	0	0	1	0	0	0	0	0	0	0	1	4-5	2-0	2	0.79	4
Mar 31	ARIZONA		2.0	2	2	2	2	0	0	0	0	0	0	0	0	17-16	2-0	2	2.03	36
Apr 06	at USC		1.0	0	0	0	0	0	0	0	0	0	0	0	0	3-7	2-0	2	1.88	15
Apr 07	at USC		1.0	2	0	0	1	1	0	0	0	0	0	0	0	11-8	2-0	2	1.76	17
04-09-19	at UNLV		0.0	0	1	1	1	0	0	0	0	0	0	0	0	9-10	2-0	2	2.35	4
Apr 16	SEATTLE U		2.0	3	0	0	1	3	0	0	0	1	0	0	0	12-5	2-0	2	2.08	29
Apr 18	at Utah		0.2	1	0	0	1	1	0	0	0	0	0	0	0	11-6	2-0	2	2.00	22
Apr 20	at Utah		1.0	1	1	1	0	0	0	0	1	0	0	0	0	3-6	2-0	2	2.37	10
Apr 23	UNLV		0.2	0	0	0	0	0	0	0	0	0	0	0	0	9-2	2-0	2	2.29	5
Apr 26	at Washington		0.1	0	0	0	0	0	0	0	0	0	0	0	0	6-10	2-0	2	2.25	3
Apr 27	at Washington		0.0	0	0	0	0	0	0	0	0	0	0	1	0	9-10	2-0	2	2.25	1
May 10	at Nebraska		1.0	2	3	3	2	1	0	0	1	0	0	0	0	15-6	2-0	2	3.43	27
May 23	STANFORD		1.2	1	0	0	1	0	0	0	0	0	0	0	1	6-5	3-0	2	3.18	18
Totals		0	22.2	18	9	8	13	19	0	0	3	1	0	1	2	243-145	3-0	2	3.18	-

#26 Romero, Sam - 5 games (All games)

Date	Opponent	Pos	AB	R	H	RBI	2B	3B	HR	BB	SB	CS	HBP	SAC	SF	GDP	K	PO	A	E	Avg
Mar 20	CAL BAPTIST	*p	0	0	0	0	0	0	0	0	0	0	0	0	0	0	0	1	0	0	.000
Mar 24	at Oregon	p	0	0	0	0	0	0	0	0	0	0	0	0	0	0	0	0	2	0	.000
Apr 14	OREGON STATE	*p	0	0	0	0	0	0	0	0	0	0	0	0	0	0	0	1	1	0	.000
May 05	UCLA	*p	0	0	0	0	0	0	0	0	0	0	0	0	0	0	0	0	0	1	.000
May 12	at Nebraska	*p	0	0	0	0	0	0	0	0	0	0	0	0	0	0	0	0	1	0	.000
Totals		4gs	0	0	0	0	0	0	0	0	0	0	0	0	0	0	0	2	4	1	.000

On base pct. .000 • Slugging pct. .000

2019 Sun Devil Baseball
Individual Game-by-Game for Arizona State (as of May 28, 2019)

#26 Romero, Sam - 24 appearances (All games)

Date	Opponent	GS	IP	H	R	ER	BB	SO	2B	3B	HR	WP	BK	HBP	IBB	Score	W-L	Sv	ERA	NP
Feb 16	NOTRE DAME		0.1	1	0	0	0	0	0	0	0	0	0	0	0	20-7	0-0	0	0.00	9
Feb 17	NOTRE DAME		0.2	0	0	0	2	1	0	0	0	0	0	0	0	16-5	0-0	0	0.00	18
Feb 20	SAN DIEGO	*	1.1	3	0	0	1	0	0	0	0	0	0	1	0	12-2	0-0	0	0.00	31
Feb 23	UC DAVIS-2		1.0	2	1	1	0	0	0	0	1	0	0	0	0	13-3	0-0	0	2.70	15
Mar 01	MICHIGAN STATE		2.0	2	0	0	0	2	0	0	0	1	0	0	0	8-0	0-0	0	1.69	25
Mar 05	at Fullerton	*	2.1	4	0	0	0	2	1	0	0	0	0	0	0	6-4	0-0	0	1.17	38
Mar 09	XAVIER		1.0	0	0	0	0	0	0	0	0	0	0	0	0	8-3	0-0	0	1.04	8
Mar 13	NEW MEXICO STATE	*	2.2	3	1	1	0	3	0	0	1	0	0	1	0	7-3	0-0	0	1.59	49
Mar 15	WASHINGTON STATE		2.2	2	0	0	0	2	0	0	0	0	0	0	0	6-0	0-0	0	1.29	33
Mar 20	CAL BAPTIST	*	5.0	4	0	0	1	5	0	0	0	0	0	1	0	15-9	1-0	0	0.95	75
Mar 24	at Oregon		3.2	4	0	0	0	4	0	0	0	0	0	0	0	7-3	1-0	1	0.79	52
Mar 30	ARIZONA		3.0	4	0	0	1	4	0	0	0	0	0	0	0	8-3	1-0	2	0.70	52
Mar 31	ARIZONA		1.2	3	1	1	0	1	1	0	0	2	0	0	0	17-16	2-0	2	0.99	41
Apr 06	at USC		2.0	3	1	1	0	1	0	0	1	0	0	0	0	3-7	2-0	2	1.23	32
04-09-19	at UNLV		0.1	3	3	3	3	1	0	0	0	1	1	0	0	9-10	2-1	2	2.12	31
Apr 14	OREGON STATE	*	4.2	6	3	3	4	4	2	0	0	0	0	0	2	3-4	2-2	2	2.62	83
Apr 18	at Utah		0.1	0	1	1	1	1	0	0	0	0	0	1	0	11-6	2-2	2	2.86	13
Apr 23	UNLV		1.0	0	0	0	0	1	0	0	0	0	0	0	0	9-2	2-2	2	2.78	11
Apr 27	at Washington		0.1	0	0	0	0	0	0	0	0	0	0	0	0	9-10	2-2	2	2.75	2
Apr 28	at Washington		2.2	2	1	1	2	1	1	0	0	1	0	0	0	11-6	3-2	2	2.79	57
May 05	UCLA	*	1.1	2	3	2	3	1	0	0	0	0	0	0	0	8-7	3-2	2	3.15	37
May 07	at Arizona	*	2.0	6	4	4	1	2	1	0	0	0	0	0	0	10-7	3-2	2	3.86	47
May 12	at Nebraska	*	1.0	2	3	3	2	0	0	0	2	0	0	0	0	5-8	3-2	2	4.40	20
May 24	STANFORD		0.2	1	0	0	0	1	0	0	0	0	0	1	0	4-6	3-2	2	4.33	12
Totals		8	43.2	57	22	21	21	37	6	0	5	5	1	5	2	225-131	3-2	2	4.33	-

2019 Sun Devil Baseball
Individual Game-by-Game for Arizona State (as of May 28, 2019)

#6 Swift,Drew - 44 games (All games)

Date	Opponent	Pos	AB	R	H	RBI	2B	3B	HR	BB	SB	CS	HBP	SAC	SF	GDP	K	PO	A	E	Avg
Feb 15	NOTRE DAME	*2b	3	1	0	0	0	0	0	1	0	0	0	0	0	0	0	0	2	0	.000
Feb 16	NOTRE DAME	*2b/ss	5	3	2	1	1	0	0	0	0	0	0	0	0	0	0	2	5	0	.250
Feb 17	NOTRE DAME	*2b/ss	3	3	1	2	0	0	0	2	0	0	0	0	0	0	0	3	3	0	.273
Feb 20	SAN DIEGO	*2b	4	1	3	3	3	0	0	0	0	0	0	0	1	0	0	1	3	0	.400
Feb 23	UC DAVIS-1	*2b	2	1	1	0	0	0	0	0	0	0	0	1	0	1	0	4	4	0	.412
Feb 23	UC DAVIS-2	*2b/ss	3	1	0	0	0	0	0	2	0	0	0	0	0	0	1	1	5	0	.350
Feb 24	UC DAVIS	*2b/ss	2	3	2	1	0	0	0	1	0	0	0	0	0	0	0	3	1	0	.409
Feb 26	PEPPERDINE	*2b	3	0	0	0	0	0	0	0	0	0	0	0	0	0	0	3	1	1	.360
Mar 17	WASHINGTON STATE	*2b	4	0	3	2	1	0	0	0	0	0	0	0	0	0	0	1	2	0	.414
Mar 20	CAL BAPTIST	*2b	3	3	1	0	0	0	0	2	0	0	0	0	0	0	1	2	1	0	.406
3/22/19	at Oregon	*2b	5	0	1	1	0	0	0	0	0	0	0	0	0	0	3	1	4	0	.378
3/23/19	at Oregon	*2b	5	0	0	0	0	0	0	0	0	0	0	0	0	0	5	4	1	1	.333
Mar 24	at Oregon	*2b	4	1	1	0	1	0	0	0	0	0	0	0	0	0	0	3	4	1	.326
Mar 29	ARIZONA	*2b	4	0	0	0	0	0	0	0	0	0	0	0	0	0	2	1	4	0	.300
Mar 30	ARIZONA	*2b	3	0	0	0	0	0	0	1	0	0	0	0	0	0	1	1	4	0	.283
Mar 31	ARIZONA	*2b	4	1	1	0	0	0	0	1	0	0	0	1	0	0	0	0	1	1	.281
Apr 02	LONG BEACH STATE	*2b	2	1	0	0	0	0	0	3	0	0	0	0	0	0	2	1	2	0	.271
Apr 05	at USC	*2b	2	1	1	0	0	0	0	2	0	0	0	0	0	0	0	3	3	0	.279
Apr 06	at USC	*2b	2	0	0	0	0	0	0	1	0	0	0	0	0	0	0	0	1	0	.270
Apr 07	at USC	*2b	4	2	2	0	1	0	0	1	0	0	0	0	0	0	0	4	4	0	.284
04-09-19	at UNLV	*2b	3	1	1	2	0	0	0	0	0	0	0	1	0	0	1	2	2	0	.286
Apr 12	OREGON STATE	*2b	3	1	1	0	0	0	0	1	0	0	0	0	0	0	1	1	4	0	.288
Apr 13	OREGON STATE	*2b	3	0	1	0	0	0	0	1	0	0	0	0	0	0	0	3	3	0	.289
Apr 14	OREGON STATE	*2b	3	0	0	0	0	0	0	1	0	0	0	0	0	0	1	2	4	0	.278
Apr 16	SEATTLE U	*2b	3	1	0	0	0	0	0	0	0	0	0	1	0	0	1	1	3	1	.268
Apr 18	at Utah	*2b	6	3	3	2	1	1	0	0	0	0	0	0	0	0	2	0	3	0	.284
Apr 19	at Utah	*2b	4	2	2	2	0	0	0	0	0	0	0	0	0	0	0	3	4	0	.293
Apr 20	at Utah	*2b	4	0	1	1	0	0	0	0	0	0	0	0	0	0	1	3	3	0	.292
Apr 23	UNLV	*2b	3	2	1	0	0	0	0	1	1	0	0	0	0	0	1	2	2	0	.293
Apr 26	at Washington	*2b	4	0	1	0	0	0	0	0	0	0	0	0	0	0	1	3	3	0	.291
Apr 27	at Washington	*2b	6	3	2	0	1	0	0	0	0	0	0	0	0	0	1	2	4	0	.294
Apr 28	at Washington	*2b	3	0	0	0	0	0	0	1	0	0	0	0	0	0	2	2	4	2	.286
May 03	UCLA	*2b	2	1	0	0	0	0	0	1	0	0	0	0	0	0	1	2	3	0	.281
May 04	UCLA	*2b	3	1	1	0	0	0	0	0	0	0	0	0	0	0	0	4	1	0	.282
May 05	UCLA	*2b	4	0	0	0	0	0	0	0	0	0	0	0	0	0	3	5	7	0	.273
May 07	at Arizona	*2b	5	1	2	0	0	0	0	0	0	1	0	0	0	0	1	1	1	0	.278
May 10	at Nebraska	*2b	5	1	2	1	0	0	0	0	0	0	0	0	0	0	1	1	2	0	.282
May 11	at Nebraska	*2b	4	0	1	0	0	0	0	0	0	0	0	0	0	0	0	1	2	0	.281
May 12	at Nebraska	*2b	4	0	1	1	0	0	0	0	0	0	0	0	0	0	1	2	0	0	.281
May 17	at California	*2b	5	0	0	0	0	0	0	0	0	0	0	0	0	0	3	1	4	2	.271
May 19	at California-1	*2b	2	0	1	0	0	0	0	0	0	0	0	0	0	0	1	1	2	0	.274
May 23	STANFORD	*2b	3	1	1	0	0	0	0	0	0	0	0	0	0	0	1	0	4	0	.275
May 24	STANFORD	*2b	2	0	0	0	0	0	0	0	0	0	0	0	0	0	0	3	1	0	.272
May 25	STANFORD	*2b	2	0	0	0	0	0	0	1	0	0	0	0	0	0	1	0	0	0	.268
Totals		44qs	153	40	41	19	9	1	0	24	1	1	0	4	1	1	40	79	121	9	.268

On base pct. .365 • Slugging pct. .340

2019 Sun Devil Baseball
Individual Game-by-Game for Arizona State (as of May 28, 2019)

#15 Tolman,Erik - 24 games (All games)

Date	Opponent	Pos	AB	R	H	RBI	2B	3B	HR	BB	SB	CS	HBP	SAC	SF	GDP	K	PO	A	E	Avg
Feb 17	NOTRE DAME	p	0	0	0	0	0	0	0	0	0	0	0	0	0	0	0	0	1	0	.000
Feb 23	UC DAVIS-1	p	0	0	0	0	0	0	0	0	0	0	0	0	0	0	0	1	0	0	.000
Feb 23	UC DAVIS-2	of	0	0	0	0	0	0	0	0	0	0	0	0	0	0	0	0	0	0	.000
Feb 24	UC DAVIS	of/ph	2	0	0	0	0	0	0	0	0	0	0	0	0	0	0	0	0	0	.000
Feb 26	PEPPERDINE	*p	0	0	0	0	0	0	0	0	0	0	0	0	0	0	0	1	2	0	.000
Mar 02	MICHIGAN STATE	p	0	0	0	0	0	0	0	0	0	0	0	0	0	0	0	1	2	0	.000
Mar 10	XAVIER	*dh	3	2	3	1	0	0	0	0	0	0	1	0	0	0	0	0	0	0	.600
Mar 20	CAL BAPTIST	of	1	0	0	0	0	0	0	0	0	0	0	0	0	0	1	0	0	0	.500
3/22/19	at Oregon	ph/of	1	0	0	0	0	0	0	0	0	0	0	0	0	0	0	1	0	0	.429
3/23/19	at Oregon	p	0	0	0	0	0	0	0	0	0	0	0	0	0	0	0	3	1	0	.429
Apr 06	at USC	ph	1	0	0	0	0	0	0	0	0	0	0	0	0	0	1	0	0	0	.375
04-09-19	at UNLV	*p	0	0	0	0	0	0	0	0	0	0	0	0	0	0	0	0	1	0	.375
Apr 14	OREGON STATE	*dh/p	4	0	1	0	0	0	0	0	0	0	0	0	0	0	0	0	0	0	.333
Apr 16	SEATTLE U	*dh	4	3	3	4	1	0	2	0	0	0	0	0	0	0	0	0	0	0	.438
Apr 18	at Utah	*dh/p	5	0	1	1	0	0	0	1	0	0	0	0	0	1	1	0	0	0	.381
Apr 19	at Utah	*dh	4	2	1	0	0	0	0	1	0	0	0	0	0	0	0	0	0	0	.360
Apr 20	at Utah	ph	1	0	0	0	0	0	0	0	0	0	0	0	0	0	0	0	0	0	.346
Apr 23	UNLV	*p/dh	4	1	1	1	0	0	1	0	0	0	0	0	0	0	0	0	1	0	.333
Apr 26	at Washington	*dh	2	1	0	0	0	0	0	1	0	0	0	0	0	0	1	0	0	0	.312
Apr 27	at Washington	*dh	5	0	0	0	0	0	0	1	0	0	0	0	0	0	1	0	0	0	.270
Apr 28	at Washington	*p/dh	3	0	0	0	0	0	0	0	0	0	0	0	0	0	3	0	1	0	.250
May 03	UCLA	p/dh	1	0	0	0	0	0	0	0	0	0	0	0	0	0	1	0	0	0	.244
May 19	at California-1	ph/of	1	0	0	0	0	0	0	0	0	0	0	0	0	0	0	1	0	0	.238
May 23	STANFORD	*dh	2	0	0	0	0	0	0	0	0	0	0	0	0	0	1	0	0	0	.227
Totals		12gs	44	9	10	7	1	0	3	4	0	0	1	0	0	1	10	8	9	0	.227

On base pct. .306 • Slugging pct. .455

#15 Tolman,Erik - 23 appearances (All games)

Date	Opponent	GS	IP	H	R	ER	BB	SO	2B	3B	HR	WP	BK	HBP	IBB	Score	W-L	Sv	ERA	NP
Feb 15	NOTRE DAME		1.2	1	0	0	0	3	0	0	0	0	0	0	0	10-1	0-0	0	0.00	30
Feb 17	NOTRE DAME		0.2	1	1	1	1	1	0	0	0	0	0	0	0	16-5	0-0	0	3.86	24
Feb 23	UC DAVIS-1		1.0	0	0	0	0	0	0	0	0	0	0	0	0	3-2	0-0	1	2.70	8
Feb 26	PEPPERDINE	*	5.0	3	1	0	1	2	0	0	0	2	0	1	0	4-3	0-0	1	1.08	75
Mar 02	MICHIGAN STATE		3.0	1	0	0	1	1	0	0	0	1	0	1	0	8-5	1-0	1	0.79	38
Mar 09	XAVIER		3.0	0	0	0	0	4	0	0	0	0	0	0	0	8-3	1-0	1	0.63	45
Mar 13	NEW MEXICO STATE		2.2	1	0	0	2	4	0	0	0	1	0	0	0	7-3	2-0	1	0.53	52
Mar 16	WASHINGTON STATE		0.1	1	1	1	2	0	1	0	0	0	0	0	0	8-7	2-0	1	1.04	17
Mar 17	WASHINGTON STATE		2.1	1	0	0	2	4	0	0	0	0	0	1	0	6-5	3-0	1	0.92	52
3/23/19	at Oregon		4.2	1	0	0	3	4	1	0	0	0	0	0	0	4-5	3-0	1	0.74	69
Mar 29	ARIZONA		0.1	0	0	0	3	1	0	0	0	0	0	0	0	8-2	3-0	1	0.73	23
Mar 31	ARIZONA		1.0	2	2	2	1	1	2	0	0	1	0	0	0	17-16	3-0	1	1.40	23
Apr 07	at USC		0.2	0	0	0	1	1	0	0	0	0	0	0	0	11-8	3-0	2	1.37	18
04-09-19	at UNLV	*	3.0	3	0	0	4	2	2	0	0	1	0	0	0	9-10	3-0	2	1.23	65
Apr 14	OREGON STATE		3.0	1	0	0	3	3	0	0	0	0	0	0	0	3-4	3-0	2	1.11	46
Apr 18	at Utah		0.1	0	0	0	1	1	0	0	0	0	0	0	0	11-6	3-0	2	1.10	14
Apr 23	UNLV	*	4.1	3	2	2	1	5	0	0	0	0	0	2	0	9-2	3-0	2	1.46	76
Apr 28	at Washington	*	3.0	4	4	3	3	0	1	0	0	0	0	3	0	11-6	3-0	2	2.03	60
May 03	UCLA		0.1	0	0	0	0	0	0	0	0	0	0	0	0	2-3	3-0	2	2.01	3
May 05	UCLA		1.0	2	2	2	1	0	0	0	0	0	0	1	0	8-7	3-0	2	2.40	28
May 07	at Arizona		2.2	5	3	2	0	6	1	1	0	1	0	0	0	10-7	3-0	2	2.66	50
May 12	at Nebraska		3.1	2	2	2	5	5	1	0	0	1	0	1	1	5-8	3-1	2	2.85	67
May 24	STANFORD		0.1	1	0	0	0	1	1	0	0	0	0	0	0	4-6	3-1	2	2.83	12
Totals		4	47.2	33	18	15	35	49	10	1	0	8	0	10	1	182-124	3-1	2	2.83	-

2019 Sun Devil Baseball
Individual Game-by-Game for Arizona State (as of May 28, 2019)

#20 Torkelson, Spencer - 54 games (All games)

Date	Opponent	Pos	AB	R	H	RBI	2B	3B	HR	BB	SB	CS	HBP	SAC	SF	GDP	K	PO	A	E	Avg
Feb 15	NOTRE DAME	*1b	4	1	2	3	1	0	0	1	0	0	0	0	0	0	0	7	0	0	.500
Feb 16	NOTRE DAME	*1b	5	2	3	2	0	0	0	0	0	0	0	0	1	0	1	8	2	0	.556
Feb 17	NOTRE DAME	*1b	5	2	4	4	1	0	0	0	0	0	0	0	0	0	1	6	0	0	.643
Feb 20	SAN DIEGO	*1b	5	1	2	3	0	0	1	1	0	0	0	0	0	0	1	7	1	0	.579
Feb 23	UC DAVIS-1	*1b	4	0	2	1	0	0	0	0	0	0	0	0	0	0	0	9	1	0	.565
Feb 23	UC DAVIS-2	*1b	5	1	2	1	0	0	0	0	0	0	0	0	0	0	0	10	0	0	.536
Feb 24	UC DAVIS	*1b	3	2	2	1	0	0	0	1	0	0	0	0	1	0	0	9	1	0	.548
Feb 26	PEPPERDINE	*1b	4	0	0	0	0	0	0	0	0	0	0	0	0	0	2	7	2	0	.486
Mar 01	MICHIGAN STATE	*1b	5	1	2	0	0	0	0	0	0	0	0	0	0	0	1	13	1	0	.475
Mar 02	MICHIGAN STATE	*1b	5	2	2	4	1	0	1	1	0	0	0	0	0	0	1	10	1	0	.467
Mar 03	MICHIGAN STATE	*1b	3	1	1	0	1	0	0	3	0	0	0	0	0	0	0	6	0	0	.458
Mar 05	at Fullerton	*1b	3	0	0	0	0	0	0	2	0	0	0	0	0	0	2	7	0	0	.431
Mar 08	XAVIER	*1b	3	3	1	0	0	0	0	2	0	0	0	0	0	0	0	5	1	0	.426
Mar 09	XAVIER	*1b	4	1	1	1	0	0	0	0	0	0	0	0	0	0	2	7	1	0	.414
Mar 10	XAVIER	*1b	4	0	0	0	0	0	0	1	0	0	0	0	0	0	1	6	2	0	.387
Mar 13	NEW MEXICO STATE	*1b	4	1	1	0	0	0	0	1	0	0	0	0	0	0	0	5	0	0	.379
Mar 15	WASHINGTON STATE	*1b	3	1	1	0	0	0	0	1	0	0	0	0	0	0	0	11	3	0	.377
Mar 16	WASHINGTON STATE	*1b	4	1	2	1	0	0	1	0	0	0	0	0	0	0	1	10	2	0	.384
Mar 17	WASHINGTON STATE	*1b	5	1	2	0	0	0	0	0	0	0	0	0	0	0	1	4	0	0	.385
Mar 20	CAL BAPTIST	*1b	4	2	2	3	1	0	0	1	0	0	0	0	0	0	1	4	1	0	.390
3/22/19	at Oregon	*1b	3	2	1	2	0	0	1	2	0	0	0	0	0	0	0	7	0	0	.388
3/23/19	at Oregon	*1b	6	0	2	2	0	0	0	0	0	0	0	0	0	1	2	9	2	0	.385
Mar 24	at Oregon	*1b	4	1	2	0	1	0	0	1	0	0	0	0	0	0	1	9	0	0	.389
Mar 29	ARIZONA	*1b	5	1	3	1	1	0	1	0	0	0	0	0	0	0	0	8	0	0	.400
Mar 30	ARIZONA	*1b	3	2	1	0	0	0	0	1	0	0	1	0	0	0	1	10	0	0	.398
Mar 31	ARIZONA	*1b/of	5	2	1	2	0	0	1	2	0	0	0	0	0	0	1	3	0	1	.389
Apr 02	LONG BEACH STATE	*1b	4	2	1	1	0	0	0	1	0	0	1	0	0	0	0	9	1	0	.384
Apr 05	at USC	*1b	5	1	1	0	1	0	0	0	0	0	0	0	0	0	2	6	0	0	.376
Apr 06	at USC	*1b	5	1	2	1	1	0	1	0	0	0	0	0	0	0	0	9	2	0	.377
Apr 07	at USC	*1b	4	3	2	4	0	0	1	1	0	0	1	0	0	0	0	7	0	0	.381
04-09-19	at UNLV	*1b	5	1	2	2	0	0	1	0	0	0	0	0	0	0	1	8	0	0	.382
Apr 12	OREGON STATE	*1b	4	0	1	1	0	0	0	1	0	0	0	0	0	0	0	9	1	0	.378
Apr 13	OREGON STATE	*1b	4	1	1	1	0	0	1	1	0	0	0	0	0	0	1	6	0	0	.374
Apr 14	OREGON STATE	*1b	4	1	2	1	1	0	1	1	0	0	0	0	0	0	2	5	1	0	.378
Apr 16	SEATTLE U	*1b	3	3	1	0	1	0	0	2	0	0	0	0	0	1	0	3	4	0	.377
Apr 18	at Utah	*1b	6	1	1	2	0	0	1	1	0	0	0	0	0	0	1	10	2	1	.368
Apr 19	at Utah	*1b	3	0	1	2	0	0	0	2	0	0	0	0	0	0	1	9	0	0	.368
Apr 20	at Utah	*1b	5	0	0	0	0	0	0	0	0	0	0	0	0	0	0	6	1	0	.356
Apr 23	UNLV	*1b	5	2	2	1	0	0	1	0	0	0	0	0	0	0	1	10	0	0	.358
Apr 26	at Washington	*1b	5	1	2	2	0	0	1	0	0	0	0	0	0	0	2	5	4	0	.359
Apr 27	at Washington	*1b	4	1	1	1	0	0	1	3	0	1	0	0	0	0	0	9	1	0	.356
Apr 28	at Washington	*1b	4	1	1	0	0	0	0	1	0	0	0	0	0	0	1	9	0	0	.354
May 03	UCLA	*1b	4	0	0	0	0	0	0	0	0	0	0	0	0	0	2	8	1	0	.346
May 04	UCLA	*1b	4	0	1	0	1	0	0	0	0	0	0	0	0	0	2	5	0	0	.344
May 05	UCLA	*1b	4	2	2	1	0	0	1	0	0	0	0	0	0	0	1	10	0	0	.347
May 07	at Arizona	*1b	5	3	2	1	1	0	1	0	0	0	0	0	0	1	0	4	0	0	.349
May 10	at Nebraska	*1b	5	2	3	4	0	0	1	0	0	0	0	0	1	0	0	8	1	0	.355
May 11	at Nebraska	*1b	4	1	1	1	0	0	1	0	0	0	0	0	0	0	2	6	0	0	.353
May 12	at Nebraska	*1b	4	0	1	0	0	0	0	1	0	0	0	0	0	0	0	4	0	0	.351
May 17	at California	*1b	6	2	4	2	1	0	1	0	0	1	0	0	0	0	1	8	0	0	.360
May 19	at California-1	*1b	3	1	1	1	0	0	1	1	0	0	0	0	0	0	0	9	0	1	.359
May 23	STANFORD	*1b	3	1	1	0	0	0	0	2	0	0	0	0	0	0	0	11	0	0	.359
May 24	STANFORD	*1b	4	0	0	0	0	0	0	0	0	0	0	0	0	0	1	8	0	0	.353
May 25	STANFORD	*1b	3	0	0	0	0	0	0	1	1	0	0	0	0	0	0	5	0	0	.348
Totals		54gs	227	62	79	60	14	0	21	40	1	2	3	0	3	3	41	403	40	3	.348

On base pct. .447 • Slugging pct. .687

2019 Sun Devil Baseball
Individual Game-by-Game for Arizona State (as of May 28, 2019)

#19 Vander Kooi, Boyd - 10 games (All games)

Date	Opponent	Pos	AB	R	H	RBI	2B	3B	HR	BB	SB	CS	HBP	SAC	SF	GDP	K	PO	A	E	Avg
Mar 02	MICHIGAN STATE	*p	0	0	0	0	0	0	0	0	0	0	0	0	0	0	0	0	0	1	.000
Mar 08	XAVIER	*p	0	0	0	0	0	0	0	0	0	0	0	0	0	0	0	2	0	0	.000
Mar 16	WASHINGTON STATE	*p	0	0	0	0	0	0	0	0	0	0	0	0	0	0	0	1	2	0	.000
Mar 30	ARIZONA	*p	0	0	0	0	0	0	0	0	0	0	0	0	0	0	0	1	1	0	.000
Apr 06	at USC	*p	0	0	0	0	0	0	0	0	0	0	0	0	0	0	0	1	1	1	.000
Apr 13	OREGON STATE	*p	0	0	0	0	0	0	0	0	0	0	0	0	0	0	0	0	2	0	.000
Apr 19	at Utah	*p	0	0	0	0	0	0	0	0	0	0	0	0	0	0	0	1	1	1	.000
Apr 27	at Washington	*p	0	0	0	0	0	0	0	0	0	0	0	0	0	0	0	1	1	0	.000
May 03	UCLA	pr	0	0	0	0	0	0	0	0	0	0	0	0	0	0	0	0	0	0	.000
May 23	STANFORD	pr	0	1	0	0	0	0	0	0	0	0	0	0	0	0	0	0	0	0	.000
Totals		8gs	0	1	0	0	0	0	0	0	0	0	0	0	0	0	0	7	8	3	.000

On base pct. .000 • Slugging pct. .000

#19 Vander Kooi, Boyd - 15 appearances (All games)

Date	Opponent	GS	IP	H	R	ER	BB	SO	2B	3B	HR	WP	BK	HBP	IBB	Score	W-L	Sv	ERA	NP
Feb 16	NOTRE DAME	*	3.2	6	5	5	2	3	0	0	1	2	0	1	1	20-7	0-0	0	12.27	72
Feb 23	UC DAVIS-2	*	5.0	5	2	2	4	8	1	0	0	1	0	0	0	13-3	1-0	0	7.27	82
Mar 02	MICHIGAN STATE	*	5.0	4	4	2	2	6	0	0	1	0	0	0	0	8-5	1-0	0	5.93	77
Mar 08	XAVIER	*	7.0	5	0	0	2	6	1	0	0	1	0	1	0	12-0	2-0	0	3.92	95
Mar 16	WASHINGTON STATE	*	6.1	6	4	4	2	4	0	1	0	0	0	0	0	8-7	2-0	0	4.33	92
3/23/19	at Oregon	*	2.2	3	4	4	5	3	0	0	0	0	0	1	0	4-5	2-0	0	5.16	68
Mar 30	ARIZONA	*	6.0	5	3	3	3	4	0	0	1	0	0	0	0	8-3	3-0	0	5.05	91
Apr 06	at USC	*	5.0	9	6	5	2	1	3	1	2	0	0	0	0	3-7	3-1	0	5.53	77
Apr 13	OREGON STATE	*	6.2	8	4	4	5	6	3	0	0	0	0	0	1	4-6	3-1	0	5.51	105
Apr 19	at Utah	*	9.0	10	5	4	2	5	3	0	0	0	0	2	0	8-5	4-1	0	5.27	114
Apr 27	at Washington	*	6.2	9	6	5	1	8	0	0	1	4	0	1	0	9-10	4-1	0	5.43	102
May 04	UCLA	*	4.1	9	8	8	2	4	2	0	3	1	0	0	0	3-18	4-2	0	6.15	81
May 11	at Nebraska	*	7.0	7	2	2	2	7	0	0	0	0	0	0	1	1-2	4-3	0	5.81	93
May 19	at California-1	*	6.0	9	3	3	2	4	1	0	0	0	0	2	1	2-3	4-4	0	5.71	100
May 25	STANFORD	*	7.0	5	0	0	0	11	0	0	0	0	0	0	0	2-3	4-4	0	5.26	90
Totals		15	87.1	100	56	51	36	80	14	2	9	9	0	8	4	105-84	4-4	0	5.26	-

2019 Sun Devil Baseball
Individual Game-by-Game for Arizona State (as of May 28, 2019)

#5 Williams,Alika - 54 games (All games)

Date	Opponent	Pos	AB	R	H	RBI	2B	3B	HR	BB	SB	CS	HBP	SAC	SF	GDP	K	PO	A	E	Avg
Feb 15	NOTRE DAME	*SS	4	2	1	2	0	0	0	0	0	0	0	0	0	0	1	2	4	0	.250
Feb 16	NOTRE DAME	*SS	3	1	2	0	0	0	0	1	0	0	0	0	0	0	1	1	1	0	.429
Feb 17	NOTRE DAME	*SS	1	1	0	0	0	0	0	1	0	0	1	0	0	0	0	0	0	0	.375
Feb 20	SAN DIEGO	*SS	3	1	1	0	0	0	0	1	0	1	1	0	0	0	0	2	2	0	.364
Feb 23	UC DAVIS-1	*SS	3	0	1	0	1	0	0	0	0	0	0	0	0	0	0	2	4	0	.357
Feb 23	UC DAVIS-2	*SS	2	1	1	1	1	0	0	0	0	0	0	1	0	0	1	0	1	0	.375
Feb 24	UC DAVIS	*SS	3	1	1	0	0	0	0	0	0	0	0	0	0	0	0	0	0	0	.368
Feb 26	PEPPERDINE	*SS	4	0	1	1	0	0	0	0	0	0	0	0	0	0	2	0	0	0	.348
Mar 01	MICHIGAN STATE	*SS	3	1	1	1	0	0	0	1	1	0	0	0	0	0	0	0	5	1	.346
Mar 02	MICHIGAN STATE	*SS	5	0	1	0	0	0	0	0	0	0	0	0	0	0	1	2	2	0	.323
Mar 03	MICHIGAN STATE	*SS	5	2	4	3	3	0	0	0	0	0	0	0	0	0	0	3	3	0	.389
Mar 05	at Fullerton	*SS	3	2	2	3	0	0	1	1	0	0	0	0	0	0	0	0	4	0	.410
Mar 08	XAVIER	*SS	3	1	1	1	0	0	0	2	0	1	0	0	0	1	0	0	1	0	.405
Mar 09	XAVIER	*SS	4	0	0	0	0	0	0	0	0	0	0	0	0	0	0	1	2	0	.370
Mar 10	XAVIER	*SS	3	2	1	1	0	0	0	2	0	0	0	0	0	0	1	0	2	0	.367
Mar 13	NEW MEXICO STATE	*SS	4	0	2	2	0	0	0	1	1	0	0	0	0	0	1	1	1	0	.377
Mar 15	WASHINGTON STATE	*SS	4	1	1	0	0	0	0	0	0	0	0	0	0	0	2	3	2	0	.368
Mar 16	WASHINGTON STATE	*SS	4	1	1	0	1	0	0	0	0	0	0	0	0	0	0	1	3	1	.361
Mar 17	WASHINGTON STATE	*SS	4	2	4	2	0	0	0	0	1	1	0	0	0	0	0	3	3	1	.400
Mar 20	CAL BAPTIST	*SS	3	1	1	2	0	0	0	2	0	0	1	0	0	0	0	2	3	0	.397
3/22/19	at Oregon	*SS	4	2	2	1	0	0	0	1	1	0	0	0	0	0	0	3	4	0	.403
3/23/19	at Oregon	*SS	5	1	1	0	0	0	0	1	0	0	0	0	0	0	0	0	3	0	.390
Mar 24	at Oregon	*SS	3	0	1	2	0	0	0	0	0	0	0	1	1	0	1	2	3	0	.387
Mar 29	ARIZONA	*SS	3	2	1	0	1	0	0	1	0	0	0	0	0	0	0	0	1	0	.386
Mar 30	ARIZONA	*SS	3	2	1	0	1	0	0	1	0	0	1	0	0	0	0	0	3	0	.384
Mar 31	ARIZONA	*SS	6	2	2	3	0	0	1	1	0	0	0	0	0	0	0	1	1	0	.380
Apr 02	LONG BEACH STATE	*SS	5	1	1	3	1	0	0	0	0	0	0	0	0	0	0	0	3	1	.371
Apr 05	at USC	*SS	4	1	1	1	0	0	0	0	0	0	0	0	0	0	0	0	1	0	.366
Apr 06	at USC	*SS	2	1	2	1	0	0	1	1	0	0	1	0	0	0	0	3	5	0	.379
Apr 07	at USC	*SS	4	0	2	3	0	0	0	0	0	0	1	0	0	0	0	3	1	0	.383
04-09-19	at UNLV	*SS	3	1	0	1	0	0	0	1	1	0	0	0	1	0	1	1	6	0	.373
Apr 12	OREGON STATE	*SS	5	0	1	0	0	0	0	0	0	0	0	0	0	0	0	0	3	0	.365
Apr 13	OREGON STATE	*SS	4	0	1	0	0	0	0	0	0	0	0	0	0	0	1	1	1	0	.361
Apr 14	OREGON STATE	*SS	3	0	0	0	0	0	0	1	0	0	0	0	0	0	2	1	1	0	.352
Apr 16	SEATTLE U	*SS	3	1	2	4	0	1	0	0	0	0	1	0	1	0	0	3	3	1	.360
Apr 18	at Utah	*SS	6	1	3	1	1	0	0	0	1	0	0	0	0	0	0	3	3	0	.366
Apr 19	at Utah	*SS	5	1	1	0	0	1	0	0	0	0	0	0	0	0	0	4	8	0	.360
Apr 20	at Utah	*SS	3	1	1	0	0	0	0	1	0	0	0	0	0	1	0	2	3	0	.360
Apr 23	UNLV	*SS	5	0	2	3	0	0	0	0	0	0	0	0	0	0	1	1	3	0	.361
Apr 26	at Washington	*SS	4	1	2	0	0	0	0	1	0	0	0	0	0	0	1	1	2	0	.365
Apr 27	at Washington	*SS	6	1	0	0	0	0	0	0	1	0	0	0	0	0	2	2	3	0	.351
Apr 28	at Washington	*SS	4	3	2	0	0	1	0	1	0	0	0	0	0	0	1	4	7	0	.354
May 03	UCLA	*SS	3	1	0	0	0	0	0	1	0	0	0	0	0	0	1	5	2	0	.348
May 04	UCLA	*SS	4	1	1	3	0	0	1	0	0	0	0	0	0	0	1	2	1	0	.345
May 05	UCLA	*SS	3	2	1	0	0	0	0	1	0	0	0	0	0	0	1	2	5	1	.345
May 07	at Arizona	*SS	2	2	1	1	0	0	0	2	0	0	0	0	1	0	1	1	0	2	.347
May 10	at Nebraska	*SS	5	0	0	0	0	0	0	1	0	0	0	0	0	0	0	1	2	0	.337
May 11	at Nebraska	*SS	4	0	2	0	0	0	0	0	2	0	0	0	0	0	0	0	2	0	.341
May 12	at Nebraska	*SS	3	0	0	0	0	0	0	1	0	1	0	0	0	1	1	1	1	0	.335
May 17	at California	*SS	6	1	2	0	0	0	0	0	0	0	0	0	0	0	0	0	5	0	.335
May 19	at California-1	*SS	4	0	0	0	0	0	0	0	0	0	0	0	0	0	0	4	3	0	.328
May 23	STANFORD	*SS	4	1	3	2	0	0	0	0	0	0	0	0	1	0	0	1	4	0	.337
May 24	STANFORD	*SS	4	1	0	0	0	0	0	0	0	0	0	0	0	0	1	1	3	0	.330
May 25	STANFORD	*SS	2	0	1	0	0	0	0	2	0	0	0	0	0	0	0	2	2	0	.332
Totals		54gs	202	51	67	48	10	3	4	31	9	4	7	2	5	3	26	80	141	8	.332

On base pct. .429 • Slugging pct. .470

2019 Sun Devil Baseball
Individual Game-by-Game for Arizona State (as of May 28, 2019)

#14 Workman,Gage - 54 games (All games)

Date	Opponent	Pos	AB	R	H	RBI	2B	3B	HR	BB	SB	CS	HBP	SAC	SF	GDP	K	PO	A	E	Avg
Feb 15	NOTRE DAME	*3b	4	0	0	0	0	0	0	0	0	0	0	0	0	0	2	1	1	0	.000
Feb 16	NOTRE DAME	*3b	6	3	4	2	1	0	0	0	0	0	0	0	0	0	1	1	0	0	.400
Feb 17	NOTRE DAME	*3b	5	1	2	1	0	0	0	0	0	0	0	0	0	0	1	1	4	0	.400
Feb 20	SAN DIEGO	*3b	4	2	2	2	0	0	0	1	1	0	0	0	0	0	0	2	1	0	.421
Feb 23	UC DAVIS-1	*3b	3	0	1	0	0	0	0	0	0	0	0	0	0	0	1	0	5	1	.409
Feb 23	UC DAVIS-2	*3b	3	2	3	1	0	1	0	2	0	0	0	0	0	0	0	1	2	0	.480
Feb 24	UC DAVIS	*3b/ss	5	1	3	2	0	0	0	0	0	0	0	0	0	0	1	1	4	1	.500
Feb 26	PEPPERDINE	*3b	4	0	1	0	0	0	0	0	0	0	0	0	0	0	1	1	5	1	.471
Mar 01	MICHIGAN STATE	*3b	4	1	1	0	0	0	0	0	0	0	0	0	0	0	0	0	2	0	.447
Mar 02	MICHIGAN STATE	*3b	5	0	0	0	0	0	0	0	0	0	0	0	0	0	2	0	2	0	.395
Mar 03	MICHIGAN STATE	*3b	4	0	0	1	0	0	0	0	0	0	0	0	1	0	2	2	3	0	.362
Mar 05	at Fullerton	*3b	3	2	1	0	0	0	0	1	0	0	0	0	0	0	0	0	1	0	.360
Mar 08	XAVIER	*3b	3	0	1	0	0	0	0	1	1	0	0	0	0	0	1	0	1	0	.358
Mar 09	XAVIER	*3b	3	0	1	1	1	0	0	1	0	0	0	0	0	0	1	0	0	0	.357
Mar 10	XAVIER	*3b	4	1	2	0	0	0	0	1	0	0	0	0	0	1	0	2	1	0	.367
Mar 13	NEW MEXICO STATE	*3b	4	0	0	0	0	0	0	1	0	0	0	0	0	0	3	1	0	0	.344
Mar 15	WASHINGTON STATE	*3b	4	2	2	4	0	0	2	0	0	0	0	0	0	0	2	3	4	0	.353
Mar 16	WASHINGTON STATE	*3b	3	1	1	2	0	0	1	1	1	0	0	0	0	0	0	0	1	0	.352
Mar 17	WASHINGTON STATE	*3b	3	1	0	0	0	0	0	1	0	0	0	0	0	0	1	1	0	0	.338
Mar 20	CAL BAPTIST	*3b	5	0	2	1	1	0	0	0	0	0	0	0	0	0	3	0	1	1	.342
3/22/19	at Oregon	*3b	3	2	1	1	0	0	0	2	1	0	0	0	0	0	0	2	2	0	.341
3/23/19	at Oregon	*3b	5	0	1	1	0	0	0	0	0	0	0	0	0	0	3	2	5	1	.333
Mar 24	at Oregon	*3b	4	1	2	0	2	0	0	0	0	0	0	0	0	0	0	0	3	0	.341
Mar 29	ARIZONA	*3b	4	0	3	2	0	0	0	0	0	0	0	0	0	0	0	1	1	0	.358
Mar 30	ARIZONA	*3b	2	1	0	0	0	0	0	2	0	0	0	0	0	0	1	0	0	0	.351
Mar 31	ARIZONA	*3b	6	0	1	0	0	0	0	0	0	1	0	0	0	0	4	0	3	0	.340
Apr 02	LONG BEACH STATE	*3b	5	0	1	1	0	0	0	0	0	0	0	0	0	0	2	0	2	0	.333
Apr 05	at USC	*3b	3	0	0	0	0	0	0	1	0	0	0	0	0	0	1	1	1	0	.324
Apr 06	at USC	*3b	2	0	0	1	0	0	0	1	0	0	0	0	1	0	1	0	2	0	.319
Apr 07	at USC	*3b	2	2	1	0	0	0	0	3	0	0	0	0	0	0	0	0	1	0	.322
04-09-19	at UNLV	*3b	4	1	0	0	0	0	0	0	0	0	0	0	0	0	0	2	2	0	.311
Apr 12	OREGON STATE	*3b	3	0	2	1	0	0	0	1	0	0	0	0	0	0	0	1	0	0	.320
Apr 13	OREGON STATE	*3b	4	1	3	1	0	0	1	0	0	0	0	0	0	0	1	0	2	0	.333
Apr 14	OREGON STATE	*3b	3	1	0	0	0	0	0	1	0	0	0	0	0	0	2	2	1	0	.326
Apr 16	SEATTLE U	*3b	3	0	0	0	0	0	0	0	0	0	1	0	0	0	0	2	1	0	.318
Apr 18	at Utah	*3b	5	1	1	0	0	0	0	1	1	0	0	0	0	0	1	3	3	0	.314
Apr 19	at Utah	*3b	4	1	3	1	1	0	0	0	0	0	0	0	0	0	0	0	2	0	.326
Apr 20	at Utah	*3b	2	1	1	1	0	0	0	2	0	0	0	0	0	0	0	0	2	0	.329
Apr 23	UNLV	*3b	3	1	2	1	0	0	1	1	1	0	0	0	0	0	0	2	3	0	.336
Apr 26	at Washington	*3b	4	1	1	0	1	0	0	0	0	0	0	0	0	0	1	0	2	0	.333
Apr 27	at Washington	*3b	5	0	2	1	1	0	0	1	0	0	0	0	0	0	2	2	1	0	.335
Apr 28	at Washington	*3b	5	1	2	1	0	1	0	0	0	0	0	0	0	0	3	1	1	0	.338
May 03	UCLA	*3b	4	0	0	1	0	0	0	0	0	0	0	0	0	0	1	0	3	0	.329
May 04	UCLA	*3b	4	0	1	0	0	0	0	0	0	0	0	0	0	0	2	1	1	0	.327
May 05	UCLA	*3b	3	1	2	2	1	0	1	0	0	0	0	0	1	0	1	1	2	1	.333
May 07	at Arizona	*3b	4	0	2	1	0	0	0	1	2	0	0	0	0	0	0	1	1	0	.337
May 10	at Nebraska	*3b	4	3	2	3	0	0	1	1	0	0	0	0	0	0	2	1	2	0	.341
May 11	at Nebraska	*3b	4	0	0	0	0	0	0	0	0	0	0	0	0	0	4	0	0	0	.333
May 12	at Nebraska	*3b	3	1	0	0	0	0	0	0	0	0	1	0	0	1	1	1	3	0	.328
May 17	at California	*3b	4	0	1	2	0	1	0	0	0	0	1	0	0	0	1	1	1	0	.326
May 19	at California-1	*3b	4	0	1	0	0	1	0	0	0	0	0	0	0	0	2	1	4	0	.325
May 23	STANFORD	*3b	4	1	2	1	1	0	0	1	0	0	0	0	0	0	1	1	3	1	.328
May 24	STANFORD	*3b	3	1	1	2	0	0	1	1	0	0	0	0	0	0	1	0	2	0	.328
May 25	STANFORD	*3b	4	0	0	0	0	0	0	0	0	0	0	0	0	0	3	0	3	0	.322
Totals		54gs	205	39	66	42	10	4	8	30	8	1	3	0	3	2	64	44	104	8	.322

On base pct. .411 • Slugging pct. .527

2019 Sun Devil Baseball
Overall Statistics for Arizona State (as of May 28, 2019)
(All games Sorted by Batting avg)

Record: 37-17 Home: 27-7 Away: 10-10 Pac-12: 16-13

Player	avg	gp-gs	ab	r	h	2b	3b	hr	rbi	tb	slg%	bb	hp	so	gdp	ob%	sf	sh	sb-att	po	a	e	fld%
Torkelson, Spencer	.348	54-54	227	62	79	14	0	21	60	156	.687	40	3	41	3	.447	3	0	1-3	403	40	3	.993
Bishop, Hunter	.347	54-54	213	64	74	15	4	22	61	163	.765	43	8	58	4	.473	0	0	11-18	138	1	1	.993
Hauver, Trevor	.333	54-54	231	56	77	16	0	13	48	132	.571	35	3	53	1	.421	4	0	0-3	81	3	2	.977
Williams, Alike	.332	54-54	202	51	67	10	3	4	48	95	.470	31	7	26	3	.429	5	2	9-13	80	141	8	.965
Workman, Gage	.322	54-54	205	39	66	10	4	8	42	108	.527	30	3	64	2	.411	3	0	8-9	44	104	8	.949
Lin, Lyle	.303	53-47	208	38	63	8	0	9	46	98	.471	12	0	28	1	.335	4	2	0-0	185	9	4	.980
Aldrete, Carter	.286	53-52	199	35	57	13	0	9	43	97	.487	24	1	55	6	.360	4	0	0-0	99	38	3	.979
Swift, Drew	.268	44-44	153	40	41	9	1	0	19	52	.340	24	0	40	1	.365	1	4	1-2	79	121	9	.957
Ferri, Sam	.250	44-38	124	22	31	7	1	2	23	46	.371	7	2	25	1	.301	0	2	0-0	264	32	4	.987

Denson, Myles	.293	38-18	82	11	24	5	3	0	10	35	.427	9	0	15	1	.359	1	2	0-0	22	1	0	1.000
Cheema, Nick	.250	9-0	8	0	2	0	0	0	0	2	.250	0	1	3	0	.333	0	0	0-0	12	1	0	1.000
Tolman, Erik	.227	18-10	44	9	10	1	0	3	7	20	.455	4	1	10	1	.306	0	0	0-0	8	9	0	1.000
Austin, Cole	.208	9-5	24	2	5	1	0	0	2	6	.250	2	0	8	0	.259	1	0	0-0	2	0	0	1.000
Lidd, Marc	.182	10-0	11	1	2	0	0	1	1	5	.455	0	0	3	0	.182	0	0	0-0	7	2	1	.900
Garcia, Dusty	.172	33-3	29	9	5	1	0	0	0	6	.207	6	0	14	0	.314	0	1	4-6	14	0	1	.933
Dabovich, RJ	.000	1-1	1	0	0	0	0	0	0	0	.000	0	0	1	0	.000	0	0	0-0	2	5	0	1.000
Montoya, Chaz	.000	2-0	0	0	0	0	0	0	0	0	.000	1	0	0	0	1.000	0	0	0-0	1	3	0	1.000
La Flam, Luke	.000	1-0	0	1	0	0	0	0	0	0	.000	0	0	0	0	.000	0	0	0-0	3	0	0	1.000
Vander Kooi, Boyd	.000	2-0	0	1	0	0	0	0	0	0	.000	0	0	0	0	.000	0	0	0-0	7	8	3	.833
Totals	.307	54	1961	441	603	110	16	92	410	1021	.521	268	29	444	24	.394	26	13	34-54	1471	541	52	.975
Opponents	.266	54	1887	283	501	91	10	47	251	753	.399	245	55	461	47	.363	20	21	50-61	1421	494	67	.966

LOB - Team (435), Opp (474). DPs turned - Team (58), Opp (35). CI - Team (0), Opp (1). IBB - Team (16), Bishop, H 8, Torkelson, S 4, Workman, G 3, Aldrete, C 1, Opp (12). Picked off - Aldrete, C 2, Williams, A 1, Workman, G 1, Bishop, H 1, Swift, D 1, Hauver, T 1.

(All games Sorted by Earned run avg)

Player	era	w-l	app	gs	cg	sho	sv	ip	h	r	er	bb	so	2b	3b	hr	b/avg	wp	hp	bk	sfa	sha
Tolman, Erik	2.83	3-1	23	4	0	0/0	2	47.2	33	18	15	35	49	10	1	0	.198	8	10	0	3	1
Marsh, Alec	3.17	9-3	16	15	1	0/2	0	96.2	85	40	34	33	92	18	2	10	.241	3	7	0	1	4
Romero, Sam	4.33	3-2	24	8	0	0/2	2	43.2	57	22	21	21	37	6	0	5	.313	5	5	1	2	0
Dabovich, RJ	4.47	6-1	15	8	0	0/0	3	46.1	49	28	23	21	41	11	1	6	.263	4	4	1	1	1
Corrigan, Brady	5.22	3-4	28	2	0	0/0	2	50.0	51	30	29	28	65	12	1	4	.259	4	6	0	2	1
Vander Kooi, Boyd	5.26	4-4	15	15	1	0/1	0	87.1	100	56	51	36	80	14	2	9	.297	9	8	0	4	8

Denson, Myles	0.00	0-0	1	0	0	0/0	0	1.0	1	0	0	0	1	0	0	0	.250	0	0	0	0	0
Montoya, Chaz	3.18	3-0	25	0	0	0/0	2	22.2	18	9	8	13	19	0	0	3	.220	1	1	0	1	0
Burzell, Blake	4.19	5-0	28	0	0	0/0	1	38.2	34	23	18	14	35	6	1	3	.233	3	8	1	1	4
Levine, Will	5.74	0-0	11	0	0	0/1	0	15.2	20	11	10	13	11	1	1	1	.308	4	1	1	1	1
La Flam, Luke	7.24	0-1	10	1	0	0/0	0	13.2	17	11	11	9	10	4	1	2	.315	1	1	1	0	1
Lidd, Marc	7.43	1-0	7	0	0	0/0	0	13.1	12	11	11	10	9	1	0	2	.240	2	0	0	1	0
Aldrete, Carter	9.00	0-0	1	0	0	0/0	0	1.0	1	1	1	2	1	0	0	0	.250	0	0	0	0	0
Cacchione, Dom	11.70	0-1	9	1	0	0/1	0	10.0	14	15	13	7	9	5	0	2	.326	1	4	0	2	0
Davis, Colby	16.88	0-0	3	0	0	0/0	0	2.2	9	8	5	3	2	3	0	0	.529	0	0	0	1	0
Totals	4.59	37-17	54	54	2	3/3	12	490.1	501	283	250	245	461	91	10	47	.266	45	55	5	20	21
Opponents	7.25	17-37	54	54	1	0/0	9	474.0	603	441	382	268	444	110	16	92	.307	60	29	6	26	13

PB - Team (10), Ferri, S 7, Lin, L 2, Cheema, N 1, Opp (9). Pickoffs - Team (3), Marsh, A 2, Ferri, S 1, Opp (7). SBA/ATT - Ferri, S (29-35), Lin, L (21-23), Marsh, A (12-16), Vander Kooi (9-11), Corrigan, B (7-8), Dabovich, RJ (7-7), Burzell, B (5-6), Romero, S (2-4), Tolman, E (3-4), Montoya, C (2-2), La Flam, L (1-1), Davis, C (1-1), Levine, W (1-1).

2019 Sun Devil Baseball
Overall Statistics for Arizona State (as of May 28, 2019)
(All games Sorted by Fielding pct)

Player	c	po	a	e	fld%	dp	sba	csb	sba%	pb	ci
Denson, Myles	23	22	1	0	1.000	1	0	0	---	0	0
Tolman, Erik	17	8	9	0	1.000	1	3	1	.750	0	0
Cheema, Nick	13	12	1	0	1.000	0	0	0	---	1	0
Dabovich, RJ	7	2	5	0	1.000	1	7	0	1.000	0	0
Corrigan, Brady	6	4	2	0	1.000	0	7	1	.875	0	0
Montoya, Chaz	4	1	3	0	1.000	0	2	0	1.000	0	0
La Flam, Luke	3	3	0	0	1.000	0	1	0	1.000	0	0
Levine, Will	3	2	1	0	1.000	0	1	0	1.000	0	0
Austin, Cole	2	2	0	0	1.000	0	0	0	---	0	0
Davis, Colby	1	1	0	0	1.000	0	1	0	1.000	0	0
Torkelson, Spencer	446	403	40	3	.993	54	0	0	---	0	0
Bishop, Hunter	140	138	1	1	.993	0	0	0	---	0	0
Ferri, Sam	300	264	32	4	.987	1	29	6	.829	7	0
Lin, Lyle	198	185	9	4	.980	2	21	2	.913	2	0
Aldrete, Carter	140	99	38	3	.979	10	0	0	---	0	0
Hauver, Trevor	86	81	3	2	.977	0	0	0	---	0	0
Williams, Alika	229	80	141	8	.965	34	0	0	---	0	0
Swift, Drew	209	79	121	9	.957	33	0	0	---	0	0
Marsh, Alec	20	8	11	1	.950	0	12	4	.750	0	0
Workman, Gage	156	44	104	8	.949	17	0	0	---	0	0
Garcia, Dusty	15	14	0	1	.933	0	0	0	---	0	0
Lidd, Marc	10	7	2	1	.900	0	0	0	---	0	0
Romero, Sam	7	2	4	1	.857	0	2	2	.500	0	0
Vander Kooi, Boyd	18	7	8	3	.833	0	9	2	.818	0	0
Burzell, Blake	9	2	5	2	.778	0	5	1	.833	0	0
Cacchione, Dom	2	1	0	1	.500	0	0	0	---	0	0
Totals	2064	1471	541	52	.975	58	50	11	.820	10	0
Opponents	1982	1421	494	67	.966	35	34	20	.630	9	1

Hitting minimums - 1 Games 2.0 AB/Game 1 TPA
Pitching minimums - 1 Games 0.8 IP/Game

2019 Sun Devil Baseball
Game Results for Arizona State (as of May 28, 2019)
(All games)

Date	Opponent		Score	Inns	Overall	Pac-12	Pitcher of record	Attend	Time
Feb 15, 2019	NOTRE DAME	w	10-1	9	1-0-0	0-0-0	Marsh,A (W 1-0)	2630	2:48
Feb 16, 2019	NOTRE DAME	w	20-7	9	2-0-0	0-0-0	Burzell,B (W 1-0)	2723	3:30
Feb 17, 2019	NOTRE DAME	w	16-5	9	3-0-0	0-0-0	Dabovich,RJ (W 1-0)	2554	3:20
Feb 20, 2019	SAN DIEGO	w	12-2	9	4-0-0	0-0-0	Montoya,C (W 1-0)	1624	3:35
Feb 23, 2019	UC DAVIS-1	w	3-2	9	5-0-0	0-0-0	Marsh,A (W 2-0)	-	2:24
Feb 23, 2019	UC DAVIS-2	w	13-3	9	6-0-0	0-0-0	Vander Kooi (W 1-0)	2078	2:57
Feb 24, 2019	UC DAVIS	w	17-2	9	7-0-0	0-0-0	Dabovich,RJ (W 2-0)	1826	2:44
Feb 26, 2019	PEPPERDINE	w	4-3	9	8-0-0	0-0-0	Corrigan,B (W 1-0)	1776	2:50
Mar 01, 2019	MICHIGAN STATE	w	8-0	9	9-0-0	0-0-0	Marsh,A (W 3-0)	2563	2:30
Mar 02, 2019	MICHIGAN STATE	w	8-5	(11)	10-0-0	0-0-0	Tolman,E (W 1-0)	2733	3:24
Mar 03, 2019	MICHIGAN STATE	w	13-2	9	11-0-0	0-0-0	Dabovich,RJ (W 3-0)	2560	2:50
Mar 05, 2019	at Fullerton	w	6-4	9	12-0-0	0-0-0	Corrigan,B (W 2-0)	1096	3:07
Mar 08, 2019	XAVIER	w	12-0	9	13-0-0	0-0-0	Vander Kooi (W 2-0)	2213	2:55
Mar 09, 2019	XAVIER	w	8-3	9	14-0-0	0-0-0	Marsh,A (W 4-0)	2558	2:43
Mar 10, 2019	XAVIER	w	11-6	9	15-0-0	0-0-0	Dabovich,RJ (W 4-0)	2488	3:35
Mar 13, 2019	NEW MEXICO STATE	w	7-3	9	16-0-0	0-0-0	Tolman,E (W 2-0)	2519	3:50
* Mar 15, 2019	WASHINGTON STATE	w	6-0	9	17-0-0	1-0-0	Marsh,A (W 5-0)	3489	3:00
* Mar 16, 2019	WASHINGTON STATE	w	8-7	9	18-0-0	2-0-0	Montoya,C (W 2-0)	4079	3:15
* Mar 17, 2019	WASHINGTON STATE	w	6-5	9	19-0-0	3-0-0	Tolman,E (W 3-0)	3303	3:40
Mar 20, 2019	CAL BAPTIST	w	15-9	9	20-0-0	3-0-0	Romero,S (W 1-0)	2851	3:20
* 3/22/19	at Oregon	w	12-2	9	21-0-0	4-0-0	Marsh,A (W 6-0)	793	3:12
* 3/23/19	at Oregon	L	4-5	(12)	21-1-0	4-1-0	Corrigan,B (L 2-1)	888	4:36
* Mar 24, 2019	at Oregon	w	7-3	9	22-1-0	5-1-0	Dabovich,RJ (W 5-0)	1150	3:12
* Mar 29, 2019	ARIZONA	w	8-2	9	23-1-0	6-1-0	Marsh,A (W 7-0)	6059	3:15
* Mar 30, 2019	ARIZONA	w	8-3	9	24-1-0	7-1-0	Vander Kooi (W 3-0)	5688	3:15
* Mar 31, 2019	ARIZONA	w	17-16	9	25-1-0	8-1-0	Romero,S (W 2-0)	4461	5:10
Apr 02, 2019	LONG BEACH STATE	L	9-14	9	25-2-0	8-1-0	Cacchione,D (L 0-1)	2525	3:55
* Apr 05, 2019	at USC	L	6-10	9	25-3-0	8-2-0	Marsh,A (L 7-1)	493	3:06
* Apr 06, 2019	at USC	L	3-7	9	25-4-0	8-3-0	Vander Kooi (L 3-1)	579	2:48
* Apr 07, 2019	at USC	w	11-8	9	26-4-0	9-3-0	Corrigan,B (W 3-1)	611	3:44
04-09-19	at UNLV	L	9-10	9	26-5-0	9-3-0	Romero,S (L 2-1)	666	3:18
* Apr 12, 2019	#3 OREGON STATE	w	4-1	9	27-5-0	10-3-0	Marsh,A (W 8-1)	3410	2:45
* Apr 13, 2019	#3 OREGON STATE	L	4-6	9	27-6-0	10-4-0	Corrigan,B (L 3-2)	4080	3:20
* Apr 14, 2019	#3 OREGON STATE	L	3-4	9	27-7-0	10-5-0	Romero,S (L 2-2)	3241	3:20
Apr 16, 2019	SEATTLE U	w	12-5	9	28-7-0	10-5-0	Lidd,M (W 1-0)	2002	3:00
* Apr 18, 2019	at Utah	w	11-6	(12)	29-7-0	11-5-0	Burzell,B (W 2-0)	1546	4:33
* Apr 19, 2019	at Utah	w	8-5	9	30-7-0	12-5-0	Vander Kooi (W 4-1)	1872	3:58
* Apr 20, 2019	at Utah	L	3-6	9	30-8-0	12-6-0	La Flam,L (L 0-1)	1848	2:57
Apr 23, 2019	UNLV	w	9-2	9	31-8-0	12-6-0	Burzell,B (W 3-0)	2750	2:40
* Apr 26, 2019	at Washington	L	6-10	9	31-9-0	12-7-0	Marsh,A (L 8-2)	676	3:18
* Apr 27, 2019	at Washington	L	9-10	(12)	31-10-0	12-8-0	Corrigan,B (L 3-3)	1050	4:33
* Apr 28, 2019	at Washington	w	11-6	9	32-10-0	13-8-0	Romero,S (W 3-2)	857	3:15
* May 03, 2019	#1 UCLA	L	2-3	9	32-11-0	13-9-0	Marsh,A (L 8-3)	3878	3:10
* May 04, 2019	#1 UCLA	L	3-18	9	32-12-0	13-10-0	Vander Kooi (L 4-2)	2753	3:20
* May 05, 2019	#1 UCLA	w	8-7	9	33-12-0	14-10-0	Burzell,B (W 4-0)	2901	3:40
May 07, 2019	at Arizona	w	10-7	9	34-12-0	14-10-0	Burzell,B (W 5-0)	3908	3:55
May 10, 2019	at Nebraska	w	15-6	9	35-12-0	14-10-0	Marsh,A (W 9-3)	5425	3:19
May 11, 2019	at Nebraska	L	1-2	9	35-13-0	14-10-0	Vander Kooi (L 4-3)	5403	2:32
May 12, 2019	at Nebraska	L	5-8	9	35-14-0	14-10-0	Tolman,E (L 3-1)	5325	3:07
* May 17, 2019	at California	w	6-5	(11)	36-14-0	15-10-0	Dabovich,RJ (W 6-0)	789	3:43
* May 19, 2019	at California-1	L	2-3	9	36-15-0	15-11-0	Vander Kooi (L 4-4)	1033	3:10
* May 23, 2019	#3 STANFORD	w	6-5	9	37-15-0	16-11-0	Montoya,C (W 3-0)	2681	3:30
* May 24, 2019	#3 STANFORD	L	4-6	9	37-16-0	16-12-0	Corrigan,B (L 3-4)	3470	3:00
* May 25, 2019	#3 STANFORD	L	2-3	9	37-17-0	16-13-0	Dabovich,RJ (L 6-1)	2801	2:45

* = Conference game

() extra inning game

2019 Sun Devil Baseball
Games Summary for Arizona State (as of May 28, 2019)
(All games)

Score by innings	1	2	3	4	5	6	7	8	9	EX	Total
Arizona State	49	45	59	47	60	50	53	47	17	14	441
Opponents	30	40	31	24	33	28	27	36	27	7	283

Record when ...

Overall	37-17	After 6 leading	31-2
Conference	16-13 trailing	6-12
Non-Conference	21-4 tied	0-3
Home games	27-7	After 7 leading	32-2
Away games	10-10 trailing	4-14
Neutral site	0-0 tied	1-1
Day games	11-10	After 8 leading	33-2
Night games	26-7 trailing	1-13
vs Left starter	14-5 tied	3-2
vs Right starter	23-12		
1-Run games	8-8	Hit 0 home runs	6-3
2-Run games	1-2	... 1 home run	10-8
5+Run games	21-2	... 2+ home runs	21-6
Extra innings	3-2		
Shutouts	3-0	Opponent 0 home runs	17-7
	 1 home run	14-6
	 2+ HRs	6-4
Scoring 0-2 runs	0-4		
..... 3-5 runs	3-8		
..... 6-9 runs	16-5	Made 0 errors	12-12
..... 10+ runs	18-0 1 error	13-1
	 2+ errors	12-4
Opponent 0-2 runs	12-1		
..... 3-5 runs	14-5	Opp. made 0 errors	8-8
..... 6-9 runs	10-5 1 error	14-7
..... 10+ runs	1-6 2+ errors	15-2
Scored in 1st inning	20-1	Out-hit opponent	30-3
Opp. scored in 1st	9-6	Out-hit by opponent	4-13
Scores first	25-3	Hits are tied	3-1
Opp. scores first	12-14		

Record when team scores:

Runs	0	1	2	3	4	5	6	7	8	9	10+
W-L	0-0	0-1	0-3	1-4	2-3	0-1	5-2	2-0	8-0	1-3	18-0

Record when opponent scores:

Runs	0	1	2	3	4	5	6	7	8	9	10+
W-L	3-0	2-0	7-1	6-3	1-1	7-1	4-3	4-1	1-1	1-0	1-6

Record when leading after:

Inn.	1	2	3	4	5	6	7	8
W-L	18-0	25-1	24-2	25-3	30-2	31-2	32-2	33-2

Record when trailing after:

Inn.	1	2	3	4	5	6	7	8
W-L	7-6	7-8	4-11	4-10	4-13	6-12	4-14	1-13

Record when tied after:

Inn.	1	2	3	4	5	6	7	8
W-L	12-11	5-8	9-4	8-4	3-2	0-3	1-1	3-2

Current losing streak: 2

Longest winning streak: 21

Longest losing streak: 3

Home attendance : 99267 (33 dates avg = 3008)

Away attendance : 36008 (20 dates avg = 1800)

Total attendance: 135275 (53 dates avg = 2552)

2019 Sun Devil Baseball
Batting Leaders for Arizona State (as of May 28, 2019)
(All games)

Hitting minimums - 1 Games 2.0 AB/Game 1 TPA
Pitching minimums - 1 Games 0.8 IP/Game

Batting avg		Slugging pct		On base pct	
1. Torkelson, Spencer	.348	1. Bishop, Hunter	.765	1. Bishop, Hunter	.473
2. Bishop, Hunter	.347	2. Torkelson, Spencer	.687	2. Torkelson, Spencer	.447
3. Hauver, Trevor	.333	3. Hauver, Trevor	.571	3. Williams, Alika	.429
4. Williams, Alika	.332	4. Workman, Gage	.527	4. Hauver, Trevor	.421
5. Workman, Gage	.322	5. Aldrete, Carter	.487	5. Workman, Gage	.411
Runs scored		Hits		Runs batted in	
1. Bishop, Hunter	64	1. Torkelson, Spencer	79	1. Bishop, Hunter	61
2. Torkelson, Spencer	62	2. Hauver, Trevor	77	2. Torkelson, Spencer	60
3. Hauver, Trevor	56	3. Bishop, Hunter	74	3. Williams, Alika	48
4. Williams, Alika	51	4. Williams, Alika	67	Hauver, Trevor	48
5. Swift, Drew	40	5. Workman, Gage	66	5. Lin, Lyle	46
Doubles		Triples		Home runs	
1. Hauver, Trevor	16	1. Bishop, Hunter	4	1. Bishop, Hunter	22
2. Bishop, Hunter	15	Workman, Gage	4	2. Torkelson, Spencer	21
3. Torkelson, Spencer	14	3. Williams, Alika	3	3. Hauver, Trevor	13
4. Aldrete, Carter	13	Denson, Myles	3	4. Aldrete, Carter	9
5. 2 tied at...	10	5. 2 tied at.	1	Lin, Lyle	9
Total bases		Walks		Hit by pitch	
1. Bishop, Hunter	163	1. Bishop, Hunter	43	1. Bishop, Hunter	8
2. Torkelson, Spencer	156	2. Torkelson, Spencer	40	2. Williams, Alika	7
3. Hauver, Trevor	132	3. Hauver, Trevor	35	3. Hauver, Trevor	3
4. Workman, Gage	108	4. Williams, Alika	31	Workman, Gage	3
5. Lin, Lyle	98	5. Workman, Gage	30	Torkelson, Spencer	3
Sac bunts		Sac flies		Stolen bases	
1. Swift, Drew	4	1. Williams, Alika	5	1. Bishop, Hunter	11
2. Lin, Lyle	2	2. Lin, Lyle	4	2. Williams, Alika	9
Denson, Myles	2	Aldrete, Carter	4	3. Workman, Gage	8
Williams, Alika	2	Hauver, Trevor	4	4. Garcia, Dusty	4
Ferri, Sam	2	5. 2 tied at.....	3	5. 2 tied at.	1
Caught stealing		Steal attempts		Stolen base pct	
1. Bishop, Hunter	7	1. Bishop, Hunter	18	1. Workman, Gage	.889
2. Williams, Alika	4	2. Williams, Alika	13	2. Williams, Alika	.692
3. Hauver, Trevor	3	3. Workman, Gage	9	3. Bishop, Hunter	.611
4. Garcia, Dusty	2	4. Garcia, Dusty	6	4. Swift, Drew	.500
Torkelson, Spencer	2	5. 2 tied at.....	3	5. Torkelson, Spencer	.333
Strikeouts		Grounded into DP		Total plate appearances	
1. Workman, Gage	64	1. Aldrete, Carter	6	1. Hauver, Trevor	273
2. Bishop, Hunter	58	2. Bishop, Hunter	4	Torkelson, Spencer	273
3. Aldrete, Carter	55	3. Williams, Alika	3	3. Bishop, Hunter	264
4. Hauver, Trevor	53	Torkelson, Spencer	3	4. Williams, Alika	247
5. Torkelson, Spencer	41	5. Workman, Gage	2	5. Workman, Gage	241
At bats		Games played		Game starts	
1. Hauver, Trevor	231	1. Hauver, Trevor	54	1. Hauver, Trevor	54
2. Torkelson, Spencer	227	Williams, Alika	54	Williams, Alika	54
3. Bishop, Hunter	213	Bishop, Hunter	54	Bishop, Hunter	54
4. Lin, Lyle	208	Torkelson, Spencer	54	Torkelson, Spencer	54
5. Workman, Gage	205	Workman, Gage	54	Workman, Gage	54
Games as sub					
1. Garcia, Dusty	30				
2. Denson, Myles	20				
3. Lidd, Marc	10				
4. Cheema, Nick	9				
5. Tolman, Erik	8				

2019 Sun Devil Baseball
Pitching Leaders for Arizona State (as of May 28, 2019)
(All games)

Hitting minimums - 1 Games 2.0 AB/Game 1 TPA
Pitching minimums - 1 Games 0.8 IP/Game

Earned run avg		Opposing bat avg		Won-loss pct	
1. Tolman,Erik	2.83	1. Tolman,Erik	.198	1. Dabovich,RJ	.857
2. Marsh,Alec	3.17	2. Marsh,Alec	.241	2. Marsh,Alec	.750
3. Romero,Sam	4.33	3. Corrigan,Brady	.259	Tolman,Erik	.750
4. Dabovich,RJ	4.47	4. Dabovich,RJ	.263	4. Romero,Sam	.600
5. Corrigan,Brady	5.22	5. Vander Kooi,Boyd	.297	5. Vander Kooi,Boyd	.500
Wins		Losses		Saves	
1. Marsh,Alec	9	1. Corrigan,Brady	4	1. Dabovich,RJ	3
2. Dabovich,RJ	6	Vander Kooi,Boyd	4	2. Montoya,Chaz	2
3. Burzell,Blake	5	3. Marsh,Alec	3	Romero,Sam	2
4. Vander Kooi,Boyd	4	4. Romero,Sam	2	Tolman,Erik	2
5. 4 tied at...	3	5. 4 tied at..	1	Corrigan,Brady	2
Innings pitched		Batters struck out		Appearances	
1. Marsh,Alec	96.2	1. Marsh,Alec	92	1. Burzell,Blake	28
2. Vander Kooi,Boyd	87.1	2. Vander Kooi,Boyd	80	Corrigan,Brady	28
3. Corrigan,Brady	50.0	3. Corrigan,Brady	65	3. Montoya,Chaz	25
4. Tolman,Erik	47.2	4. Tolman,Erik	49	4. Romero,Sam	24
5. Dabovich,RJ	46.1	5. Dabovich,RJ	41	5. Tolman,Erik	23
Games started		Games finished		Games in relief	
1. Marsh,Alec	15	1. Romero,Sam	10	1. Burzell,Blake	28
Vander Kooi,Boyd	15	2. Montoya,Chaz	7	2. Corrigan,Brady	26
3. Romero,Sam	8	3. Corrigan,Brady	6	3. Montoya,Chaz	25
Dabovich,RJ	8	Burzell,Blake	6	4. Tolman,Erik	19
5. Tolman,Erik	4	5. 3 tied at..	5	5. Romero,Sam	16
Wild pitches		Balks		Hit batters	
1. Vander Kooi,Boyd	9	1. Dabovich,RJ	1	1. Tolman,Erik	10
2. Tolman,Erik	8	Levine,Will	1	2. Burzell,Blake	8
3. Romero,Sam	5	Romero,Sam	1	Vander Kooi,Boyd	8
4. 3 tied at..	4	Burzell,Blake	1	4. Marsh,Alec	7
		La Flam,Luke	1	5. Corrigan,Brady	6
Intentional BB allowed		Runners picked off		Batters SO out looking	
1. Vander Kooi,Boyd	4	1. Marsh,Alec	2	1. Marsh,Alec	29
2. Montoya,Chaz	2	2. Ferri,Sam	1	Vander Kooi,Boyd	29
Romero,Sam	2			3. Dabovich,RJ	12
4. 4 tied at....	1			4. 3 tied at...	10
Sac bunts allowed		Sac flies allowed		Hits allowed	
1. Vander Kooi,Boyd	8	1. Vander Kooi,Boyd	4	1. Tolman,Erik	33
2. Marsh,Alec	4	2. Tolman,Erik	3	2. Dabovich,RJ	49
Burzell,Blake	4	3. Romero,Sam	2	3. Corrigan,Brady	51
4. 5 tied at..	1	Cacchione,Dom	2	4. Romero,Sam	57
		Corrigan,Brady	2	5. Marsh,Alec	85
Runs allowed		Earned runs allowed		Walks allowed	
1. Tolman,Erik	18	1. Tolman,Erik	15	1. Dabovich,RJ	21
2. Romero,Sam	22	2. Romero,Sam	21	Romero,Sam	21
3. Dabovich,RJ	28	3. Dabovich,RJ	23	3. Corrigan,Brady	28
4. Corrigan,Brady	30	4. Corrigan,Brady	29	4. Marsh,Alec	33
5. Marsh,Alec	40	5. Marsh,Alec	34	5. Tolman,Erik	35
Doubles allowed		Triples allowed		Home runs allowed	
1. Romero,Sam	6	1. Romero,Sam	0	1. Tolman,Erik	0
2. Tolman,Erik	10	2. Tolman,Erik	1	2. Corrigan,Brady	4
3. Dabovich,RJ	11	Dabovich,RJ	1	3. Romero,Sam	5
4. Corrigan,Brady	12	Corrigan,Brady	1	4. Dabovich,RJ	6
5. Vander Kooi,Boyd	14	5. Vander Kooi,Boyd	2	5. Vander Kooi,Boyd	9

2019 Sun Devil Baseball
Fielding Leaders for Arizona State (as of May 28, 2019)
(All games)

Hitting minimums - 1 Games
Pitching minimums - 1 Games 0.8 IP/Game

Fielding pct		Chances		Putouts	
1. Denson, Myles	1.000	1. Torkelson, Spencer	446	1. Torkelson, Spencer	403
Tolman, Erik	1.000	2. Ferri, Sam	300	2. Ferri, Sam	264
Cheema, Nick	1.000	3. Williams, Alika	229	3. Lin, Lyle	185
Dabovich, RJ	1.000	4. Swift, Drew	209	4. Bishop, Hunter	138
Montoya, Chaz	1.000	5. Lin, Lyle	198	5. Aldrete, Carter	99
Assists		Errors		Fielding double plays	
1. Williams, Alika	141	1. Swift, Drew	9	1. Torkelson, Spencer	54
2. Swift, Drew	121	2. Workman, Gage	8	2. Williams, Alika	34
3. Workman, Gage	104	Williams, Alika	8	3. Swift, Drew	33
4. Torkelson, Spencer	40	4. Ferri, Sam	4	4. Workman, Gage	17
5. Aldrete, Carter	38	Lin, Lyle	4	5. Aldrete, Carter	10
Stolen bases against		Caught stealing by		Steal attempts against	
1. Ferri, Sam	29	1. Ferri, Sam	6	1. Ferri, Sam	35
2. Lin, Lyle	21	2. Marsh, Alec	4	2. Lin, Lyle	23
3. Marsh, Alec	12	3. Vander Kooi, Boyd	2	3. Marsh, Alec	16
4. Vander Kooi, Boyd	9	Lin, Lyle	2	4. Vander Kooi, Boyd	11
5. 2 tied at.....	7	Romero, Sam	2	5. Corrigan, Brady	8
Passed balls		Catchers interference			
1. Ferri, Sam	7				
2. Lin, Lyle	2				
3. Cheema, Nick	1				

2019 Sun Devil Baseball
Team Game-by-Game for Arizona State (as of May 28, 2019)
Batting (All games)

Date	Opponent	ab	r	h	rbi	2b	3b	hr	tb	bb	ibb	sb	cs	hbp	sac	sf	gdp	k	po	a	e	lob	avg
Feb 15	NOTRE DAME	32	10	8	10	3	0	0	11	8	0	1	0	0	0	0	0	6	27	8	0	6	.250
Feb 16	NOTRE DAME	42	20	20	16	3	0	2	29	8	0	0	0	1	0	1	1	9	27	11	0	8	.378
Feb 17	NOTRE DAME	37	16	15	15	2	0	1	20	6	0	0	0	1	1	2	0	5	27	10	0	7	.387
Feb 20	SAN DIEGO	35	12	14	12	5	0	1	22	7	0	2	1	3	0	2	0	7	27	9	2	11	.390
Feb 23	UC DAVIS	29	3	9	3	2	0	0	11	1	0	0	0	0	1	1	1	4	27	15	1	5	.377
Feb 23	UC DAVIS	40	13	17	13	3	1	2	28	6	0	0	0	0	1	0	1	9	27	9	0	10	.386
Feb 24	UC DAVIS	39	17	18	17	2	1	1	25	7	0	0	0	1	0	2	1	3	27	13	1	8	.398
Feb 26	PEPPERDINE	32	4	7	4	1	0	2	14	2	0	1	0	0	0	0	0	10	27	11	3	6	.378
Mar 01	MICHIGAN STATE	37	8	14	8	1	1	2	23	4	0	1	1	0	0	0	0	3	27	15	1	9	.378
Mar 02	MICHIGAN STATE	44	8	11	7	3	0	1	17	2	0	0	0	0	0	1	0	11	33	14	1	7	.362
Mar 03	MICHIGAN STATE	40	13	16	13	4	0	4	32	9	0	1	0	0	0	1	0	6	27	8	1	13	.366
Mar 05	at Fullerton	33	6	8	6	2	1	1	15	5	0	0	0	0	1	1	1	8	27	10	1	8	.357
Mar 08	XAVIER	35	12	14	12	2	0	4	28	8	0	2	1	1	0	1	1	4	27	5	0	9	.360
Mar 09	XAVIER	33	8	9	6	3	0	2	18	4	0	0	0	0	0	0	0	7	27	7	1	5	.354
Mar 10	XAVIER	35	11	13	10	0	0	1	16	7	0	1	0	1	0	1	1	7	27	9	2	9	.355
Mar 13	NEW MEXICO STATE	36	7	12	7	0	1	3	23	7	0	3	0	0	0	0	0	10	27	4	0	12	.354
*Mar 15	WASHINGTON STATE	35	6	13	6	1	1	2	22	1	0	0	0	0	0	0	2	8	27	15	0	6	.355
*Mar 16	WASHINGTON STATE	33	8	9	7	1	0	3	19	3	0	2	1	0	0	0	0	9	27	16	1	4	.351
*Mar 17	WASHINGTON STATE	36	6	12	5	2	0	0	14	3	0	2	1	1	0	0	0	5	27	6	2	10	.350
Mar 20	CAL BAPTIST	41	15	15	13	3	0	2	24	9	0	0	0	1	0	0	0	9	27	8	1	12	.351
*3/22/19	at Oregon	41	12	15	12	3	0	3	27	6	0	2	0	1	0	0	1	8	27	13	0	9	.352
*3/23/19	at Oregon	44	4	11	4	1	0	0	12	5	1	0	2	0	0	0	1	18	34	15	2	9	.346
*Mar 24	at Oregon	36	7	12	5	7	0	1	22	3	1	0	1	0	1	1	0	6	27	13	1	7	.346
*Mar 29	ARIZONA	34	8	9	7	3	0	2	18	5	2	0	0	0	0	0	0	6	27	7	1	7	.342
*Mar 30	ARIZONA	30	8	8	7	2	0	1	13	9	1	1	1	2	0	0	0	8	27	9	0	9	.340
*Mar 31	ARIZONA	39	17	12	12	3	0	3	24	15	3	1	1	2	2	0	0	9	27	8	4	15	.339
Apr 02	LONG BEACH STATE	40	9	12	9	3	0	1	18	5	0	1	0	2	0	0	0	12	27	10	2	11	.337
*Apr 05	at USC	34	6	8	6	2	0	1	13	5	0	0	1	0	0	0	0	7	24	9	2	6	.334
*Apr 06	at USC	34	3	9	3	2	0	2	17	3	0	1	1	1	0	1	0	5	24	11	1	9	.331
*Apr 07	at USC	38	11	14	11	2	0	1	19	8	0	0	1	2	0	0	1	6	27	8	1	10	.333
04-09-19	at UNLV	35	9	9	7	2	2	1	18	3	0	1	0	0	2	1	0	6	25	12	0	5	.330
*Apr 12	OREGON STATE	36	4	12	4	1	0	0	13	6	0	0	0	0	0	0	0	5	27	10	0	14	.330
*Apr 13	OREGON STATE	33	4	8	4	0	0	4	20	5	0	0	0	0	0	0	0	9	27	9	0	7	.328
*Apr 14	OREGON STATE	33	3	7	3	3	0	1	13	5	0	0	0	0	0	0	1	13	27	8	0	8	.325
Apr 16	SEATTLE U	30	12	9	11	3	1	2	20	6	0	0	0	3	1	2	1	3	27	13	3	6	.324
*Apr 18	at Utah	53	11	19	11	5	1	1	29	4	2	2	0	0	0	0	2	10	36	12	2	10	.326
*Apr 19	at Utah	38	8	12	7	2	1	0	16	4	1	0	1	1	0	0	0	6	27	16	2	8	.325
*Apr 20	at Utah	33	3	8	3	1	0	0	9	4	0	0	0	0	0	1	1	4	24	9	0	8	.323
Apr 23	UNLV	34	9	10	8	0	1	3	21	5	2	2	0	1	0	0	0	8	27	9	0	7	.323
*Apr 26	at Washington	38	6	10	5	3	0	1	16	3	0	0	0	0	0	0	0	11	24	12	0	8	.321
*Apr 27	at Washington	47	9	13	9	5	0	4	30	9	1	2	1	0	1	0	0	14	35	12	0	12	.320
*Apr 28	at Washington	41	11	11	9	0	2	3	24	3	0	0	0	0	0	0	0	16	27	14	2	6	.318
*May 03	UCLA	30	2	6	2	1	0	0	7	3	0	0	1	0	0	1	1	12	27	9	0	5	.316
*May 04	UCLA	33	3	6	3	1	0	1	10	1	0	0	0	0	0	0	0	9	27	4	0	4	.313
*May 05	UCLA	31	8	8	8	1	0	3	18	3	0	0	0	0	1	1	0	10	27	15	4	4	.312
May 07	at Arizona	38	10	13	9	1	0	3	23	4	0	2	1	1	1	1	1	11	27	3	2	8	.313
May 10	at Nebraska	46	15	21	15	3	0	4	36	3	0	0	0	0	0	1	0	8	27	9	0	8	.317
May 11	at Nebraska	34	1	8	1	0	0	1	11	3	0	2	0	0	0	0	1	14	24	4	0	9	.315
May 12	at Nebraska	32	5	9	5	0	0	3	18	5	0	0	2	1	0	0	2	6	24	5	0	6	.315
*May 17	at California	44	6	12	6	4	1	2	24	3	0	0	1	1	0	0	0	12	33	12	2	9	.314
*May 19	at California	32	2	5	2	0	1	2	13	2	1	0	0	0	0	0	0	9	24	11	2	5	.311
*May 23	STANFORD	36	6	14	6	2	0	0	16	5	1	0	0	1	0	3	1	9	27	13	1	13	.312
*May 24	STANFORD	31	4	5	4	0	0	3	14	3	0	0	0	0	0	0	0	7	27	9	0	3	.310
*May 25	STANFORD	29	2	4	2	1	0	1	8	5	0	1	0	0	0	0	1	7	27	5	0	5	.307
Totals		1961	441	603	410	110	16	92	1021	268	16	34	20	29	13	26	24	444	1471	541	52	435	.307

2019 Sun Devil Baseball
Team Game-by-Game for Arizona State (as of May 28, 2019)
Pitching (All games)

Date	Opponent	ip	h	r	er	bb	so	2b	3b	hr	wp	bk	hbp	dp	ibb	score	w-l	sv	era
Feb 15	NOTRE DAME	9.0	5	1	1	2	14	1	0	1	0	0	0	0	0	10-1	1-0	0	1.00
Feb 16	NOTRE DAME	9.0	11	7	7	6	7	0	0	1	2	1	1	2	1	20-7	2-0	0	4.00
Feb 17	NOTRE DAME	9.0	9	5	5	10	9	1	0	1	0	0	0	1	0	16-5	3-0	0	4.33
Feb 20	SAN DIEGO	9.0	8	2	1	4	9	1	0	0	1	0	1	1	0	12-2	4-0	0	3.50
Feb 23	UC DAVIS	9.0	7	2	1	1	5	2	0	0	0	0	1	2	0	3-2	5-0	1	3.00
Feb 23	UC DAVIS	9.0	7	3	3	4	13	1	0	1	1	0	1	0	0	13-3	6-0	1	3.00
Feb 24	UC DAVIS	9.0	6	2	1	1	5	1	0	1	0	0	2	2	0	17-2	7-0	1	2.71
Feb 26	PEPPERDINE	9.0	7	3	1	1	5	1	0	0	2	0	1	0	0	4-3	8-0	2	2.50
Mar 01	MICHIGAN STATE	9.0	7	0	0	2	8	1	0	0	1	0	0	0	0	8-0	9-0	2	2.22
Mar 02	MICHIGAN STATE	11.0	6	5	3	4	13	0	0	1	1	0	1	1	0	8-5	10-0	2	2.25
Mar 03	MICHIGAN STATE	9.0	7	2	2	2	9	0	0	0	2	0	0	0	0	13-2	11-0	2	2.23
Mar 05	at Fullerton	9.0	7	4	2	4	12	2	0	0	0	0	1	3	0	6-4	12-0	2	2.21
Mar 08	XAVIER	9.0	5	0	0	4	8	1	0	0	1	0	2	0	0	12-0	13-0	2	2.04
Mar 09	XAVIER	9.0	6	3	1	3	10	2	0	1	1	0	0	1	0	8-3	14-0	2	1.97
Mar 10	XAVIER	9.0	9	6	4	6	9	3	0	1	0	0	0	0	0	11-6	15-0	2	2.10
Mar 13	NEW MEXICO STATE	9.0	7	3	3	4	12	0	0	1	1	0	1	0	0	7-3	16-0	3	2.16
*Mar 15	WASHINGTON STATE	9.0	8	0	0	2	6	1	0	0	0	0	2	3	0	6-0	17-0	3	2.03
*Mar 16	WASHINGTON STATE	9.0	11	7	6	4	4	3	1	0	0	0	0	3	0	8-7	18-0	3	2.25
*Mar 17	WASHINGTON STATE	9.0	11	5	4	4	11	2	0	0	2	0	5	1	0	6-5	19-0	4	2.34
Mar 20	CAL BAPTIST	9.0	14	9	8	6	10	1	0	1	1	0	1	1	0	15-9	20-0	4	2.62
*3/22/19	at Oregon	9.0	6	2	2	6	7	3	0	0	1	0	3	2	0	12-2	21-0	4	2.59
*3/23/19	at Oregon	11.1	6	5	5	11	12	1	0	1	0	0	3	1	1	4-5	21-1	4	2.67
*Mar 24	at Oregon	9.0	8	3	3	4	8	1	0	0	0	1	1	0	0	7-3	22-1	5	2.68
*Mar 29	ARIZONA	9.0	4	2	2	6	8	1	1	2	0	0	0	0	0	8-2	23-1	6	2.66
*Mar 30	ARIZONA	9.0	9	3	3	4	8	0	0	1	0	0	0	0	0	8-3	24-1	7	2.67
*Mar 31	ARIZONA	9.0	17	16	13	6	11	6	0	1	4	0	0	0	0	17-16	25-1	7	3.06
Apr 02	LONG BEACH STATE	9.0	10	14	11	12	3	4	0	0	3	1	1	0	0	9-14	25-2	7	3.35
*Apr 05	at USC	8.0	14	10	10	4	6	2	1	1	1	0	0	1	0	6-10	25-3	7	3.60
*Apr 06	at USC	8.0	12	7	6	2	2	3	1	3	0	0	0	2	0	3-7	25-4	7	3.69
*Apr 07	at USC	9.0	15	8	7	5	4	2	1	2	0	0	2	0	0	11-8	26-4	8	3.80
04-09-19	at UNLV	8.1	11	10	10	12	7	4	0	0	3	1	0	2	0	9-10	26-5	8	4.01
*Apr 12	OREGON STATE	9.0	3	1	1	1	9	0	0	1	0	0	0	1	0	4-1	27-5	8	3.91
*Apr 13	OREGON STATE	9.0	12	6	6	6	11	4	0	0	0	0	0	2	1	4-6	27-6	8	3.98
*Apr 14	OREGON STATE	9.0	9	4	4	8	8	2	0	0	0	0	0	0	2	3-4	27-7	8	3.98
Apr 16	SEATTLE U	9.0	9	5	5	8	12	2	0	0	2	0	2	3	0	12-5	28-7	8	4.01
*Apr 18	at Utah	12.0	8	6	6	9	11	2	0	2	0	1	2	2	1	11-6	29-7	8	4.03
*Apr 19	at Utah	9.0	10	5	4	2	5	3	0	0	0	0	2	4	0	8-5	30-7	8	4.02
*Apr 20	at Utah	8.0	15	6	6	3	4	1	0	2	1	0	0	2	0	3-6	30-8	8	4.09
Apr 23	UNLV	9.0	5	2	2	1	8	0	0	0	0	0	2	1	0	9-2	31-8	8	4.03
*Apr 26	at Washington	8.0	13	10	10	6	5	4	1	1	0	0	2	0	0	6-10	31-9	8	4.19
*Apr 27	at Washington	11.2	16	10	9	2	14	2	0	1	4	0	3	0	0	9-10	31-10	8	4.28
*Apr 28	at Washington	9.0	8	6	5	6	4	2	0	1	1	0	3	3	0	11-6	32-10	9	4.30
*May 03	UCLA	9.0	10	3	3	1	8	1	0	0	0	0	1	2	0	2-3	32-11	9	4.27
*May 04	UCLA	9.0	22	18	18	7	7	5	1	7	1	0	1	0	0	3-18	32-12	9	4.57
*May 05	UCLA	9.0	8	7	4	9	1	0	1	0	0	0	1	4	0	8-7	33-12	10	4.56
May 07	at Arizona	9.0	12	7	6	1	14	2	1	0	1	0	0	0	0	10-7	34-12	11	4.59
May 10	at Nebraska	9.0	9	6	6	4	12	0	1	2	1	0	0	0	0	15-6	35-12	11	4.62
May 11	at Nebraska	8.0	7	2	2	2	10	0	0	0	0	0	0	2	1	1-2	35-13	11	4.58
May 12	at Nebraska	8.0	9	8	8	10	12	2	0	3	3	0	1	0	2	5-8	35-14	11	4.66
*May 17	at California	11.0	9	5	3	4	16	1	0	2	2	0	0	1	1	6-5	36-14	12	4.61
*May 19	at California	8.0	9	3	3	4	5	1	0	0	0	0	2	2	1	2-3	36-15	12	4.58
*May 23	STANFORD	9.0	11	5	5	4	6	2	0	2	0	0	1	0	1	6-5	37-15	12	4.59
*May 24	STANFORD	9.0	10	6	6	1	11	4	0	1	1	0	1	0	0	4-6	37-16	12	4.62
*May 25	STANFORD	9.0	7	3	3	0	13	0	0	1	0	0	1	0	0	2-3	37-17	12	4.59
Totals		490.1	501	283	250	245	461	91	10	47	45	5	55	58	12	441-283	37-17	12	4.59

2019 Sun Devil Baseball
Miscellaneous Stats for Arizona State (as of May 28, 2019)
(All games)

Multiple Hit Games	2	3	4	5+	Total
Torkelson, Spencer	20	3	2	-	25
Hauver, Trevor	15	5	1	1	22
Bishop, Hunter	16	2	3	-	21
Workman, Gage	14	5	1	-	20
Lin, Lyle	8	9	-	-	17
Williams, Alika	13	2	2	-	17
Aldrete, Carter	7	4	1	-	12
Swift, Drew	7	3	-	-	10
Ferri, Sam	8	-	-	-	8
Denson, Myles	2	3	-	-	5
Tolman, Erik	-	2	-	-	2
TEAM	110	38	10	1	159

Multiple RBI Games	2	3	4	5+	Total
Bishop, Hunter	7	6	3	1	17
Torkelson, Spencer	9	3	4	-	16
Williams, Alika	6	7	1	-	14
Lin, Lyle	8	1	2	1	12
Hauver, Trevor	8	3	-	1	12
Workman, Gage	8	1	1	-	10
Aldrete, Carter	7	2	-	1	10
Ferri, Sam	6	1	-	-	7
Swift, Drew	5	1	-	-	6
Denson, Myles	-	1	-	-	1
Tolman, Erik	-	-	1	-	1
TEAM	64	26	12	4	106

Hitting Streaks	Longest	Current
Torkelson, Spencer	22	-
Williams, Alika	16	1
Hauver, Trevor	15	-
Bishop, Hunter	13	-
Workman, Gage	8	-
Denson, Myles	7	-
Aldrete, Carter	7	7
Swift, Drew	6	-
Lin, Lyle	5	-
Tolman, Erik	4	-
Ferri, Sam	3	-
Austin, Cole	2	1
Garcia, Dusty	1	-
Cheema, Nick	1	-
Lidd, Marc	1	-

Reached Base Streaks	Longest	Current
Bishop, Hunter	39	-
Torkelson, Spencer	29	1
Williams, Alika	26	1
Hauver, Trevor	21	3
Workman, Gage	19	-
Aldrete, Carter	11	7
Swift, Drew	10	1
Denson, Myles	8	-
Austin, Cole	6	1
Ferri, Sam	6	-
Lin, Lyle	6	-
Tolman, Erik	4	-
Garcia, Dusty	3	-
Cheema, Nick	2	-
Montoya, Chaz	1	1
Lidd, Marc	1	-

2019 Sun Devil Baseball
Miscellaneous Stats for Arizona State (as of May 28, 2019)
(All games)

Starting Lineup By Position
(Team W-L record when starter)

PITCHER:		
Marsh, Alec	15	(12-3)
Vander Kooi, Boyd	15	(7-8)
Romero, Sam	8	(6-2)
Dabovich, RJ	8	(8-0)
Tolman, Erik	4	(3-1)
Corrigan, Brady	2	(1-1)
Cacchione, Dom	1	(0-1)
La Flam, Luke	1	(0-1)
CATCHER:		
Ferri, Sam	38	(25-13)
Lin, Lyle	16	(12-4)
FIRST BASE:		
Torkelson, Spencer	54	(37-17)
SECOND BASE:		
Swift, Drew	44	(27-17)
Aldrete, Carter	10	(10-0)
THIRD BASE:		
Workman, Gage	54	(37-17)
SHORTSTOP:		
Williams, Alika	54	(37-17)
LEFT FIELD:		
Hauver, Trevor	54	(37-17)
CENTER FIELD:		
Bishop, Hunter	54	(37-17)
RIGHT FIELD:		
Aldrete, Carter	42	(26-16)
Denson, Myles	10	(10-0)
Garcia, Dusty	2	(1-1)
DESIGNATED HITTER:		
Lin, Lyle	31	(22-9)
Tolman, Erik	9	(6-3)
Denson, Myles	8	(6-2)
Austin, Cole	5	(2-3)
Garcia, Dusty	1	(1-0)

Starting Lineup By Lineup Spot
(Team W-L record when starter)

LEADOFF:		
Hauver, Trevor	46	(34-12)
Torkelson, Spencer	8	(3-5)
2ND SPOT:		
Torkelson, Spencer	46	(34-12)
Hauver, Trevor	8	(3-5)
3RD SPOT:		
Bishop, Hunter	45	(32-13)
Williams, Alika	8	(5-3)
Lin, Lyle	1	(0-1)
CLEANUP:		
Williams, Alika	26	(13-13)
Lin, Lyle	18	(18-0)
Bishop, Hunter	9	(5-4)
Aldrete, Carter	1	(1-0)
5TH SPOT:		
Aldrete, Carter	39	(30-9)
Lin, Lyle	14	(7-7)
Austin, Cole	1	(0-1)
6TH SPOT:		
Workman, Gage	29	(20-9)
Lin, Lyle	13	(8-5)
Williams, Alika	7	(6-1)
Tolman, Erik	3	(2-1)
Denson, Myles	1	(0-1)
Austin, Cole	1	(1-0)
7TH SPOT:		
Workman, Gage	21	(14-7)
Williams, Alika	13	(13-0)
Aldrete, Carter	10	(4-6)
Denson, Myles	4	(4-0)
Tolman, Erik	3	(1-2)
Ferri, Sam	2	(0-2)
Lin, Lyle	1	(1-0)
8TH SPOT:		
Ferri, Sam	21	(15-6)
Denson, Myles	13	(12-1)
Swift, Drew	8	(2-6)
Workman, Gage	4	(3-1)
Tolman, Erik	3	(3-0)
Austin, Cole	3	(1-2)
Aldrete, Carter	2	(1-1)
9TH SPOT:		
Swift, Drew	36	(25-11)
Ferri, Sam	15	(10-5)
Garcia, Dusty	3	(2-1)

STARTERS SUMMARY

[illegible]

2019 Sun Devil Baseball
Statistics By Position for Arizona State (as of May 28, 2019)
(All games Sorted by Batting avg)

Record: 37-17 Home: 27-7 Away: 10-10 Pac-12: 16-13

Player	avg	gp	ab	r	h	2b	3b	hr	rbi	tb	slg%	bb	hp	so	ob%	sf	sh	sb-att	po	a	e	fld%
p - Tolman, Erik - ASU	.250	5	4	1	1	0	0	1	1	4	1.000	0	0	0	.250	0	0	0-0	6	9	0	1.000
p - Denson, Myles - ASU	.000	1	1	0	0	0	0	0	0	0	.000	0	0	0	.000	0	0	0-0	0	0	0	.000
p - Lidd, Marc - ASU	.000	1	1	0	0	0	0	0	0	0	.000	0	0	1	.000	0	0	0-0	2	1	0	1.000
p - Dabovich, RJ - ASU	.000	1	1	0	0	0	0	0	0	0	.000	0	0	1	.000	0	0	0-0	2	5	0	1.000
c - Cheema, Nick - ASU	.333	5	3	0	1	0	0	0	0	1	.333	0	0	0	.333	0	0	0-0	12	1	0	1.000
c - Ferri, Sam - ASU	.250	44	124	22	31	7	1	2	23	46	.371	7	2	25	.301	0	2	0-0	264	32	4	.987
c - Lin, Lyle - ASU	.244	35	82	16	20	3	0	3	14	32	.390	7	0	6	.303	0	1	0-0	181	9	4	.979
1b - Torkelson, Spencer - ASU	.350	54	226	62	79	14	0	21	60	156	.690	39	3	40	.446	3	0	1-3	403	40	2	.996
1b - Lidd, Marc - ASU	.333	6	3	0	1	0	0	0	0	1	.333	0	0	1	.333	0	0	0-0	4	1	0	1.000
1b - Lin, Lyle - ASU	.333	1	3	1	1	0	0	1	2	4	1.333	0	0	0	.333	0	0	0-0	4	0	0	1.000
2b - Swift, Drew - ASU	.265	44	151	37	40	8	1	0	18	50	.331	21	0	40	.353	1	4	1-2	76	118	9	.956
2b - Aldrete, Carter - ASU	.255	17	47	7	12	2	0	2	10	20	.426	6	0	11	.327	2	0	0-0	26	36	1	.984
2b - Hauver, Trevor - ASU	.000	1	1	0	0	0	0	0	0	0	.000	0	0	0	.000	0	0	0-0	1	1	0	1.000
3b - Workman, Gage - ASU	.324	54	204	39	66	10	4	8	42	108	.529	30	3	63	.413	3	0	8-9	43	103	7	.954
ss - Swift, Drew - ASU	.500	4	2	3	1	1	0	0	1	2	1.000	3	0	0	.800	0	0	0-0	3	3	0	1.000
ss - Williams, Alikea - ASU	.332	54	202	51	67	10	3	4	48	95	.470	31	7	26	.429	5	2	9-13	80	141	8	.965
ss - Workman, Gage - ASU	.000	1	1	0	0	0	0	0	0	0	.000	0	0	1	.000	0	0	0-0	1	1	1	.667
of - Austin, Cole - ASU	1.000	3	2	1	2	0	0	0	1	2	1.000	0	0	0	1.000	0	0	0-0	2	0	0	1.000
of - Bishop, Hunter - ASU	.347	55	213	64	74	15	4	22	61	163	.765	43	8	58	.473	0	0	11-18	138	1	1	.993
of - Hauver, Trevor - ASU	.335	55	230	56	77	16	0	13	48	132	.574	35	3	53	.423	4	0	0-3	80	2	2	.976
of - Denson, Myles - ASU	.300	17	40	2	12	3	1	0	2	17	.425	1	0	5	.317	0	2	0-0	22	1	0	1.000
of - Aldrete, Carter - ASU	.291	45	151	28	44	11	0	7	32	76	.503	18	1	44	.366	2	0	0-0	73	2	2	.974
of - Garcia, Dusty - ASU	.167	26	18	2	3	1	0	0	0	4	.222	3	0	9	.286	0	1	1-1	14	0	1	.933
of - Tolman, Erik - ASU	.000	6	2	0	0	0	0	0	0	0	.000	0	0	1	.000	0	0	0-0	2	0	0	1.000
of - Torkelson, Spencer - ASU	.000	1	1	0	0	0	0	0	0	0	.000	1	0	1	.500	0	0	0-0	0	0	1	.000
dh - Lin, Lyle - ASU	.342	31	117	19	40	4	0	4	27	56	.479	5	0	20	.357	4	1	0-0	0	0	0	.000
dh - Garcia, Dusty - ASU	.333	1	3	1	1	0	0	0	0	1	.333	2	0	2	.600	0	0	0-0	0	0	0	.000
dh - Tolman, Erik - ASU	.273	11	33	8	9	1	0	2	6	16	.485	4	1	8	.368	0	0	0-0	0	0	0	.000
dh - Denson, Myles - ASU	.259	11	27	6	7	2	1	0	5	11	.407	7	0	8	.412	0	0	0-0	0	0	0	.000
dh - Austin, Cole - ASU	.105	6	19	1	2	1	0	0	1	3	.158	2	0	7	.182	1	0	0-0	0	0	0	.000
ph - Aldrete, Carter - ASU	1.000	1	1	0	1	0	0	0	1	1	1.000	0	0	0	1.000	0	0	0-0	0	0	0	.000
ph - Denson, Myles - ASU	.357	16	14	3	5	0	1	0	3	7	.500	1	0	2	.375	1	0	0-0	0	0	0	.000
ph - Lin, Lyle - ASU	.333	6	6	2	2	1	0	1	3	6	1.000	0	0	2	.333	0	0	0-0	0	0	0	.000
ph - Austin, Cole - ASU	.333	3	3	0	1	0	0	0	0	1	.333	0	0	1	.333	0	0	0-0	0	0	0	.000
ph - Cheema, Nick - ASU	.200	6	5	0	1	0	0	0	0	1	.200	0	1	3	.333	0	0	0-0	0	0	0	.000
ph - Lidd, Marc - ASU	.143	7	7	1	1	0	0	1	1	4	.571	0	0	1	.143	0	0	0-0	0	0	0	.000
ph - Garcia, Dusty - ASU	.125	9	8	1	1	0	0	0	0	1	.125	1	0	3	.222	0	0	0-0	0	0	0	.000
ph - Tolman, Erik - ASU	.000	5	5	0	0	0	0	0	0	0	.000	0	0	1	.000	0	0	0-0	0	0	0	.000
ph - Montoya, Chaz - ASU	.000	1	0	0	0	0	0	0	0	0	.000	1	0	0	1.000	0	0	0-0	0	0	0	.000
p - Aldrete, Carter - ASU	.000	1	0	0	0	0	0	0	0	0	.000	0	0	0	.000	0	0	0-0	0	0	0	.000
1b - Montoya, Chaz - ASU	.000	1	0	0	0	0	0	0	0	0	.000	0	0	0	.000	0	0	0-0	0	0	0	.000
2b - Lidd, Marc - ASU	.000	1	0	0	0	0	0	0	0	0	.000	0	0	0	.000	0	0	0-0	1	0	1	.500
3b - Lidd, Marc - ASU	.000	1	0	0	0	0	0	0	0	0	.000	0	0	0	.000	0	0	0-0	0	0	0	.000
3b - Aldrete, Carter - ASU	.000	1	0	0	0	0	0	0	0	0	.000	0	0	0	.000	0	0	0-0	0	0	0	.000
pr - La Flam, Luke - ASU	.000	1	0	1	0	0	0	0	0	0	.000	0	0	0	.000	0	0	0-0	0	0	0	.000
pr - Lidd, Marc - ASU	.000	1	0	0	0	0	0	0	0	0	.000	0	0	0	.000	0	0	0-0	0	0	0	.000
pr - Garcia, Dusty - ASU	.000	13	0	5	0	0	0	0	0	0	.000	0	0	0	.000	0	0	3-5	0	0	0	.000
pr - Vander Kooi, Boyd - ASU	.000	2	0	1	0	0	0	0	0	0	.000	0	0	0	.000	0	0	0-0	0	0	0	.000

2019 Sun Devil Baseball
Statistics By Position for Arizona State (as of May 28, 2019)
(All games Sorted by Fielding pct)

Player	Ch	PO	A	E	Fld%	DPs	SBA	CSB	SBA%	PB	CI
p - Tolman, Erik - ASU	15	6	9	0	1.000	1	3	1	.750	0	0
p - Dabovich, RJ - ASU	7	2	5	0	1.000	1	7	0	1.000	0	0
p - Corrigan, Brady - ASU	6	4	2	0	1.000	0	7	1	.875	0	0
p - Montoya, Chaz - ASU	4	1	3	0	1.000	0	2	0	1.000	0	0
p - Levine, Will - ASU	3	2	1	0	1.000	0	1	0	1.000	0	0
p - La Flam, Luke - ASU	3	3	0	0	1.000	0	1	0	1.000	0	0
p - Lidd, Marc - ASU	3	2	1	0	1.000	0	0	0	---	0	0
p - Davis, Colby - ASU	1	1	0	0	1.000	0	1	0	1.000	0	0
p - Marsh, Alec - ASU	20	8	11	1	.950	0	12	4	.750	0	0
p - Romero, Sam - ASU	7	2	4	1	.857	0	2	2	.500	0	0
p - Vander Kooi, Boyd - ASU	18	7	8	3	.833	0	9	2	.818	0	0
p - Burzell, Blake - ASU	9	2	5	2	.778	0	5	1	.833	0	0
p - Cacchione, Dom - ASU	2	1	0	1	.500	0	0	0	---	0	0
p - Denson, Myles - ASU	0	0	0	0	.000	0	0	0	---	0	0
p - Aldrete, Carter - ASU	0	0	0	0	.000	0	0	0	---	0	0
c - Cheema, Nick - ASU	13	12	1	0	1.000	0	0	0	---	1	0
c - Ferri, Sam - ASU	300	264	32	4	.987	1	29	6	.829	7	0
c - Lin, Lyle - ASU	194	181	9	4	.979	2	21	2	.913	2	0
1b - Lidd, Marc - ASU	5	4	1	0	1.000	0	0	0	---	0	0
1b - Lin, Lyle - ASU	4	4	0	0	1.000	0	0	0	---	0	0
1b - Torkelson, Spencer - ASU	445	403	40	2	.996	54	0	0	---	0	0
1b - Montoya, Chaz - ASU	0	0	0	0	.000	0	0	0	---	0	0
2b - Hauver, Trevor - ASU	2	1	1	0	1.000	0	0	0	---	0	0
2b - Aldrete, Carter - ASU	63	26	36	1	.984	10	0	0	---	0	0
2b - Swift, Drew - ASU	203	76	118	9	.956	32	0	0	---	0	0
2b - Lidd, Marc - ASU	2	1	0	1	.500	0	0	0	---	0	0
3b - Workman, Gage - ASU	153	43	103	7	.954	16	0	0	---	0	0
3b - Lidd, Marc - ASU	0	0	0	0	.000	0	0	0	---	0	0
3b - Aldrete, Carter - ASU	0	0	0	0	.000	0	0	0	---	0	0
ss - Swift, Drew - ASU	6	3	3	0	1.000	1	0	0	---	0	0
ss - Williams, Alike - ASU	229	80	141	8	.965	34	0	0	---	0	0
ss - Workman, Gage - ASU	3	1	1	1	.667	1	0	0	---	0	0
of - Denson, Myles - ASU	23	22	1	0	1.000	1	0	0	---	0	0
of - Tolman, Erik - ASU	2	2	0	0	1.000	0	0	0	---	0	0
of - Austin, Cole - ASU	2	2	0	0	1.000	0	0	0	---	0	0
of - Bishop, Hunter - ASU	140	138	1	1	.993	0	0	0	---	0	0
of - Hauver, Trevor - ASU	84	80	2	2	.976	0	0	0	---	0	0
of - Aldrete, Carter - ASU	77	73	2	2	.974	0	0	0	---	0	0
of - Garcia, Dusty - ASU	15	14	0	1	.933	0	0	0	---	0	0
of - Torkelson, Spencer - ASU	1	0	0	1	.000	0	0	0	---	0	0

2019 Sun Devil Baseball
Season Game Highs for Arizona State (as of May 28, 2019)
(All games)

TEAM GAME HIGHS

Batting

At bats:	53	-	at Utah (Apr 18, 2019)
Runs scored:	20	-	vs Notre Dame (Feb 16, 2019)
Hits:	21	-	at Nebraska (May 10, 2019)
RBI's:	17	-	vs UC Davis (Feb 24, 2019)
Doubles:	7	-	at Oregon (Mar 24, 2019)
Triples:	2	-	at UNLV (04-09-19)
	2	-	at Washington (Apr 28, 2019)
Home runs:	4	-	(5 times)
Total bases:	36	-	at Nebraska (May 10, 2019)
Walks:	15	-	vs Arizona (Mar 31, 2019)
Strikeouts:	18	-	at Oregon (3/23/19)
Sac hits:	2	-	vs Arizona (Mar 31, 2019)
	2	-	at UNLV (04-09-19)
Sac flies:	3	-	vs Stanford (May 23, 2019)
Stolen bases:	3	-	vs New Mexico State (Mar 13, 2019)
Hit by pitch:	3	-	vs San Diego (Feb 20, 2019)
	3	-	vs Seattle U (Apr 16, 2019)
Caught stealing:	2	-	at Oregon (3/23/19)
	2	-	at Nebraska (May 12, 2019)
Runners LOB:	15	-	vs Arizona (Mar 31, 2019)
Hit into DP:	2	-	(8 times)

Fielding

Putouts:	36	-	at Utah (Apr 18, 2019)
Assists:	16	-	vs Washington State (Mar 16, 2019)
	16	-	at Utah (Apr 19, 2019)
Errors:	4	-	vs Arizona (Mar 31, 2019)
	4	-	vs UCLA (May 05, 2019)
Passed balls:	2	-	vs Oregon State (Apr 14, 2019)
DPS turned:	4	-	at Utah (Apr 19, 2019)
	4	-	vs UCLA (May 05, 2019)

Pitching

Innings pitched:	12.0	-	at Utah (Apr 18, 2019)
Runs allowed:	18	-	vs UCLA (May 04, 2019)
Earned runs:	18	-	vs UCLA (May 04, 2019)
Walks allowed:	12	-	vs Long Beach State (Apr 02, 2019)
	12	-	at UNLV (04-09-19)
Strikeouts:	16	-	at California (May 17, 2019)
Hits allowed:	22	-	vs UCLA (May 04, 2019)
Doubles allowed:	6	-	vs Arizona (Mar 31, 2019)
Triples allowed:	1	-	(10 times)
Homers allowed:	7	-	vs UCLA (May 04, 2019)
Wild pitches:	4	-	vs Arizona (Mar 31, 2019)
	4	-	at Washington (Apr 27, 2019)
Hit batters:	5	-	vs Washington State (Mar 17, 2019)

2019 Sun Devil Baseball
Season Game Highs for Arizona State (as of May 28, 2019)
(All games)

INDIVIDUAL GAME HIGHS

Batting

At bats:	7	-	Hauver,Trevor at Utah (Apr 18, 2019)
	7	-	Hauver,Trevor at Washington (Apr 27, 2019)
Runs scored:	5	-	Bishop,Hunter vs Xavier (Mar 08, 2019)
Hits:	5	-	Hauver,Trevor vs Long Beach State (Apr 02, 2019)
RBI's:	7	-	Hauver,Trevor vs UC Davis (Feb 24, 2019)
Doubles:	3	-	Swift,Drew vs San Diego (Feb 20, 2019)
	3	-	Williams,Alika vs Michigan State (Mar 03, 2019)
Triples:	1	-	(16 times)
Home runs:	2	-	(11 times)
Total bases:	10	-	Bishop,Hunter vs New Mexico State (Mar 13, 2019)
	10	-	Tolman,Erik vs Seattle U (Apr 16, 2019)
	10	-	Lin,Lyle at Washington (Apr 27, 2019)
Walks:	4	-	Hauver,Trevor vs Notre Dame (Feb 16, 2019)
	4	-	Bishop,Hunter vs Arizona (Mar 31, 2019)
Strikeouts:	5	-	Swift,Drew at Oregon (3/23/19)
Sac hits:	1	-	(13 times)
Sac flies:	1	-	(26 times)
Stolen bases:	2	-	Workman,Gage at Arizona (May 07, 2019)
	2	-	Williams,Alika at Nebraska (May 11, 2019)
Hit by pitch:	1	-	(29 times)
Caught stealing:	1	-	(20 times)
Runners LOB:	6	-	Torkelson,Spencer vs San Diego (Feb 20, 2019)
	6	-	Austin, Cole at Arizona (May 07, 2019)

Fielding

Putouts:	18	-	Lin,Lyle at California (May 17, 2019)
Assists:	8	-	Williams,Alika at Utah (Apr 19, 2019)
Errors:	2	-	(4 times)
Passed balls:	1	-	(10 times)

Pitching

Innings pitched:	9.0	-	Marsh,Alec vs Oregon State (Apr 12, 2019)
	9.0	-	Vander Kooi,Boyd at Utah (Apr 19, 2019)
Runs allowed:	9	-	Marsh,Alec at Washington (Apr 26, 2019)
Earned runs:	9	-	Marsh,Alec at Washington (Apr 26, 2019)
Walks allowed:	5	-	(6 times)
Strikeouts:	11	-	Vander Kooi,Boyd vs Stanford (May 25, 2019)
Hits allowed:	10	-	Marsh,Alec at USC (Apr 05, 2019)
	10	-	Vander Kooi,Boyd at Utah (Apr 19, 2019)
Doubles allowed:	3	-	(4 times)
Triples allowed:	1	-	(10 times)
Homers allowed:	3	-	Vander Kooi,Boyd vs UCLA (May 04, 2019)
Wild pitches:	4	-	Vander Kooi,Boyd at Washington (Apr 27, 2019)
Hit batters:	3	-	Tolman,Erik at Washington (Apr 28, 2019)

2019 Sun Devil Baseball
Non-Starter Statistics for Arizona State (as of May 28, 2019)
(All games Sorted by Batting avg)

Record: 37-17 Home: 27-7 Away: 10-10 Pac-12: 16-13

Player	avg	gp-gs	ab	r	h	2b	3b	hr	rbi	tb	slg%	bb	hp	so	gdp	ob%	sf	sh	sb-att	po	a	e	fld%
Aldrete, Carter	1.000	1-0	1	0	1	0	0	0	1	1	1.000	0	0	0	0	1.000	0	0	0-0	2	0	0	1.000
Lin, Lyle	.500	6-0	12	4	6	2	0	2	6	14	1.167	0	0	2	0	.500	0	0	0-0	16	0	0	1.000
Austin, Cole	.500	4-0	6	1	3	0	0	0	2	3	.500	0	0	1	0	.429	1	0	0-0	2	0	0	1.000
Ferri, Sam	.333	6-0	3	1	1	0	0	0	2	1	.333	2	0	0	0	.600	0	0	0-0	13	0	0	1.000
Denson, Myles	.316	20-0	19	3	6	1	1	0	3	9	.474	1	0	2	1	.333	1	1	0-0	6	0	0	1.000
Cheema, Nick	.250	9-0	8	0	2	0	0	0	0	2	.250	0	1	3	0	.333	0	0	0-0	12	1	0	1.000
Lidd, Marc	.182	10-0	11	1	2	0	0	1	1	5	.455	0	0	3	0	.182	0	0	0-0	7	2	1	.900
Garcia, Dusty	.105	30-0	19	6	2	1	0	0	0	3	.158	2	0	8	0	.190	0	1	3-5	9	0	1	.900
Tolman, Erik	.000	8-0	8	0	0	0	0	0	0	0	.000	0	0	3	0	.000	0	0	0-0	7	4	0	1.000
Montoya, Chaz	.000	2-0	0	0	0	0	0	0	0	0	.000	1	0	0	0	1.000	0	0	0-0	1	3	0	1.000

Vander Kooi, Boyd	.000	2-0	0	1	0	0	0	0	0	0	.000	0	0	0	0	.000	0	0	0-0	0	0	0	.000
La Flam, Luke	.000	1-0	0	1	0	0	0	0	0	0	.000	0	0	0	0	.000	0	0	0-0	3	0	0	1.000
Totals	.264	54	87	18	23	4	1	3	15	38	.437	6	1	22	1	.313	2	2	3-5	86	20	5	.955
Opponents	.252	54	139	22	35	9	0	3	22	53	.381	17	2	48	4	.340	1	1	1-3	62	43	6	.946

(All games Sorted by Earned run avg)

Player	era	w-l	app	gs	cg	sho	sv	ip	h	r	er	bb	so	2b	3b	hr	b/avg	wp	hp	bk	sfa	sha
Marsh, Alec	0.00	0-0	1	0	0	0/0	0	2.0	2	1	0	1	3	1	0	0	.286	0	0	0	1	0
Denson, Myles	0.00	0-0	1	0	0	0/0	0	1.0	1	0	0	0	1	0	0	0	.250	0	0	0	0	0
Tolman, Erik	2.78	3-1	19	0	0	0/0	2	32.1	20	11	10	26	40	7	1	0	.179	5	4	0	3	1
Romero, Sam	3.09	2-1	16	0	0	0/2	2	23.1	27	8	8	9	20	2	0	2	.290	5	2	1	2	0
Montoya, Chaz	3.18	3-0	25	0	0	0/0	2	22.2	18	9	8	13	19	0	0	3	.220	1	1	0	1	0
Burzell, Blake	4.19	5-0	28	0	0	0/0	1	38.2	34	23	18	14	35	6	1	3	.233	3	8	1	1	4
Corrigan, Brady	5.01	3-3	26	0	0	0/0	2	41.1	43	24	23	25	52	10	1	3	.265	3	4	0	2	1
Dabovich, RJ	5.19	1-1	7	0	0	0/0	3	8.2	11	5	5	3	10	3	0	2	.289	1	0	0	0	0
Levine, Will	5.74	0-0	11	0	0	0/1	0	15.2	20	11	10	13	11	1	1	1	.308	4	1	1	1	1
La Flam, Luke	5.91	0-0	9	0	0	0/0	0	10.2	9	7	7	8	8	3	1	1	.237	1	1	1	0	1
Lidd, Marc	7.43	1-0	7	0	0	0/0	0	13.1	12	11	11	10	9	1	0	2	.240	2	0	0	1	0
Cacchione, Dom	8.38	0-0	8	0	0	0/1	0	9.2	12	11	9	5	9	4	0	2	.293	1	4	0	1	0
Aldrete, Carter	9.00	0-0	1	0	0	0/0	0	1.0	1	1	1	2	1	0	0	0	.250	0	0	0	0	0
Davis, Colby	16.88	0-0	3	0	0	0/0	0	2.2	9	8	5	3	2	3	0	0	.529	0	0	0	1	0
Totals	4.64	18-6	54	0	0	3/3	12	223.0	219	130	115	132	220	41	5	19	.255	26	25	4	14	8
Opponents	7.30	8-12	54	0	0	0/0	9	235.1	284	225	191	151	237	49	7	42	.296	37	15	2	17	10

2019 Sun Devil Baseball
Non-Starter Statistics for Arizona State (as of May 28, 2019)
(All games Sorted by Fielding pct)

Player	c	po	a	e	fld%	dp	sba	csb	sba%	pb	ci
Lin,Lyle	16	16	0	0	1.000	0	2	0	1.000	1	0
Ferri,Sam	13	13	0	0	1.000	0	1	0	1.000	1	0
Cheema,Nick	13	12	1	0	1.000	0	0	0	---	1	0
Tolman,Erik	11	7	4	0	1.000	0	2	0	1.000	0	0
Denson,Myles	6	6	0	0	1.000	0	0	0	---	0	0
Corrigan,Brady	4	2	2	0	1.000	0	5	1	.833	0	0
Montoya,Chaz	4	1	3	0	1.000	0	2	0	1.000	0	0
La Flam,Luke	3	3	0	0	1.000	0	1	0	1.000	0	0
Levine,Will	3	2	1	0	1.000	0	1	0	1.000	0	0
Aldrete,Carter	2	2	0	0	1.000	0	0	0	---	0	0
Austin, Cole	2	2	0	0	1.000	0	0	0	---	0	0
Romero,Sam	2	0	2	0	1.000	0	0	2	.000	0	0
Davis,Colby	1	1	0	0	1.000	0	1	0	1.000	0	0
Lidd,Marc	10	7	2	1	.900	0	0	0	---	0	0
Garcia,Dusty	10	9	0	1	.900	0	0	0	---	0	0
Burzell,Blake	9	2	5	2	.778	0	5	1	.833	0	0
Cacchione,Dom	2	1	0	1	.500	0	0	0	---	0	0
Williams,Alika	0	0	0	0	.000	0	0	0	---	0	0
Dabovich,RJ	0	0	0	0	.000	0	1	0	1.000	0	0
Vander Kooi,Boyd	0	0	0	0	.000	0	0	0	---	0	0
Workman,Gage	0	0	0	0	.000	0	0	0	---	0	0
Bishop,Hunter	0	0	0	0	.000	0	0	0	---	0	0
Swift,Drew	0	0	0	0	.000	0	0	0	---	0	0
Torkelson,Spencer	0	0	0	0	.000	0	0	0	---	0	0
Hauver,Trevor	0	0	0	0	.000	0	0	0	---	0	0
Marsh,Alec	0	0	0	0	.000	0	0	0	---	0	0
Totals	111	86	20	5	.955	4	1	2	.333	3	0
Opponents	111	62	43	6	.946	2	3	2	.600	0	0

Record: 37-17 Home: 27-7 Away: 10-10 Pac-12: 16-13

(All games Sorted by Earned run avg)

[illegible]

(All games Sorted by Fielding pct)

Player	SEASON										CAREER									
	CH	PO	A	E	Fld%	SBA	CSB	SBA%	PB	CI	Ch	PO	A	E	Fld%	SBA	CSB	SBA%	PB	CI
Denson,Myles	23	22	1	0	1.000	0	0	---	0	0	51	49	1	1	.980	0	0	---	0	0
Tolman,Erik	17	8	9	0	1.000	3	1	.750	0	0	17	8	9	0	1.000	3	1	.750	0	0
Cheema,Nick	13	12	1	0	1.000	0	0	---	1	0	13	12	1	0	1.000	0	0	---	1	0
Dabovich,RJ	7	2	5	0	1.000	7	0	1.000	0	0	7	2	5	0	1.000	7	0	1.000	0	0
Corrigan,Brady	6	4	2	0	1.000	7	1	.875	0	0	12	7	4	1	.917	9	3	.750	0	0
Montoya,Chaz	4	1	3	0	1.000	2	0	1.000	0	0	25	4	18	3	.880	9	5	.643	0	0
La Flam,Luke	3	3	0	0	1.000	1	0	1.000	0	0	3	3	0	0	1.000	1	0	1.000	0	0
Levine,Will	3	2	1	0	1.000	1	0	1.000	0	0	3	2	1	0	1.000	1	0	1.000	0	0
Austin, Cole	2	2	0	0	1.000	0	0	---	0	0	2	2	0	0	1.000	0	0	---	0	0
Davis,Colby	1	1	0	0	1.000	1	0	1.000	0	0	1	1	0	0	1.000	1	0	1.000	0	0
Torkelson,Spencer	446	403	40	3	.993	0	0	---	0	0	861	791	59	11	.987	0	0	---	0	0
Bishop,Hunter	140	138	1	1	.993	0	0	---	0	0	280	269	3	8	.971	0	0	---	0	0
Ferri,Sam	300	264	32	4	.987	29	6	.829	7	0	383	334	43	6	.984	37	10	.787	9	0
Lin,Lyle	198	185	9	4	.980	21	2	.913	2	0	1141	1037	89	15	.987	70	16	.814	6	2
Aldrete,Carter	140	99	38	3	.979	0	0	---	0	0	540	276	242	22	.959	0	0	---	0	0
Hauver,Trevor	86	81	3	2	.977	0	0	---	0	0	121	114	3	4	.967	0	0	---	0	0
Williams,Alika	229	80	141	8	.965	0	0	---	0	0	469	166	286	17	.964	0	0	---	0	0
Swift,Drew	209	79	121	9	.957	0	0	---	0	0	438	138	279	21	.952	0	0	---	0	0
Marsh,Alec	20	8	11	1	.950	12	4	.750	0	0	49	21	26	2	.959	18	5	.783	0	0
Workman,Gage	156	44	104	8	.949	0	0	---	0	0	265	75	173	17	.936	0	0	---	0	0
Garcia,Dusty	15	14	0	1	.933	0	0	---	0	0	15	14	0	1	.933	0	0	---	0	0
Lidd,Marc	10	7	2	1	.900	0	0	---	0	0	10	7	2	1	.900	0	0	---	0	0
Romero,Sam	7	2	4	1	.857	2	2	.500	0	0	12	3	7	2	.833	11	8	.579	0	0
Vander Kooi,Boyd	18	7	8	3	.833	9	2	.818	0	0	30	14	11	5	.833	11	4	.733	0	0
Burzell,Blake	9	2	5	2	.778	5	1	.833	0	0	9	2	5	2	.778	5	1	.833	0	0
Cacchione,Dom	2	1	0	1	.500	0	0	---	0	0	2	1	0	1	.500	0	0	---	0	0
Totals	2064	1471	541	52	.975	50	11	.820	10	0										
Opponents	1982	1421	494	67	.966	34	20	.630	9	1										

Career single-game highs

Aldrete,C

Hits: 4 [t-5th], at Utah, Apr 18, 2019
Doubles: 2 [t-4th], USC, Apr 06, 2018
Triples: 1 [t-5th], Utah, Apr 20, 2018; Miami (OH), Feb 17, 2018; at Washington, May 13, 2017
Home runs: 2 [t-1st], Notre Dame, Feb 16, 2019
Total bases: 9 [t-7th], Notre Dame, Feb 16, 2019
RBI: 6 [t-2nd], Notre Dame, Feb 16, 2019
Runs scored: 3 [t-9th], Notre Dame, Feb 16, 2019; Michigan State, Mar 03, 2019; Long Beach State, Mar 11, 2017
Walks: 3 [t-6th], at Washington, Apr 27, 2019
Hit by pitch: 1, 4 times
Struck out: 3, 10 times
Sac flies: 2 [t-1st], CSUB, Apr 23, 2017
Sac bunts: 1 [t-8th], 4 times
At bats: 6 [t-8th], at Utah, Apr 18, 2019; at San Diego, May 09, 2018
Stolen bases: 1, Northwestern, Feb 17, 2017; at Pepperdine, Mar 06, 2018; at USC, Mar 24, 2017
Caught stealing: 1 [t-3rd], 4 times
Innings pitched: 1.0, Cal Baptist, Mar 20, 2019
Walks allowed: 2, Cal Baptist, Mar 20, 2019
Strikeouts: 1, Cal Baptist, Mar 20, 2019
Batters faced: 6, Cal Baptist, Mar 20, 2019
Field chances: 11, at Oregon State, Apr 27, 2018
Putouts: 10, at Oregon State, Apr 27, 2018
Assists: 6, Miami (OH), Feb 17, 2018

Austin, C.

Hits: 1, 5 times
Doubles: 1, Stanford, May 25, 2019
Total bases: 2, Stanford, May 25, 2019
RBI: 1, at Nebraska, May 10, 2019; Stanford, May 23, 2019
Runs scored: 1, at Nebraska, May 10, 2019; Stanford, May 25, 2019
Walks: 1, at Nebraska, May 11, 2019; at California, May 17, 2019
Struck out: 2, at Arizona, May 07, 2019; at California, May 19, 2019; Stanford, May 25, 2019
Sac flies: 1 [t-4th], Stanford, May 23, 2019
At bats: 5, at Arizona, May 07, 2019
Field chances: 1, at Nebraska, May 10, 2019; Stanford, May 24, 2019
Putouts: 1, at Nebraska, May 10, 2019; Stanford, May 24, 2019

Bishop,H

Hits: 4 [t-5th], Notre Dame, Feb 17, 2019; New Mexico State, Mar 13, 2019; at Nebraska, May 10, 2019
Doubles: 2 [t-4th], at Oregon, Mar 24, 2019
Triples: 1 [t-5th], 9 times
Home runs: 2 [t-1st], 6 times
Total bases: 10 [t-3rd], New Mexico State, Mar 13, 2019; at Arizona, May 19, 2018
RBI: 5 [t-5th], Xavier, Mar 10, 2019; at Arizona, May 18, 2018
Runs scored: 5 [t-1st], Xavier, Mar 08, 2019
Walks: 4 [t-1st], Arizona, Mar 31, 2019
Hit by pitch: 1, 13 times
Struck out: 3, 8 times
Sac flies: 1 [t-4th], Long Beach State, Mar 11, 2017; UCLA, Mar 31, 2017
Sac bunts: 1 [t-8th], USC, Apr 06, 2018; at Stanford, Apr 15, 2018; at Washington State, Mar 29, 2018
At bats: 6 [t-8th], at Utah, Apr 18, 2019; at Washington, Apr 27, 2019; at Nebraska, May 10, 2019
Stolen bases: 1, 19 times
Caught stealing: 1 [t-3rd], 11 times
Field chances: 8, Long Beach State, Apr 02, 2019; at USC, Apr 07, 2019
Putouts: 8, at USC, Apr 07, 2019
Assists: 1, at Utah, Apr 19, 2019; at Washington, May 12, 2017; at Arizona, May 19, 2018

Career Single-Game Highs

Burzell,B

Innings pitched: 3.0, UCLA, May 05, 2019; at Arizona, May 07, 2019
Walks allowed: 2, Long Beach State, Apr 02, 2019; at Utah, Apr 18, 2019; UCLA, May 05, 2019
Strikeouts: 5, at Nebraska, May 12, 2019
Batters faced: 12, UCLA, May 05, 2019
Field chances: 2, Notre Dame, Feb 16, 2019
Putouts: 1, at Washington, Apr 28, 2019; Notre Dame, Feb 16, 2019
Assists: 1, 5 times
Runners CS: 1, Oregon State, Apr 13, 2019

Cacchione,D

Innings pitched: 2.2, San Diego, Feb 20, 2019
Walks allowed: 2, Long Beach State, Apr 02, 2019; Xavier, Mar 08, 2019
Strikeouts: 3, at Oregon, 3/22/19
Batters faced: 12, San Diego, Feb 20, 2019
Field chances: 1, San Diego, Feb 20, 2019; Cal Baptist, Mar 20, 2019
Putouts: 1, Cal Baptist, Mar 20, 2019

Cheema,N

Hits: 2, at Utah, May 28, 2017
Doubles: 1, Arizona, May 20, 2017
Home runs: 1, at Utah, May 28, 2017
Total bases: 5, at Utah, May 28, 2017
RBI: 1, Arizona, May 20, 2017; at Utah, May 28, 2017
Runs scored: 2, at Utah, May 28, 2017
Hit by pitch: 1, Seattle U, Apr 16, 2019
Struck out: 1, 4 times
At bats: 4, at Utah, May 27, 2017; at Utah, May 28, 2017
Field chances: 5, Cal Baptist, Mar 20, 2019
Putouts: 4, Cal Baptist, Mar 20, 2019
Assists: 1, Cal Baptist, Mar 20, 2019

Corrigan,B

Innings pitched: 6.0, Fullerton, Apr 04, 2018
Walks allowed: 3, at USC, Apr 07, 2019; Seattle U, Apr 16, 2019
Strikeouts: 8, Stanford, May 24, 2019
Batters faced: 23, at USC, Apr 07, 2019; at Washington, Apr 27, 2019
Field chances: 2, Fullerton, Apr 04, 2018; Seattle U, Apr 16, 2019
Putouts: 2, Seattle U, Apr 16, 2019
Assists: 1, 4 times
Runners CS: 1, Fullerton, Apr 04, 2018; at Stanford, Apr 13, 2018; Washington State, Mar 16, 2019

Dabovich,RJ

Struck out: 1, UC Davis, Feb 24, 2019
At bats: 1, UC Davis, Feb 24, 2019
Innings pitched: 7.0, UC Davis, Feb 24, 2019
Walks allowed: 5 [t-4th], Notre Dame, Feb 17, 2019
Strikeouts: 6, Xavier, Mar 10, 2019
Batters faced: 28, Xavier, Mar 10, 2019
Field chances: 3, UC Davis, Feb 24, 2019
Putouts: 1, UC Davis, Feb 24, 2019; Xavier, Mar 10, 2019
Assists: 2, UC Davis, Feb 24, 2019

Career Single-Game Highs

Davis,C

Innings pitched: 1.2, Long Beach State, Apr 02, 2019
Walks allowed: 2, Long Beach State, Apr 02, 2019
Strikeouts: 2, UNC-Wilmington, Mar 10, 2018
Batters faced: 13, Long Beach State, Apr 02, 2019
Field chances: 1, Long Beach State, Apr 02, 2019
Putouts: 1, Long Beach State, Apr 02, 2019

Denson,M

Hits: 3, 4 times
Doubles: 1, 7 times
Triples: 1 [t-5th], at UNLV, 04-09-19; UC Davis, Feb 24, 2019; Michigan State, Mar 01, 2019
Total bases: 5, at UNLV, 04-09-19; Michigan State, Mar 01, 2019
RBI: 3, UC Davis, Feb 23, 2019
Runs scored: 2, at UNLV, 04-09-19; Arizona, Mar 31, 2019
Walks: 3 [t-6th], Arizona, Mar 31, 2019
Struck out: 4 [t-2nd], at Utah, May 27, 2017
Sac flies: 1 [t-4th], Stanford, May 23, 2019
Sac bunts: 1 [t-8th], 4 times
At bats: 5, 4 times
Caught stealing: 1 [t-3rd], Loyola Marymount, Mar 04, 2017
Innings pitched: 1.0, UCLA, May 04, 2019
Strikeouts: 1, UCLA, May 04, 2019
Batters faced: 4, UCLA, May 04, 2019
Field chances: 3, 8 times
Putouts: 3, 7 times
Assists: 1, Michigan State, Mar 02, 2019

Ferri,S

Hits: 2, 8 times
Doubles: 1, 9 times
Triples: 1 [t-5th], New Mexico State, Mar 13, 2019
Home runs: 1, Long Beach State, Apr 02, 2019; Washington State, Mar 16, 2019
Total bases: 5, Washington State, Mar 16, 2019
RBI: 3, Notre Dame, Feb 15, 2019
Runs scored: 3 [t-9th], Michigan State, Mar 02, 2019
Walks: 2, at USC, Mar 26, 2017; Arizona, Mar 31, 2019
Hit by pitch: 1, San Diego, Feb 20, 2019; UC Davis, Feb 24, 2019
Struck out: 3, at Oregon, 3/23/19; Notre Dame, Feb 16, 2019; at TCU, Feb 24, 2017
Sac bunts: 1 [t-8th], at Washington, Apr 27, 2019; Notre Dame, Feb 17, 2019
At bats: 6 [t-8th], at Utah, Apr 18, 2019
Innings pitched: 0.2, CSUB, Apr 23, 2017
Walks allowed: 1, at Oregon, Apr 29, 2017
Batters faced: 4, CSUB, Apr 23, 2017
Field chances: 15 [t-8th], Michigan State, Mar 02, 2019
Putouts: 13, Notre Dame, Feb 15, 2019; at TCU, Feb 24, 2017
Assists: 3, 4 times
Runners CS: 2 [t-1st], Oklahoma State, Feb 21, 2017

Garcia,D

Hits: 1, 5 times
Doubles: 1, San Diego, Feb 20, 2019
Total bases: 2, San Diego, Feb 20, 2019
Runs scored: 1, 9 times
Walks: 2, Michigan State, Mar 03, 2019
Struck out: 3, Long Beach State, Apr 02, 2019
Sac bunts: 1 [t-8th], Arizona, Mar 31, 2019
At bats: 4, Long Beach State, Apr 02, 2019
Stolen bases: 1, 4 times

Career Single-Game Highs

Caught stealing: 1 [t-3rd], at Oregon, 3/23/19; at USC, Apr 07, 2019
Field chances: 3, San Diego, Feb 20, 2019; Xavier, Mar 10, 2019
Putouts: 3, Xavier, Mar 10, 2019

Hauver,T

Hits: 5 [t-1st], Long Beach State, Apr 02, 2019
Doubles: 2 [t-4th], Long Beach State, Apr 02, 2019; at Pepperdine, Mar 06, 2018; Arizona, Mar 31, 2019
Home runs: 2 [t-1st], Michigan State, Mar 03, 2019
Total bases: 8, Michigan State, Mar 03, 2019
RBI: 7 [1st], UC Davis, Feb 24, 2019
Runs scored: 4 [t-3rd], UC Davis, Feb 24, 2019
Walks: 4 [t-1st], Notre Dame, Feb 16, 2019
Hit by pitch: 1, 5 times
Struck out: 4 [t-2nd], at Washington, Apr 27, 2019
Sac flies: 1 [t-4th], 5 times
At bats: 7 [t-1st], at Utah, Apr 18, 2019; at Washington, Apr 27, 2019
Caught stealing: 1 [t-3rd], at Oregon, 3/23/19; Michigan State, Mar 01, 2019; UCLA, May 03, 2019
Field chances: 5, Pepperdine, Feb 26, 2019; Xavier, Mar 09, 2019
Putouts: 4, at USC, Apr 06, 2019; Pepperdine, Feb 26, 2019; Xavier, Mar 09, 2019
Assists: 1, Seattle U, Apr 16, 2019; UC Davis, Feb 24, 2019; Pepperdine, Feb 26, 2019

Vander Kooi

Runs scored: 1, Stanford, May 23, 2019
Innings pitched: 9.0 [t-1st], at Utah, Apr 19, 2019
Walks allowed: 5 [t-4th], at Oregon, 3/23/19; Oregon State, Apr 13, 2019
Strikeouts: 11 [t-2nd], Stanford, May 25, 2019
Batters faced: 38 [t-1st], at Utah, Apr 19, 2019
Field chances: 3, at USC, Apr 06, 2019; at Utah, Apr 19, 2019; Washington State, Mar 16, 2019
Putouts: 2, at Oregon State, Apr 28, 2018; Xavier, Mar 08, 2019; Pacific, May 14, 2018
Assists: 2, Oregon State, Apr 13, 2019; Washington State, Mar 16, 2019
Runners CS: 1, 4 times

La Flam,L

Runs scored: 1, Xavier, Mar 10, 2019
Innings pitched: 3.0, at Utah, Apr 20, 2019
Walks allowed: 5 [t-4th], Long Beach State, Apr 02, 2019
Strikeouts: 3, UC Davis, Feb 23, 2019
Batters faced: 17, at Utah, Apr 20, 2019
Field chances: 1, Long Beach State, Apr 02, 2019; Seattle U, Apr 16, 2019; at Washington, Apr 26, 2019
Putouts: 1, Long Beach State, Apr 02, 2019; Seattle U, Apr 16, 2019; at Washington, Apr 26, 2019

Levine,W

Innings pitched: 4.0, at Utah, Apr 20, 2019
Walks allowed: 3, Notre Dame, Feb 16, 2019
Strikeouts: 3, Seattle U, Apr 16, 2019
Batters faced: 19, at Utah, Apr 20, 2019
Field chances: 1, at Utah, Apr 20, 2019; at Washington, Apr 26, 2019; Stanford, May 24, 2019
Putouts: 1, at Utah, Apr 20, 2019; at Washington, Apr 26, 2019
Assists: 1, Stanford, May 24, 2019

Career Single-Game Highs

Lidd,M

Hits: 1, UC Davis, Feb 24, 2019; Xavier, Mar 08, 2019
Home runs: 1, Xavier, Mar 08, 2019
Total bases: 4, Xavier, Mar 08, 2019
RBI: 1, Xavier, Mar 08, 2019
Runs scored: 1, Xavier, Mar 08, 2019
Struck out: 1, Long Beach State, Apr 02, 2019; UC Davis, Feb 23, 2019; Cal Baptist, Mar 20, 2019
At bats: 2, Xavier, Mar 08, 2019
Innings pitched: 4.0, at UNLV, 04-09-19
Walks allowed: 4, at UNLV, 04-09-19
Strikeouts: 3, at UNLV, 04-09-19
Batters faced: 18, at UNLV, 04-09-19
Field chances: 2, Long Beach State, Apr 02, 2019; UC Davis, Feb 23, 2019; Michigan State, Mar 03, 2019
Putouts: 2, UC Davis, Feb 23, 2019
Assists: 1, Long Beach State, Apr 02, 2019; Cal Baptist, Mar 20, 2019

Lin,L

Hits: 4 [t-5th], at Arizona, May 09, 2017
Doubles: 2 [t-4th], at UNLV, 04-10-18
Triples: 1 [t-5th], Oregon State, Mar 18, 2017
Home runs: 2 [t-1st], at Washington, Apr 27, 2019; at Nebraska, May 12, 2019
Total bases: 10 [t-3rd], at Washington, Apr 27, 2019
RBI: 6 [t-2nd], UC Davis, Feb 23, 2019
Runs scored: 3 [t-9th], at Washington, Apr 27, 2019
Walks: 2, at UNLV, 04-18-17; Washington St., Apr 14, 2017; UCLA, Mar 31, 2017
Hit by pitch: 1, 10 times
Struck out: 4 [t-2nd], at Oregon, Apr 28, 2017
Sac flies: 1 [t-4th], 8 times
Sac bunts: 1 [t-8th], 4 times
At bats: 6 [t-8th], 6 times
Stolen bases: 2 [t-2nd], New Mexico State, Feb 28, 2017
Caught stealing: 1 [t-3rd], Washington St., Apr 14, 2017
Field chances: 19 [2nd], at California, May 17, 2019
Putouts: 18 [2nd], at California, May 17, 2019
Assists: 4, USC, Apr 08, 2018
Runners CS: 2 [t-1st], Oregon, Mar 16, 2018

Marsh,A

Innings pitched: 9.0 [t-1st], Oregon State, Apr 12, 2019
Walks allowed: 5 [t-4th], at Oregon, 3/22/19
Strikeouts: 10 [t-8th], Notre Dame, Feb 15, 2019; at Nebraska, May 10, 2019; at California, May 17, 2019
Batters faced: 32, USC, Apr 06, 2018
Field chances: 4, Washington, May 04, 2018
Putouts: 3, Washington State, Mar 15, 2019
Assists: 3, Washington, May 04, 2018
Runners CS: 1, 5 times

Montoya,C

Walks: 1, Cal Baptist, Mar 20, 2019
Innings pitched: 6.1, UCLA, Apr 01, 2017
Walks allowed: 5 [t-4th], at Cal, Apr 08, 2017
Strikeouts: 6, at USC, Mar 24, 2017
Batters faced: 30, CSUB, Apr 21, 2017
Field chances: 4, UCLA, Apr 01, 2017
Putouts: 1, 4 times
Assists: 4, UCLA, Apr 01, 2017
Runners CS: 2 [t-1st], UCLA, Apr 01, 2017

Career Single-Game Highs

Romero,S

Innings pitched: 7.1, at Stanford, Apr 14, 2018
Walks allowed: 5 [t-4th], at Oregon State, Apr 28, 2018
Strikeouts: 8, at Stanford, Apr 14, 2018
Batters faced: 29, at San Diego, May 09, 2018
Field chances: 2, Oregon State, Apr 14, 2019; at Oregon, Mar 24, 2019
Putouts: 1, Oregon State, Apr 14, 2019; Cal Baptist, Mar 20, 2019
Assists: 2, at Oregon, Mar 24, 2019
Runners CS: 2 [t-1st], Oregon, Mar 16, 2018

Swift,D

Hits: 3, 4 times
Doubles: 3 [t-1st], San Diego, Feb 20, 2019
Triples: 1 [t-5th], at Utah, Apr 18, 2019
Total bases: 6, at Utah, Apr 18, 2019; San Diego, Feb 20, 2019
RBI: 3, San Diego, Feb 20, 2019
Runs scored: 3 [t-9th], 8 times
Walks: 3 [t-6th], Long Beach State, Apr 02, 2019; Miami (OH), Feb 18, 2018
Hit by pitch: 2 [t-1st], Miami (OH), Feb 18, 2018
Struck out: 5 [1st], at Oregon, 3/23/19
Sac flies: 1 [t-4th], San Diego, Feb 20, 2019; Oregon, Mar 17, 2018; at UCLA, Mar 25, 2018
Sac bunts: 2 [t-2nd], at Arizona, May 18, 2018
At bats: 6 [t-8th], at Utah, Apr 18, 2019; at Washington, Apr 27, 2019
Stolen bases: 1, 4 times
Caught stealing: 2 [t-1st], Miami (OH), Feb 17, 2018
Field chances: 12, UCLA, May 05, 2019
Putouts: 5, at Oregon State, Apr 28, 2018; UCLA, May 05, 2019
Assists: 8 [t-3rd], Pacific, May 14, 2018

Tolman,E

Hits: 3, Seattle U, Apr 16, 2019; Xavier, Mar 10, 2019
Doubles: 1, Seattle U, Apr 16, 2019
Home runs: 2 [t-1st], Seattle U, Apr 16, 2019
Total bases: 10 [t-3rd], Seattle U, Apr 16, 2019
RBI: 4, Seattle U, Apr 16, 2019
Runs scored: 3 [t-9th], Seattle U, Apr 16, 2019
Walks: 1, 4 times
Hit by pitch: 1, Xavier, Mar 10, 2019
Struck out: 3, at Washington, Apr 28, 2019
At bats: 5, at Utah, Apr 18, 2019; at Washington, Apr 27, 2019
Innings pitched: 5.0, Pepperdine, Feb 26, 2019
Walks allowed: 5 [t-4th], at Nebraska, May 12, 2019
Strikeouts: 6, at Arizona, May 07, 2019
Batters faced: 19, UNLV, Apr 23, 2019; Pepperdine, Feb 26, 2019
Field chances: 4, at Oregon, 3/23/19
Putouts: 3, at Oregon, 3/23/19
Assists: 2, Pepperdine, Feb 26, 2019; Michigan State, Mar 02, 2019
Runners CS: 1, Pepperdine, Feb 26, 2019

Torkelson,S

Hits: 4 [t-5th], Notre Dame, Feb 17, 2019; at California, May 17, 2019
Doubles: 2 [t-4th], Miami (OH), Feb 18, 2018; at UCLA, Mar 25, 2018
Home runs: 2 [t-1st], at Stanford, Apr 14, 2018; Miami (OH), Feb 17, 2018; at Long Beach State, Feb 28, 2018
Total bases: 9 [t-7th], Miami (OH), Feb 17, 2018; at Long Beach State, Feb 28, 2018
RBI: 4, 5 times
Runs scored: 4 [t-3rd], Washington, May 04, 2018
Walks: 3 [t-6th], at Washington, Apr 27, 2019; at Oregon State, Apr 28, 2018; Michigan State, Mar 03, 2019
Hit by pitch: 2 [t-1st], Utah, Apr 21, 2018
Struck out: 3, at San Diego, May 09, 2018

Career Single-Game Highs

Sac flies: 1 [t-4th], 7 times
At bats: 6 [t-8th], 4 times
Stolen bases: 1, 5 times
Caught stealing: 1 [t-3rd], at Washington, Apr 27, 2019; at California, May 17, 2019; at Arizona, May 18, 2018
Field chances: 14, 4 times
Putouts: 14 [t-8th], Oregon, Mar 18, 2018
Assists: 4, Seattle U, Apr 16, 2019; at Washington, Apr 26, 2019

Williams,A

Hits: 4 [t-5th], Michigan State, Mar 03, 2019; Washington State, Mar 17, 2019
Doubles: 3 [t-1st], Michigan State, Mar 03, 2019
Triples: 1 [t-5th], 4 times
Home runs: 1, 4 times
Total bases: 7, Michigan State, Mar 03, 2019
RBI: 4, Seattle U, Apr 16, 2019
Runs scored: 3 [t-9th], at Washington, Apr 28, 2019
Walks: 2, 6 times
Hit by pitch: 1, 12 times
Struck out: 2, 6 times
Sac flies: 1 [t-4th], 7 times
Sac bunts: 1 [t-8th], 7 times
At bats: 6 [t-8th], 4 times
Stolen bases: 2 [t-2nd], at Nebraska, May 11, 2019
Caught stealing: 1 [t-3rd], 9 times
Field chances: 12, at Utah, Apr 19, 2019
Putouts: 5, UCLA, May 03, 2019
Assists: 8 [t-3rd], at Utah, Apr 19, 2019

Workman,G

Hits: 4 [t-5th], Notre Dame, Feb 16, 2019
Doubles: 2 [t-4th], Oregon, Mar 18, 2018; at Oregon, Mar 24, 2019
Triples: 2 [t-1st], Oklahoma State, Mar 02, 2018
Home runs: 2 [t-1st], Washington State, Mar 15, 2019
Total bases: 8, Washington State, Mar 15, 2019
RBI: 4, Washington State, Mar 15, 2019
Runs scored: 3 [t-9th], Notre Dame, Feb 16, 2019; at Nebraska, May 10, 2019
Walks: 3 [t-6th], at USC, Apr 07, 2019
Hit by pitch: 1, 7 times
Struck out: 4 [t-2nd], at Washington State, Mar 31, 2018; Arizona, Mar 31, 2019; at Nebraska, May 11, 2019
Sac flies: 1 [t-4th], 4 times
Sac bunts: 2 [t-2nd], at Oregon State, Apr 28, 2018
At bats: 6 [t-8th], Notre Dame, Feb 16, 2019; Arizona, Mar 31, 2019; at Arizona, May 19, 2018
Stolen bases: 2 [t-2nd], at Arizona, May 07, 2019
Caught stealing: 1 [t-3rd], USC, Apr 07, 2018; Arizona, Mar 31, 2019
Field chances: 8, at Oregon, 3/23/19
Putouts: 3, at Utah, Apr 18, 2019; Washington State, Mar 15, 2019
Assists: 5, at Oregon, 3/23/19; UC Davis, Feb 23, 2019; Pepperdine, Feb 26, 2019