



# SUN DEVIL

## MEN'S BASKETBALL



**MBB CONTACT:** Connor Smith | **EMAIL:** [connor.t.smith@asu.edu](mailto:connor.t.smith@asu.edu) | **PHONE:** 602-527-5128

	Nov. 4	<b>SOUTHERN UTAH</b>	
	7 pm	Tempe, Ariz.	ESPN+
	Nov. 9	<b>UTAH TECH</b>	
	1 pm	Tempe, Ariz.	ESPN+
	Nov. 14	<b>GONZAGA</b>	
	9 pm	Tempe, Ariz.	ESPN2
	Nov. 17	<b>GEORGIA STATE</b>	
	7 pm	Tempe, Ariz.	
	Nov. 20	<b>at Hawaii</b>	
	10 pm	Honolulu, Hawaii	
	Nov. 24	<b>vs Texas</b>	
	9 pm	Maui, Hawaii	
	Nov. 25	<b>vs Washington St./Chaminade</b>	
	TBD	Maui, Hawaii	
	Nov. 26	<b>Third Round</b>	
	TBD	Maui, Hawaii	
	Dec. 6	<b>vs Oklahoma</b>	
	8 pm	Phoenix, Ariz.	
	Dec. 9	<b>NORTHERN ARIZONA</b>	
	7 pm	Tempe, Ariz.	
	Dec. 13	<b>vs Santa Clara</b>	
	5 pm	Las Vegas, Nevada	
	Dec. 17	<b>at UCLA</b>	
	8:30 pm	Los Angeles, Calif.	
	Dec. 21	<b>OREGON STATE</b>	
	1 pm	Tempe, Ariz.	
	Jan. 3	<b>COLORADO</b>	
	7 pm	Tempe, Ariz.	
	Jan. 7	<b>at BYU</b>	
	7 pm	Provo, Utah	
	Jan. 10	<b>KANSAS STATE</b>	
	1 pm	Tempe, Ariz.	
	Jan. 14	<b>at Arizona</b>	
	8:30 pm	Tucson, Ariz.	
	Jan. 18	<b>at Houston</b>	
	3 pm	Houston, Texas	
	Jan. 21	<b>WEST VIRGINIA</b>	
	7 pm	Tempe, Ariz.	
	Jan. 24	<b>CINCINNATI</b>	
	8 pm	Tempe, Ariz.	
	Jan. 27	<b>at UCF</b>	
	5 pm	Orlando, Fla.	
	Jan. 31	<b>ARIZONA</b>	
	12 pm	Tempe, Ariz.	
	Feb. 4	<b>at Utah</b>	
	6 pm	Salt Lake City, Utah	
	Feb. 7	<b>at Colorado</b>	
	7:30 pm	Boulder, Colo.	
	Feb. 10	<b>OKLAHOMA STATE</b>	
	7 pm	Tempe, Ariz.	
	Feb. 17	<b>TEXAS TECH</b>	
	9 pm	Tempe, Ariz.	
	Feb. 21	<b>at Baylor</b>	
	2 pm	Waco, Texas	
	Feb. 24	<b>at TCU</b>	
	7 pm	Fort Worth, Texas	
	Feb. 28	<b>UTAH</b>	
	1:30 pm	Tempe, Ariz.	
	Mar. 3	<b>KANSAS</b>	
	7 pm	Tempe, Ariz.	
	Mar. 7	<b>at Iowa State</b>	
	12 pm	Ames, Iowa	

### GAME #1 • HOME GAME #1 • NON-CONFERENCE GAME #1

Tuesday, Nov. 4 | 7 p.m. AZT | Tempe, AZ | Desert Financial Arena



## ARIZONA STATE SUN DEVILS

(0-0, 0-0 BIG 12)

VS

## SOUTHERN UTAH THUNDERBIRDS

(0-0, 0-0 WAC)



Bobby Hurley

Head Coach

Rob Jeter

210-171 (.551) [13th season]

Record

245-255 (.490) [17th season]

168-151 (.527) [11th season]

at School

22-40 (.355) [3rd season]

### HOW TO FOLLOW



**WATCH**  **APP:** ESPN+ **WEB:** [espn.com/watch](https://espn.com/watch) (Braiden Bell, Jeff Ayers (Pendergraph))

**LISTEN**  **WEB:** [tuner.bonneville.com/?KTAR-AM](https://tuner.bonneville.com/?KTAR-AM) (Tim Healey, Kyle Dodd)

**STATS**  **WEB:** [asu.statbroadcast.com](https://asu.statbroadcast.com)

### TALE OF THE TAPE

(2024-25 Final NCAA Rank)

	OFF	DEF	FG%	3FG%	FT%	3FGM	REB	AST	TO	STL	BLK
	74.1	76.8	43.9	35.6	72.6	8.7	34.0	12.8	12.5	5.3	4.4
	163	303	224	83	159	72	247	235	246	320	51
	69.8	73.7	42.5	31.3	72.9	5.9	37.1	12.0	14.5	5.1	4.4
	283	229	297	312	144	335	87	288	340	333	53

### ARIZONA STATE MEN'S BASKETBALL OPENS SEASON WITH SOUTHERN UTAH

*The Sun Devils host the Thunderbirds in the first of a four-game home stand to open the season*

The 2025-26 Sun Devil Men's Basketball season tips-off Tuesday at 7 PM MST when Arizona State takes on Southern Utah at Desert Financial Arena. Bobby Hurley enters his 11th year at the helm in Tempe with another talented and deep roster. This is the earliest season opener (Nov. 4) in program history. Arizona State looks to extend their win streak in home openers to ten games.

### THE MATCHUP

Arizona State will open their home schedule and regular season on Nov. 4 by taking on Southern Utah. This will be the first opportunity for Sun Devil fans to check out their team at Desert Financial Arena. The two sides have matched up five times since 1987, with ASU holding a 5-0 advantage in the series. It is the first meeting between the two programs since 2005.

### HOW TO FOLLOW

The broadcast of Sun Devil Men's Basketball's game on Tuesday will air on ESPN+ (\$) when they take on Southern Utah at Desert Financial Arena, scheduled for a 7 PM MST tip-off with Braiden Bell and Sun Devil Athletics Hall of Famer Jeff Ayers (Pendergraph) on the call. Make sure to listen to Tim Healey and Kyle Dodd on ESPN 620 AM KTAR.

### QUOTABLE

"This group is excited to get the season started," Coach Hurley mentioned. "They have been working extremely hard to be ready for Tuesday. We look forward to getting to play in front of our fans and re-connect with Sun Devil Nation in person."

### 2024-25 SEASON LEADERS

<b>POINTS</b>	Marcus Adams Jr.	514
	Allen Mukeba	481
<b>REBOUNDS</b>	Allen Mukeba	249
	Santiago Trouet	225
<b>ASSISTS</b>	Moe Odum	264
	Allen Mukeba	75
<b>STEALS</b>	Moe Odum	43
	Marcus Adams Jr.	33
<b>BLOCKS</b>	Allen Mukeba	46
	Santiago Trouet	22



## SEASON OPENING NOTES

Arizona State is 8-2 in season openers against non-conference opponents in the Bobby Hurley era, having won eight of their last nine. In five of those games, the Sun Devils have scored 88+ points. Overall since 2000, the Maroon & Gold are 21-6 in season openers dating back to the 1998-99 season.

## HOME OPENER NOTES

The Sun Devils have won their past nine home openers under Bobby Hurley. They are averaging 79.3 points in home-opener games while giving up only 64.9. ASU is 11-1 in their last 12 home openers.

## IMPACT TRANSFERS

A six-man transfer class immediately bolstered the Sun Devil Men's Basketball roster. It is one of the premier transfer classes in program history.

G Moe Odum, Pepperdine  
F Allen Mukeba, Oakland  
F Marcus Adams Jr., Cal State Northridge  
G Adante' Holiman, Georgia Southern  
F Santiago Trouet, San Diego  
G Bryce Ford, Toledo

## INTERNATIONAL PRESENCE

Sun Devil Men's Basketball has a roster with players from all over the World. Seven different countries are represented on the 2025-26 roster.

United States (9)  
Belgium (2)  
Serbia (1)  
Senegal (1)  
Italy (1)  
Montenegro (1)  
Argentina (1)

## DIALED IN FROM DEEP

Arizona State made 287 three pointers last season, the fourth-most in program history. Four of the five most prolific three-point shooting seasons in program history have taken place in the Bobby Hurley era (328 in 2017, 288 in 2018, 274 in 2023)

328 – 2017  
288 – 2018  
288 – 2009  
**287 - 2025**  
274 – 2023

## DON'T COUNT US OUT

The Sun Devils have come back to win a game when trailing at halftime 47 times during the Bobby Hurley era, including three times last season. Since 2015-16, the Maroon and Gold are Top-40 in the nation in halftime comeback victories.

## 200-WIN CLUB

Hurley earned the 200th win in his head coaching career between Arizona State and Buffalo during his 12th season at the Division I level when ASU defeated Grand Canyon last year (now at 210). Hurley also earned his 150th career win when ASU beat Grand Canyon back in 2021.

## THE HURLEY ERA

Bobby Hurley has won 168 games at ASU and is only the third coach in program history to reach the mark. He is now the second-winningest coach in program history.

## CAREER WINS AT ASU

406, Ned Wulk (1957-82)  
**168, Bobby Hurley (2015-present)**  
159, Herb Sendek (2006-15)

## CONFERENCE OF CONTENDERS

- The Big 12 tied both a Conference record and the national lead with six teams in the Preseason AP Top 25 Poll, with a nation-leading three teams inside the Top-10  
- Four of the last six national championships have featured a Big 12 school, including Houston's appearance in the game last season. The run is highlighted by back-to-back national championships by Baylor in 2021 and Kansas in 2022  
- The Big 12 has been the top ranked Conference in NET/RPI (prior to 2019) in nine of the past 12 seasons  
- The Big 12 boasted the nation's top winning percentage in the 2025 NCAA Tournament (66.7%)

## NBA-MLB CONNECTION

Arizona State is one of four schools at the NCAA Division I level to have its head men's basketball coach play in the National Basketball Association and a former MLB player as its head baseball coach.

*Basketball Coach, School (Baseball Coach)*  
**Bobby Hurley, Arizona St. (Willie Bloomquist)**  
Speedy Claxton, Hofstra (Frank Catalanotto)  
Mark Madsen, California (Mike Neu)  
Roger Powell Jr., Valparaiso (Brian Schmack)

## SERIES HISTORY

**SUU** SOUTHERN  
UTAH  
UNIVERSITY

Overall	5-0 (5 games)
Home	5-0
Away	0-0
Neutral Site	0-0
Streak	W5
Last 10	5-0
First Meeting	Dec. 9, 1987
Last Meeting	Nov. 23, 2005
ASU Avg. Points Scored	89.4
ASU Avg. Points Allowed	71.0

## SUN DEVIL HISTORY

Season of Basketball	114th
First Season	1911
All-Time Record	1465-1324
All-Time Winning %	52.5%
NCAA Tournament Appearances	17
Sweet 16	1961, 1963, 1973, 1975, 1995
Elite 8	1961, 1963, 1975
Conference Championships	1958, 1959, 1961, 1962 1963, 1964, 1973, 1975
2024-25 Record	13-20



ESPN+, the digital home of the Big 12, is available via the ESPN App, ESPN.com or espnplus.com for just \$10.99 per month (or 109.99 per year) and can be canceled at any time.

Subscribers can watch ESPN+ on the ESPN App via most major mobile and connected-TV platforms, including iPhone, iPad, AppleTV, Android devices, Roku and Chromecast.

ESPN+ is also available via ESPN.com on the web.



# #Big12MBB

**Twitter/X:** @Big12Conference

**Facebook:** Facebook.com/Big12

**Instagram:** @Big12Conference

**YouTube:** youtube.com/big12conference

**Website:** big12sports.com



## NUMERICAL ROSTER

#	FULL NAME	POS.	HT.	YR.	HOMETOWN	HIGH SCHOOL	PREVIOUS SCHOOL
1	Santiago Trouet	F	6-11	R-So.	Buenos Aires, Argentina	American (Fla.)	San Diego
2	Anthony "Pig" Johnson	G	6-3	Sr.	Midfield, Ala.	Midfield	Cumberlands/NE Miss. CC
3	Adante' Holiman	G	5-11	Sr.	McAlester, Okla.	McAlester	Ga. Southern/UTSA/UTRGV
4	Bryce Ford	G	6-4	Jr.	Scottsdale, Ariz.	Pinnacle	Toledo
5	Moe Odum	G	6-2	Sr.	The Bronx, NY	West Oaks Academy (Fla.)	Pacific/Pepperdine
7	Vijay Wallace	G	6-5	Jr.	Chicago, IL	Dyett	Illinois Valley CC / Triton Coll.
8	Marcus Adams Jr.	F	6-8	R-So.	Los Angeles, Calif.	Narbonne	BYU/Cal State Northridge
11	Kash Polk	F	6-10	Fr.	Argyle, TX	Argyle	
12	Trevor Best	G	6-3	So.	Wilson, NC	Word Of God Christian Academy (NC)	
14	Andrija Grbović	F	6-11	Jr.	Pljevlja, Montenegro		
15	Noah Meeusen	G	6-5	So.	Zandvliet, Belgium		
22	Quentin McCoy	G	6-1	So.	Chicago, Ill.	Lindblom	
23	Allen Mukeba	F	6-8	Gr.	Charleroi, Belgium	Napa Christian School	UMKC/Oakland
24	Dame Salane	C	7-1	Fr.	Biella, Italy	Stafford (TX)	
35	Massamba Diop	C	7-1	Fr.	Rufisque, Senegal		
70	Jovan Ićitović	F	6-9	Fr.	Belgrade, Serbia		

## COACHING/SUPPORT STAFF

Head Coach: Bobby Hurley

Assistant Coach: Jerrance Howard

Director of Operations: Mickey Mitchell

Director of Recruiting &amp; Player Personnel: Greg Howell

Assistant Coach: Nick Irvin

Assistant Coach: Ty Amundsen

Special Advisor to the Head Coach: Ty Larson

Director of Analytics &amp; Strategy: Bobby Hurley Jr.

## MEDIA ROSTER



Marcus Adams Jr.  
F • 6-8 • R-So.



Trevor Best  
G • 6-3 • So.



Massamba Diop  
C • 7-1 • Fr.



Bryce Ford  
G • 6-4 • Jr.



Andrija Grbović  
F • 6-11 • Jr.



Adante' Holiman  
G • 5-11 • Sr.



Jovan Ićitović  
F • 6-9 • Fr.



Anthony "Pig" Johnson  
G • 6-3 • Sr.



Quentin McCoy  
G • 6-1 • So.



Noah Meeusen  
G • 6-5 • So.



Allen Mukeba  
F • 6-8 • Gr.



Moe Odum  
G • 6-2 • Sr.



Kash Polk  
F • 6-10 • Fr.



Dame Salane  
C • 7-1 • Fr.



Santiago Trouet  
F • 6-11 • R-So.



Vijay Wallace  
G • 6-5 • Jr.



Bobby Hurley  
Head Coach



Graham Rossini  
Athletic Director





CONSTANT COMPETITION

- Bobby Hurley has once again assembled one of the nation's toughest schedules.
- The Sun Devils have nine games on their schedule against teams in the preseason AP Top-25, including three of the Top-10.
- ASU will play Texas, who received votes, in Maui and has potential matchups with three other teams receiving votes while at the Invitational.

ROAD WARRIORS

- Does any team in the nation have a tougher road schedule on paper in the preseason than Arizona State? It would be tough to argue.
- They have five road games scheduled against teams ranked in the top-16 of the AP Preseason Poll.
- That includes trips to No. 2 Houston and No. 8 BYU in addition to a non-conference battle with UCLA in Los Angeles.

MILESTONE WATCH

Moe Odum

- two games away from having played in 100 games in his career (currently at 98)
- 89 points shy of 1,000 career points (currently at 911)
- 82 assists shy of 600 career assists (currently at 518)
- 2 rebounds shy of 250 career rebounds (currently at 248)

Allen Mukeba

- 13 games away from having played in 100 games in his career (currently at 87)
- 78 points shy of 1,000 career points (currently at 922)
- 60 rebounds shy of 600 career rebounds (currently at 540)
- 16 assists shy of 150 career assists (currently at 134)

Adante' Holiman

- One appearance away from 70 career games played (currently at 69)
- 49 points shy of 800 career points (currently at 751)
- 30 assists shy of 200 career assists (currently at 170)

Santiago Trouet

- 30 rebounds shy of 300 career rebounds (currently at 270)

2024-25 TROPHY CASE

Allen Mukeba

- Second Team All-Horizon League

Marcus Adams Jr.

- All-Big West Second Team

Adante' Holiman

- All-Sun Belt Conference Third Team

Anthony "Pig" Johnson

- First-Team NAIA All-American
- Mid-South Conference Player of the Year
- Mid-South First Team All-Conference

STATS BY PERIOD

POINTS	1ST	2ND	OT	TOT	TURNOVERS	1ST	2ND	OT	TOT
Sun Devils	0	0	0	0	Sun Devils	0	0	0	0
Opponents	0	0	0	0	Opponents	0	0	0	0
REBOUNDS	1ST	2ND	OT	TOT	SHOOTING %	1ST	2ND	OT	TOT
Sun Devils	0	0	0	0	Sun Devils	0.0%	0.0%	0.0%	0.0%
Opponents	0	0	0	0	Opponents	0.0%	0.0%	0.0%	0.0%
ASSISTS	1ST	2ND	OT	TOT	3 PT %	1ST	2ND	OT	TOT
Sun Devils	0	0	0	0	Sun Devils	0.0%	0.0%	0.0%	0.0%
Opponents	0	0	0	0	Opponents	0.0%	0.0%	0.0%	0.0%

THE LAST TIME

TEAMS	ARIZONA STATE	OPPONENTS
Scored 90+ points	100 at #24 Arizona (3/4/25)	113 at #24 Arizona (3/4/25)
Scored 100+ points	100 at #24 Arizona (3/4/25)	113 at #24 Arizona (3/4/25)
Had 50+ rebounds	56 at California (02/11/23)	52 vs Arizona (02/01/25)
Had 55+ rebounds	56 at California (02/11/23)	58 vs USC (02/03/22)
Had 20+ assists	21 Nevada (3/15/22 - NCAA Toun.)	21 at #24 Arizona (3/4/25)
Had 25+ assists	27 vs. Central Arkansas (12/22/16)	25 at Utah (3/1/25)
Shot >55%	55.6% at #12 Texas Tech, 2OT (2/12/25)	59.0% at #24 Arizona (3/4/25)
Shot >60%	63.6% Nevada (3/15/22 - NCAA Toun.)	63.3% at Utah (02/26/15)
Shot >50% from 3	50.0% vs UCF (01/14/25)	50.0% vs #25 BYU (2/26/25)
Had 15+ steals	16 vs Rider (11/17/19)	
Had 10+ blocks	10 vs San Diego (12/3/24)	12 vs USC (01/09/21)



FOLLOW THE QR CODE FOR  
FULL GAME PREVIEW ON  
SUNDEVILS.COM



SUN DEVIL LEADERS

GM	Opponent	Points	Rebounds	Assists	Blocks	Steals	Minutes
1	vs Southern Utah						
2	vs Utah Tech						
3	vs Gonzaga						
4	vs Georgia State						
5	at Hawaii						
6	TEXAS						
7	MAUI 2ND RND						
8	MAUI 3RD RND						
9	OKLAHOMA						
10	vs NAU						
11	SANTA CLARA						
12	at UCLA						
13	vs Oregon State						
14	vs Colorado						
15	at BYU						
16	vs Kansas State						
17	at Arizona						
18	at Houston						
19	vs West Virginia						
20	vs Cincinnati						
21	at UCF						
22	vs Arizona						
23	at Utah						
24	at Colorado						
25	vs Oklahoma St						
26	vs Texas Tech						
27	at Baylor						
28	at TCU						
29	vs Utah						
30	vs Kansas						
31	at Iowa State						
32	Big 12 Tourney						

HOME/AWAY		POINTS			REBOUNDS			ASSISTS		
Team	HOME	AWAY	TOTAL	HOME	AWAY	TOTAL	HOME	AWAY	TOTAL	
Sun Devils										
Opponent										

SUN DEVIL STATS BY MONTH

Month	Games	Record	Points	Avg	Reb.	Avg	Sh%	Assists	Avg	3pt%
November	8	0-0	0	0.0	0	0.0	0.0%	0	0.0	0.0%
December	5	0-0	0	0.0	0	0.0	0.0%	0	0.0	0.0%
January	9	0-0	0	0.0	0	0.0	0.0%	0	0.0	0.0%
February	7	0-0	0	0.0	0	0.0	0.0%	0	0.0	0.0%
March	3	0-0	0	0.0	0	0.0	0.0%	0	0.0	0.0%
TOTAL	32	0-0	0	0.0	0	0.0	0.0%	0	0.0	0.0%

GAME LEADERS

GAMES WITH MOST POINTS\*

GAMES WITH MOST REBOUNDS\*

GAMES WITH MOST ASSISTS\*

GAMES WITH MOST BLOCKS\*

GAMES WITH MOST STEALS\*

GAMES WITH MOST MINUTES\*

20+ POINT GAMES

10+ POINT GAMES

DOUBLE-DOUBLES

\* - Includes ties



SUN DEVIL SNAPSHOT

BY SCHEDULE

November	0-0
December	0-0
January	0-0
February	0-0
March	0-0
Tuesday	0-0
Wednesday	0-0
Thursday	0-0
Friday	0-0
Saturday	0-0
Sunday	0-0

BY GAME

Day games	0-0
Night games (5 PM+ local)	0-0
Eastern Time Zone	0-0
Central Time Zone	0-0
Mountain Time Zone	0-0
Pacific Time Zone	0-0
Arizona Time Zone	0-0
Home	0-0
Road	0-0
Neutral	0-0
vs. Ranked Opponent	0-0
vs. Top-10 Opponent	0-0

BY UNIFORM

White	0-0
Maroon	0-0
Black	0-0
Gold	0-0

BY OPPONENT CONFERENCE

vs. WAC	0-0
---------	-----

BY GAME EVENT

Leading at Halftime	0-0
Tied at Halftime	0-0
Trailing at Halftime	0-0
Leading at 5:00 in 2nd Half'	0-0
Tied at 5:00 in 2nd Half'	0-0
Trailing at 5:00 in 2nd Half'	0-0
Overtime	0-0

BY SCORING TOTAL

Scoring 50+ points	0-0
Scoring 60+ points	0-0
Scoring 70+ points	0-0
Scoring 80+ points	0-0
Scoring 90+ points	0-0
Allowing 50 or less	0-0
Allowing 60 or less	0-0
Allowing 70 or less	0-0
Allowing 80 or less	0-0
Allowing 90 or less	0-0
One-possession games	0-0
Games separated by 10 or less	0-0

WHEN ASU

Outrebounds opponent	0-0
More assists than opponent	0-0
Shoots better than opponent	0-0
Less turnovers than opponent	0-0
Fewer fouls than opponent	0-0
Making more threes than opponent	0-0
Has 40+ rebounds	0-0
Has 15+ assists	0-0
Shoots 50% or better	0-0
Makes 8+ 3PT FG	0-0

CAREER STATISTICAL BREAKDOWN

POINTS	'20	'21	'22	'23	'24	#
Mukeba			206	235	481	922
Odum			173	279	459	911
Holiman			179	149	423	751
Adams Jr.				2	514	516
Trouet				30	288	318
Ford				70	233	303
Best				40		40

REBOUNDS	'20	'21	'22	'23	'24	#
Mukeba			166	125	249	540
Trouet				45	225	270
Odum			52	84	112	248
Adams Jr.				2	157	159
Ford				27	94	121
Holiman			28	34	54	116
Best					10	10

ASSISTS	'20	'21	'22	'23	'24	#
Odum			108	146	264	518
Holiman			73	40	57	170
Mukeba			36	23	75	134
Adams Jr.				1	47	48
Ford				16	27	43
Trouet				5	23	28
Best					6	6



# STARTING LINEUPS

DATE	NOV 4	NOV 9	NOV 14	NOV 17	NOV 20	NOV 24	NOV 25	NOV 26	DEC 6	DEC 9	DEC 13
OPP											
RESULT											
# (REC)											
G											
G											
F											
F											
C											

DEC 17	DEC 21	JAN 3	JAN 7	JAN 10	JAN 14	JAN 18	JAN 21	JAN 24	JAN 27	JAN 31

FEB 4	FEB 7	FEB 10	FEB 17	FEB 21	FEB 24	FEB 28	MARCH 3	MARCH 7	MARCH 10

STARTING LINEUP NOTES		STARTING LINEUP PRODUCTION (% OF TOTAL)	
Number of starting lineups used	0	Points by starters	0 (0.0%)
Number of players with at least one start	0	Rebounds by starters	0 (0.0%)
Number of players to start every game	0	Assists by starters	0 (0.0%)
Total minutes played by starters	0	Blocks by starters	0 (0.0%)
Percent of total minutes played by starters	0.0%	Steals by starters	0 (0.0%)
Average minutes per game by starter	0.0	+/- by starters	0



GAMES PLAYED

PLAYER	2024	CAREER	AT ASU
Moe Odum	35	98	0
Allen Mukeba	33	87	0
Adante' Holiman	25	69	0
Bryce Ford	33	60	0
Santiago Trouet	33	44	0
Marcus Adams Jr.	32	33	0
Trevor Best	11	11	11
Quentin McCoy	6	6	6
Pig Johnson	0	0	0
Massamba Diop	0	0	0
Andrija Grbovic	0	0	0
Dame Salane	0	0	0
Kash Polk	0	0	0
Noah Meeusen	0	0	0
Jovan Icitovic	0	0	0
Vijay Wallace	0	0	0
TEAM	208	408	17

GAMES AS A STARTER

PLAYER	2024	CAREER	AT ASU
Moe Odum	35	81	0
Allen Mukeba	33	57	0
Adante' Holiman	19	46	0
Santiago Trouet	25	25	0
Bryce Ford	21	21	0
Marcus Adams Jr.	20	20	0
Trevor Best	0	0	0
Quentin McCoy	0	0	0
Pig Johnson	0	0	0
Massamba Diop	0	0	0
Andrija Grbovic	0	0	0
Dame Salane	0	0	0
Kash Polk	0	0	0
Noah Meeusen	0	0	0
Jovan Icitovic	0	0	0
Vijay Wallace	0	0	0
TEAM	153	250	0

GAMES OFF THE BENCH

PLAYER	2024	CAREER	AT ASU
Moe Odum	0	17	0
Allen Mukeba	0	30	0
Adante' Holiman	6	23	0
Santiago Trouet	8	19	0
Bryce Ford	12	39	0
Marcus Adams Jr.	12	13	0
Trevor Best	11	11	0
Quentin McCoy	6	6	0
Pig Johnson	0	0	0
Massamba Diop	0	0	0
Andrija Grbovic	0	0	0
Dame Salane	0	0	0
Kash Polk	0	0	0
Noah Meeusen	0	0	0
Jovan Icitovic	0	0	0
Vijay Wallace	0	0	0
TEAM	55	158	0

HEAD COACH BOBBY HURLEY



One of the most recognizable names in college basketball history became the 14th men's head coach of the Sun Devil Men's Basketball program, as Arizona State named 1992 NCAA Final Four Most Outstanding Player Bobby Hurley as the head coach on April 9, 2015. What has followed is aggressive scheduling, lots of fast-paced hoops, playing hard, several big-time wins both home and away and back-to-back NCAA Tournaments for Arizona State for the first time since Byron Scott, Fat Lever and Alton Lister were starring in Tempe (1980-81 to be exact). In his 11 seasons as head coach, Sun Devil Men's Basketball has matched its highest ranking in school history (third in the Associated Press Poll in December of 2017), notched its best two average attendances in history (10,603 in 2017-18 is the ASU record), reached the NCAA Tournament three times, notched its best two non-conference wins in school history (vs. No. 1 Kansas on Dec. 22, 2018 and at No. 2 Kansas on Dec. 10, 2017) and defeated two eventual 2018 No. 1 seeds in a span of a few weeks (Kansas and Xavier).

Following a three-year drought without a First or Second Team Pac-12 All-Conference selection, ASU had at least one in six straight seasons under Hurley (2018-23) and Frankie Collins received Honorable Mention distinction in 2024. Hurley has coached two Pac-12 Sixth Man of the Year winners in addition to the 2019 Pac-12 Freshman of the Year (Lu Dort).

Three Sun Devils have been selected to the Pac-12 All-Tournament team and three received All-Defensive Team distinction during Hurley's tenure. During the 2024-25, he reached a couple significant career milestones. Hurley moved into second place in program history with his 160th win as the ASU head coach over Cal Poly. His 168 career wins heading into the 2025-26 season trail only legendary Sun Devil head coach Ned Wulk. He also captured his 200th career win when the Sun Devils defeated Grand Canyon at the Jerry Colangelo Classic. Arizona State captured their fourth non-conference tournament championship in the Bobby Hurley era when they won the 2024 Acrisure Classic Championship. ASU defeated New Mexico and Saint Mary's in back-to-back days to win the title in Palm Springs. ASU also won the 2022 Legends Classic, 2018 MGM Resorts Title, and the 2017 Continental Tire Invitational under Hurley.

















Institution	Seasons	Record
Buffalo	2 (2013-15)	42-20 (.677)
Arizona State	11 (2015-pres.)	168-151 (.527)
Career	13	210-171 (.551)







## BIG 12 STANDINGS (PRESEASON)

		BIG 12 GAMES				OVERALL										
REGULAR SEASON		W	L	%	STRK	W	L	%	vs Top 25	PTS	OPP PTS	DIFF	H	A	N	
	Houston	0	0	0.0	-	0	0	0.0	0-0	0	0	0	0-0	0-0	0-0	
	Arizona	0	0	0.0	-	0	0	0.0	0-0	0	0	0	0-0	0-0	0-0	
	Texas Tech	0	0	0.0	-	0	0	0.0	0-0	0	0	0	0-0	0-0	0-0	
	Iowa State	0	0	0.0	-	0	0	0.0	0-0	0	0	0	0-0	0-0	0-0	
	BYU	0	0	0.0	-	0	0	0.0	0-0	0	0	0	0-0	0-0	0-0	
	Kansas	0	0	0.0	-	0	0	0.0	0-0	0	0	0	0-0	0-0	0-0	
	Baylor	0	0	0.0	-	0	0	0.0	0-0	0	0	0	0-0	0-0	0-0	
	TCU	0	0	0.0	-	0	0	0.0	0-0	0	0	0	0-0	0-0	0-0	
	Utah	0	0	0.0	-	0	0	0.0	0-0	0	0	0	0-0	0-0	0-0	
	Kansas State	0	0	0.0	-	0	0	0.0	0-0	0	0	0	0-0	0-0	0-0	
	West Virginia	0	0	0.0	-	0	0	0.0	0-0	0	0	0	0-0	0-0	0-0	
	Cincinnati	0	0	0.0	-	0	0	0.0	0-0	0	0	0	0-0	0-0	0-0	
	UCF	0	0	0.0	-	0	0	0.0	0-0	0	0	0	0-0	0-0	0-0	
	Oklahoma State	0	0	0.0	-	0	0	0.0	0-0	0	0	0	0-0	0-0	0-0	
	Arizona State	0	0	0.0	-	0	0	0.0	0-0	0	0	0	0-0	0-0	0-0	
	Colorado	0	0	0.0	-	0	0	0.0	0-0	0	0	0	0-0	0-0	0-0	

### Big 12 Non-Conference Records

America East.....	0-0
American Athletic.....	0-0
ACC .....	0-0
Atlantic Sun.....	0-0
Atlantic 10 .....	0-0
Big East.....	0-0
Big Sky .....	0-0
Big South.....	0-0
Big Ten.....	0-0
Big West .....	0-0
CAA.....	0-0
C-USA.....	0-0
Horizon.....	0-0
Independents .....	0-0
Ivy .....	0-0
MAAC.....	0-0
MAC.....	0-0
MEAC.....	0-0
Missouri Valley.....	0-0
Mountain West .....	0-0
Northeast.....	0-0
Ohio Valley.....	0-0
Patriot .....	0-0
SEC.....	0-0
Southern.....	0-0
Southland.....	0-0
SWAC.....	0-0
Summit .....	0-0
Sun Belt .....	0-0
WCC .....	0-0
WAC.....	0-0
<b>TOTAL .....</b>	<b>0-0</b>

### CONFERENCE NEWS & NOTES

- The Big 12 tied both a Conference record and the national lead with six teams in the Preseason AP Top 25 Poll. No. 2 Houston, No. 8 BYU and No. 10 Texas Tech give the Conference a nation-leading three teams inside the top 10, while No. 13 Arizona, No. 16 Iowa State and No. 19 Kansas begin the year ranked.

- Four of the last six national championship games have featured a Big 12 school, including Houston's appearance in the game last season. The run is highlighted by back-to-back national championships by Baylor in 2021 and Kansas in 2022. Texas Tech reached the title game in 2019.

-The Big 12 led the nation with a 66.7 winning percentage in the 2025 NCAA Tournament. It was the 11th consecutive tournament to feature at least six Big 12 schools, with the league getting at least seven bids in eight of those seasons.

- The Big 12 has been the top-ranked Conference in NET/RPI (prior to 2019) in nine of the past 12 seasons.

- A total of 63 players from a total of 14 Big 12 programs were on opening day rosters for the 2025-26 National Basketball Association season.

### BIG 12 WEEKLY SCHEDULE

#### Monday, November 3

No. 13/13 Arizona vs. No. 3/3 Florida (TNT) (Las Vegas, Nev.) - 6 p.m. CT/5 p.m. MT  
 Western Carolina at Cincinnati (ESPN+) - 6 p.m. CT/7 p.m. ET  
 Hofstra at UCF (ESPN+) - 7 p.m. CT/8 p.m. ET  
 UTRGV at Baylor (ESPN+) - 7 p.m. CT  
 Lehigh at No. 2/2 Houston (CBSSN) - 7 p.m. CT  
 Fairleigh Dickinson at No. 16/16 Iowa State (ESPN+) - 7 p.m. CT  
 Green Bay at No. 19/19 Kansas (ESPN+) - 7 p.m. CT  
 New Orleans at TCU (ESPN+) - 7 p.m. CT  
 Montana State at Colorado (ESPN+) - 8 p.m. CT/7 p.m. MT  
 San Jose State at Utah (ESPN+) - 8 p.m. CT/7 p.m. MT  
 No. 8/8 BYU vs. Villanova (TNT) (Las Vegas, Nev.) - 8:30 p.m. CT/7:30 p.m. MT

#### Tuesday, November 4

Mount St. Mary's at West Virginia (ESPN+) - 6 p.m. CT/7 p.m. ET  
 Lindenwood at No. 10/11 Texas Tech (ESPN+) - 7 p.m. CT  
 Oral Roberts at Oklahoma State (ESPN+) - 7 p.m. CT  
 UNC Greensboro at Kansas State (ESPN+) - 7 p.m. CT  
 Southern Utah at Arizona State (ESPN+) - 8 p.m. CT/7 p.m. MT

### 2025-26 BIG 12 LEADERS Points

#### Rebounds

#### Assists

#### Blocks

#### Steals



NATIONAL RANKINGS

AP TOP 25  
PRESEASON

RK	SCHOOL	W-L	PTS	LW
1.	Purdue	0-0	1485	-
2.	Houston	0-0	1459	-
3.	Florida	0-0	1382	-
4.	UConn	0-0	1299	-
5.	St. John's	0-0	1203	-
6.	Duke	0-0	1123	-
7.	Michigan	0-0	1084	-
8.	BYU	0-0	1078	-
9.	Kentucky	0-0	1056	-
10.	Texas Tech	0-0	1015	-
11.	Louisville	0-0	966	-
12.	UCLA	0-0	741	-
13.	Arizona	0-0	715	-
14.	Arkansas	0-0	695	-
15.	Alabama	0-0	620	-
16.	Iowa State	0-0	616	-
17.	Illinois	0-0	567	-
18.	Tennessee	0-0	462	-
19.	Kansas	0-0	453	-
20.	Auburn	0-0	424	-
21.	Gonzaga	0-0	387	-
22.	Michigan State	0-0	188	-
23.	Creighton	0-0	158	-
24.	Wisconsin	0-0	136	-
25.	North Carolina	0-0	104	-

USA TODAY TOP 25  
PRESEASON

RK	SCHOOL	W-L	LW
1.	Purdue	0-0	-
2.	Houston	0-0	-
3.	Florida	0-0	-
4.	UConn	0-0	-
5.	Duke	0-0	-
6.	St. John's	0-0	-
7.	Michigan	0-0	-
8.	BYU	0-0	-
9.	Kentucky	0-0	-
10.	Louisville	0-0	-
11.	Texas Tech	0-0	-
12.	UCLA	0-0	-
13.	Arizona	0-0	-
14.	Illinois	0-0	-
15.	Arkansas	0-0	-
16.	Alabama	0-0	-
17.	Tennessee	0-0	-
18.	Iowa State	0-0	-
19.	Kansas	0-0	-
20.	Gonzaga	0-0	-
21.	Michigan State	0-0	-
22.	Auburn	0-0	-
23.	Creighton	0-0	-
24.	Wisconsin	0-0	-
25.	North Carolina	0-0	-

NET RANKINGS  
AVAILABLE IN WEEK 4

RK	SCHOOL	WLT	ASU RESULT
1			
2			
3			
4			
5			
6			
7			
8			
9			
10			

Big 12 Schools

Houston
Texas Tech
Iowa State
Arizona
Kansas
BYU
Baylor
Cincinnati
West Virginia
Arizona State
Utah
TCU
Kansas St.
UCF
Colorado
Oklahoma St.

ASU Non-Conference Opponents

Southern Utah
Utah Tech
Gonzaga
Georgia State
Hawaii
Texas
Oklahoma
NAU
Santa Clara
UCLA
Oregon State

SUN DEVILS IN THE POLLS

POLL	PRE	1	2	3	4	5	6	7	8	9	10	11	12	13	14	15	16	17	18	19	FINAL
AP	NR																				
USA Today	NR																				
NCAA NET	--	--	--	--	--	--	--	--	--	--	--	--	--	--	--	--	--	--	--	--	START

SUN DEVIL MENS BASKETBALL AP POLL HISTORY

First Poll Appearance	No. 10
	December 18, 1961
Highest Ranking All-Time	No. 3
	4 times, last on December 25, 2017
Total Times Ranked	113
Most Consecutive Polls Ranked	19 straight
	(Entire 2008-09 season)
Last Time Ranked	No. 25
	December 19, 2022
Polls Since	42