



SUN DEVIL MEN'S BASKETBALL



MBB CONTACT: Connor Smith | **EMAIL:** connor.t.smith@asu.edu | **PHONE:** 602-527-5128

	Nov. 4	SOUTHERN UTAH	
	7 pm	Tempe, Ariz.	W, 81-64
	Nov. 9	UTAH TECH	
	1 pm	Tempe, Ariz.	W, 81-66
	Nov. 14	GONZAGA	
	9 pm	Tempe, Ariz.	L, 65-77
	Nov. 17	GEORGIA STATE	
	7 pm	Tempe, Ariz.	W, 75-62
	Nov. 20	at Hawaii	
	10 pm	Honolulu, Hawaii	W, 83-76
	Nov. 24	vs Texas	
	9:30 pm	Maui, Hawaii	W, 87-86
	Nov. 25	vs Washington State	
	6 pm	Maui, Hawaii	W, 100-94
	Nov. 26	vs USC	
	12:30 pm	Maui, Hawaii	L, 75-88
	Dec. 6	vs Oklahoma	
	8 pm	Phoenix, Ariz.	W, 86-70
	Dec. 9	NORTHERN ARIZONA	
	7 pm	Tempe, Ariz.	
	Dec. 13	vs Santa Clara	
	5 pm	Las Vegas, Nevada	
	Dec. 17	at UCLA	
	8:30 pm	Los Angeles, Calif.	
	Dec. 21	OREGON STATE	
	1 pm	Tempe, Ariz.	
	Jan. 3	COLORADO	
	7 pm	Tempe, Ariz.	
	Jan. 7	at BYU	
	7 pm	Provo, Utah	
	Jan. 10	KANSAS STATE	
	1 pm	Tempe, Ariz.	
	Jan. 14	at Arizona	
	8:30 pm	Tucson, Ariz.	
	Jan. 18	at Houston	
	3 pm	Houston, Texas	
	Jan. 21	WEST VIRGINIA	
	7 pm	Tempe, Ariz.	
	Jan. 24	CINCINNATI	
	8 pm	Tempe, Ariz.	
	Jan. 27	at UCF	
	5 pm	Orlando, Fla.	
	Jan. 31	ARIZONA	
	12 pm	Tempe, Ariz.	
	Feb. 4	at Utah	
	6 pm	Salt Lake City, Utah	
	Feb. 7	at Colorado	
	7:30 pm	Boulder, Colo.	
	Feb. 10	OKLAHOMA STATE	
	7 pm	Tempe, Ariz.	
	Feb. 17	TEXAS TECH	
	9 pm	Tempe, Ariz.	
	Feb. 21	at Baylor	
	2 pm	Waco, Texas	
	Feb. 24	at TCU	
	7 pm	Fort Worth, Texas	
	Feb. 28	UTAH	
	1:30 pm	Tempe, Ariz.	
	Mar. 3	KANSAS	
	7 pm	Tempe, Ariz.	
	Mar. 7	at Iowa State	
	12 pm	Ames, Iowa	

GAME #10 • HOME GAME #5 • NON-CONFERENCE GAME #10
Tuesday, Dec. 9 | 7 p.m. AZT | Tempe, AZ | Desert Financial Arena



ARIZONA STATE SUN DEVILS
(7-2, 0-0 BIG 12)

VS



NAU LUMBERJACKS
(4-4, 0-0 BIG SKY)

Bobby Hurley

Head Coach

Shane Burcar

217-173 (.556) [13th season]

Record


79-115 (.407) [7th season]

175-153 (.534) [11th season]

at School

79-115 (.407) [7th season]

HOW TO FOLLOW



WATCH  **APP:** ESPN **WEB:** espn.com/watch (Alex Coil, Jody Jackson)

LISTEN  **WEB:** arizonasports.com/arizona-sports-987/ (Tim Healey, Kyle Dodd)

STATS  **WEB:** asu.statbroadcast.com

TALE OF THE TAPE

(2025-26 NCAA Rank as of 12/7; out of 361 teams)

	OFF	DEF	FG%	3FG%	FT%	3FGM	REB	AST	TO	STL	BLK
	81.4	75.9	46.2	39.0	72.1	8.9	32.6	12.7	10.4	7.3	3.8
	119	242	147	26	166	109	323	287	55	172	133
	77.1	74.8	46.9	36.3	61.9	7.1	36.8	13.5	11.1	8.4	3.6
	190	207	115	81	354	247	196	236	102	87	153

ASU MEN'S BASKETBALL HOSTS NAU IN RETURN TO DESERT FINANCIAL ARENA

The Sun Devils will play the Lumberjacks in their first game at home in 22 days

Arizona State Men's Basketball welcomes Northern Arizona to Desert Financial Arena on Tuesday at 7 p.m. MST. The Sun Devils (7-2) return to Desert Financial Arena for their fifth home game, facing the Lumberjacks (4-4) in a battle of in-state foes. Head Coach Bobby Hurley's team is looking to build off their win over Oklahoma at the Jerry Colangelo Classic. He is 2-0 all-time at the helm of the Sun Devils against NAU.

THE MATCHUP

Arizona State and Northern Arizona will meet for only the 140th time, with ASU holding a 80-59 edge. The last time they faced off came back in 2022, when the Sun Devils defeated the Lumberjacks 86-68, a team that would make the NCAA Tournament. NAU is the most common non-conference opponent historically for the Sun Devils.

HOW TO FOLLOW

The broadcast of Sun Devil Men's Basketball's game on Tuesday will air on ESPN+ when they take on Northern Arizona at Desert Financial Arena. The game is scheduled for an 7 p.m. MST tip-off with Alex Coil (play-by-play), Jody Jackson (analyst), and Sun Devil Hall of Famer Jeff Ayers (Pendergraph) (analyst) on the call. Make sure to listen to Tim Healey and Kyle Dodd on Arizona Sports 98.7 FM (KMVP). Live stats are available at asu.statbroadcast.com.

2025-26 SEASON LEADERS

POINTS	Moe Odum	170
	Pig Johnson	124
REBOUNDS	Santiago Trouet	55
	Massmba Diop	43
ASSISTS	Moe Odum	54
	Pig Johnson	14
STEALS	Moe Odum	14
	Pig Johnson	14
BLOCKS	Massmba Diop	14
	Allen Mukeba	9



COMFORTABLE WHEN IT IS CLOSE

Arizona State has 46 wins in games decided but six points or less since the start of the 2019-20 season, including a 2-0 record this season (wins over Texas and Washington State). The 46 wins by the Sun Devils in such circumstances are tied for the most in college basketball during that span. Head Coach Bobby Hurley's team is 46-27 (63%) overall in games decided by six points or less since 2019-20.

MO(E)MENTUM

Moe Odum is on an incredible offensive tear right now. He has at least 12 points in each of his last eight games. Over his past six games, he is averaging 22.5 points per game while registering three of his top-six highest career scoring performances. His 36 points against Texas were the most points by a Sun Devil in a win since Tra Holder had 40 vs #15 Xavier on Nov. 24, 2017.

MO(R)E ASSISTS, LESS GAMES

Odum is putting together one of the most productive passing careers in recent memory. Among active NCAA players at the Division I level, Odum's 572 assists are the THIRD most. He is the only active NCAA Division I player to have been credited with 550+ assists and have played in 107 games or less.

Active NCAA DI Players with 500+ career assists

1. Braden Smith, Purdue - 837 in 119 games
2. Themus Fuls, UCF - 642 in 120 games
3. **Moe Odum, ASU - 572 in 107 games**
4. Donovan Dent, UCLA - 544 in 112 games
5. Kerr Krisa, Cincinnati - 538 in 117 games

PROVEN PASSER

Odum ranks near the top nationally in several significant career passing statistics, an indication of what a successful career he has had. Here is a closer look at where he stands nationally in several important categories:

- 2.61 career assist/turnover ratio - 5th
- 572 career assists - 3rd
- 5.35 career assists/game - 8th

BENCH BOOST

Arizona State's bench had the advantage yet again in the win over Oklahoma. After a 43-36 edge on Saturday, the Sun Devils now hold a 249-188 (+61) advantage in bench points this season. The 43 bench points is a new season high. They have outscored their opponent in the category in seven of nine games (all seven wins). Johnson (16 points) led the way with his sixth double-digit scoring output this season, putting together an efficient 20 minutes. Noah

Meesuen added a season-high eight assists to go along with six points and six rebounds. Allen Mukeba finished with nine points and four rebounds in 14 minutes.

GETTING TO THE LINE

The Sun Devils attempted 34 free throws, the fifth consecutive game they have finished with 27+ attempts from the stripe. ASU had only five instances in which they attempted 27 or more free throws in 33 games last year and have already accomplished the feat five times through only nine games this year. Last season, the Sun Devils had only two games where they attempted 34 or more free throws (in 33 games). They have already accomplished this MORE TIMES this season (3) through nine games. Moe Odum has been the driving force behind the increased free throw frequency. Over his past five games, he is 36-for-39 (92.3%) at the line, after finishing 6-for-6 tonight.

ABOVE THE MARGINS

Arizona State has been one of the best teams in the nation at taking care of the basketball. Through nine games, they rank 23rd nationally and 2nd in the Big 12 in turnover margin (+5.1). ASU converted 13 Oklahoma turnovers into 14 points.

DIALED IN FROM DEEP

Arizona State's starting backcourt has been extremely effective from three-point range this season. Moe Odum and Bryce Ford are a combined 49-for-107 (45.8%) from deep through nine games. Ford leads the team shooting 47.2% (17-of-36) while Odum is at 44.8% (30-of-67). Both rank Top-5 in the Big 12 in three-point shooting.

THE HURLEY ERA

Bobby Hurley has won 175 games at ASU and is only the third coach in program history to reach the mark. He is the second-winningest coach in program history.

NBA-MLB CONNECTION

Arizona State is one of four schools at the NCAA Division I level to have its head men's basketball coach play in the NBA and a former MLB player as its baseball head coach.

Basketball Coach, School (Baseball Coach)

Bobby Hurley, Arizona St. (Willie Bloomquist)

Speedy Claxton, Hofstra (Frank Catalanotto)

Mark Madsen, California (Mike Neu)

Roger Powell Jr., Valparaiso (Brian Schmack)

SERIES HISTORY



Overall	80-59 (139 games)
Home	21-3 since 1958
Away	6-3 since 1958
Neutral Site	N/A
Streak	W2
Last 10	8-2
First Meeting	Dec. 20, 1963
Last Meeting	Nov. 10, 2022
ASU Avg. Points Scored	54.5
ASU Avg. Points Allowed	49.0

SUN DEVIL HISTORY

Season of Basketball	114th
First Season	1911
All-Time Record	1472-1326
All-Time Winning %	52.6%
NCAA Tournament Appearances	17
Sweet 16	1961, 1963, 1973, 1975, 1995
Elite 8	1961, 1963, 1975
Conference Championships	1958, 1959, 1961, 1962, 1963, 1964, 1973, 1975
2025-26 Avg. Attendance	7,329



ESPN+, the digital home of the Big 12, is available via the ESPN App, ESPN.com or espnplus.com for just \$10.99 per month (or 109.99 per year) and can be canceled at any time.

Subscribers can watch ESPN+ on the ESPN App via most major mobile and connected-TV platforms, including iPhone, iPad, AppleTV, Android devices, Roku and Chromecast.

ESPN+ is also available via ESPN.com on the web.



#Big12MBB

Twitter/X: @Big12Conference

Facebook: Facebook.com/Big12

Instagram: @Big12Conference

YouTube: youtube.com/big12conference

Website: big12sports.com



NUMERICAL ROSTER

#	FULL NAME	POS.	HT.	YR.	HOMETOWN	HIGH SCHOOL	PREVIOUS SCHOOL
1	Santiago Trouet	F	6-11	R-So.	Buenos Aires, Argentina	American (Fla.)	San Diego
2	Anthony "Pig" Johnson	G	6-3	Sr.	Midfield, Ala.	Midfield	Cumberlands/NE Miss. CC
3	Adante' Holiman	G	5-11	Sr.	McAlester, Okla.	McAlester	Ga. Southern/UTSA/UTRGV
4	Bryce Ford	G	6-4	Jr.	Scottsdale, Ariz.	Pinnacle	Toledo
5	Moe Odum	G	6-2	Sr.	The Bronx, NY	West Oaks Academy (Fla.)	Pacific/Pepperdine
7	Vijay Wallace	G	6-5	Jr.	Chicago, IL	Dyett	Illinois Valley CC / Triton Coll.
8	Marcus Adams Jr.	F	6-8	R-So.	Los Angeles, Calif.	Narbonne	BYU/Cal State Northridge
11	Kash Polk	F	6-10	Fr.	Argyle, TX	Argyle	
12	Trevor Best	G	6-3	So.	Wilson, NC	Word Of God Christian Academy (NC)	
14	Andrija Grbović	F	6-11	Jr.	Pljevlja, Montenegro		
15	Noah Meeusen	G	6-5	So.	Zandvliet, Belgium		
22	Quentin McCoy	G	6-1	So.	Chicago, Ill.	Lindblom	
23	Allen Mukeba	F	6-8	Gr.	Charleroi, Belgium	Napa Christian School	UMKC/Oakland
24	Dame Salane	C	7-1	Fr.	Biella, Italy	Stafford (TX)	
35	Massamba Diop	C	7-1	Fr.	Rufisque, Senegal		
70	Jovan Ićitović	F	6-9	Fr.	Belgrade, Serbia		

COACHING/SUPPORT STAFF

Head Coach: Bobby Hurley

Assistant Coach: Jerrance Howard

Director of Operations: Mickey Mitchell

Director of Recruiting & Player Personnel: Greg Howell

Assistant Coach: Nick Irvin

Assistant Coach: Ty Amundsen

Special Advisor to the Head Coach: Ty Larson

Director of Analytics & Strategy: Bobby Hurley Jr.

MEDIA ROSTER



Marcus Adams Jr.
F • 6-8 • R-So.



Trevor Best
G • 6-3 • So.



Massamba Diop
C • 7-1 • Fr.



Bryce Ford
G • 6-4 • Jr.



Andrija Grbović
F • 6-11 • Jr.



Adante' Holiman
G • 5-11 • Sr.



Jovan Ićitović
F • 6-9 • Fr.



Anthony "Pig" Johnson
G • 6-3 • Sr.



Quentin McCoy
G • 6-1 • So.



Noah Meeusen
G • 6-5 • So.



Allen Mukeba
F • 6-8 • Gr.



Moe Odum
G • 6-2 • Sr.



Kash Polk
F • 6-10 • Fr.



Dame Salane
C • 7-1 • Fr.



Santiago Trouet
F • 6-11 • R-So.



Vijay Wallace
G • 6-5 • Jr.



Bobby Hurley
Head Coach



Graham Rossini
Athletic Director



CONSTANT COMPETITION

- Bobby Hurley has once again assembled one of the nation's toughest schedules.
- The Sun Devils have eight games on their schedule against teams in the current AP Top-25, including five of the Top-10.
- ASU has already defeated a 2025 NCAA Tournament teams in Texas and Oklahoma. A road matchup with No. 25 UCLA also looms later in the season.

ROAD WARRIORS

- Does any team in the nation have a tougher road schedule on paper in the preseason than Arizona State? It would be tough to argue.
- They have five road games scheduled against teams ranked in the Top-25 of the current AP Poll.
- That includes Big 12 Conference trips to No. 1 Arizona, No. 4 Iowa State, No. 7 Houston, and No. 9 BYU. A trip later in the month to No. 25 UCLA also awaits.

MILESTONE WATCH

Moe Odum

- Played in 107 career games, the most of any Sun Devil
- 28 assists shy of 600 career assists (currently at 572)
- 21 rebounds shy of 300 career rebounds (currently at 279)

Allen Mukeba

- 4 games away from having played in 100 games in his career (currently at 96)
- 21 points shy of 1,000 career points (currently at 979)
- 32 rebounds shy of 600 career rebounds (currently at 568)
- 9 assists shy of 150 career assists (currently at 141)

Santiago Trouet

- 16 points shy of 400 career points (currently at 384)

Marcus Adams Jr.

- 25 rebounds shy of 200 career rebounds (currently at 175)
- 57 points shy of 600 career points (currently at 543)

Bryce Ford

- 10 points shy of 400 career points (currently at 390)

TROPHY CASE

Moe Odum

- Big 12 Newcomer of the Week (12/1)
- Big 12 Starting Five of the Week (12/1)
- Maui Invitational All-Tournament Team (11/26)

STATS BY PERIOD

POINTS	1ST	2ND	OT	TOT	TURNOVERS	1ST	2ND	OT	TOT
Sun Devils	350	383	0	733	Sun Devils	42	52	0	94
Opponents	325	358	0	683	Opponents	67	69	0	136
REBOUNDS	1ST	2ND	OT	TOT	SHOOTING %	1ST	2ND	OT	TOT
Sun Devils	142	151	0	293	Sun Devils	46.0%	47.2%	0.0%	46.2%
Opponents	165	153	0	318	Opponents	43.8%	46.1%	0.0%	44.7%
ASSISTS	1ST	2ND	OT	TOT	3 PT %	1ST	2ND	OT	TOT
Sun Devils	56	58	0	114	Sun Devils	36.2%	41.9%	0.0%	39.0%
Opponents	57	54	0	111	Opponents	33.9%	28.7%	0.0%	32.0%

THE LAST TIME

TEAMS	ARIZONA STATE	OPPONENTS
Scored 90+ points	100 Washington St. (11/25/25 - Maui)	94 Washington State (11/25/25 - Maui)
Scored 100+ points	100 Washington St. (11/25/25 - Maui)	113 at #24 Arizona (3/4/25)
Had 50+ rebounds	56 at California (02/11/23)	52 vs Arizona (02/01/25)
Had 55+ rebounds	56 at California (02/11/23)	58 vs USC (02/03/22)
Had 20+ assists	21 Nevada (3/15/22 - NCAA Toun.)	21 at #24 Arizona (3/4/25)
Had 25+ assists	27 vs. Central Arkansas (12/22/16)	25 at Utah (3/1/25)
Shot >55%	58.9% Wash. St. (11/25/25 - Maui)	59.6% USC (11/26/25 - Maui)
Shot >60%	63.6% Nevada (3/15/22 - NCAA Toun.)	63.3% at Utah (02/26/15)
Shot >50% from 3	54.2% Oklahoma (12/6/25 - Phoenix)	50.0% vs #25 BYU (2/26/25)
Had 15+ steals	16 vs Rider (11/17/19)	
Had 10+ blocks	10 vs San Diego (12/3/24)	12 vs USC (01/09/21)



FOLLOW THE QR CODE FOR
FULL GAME PREVIEW ON
SUNDEVILS.COM



SUN DEVIL LEADERS

GM	Opponent	Points	Rebounds	Assists	Blocks	Steals	Minutes
1	vs Southern Utah	Johnson, 17	Mukeba, 6	Odum, 8	Mukeba, 4	Odum, 3	Odum, 31
2	vs Utah Tech	Diop, 18	Trouet, 10	Odum, 6		Odum, 3	Odum, 34
3	vs Gonzaga	Odum, 12	Trouet, 11	Odum, 7	3 tied at 2	Diop, 2	Odum, 37
4	vs Georgia State	Odum, 24	Diop, 11	Odum, 9	Diop, 2	Odum, 5	Odum, 31
5	at Hawaii	Ford, 20	Trouet, 6	Odum, 6	Diop, 1	Meeusen, 3	Odum, 34
6	TEXAS	Odum, 36	Trouet, 6	Odum, 3	3 tied at 1	Johnson, 2	Odum, 35
7	Washington State	Odum, 26	Diop, 5	Odum, 5	Diop, 2	Johnson, 2	Odum, 30
8	MAUI 3RD RND	Odum, 17	Trouet, 5	Odum, 4	2 tied at 1	2 tied at 2	Odum, 35
9	OKLAHOMA	Odum, 17	Trouet, 7	Meeusen, 8	Diop, 3	Ford, 5	Odum, 31
10	vs NAU						
11	SANTA CLARA						
12	at UCLA						
13	vs Oregon State						
14	vs Colorado						
15	at BYU						
16	vs Kansas State						
17	at Arizona						
18	at Houston						
19	vs West Virginia						
20	vs Cincinnati						
21	at UCF						
22	vs Arizona						
23	at Utah						
24	at Colorado						
25	vs Oklahoma St						
26	vs Texas Tech						
27	at Baylor						
28	at TCU						
29	vs Utah						
30	vs Kansas						
31	at Iowa State						
32	Big 12 Tourney						

HOME/AWAY	POINTS			REBOUNDS			ASSISTS		
	HOME	AWAY	TOTAL	HOME	AWAY	TOTAL	HOME	AWAY	TOTAL
Sun Devils	302	431	733	148	145	293	62	52	114
Opponent	269	414	683	155	163	318	49	62	111

SUN DEVIL STATS BY MONTH

Month	Games	Record	Points	Avg	Reb.	Avg	Sh%	Assists	Avg	3pt%
November	8	6-2	647	80.9	253	31.6	46.0%	97	12.1	37.0%
December	5	1-0	86	86.0	40	40.0	47.2%	17	17.0	54.2%
January	9	0-0	0	0.0	0	0.0	0.0%	0	0.0	0.0%
February	7	0-0	0	0.0	0	0.0	0.0%	0	0.0	0.0%
March	3	0-0	0	0.0	0	0.0	0.0%	0	0.0	0.0%
TOTAL	32	7-2	733	81.4	293	32.6	46.2%	114	12.7	39.0%

GAME LEADERS

GAMES WITH MOST POINTS*

Moe Odum	6
Massamba Diop	1
Pig Johnson	1
Bryce Ford	1

GAMES WITH MOST REBOUNDS*

Santiago Trouet	6
Massamba Diop	2
Allen Mukeba	1

GAMES WITH MOST ASSISTS*

Moe Odum	8
Noah Meeusen	1

GAMES WITH MOST BLOCKS*

Massamba Diop	6
Santiago Trouet	3
Allen Mukeba	2
Pig Johnson	1
Andrija Grbovic	1

GAMES WITH MOST STEALS*

Moe Odum	3
Pig Johnson	3
Noah Meeusen	1
Massamba Diop	1
Allen Mukeba	1
Bryce Ford	1

GAMES WITH MOST MINUTES*

Moe Odum	9
----------	---

20+ POINT GAMES

Maurice Odum	3
Bryce Ford	1

10+ POINT GAMES

Moe Odum	8
Pig Johnson	8
Massamba Diop	7
Bryce Ford	4
Santiago Trouet	3
Allen Mukeba	2
Marcus Adams Jr.	1
Andrija Grbovic	1

DOUBLE-DOUBLES

Santiago Trouet	2
Massamba Diop	1

* - Includes ties



Arizona St. - Individual Game Highs

POINTS	36		Maurice Odum vs Texas (N) (11/24/2025)
	26		Maurice Odum vs Washington St. (N) (11/25/2025)
	24		Maurice Odum vs Georgia St. (11/17/2025)
	20		Bryce Ford at Hawaii (11/20/2025)
	18		Bryce Ford vs Washington St. (N) (11/25/2025)
	18		Massamba Diop vs Utah Tech (11/09/2025)
FIELD GOALS MADE	10		Maurice Odum vs Georgia St. (11/17/2025)
	7		Bryce Ford vs Washington St. (N) (11/25/2025)
	7		Maurice Odum vs Texas (N) (11/24/2025)
	7		Bryce Ford at Hawaii (11/20/2025)
	7		Massamba Diop vs Utah Tech (11/09/2025)
FIELD GOAL ATTEMPTS	21		Maurice Odum vs Texas (N) (11/24/2025)
	19		Maurice Odum vs Georgia St. (11/17/2025)
FIELD GOAL PERCENTAGE (min 5 made)	.833	(5-6)	Massamba Diop vs Southern California (N) (11/26/2025)
	.833	(5-6)	Anthony Johnson vs Texas (N) (11/24/2025)
	.833	(5-6)	Anthony Johnson vs Georgia St. (11/17/2025)
3 PT FG MADE	6		Maurice Odum vs Texas (N) (11/24/2025)
	5		Maurice Odum vs Washington St. (N) (11/25/2025)
3 PT FG ATTEMPTS	12		Maurice Odum vs Texas (N) (11/24/2025)
	11		Maurice Odum vs Gonzaga (11/14/2025)
3 PT FG PERCENTAGE (min 2 made)	1.000	(2-2)	Anthony Johnson vs Oklahoma (N) (12/06/2025)
	1.000	(2-2)	Massamba Diop vs Utah Tech (11/09/2025)
FREE THROWS MADE	16		Maurice Odum vs Texas (N) (11/24/2025)
	9		Anthony Johnson vs Southern California (N) (11/26/2025)
	9		Maurice Odum vs Washington St. (N) (11/25/2025)
FREE THROW ATTEMPTS	18		Maurice Odum vs Texas (N) (11/24/2025)
	11		Anthony Johnson vs Washington St. (N) (11/25/2025)
FREE THROW PERCENTAGE (min 3 made)	1.000	(9-9)	Maurice Odum vs Washington St. (N) (11/25/2025)
	1.000	(6-6)	Maurice Odum vs Oklahoma (N) (12/06/2025)
	1.000	(4-4)	Santiago Trouet at Hawaii (11/20/2025)
	1.000	(3-3)	Massamba Diop vs Southern California (N) (11/26/2025)
	1.000	(3-3)	Allen Mukeba vs Washington St. (N) (11/25/2025)
REBOUNDS	11		Massamba Diop vs Georgia St. (11/17/2025)
	11		Santiago Trouet vs Gonzaga (11/14/2025)
ASSISTS	9		Maurice Odum vs Georgia St. (11/17/2025)
	8		Noah Meeusen vs Oklahoma (N) (12/06/2025)
	8		Maurice Odum vs Southern Utah (11/04/2025)
STEALS	5		Bryce Ford vs Oklahoma (N) (12/06/2025)
	5		Maurice Odum vs Georgia St. (11/17/2025)
BLOCKED SHOTS	4		Allen Mukeba vs Southern Utah (11/04/2025)
	3		Massamba Diop vs Oklahoma (N) (12/06/2025)
	3		Massamba Diop vs Southern Utah (11/04/2025)
TURNOVERS	5		Maurice Odum vs Washington St. (N) (11/25/2025)
	5		Maurice Odum vs Gonzaga (11/14/2025)
FOULS	5		Allen Mukeba vs Gonzaga (11/14/2025)
	4		Maurice Odum vs Washington St. (N) (11/25/2025)
	4		Anthony Johnson vs Washington St. (N) (11/25/2025)
	4		Noah Meeusen vs Washington St. (N) (11/25/2025)
	4		Santiago Trouet vs Texas (N) (11/24/2025)
	4		Massamba Diop vs Texas (N) (11/24/2025)
	4		Allen Mukeba at Hawaii (11/20/2025)
	4		Massamba Diop at Hawaii (11/20/2025)
	4		Anthony Johnson vs Georgia St. (11/17/2025)
	4		Andrija Grbovic vs Gonzaga (11/14/2025)



Arizona St. - Game Highs

POINTS	100 87 86 83 81 81	vs Washington St. (N) (11/25/2025) vs Texas (N) (11/24/2025) vs Oklahoma (N) (12/06/2025) at Hawaii (11/20/2025) Utah Tech (11/09/2025) Southern Utah (11/04/2025)
FIELD GOALS MADE	33 30	vs Washington St. (N) (11/25/2025) Utah Tech (11/09/2025)
FIELD GOAL ATTEMPTS	66 62 62	Utah Tech (11/09/2025) at Hawaii (11/20/2025) Georgia St. (11/17/2025)
FIELD GOAL PERCENTAGE	.589 (33-56) .492 (29-59)	vs Washington St. (N) (11/25/2025) Southern Utah (11/04/2025)
3 PT FG MADE	13 11	vs Oklahoma (N) (12/06/2025) vs Washington St. (N) (11/25/2025)
3 PT FG ATTEMPTS	30 25	Gonzaga (11/14/2025) vs Southern California (N) (11/26/2025)
3 PT FG PERCENTAGE	.542 (13-24) .500 (9-18)	vs Oklahoma (N) (12/06/2025) vs Texas (N) (11/24/2025)
FREE THROWS MADE	28 24	vs Texas (N) (11/24/2025) at Hawaii (11/20/2025)
FREE THROW ATTEMPTS	37 36	at Hawaii (11/20/2025) vs Texas (N) (11/24/2025)
FREE THROW PERCENTAGE	.852 (23-27) .793 (23-29)	vs Southern California (N) (11/26/2025) vs Washington St. (N) (11/25/2025)
REBOUNDS	41 40	Utah Tech (11/09/2025) vs Oklahoma (N) (12/06/2025)
ASSISTS	19 17 17	Utah Tech (11/09/2025) vs Oklahoma (N) (12/06/2025) Southern Utah (11/04/2025)
STEALS	11 9 9 9	at Hawaii (11/20/2025) vs Oklahoma (N) (12/06/2025) Georgia St. (11/17/2025) Southern Utah (11/04/2025)
BLOCKED SHOTS	8 7	Southern Utah (11/04/2025) vs Oklahoma (N) (12/06/2025)
TURNOVERS	14 12	Southern Utah (11/04/2025) vs Oklahoma (N) (12/06/2025)
FOULS	23 22	Gonzaga (11/14/2025) vs Washington St. (N) (11/25/2025)

Opponent - Game Lows

POINTS	62 64 66 70 76	Georgia St. (11/17/2025) Southern Utah (11/04/2025) Utah Tech (11/09/2025) vs Oklahoma (N) (12/06/2025) at Hawaii (11/20/2025)
FIELD GOALS MADE	20 22 22 22	Georgia St. (11/17/2025) vs Oklahoma (N) (12/06/2025) Gonzaga (11/14/2025) Utah Tech (11/09/2025)
FIELD GOAL ATTEMPTS	51 54	Gonzaga (11/14/2025) at Hawaii (11/20/2025)
FIELD GOAL PERCENTAGE	.349 (22-63) .364 (20-55)	vs Oklahoma (N) (12/06/2025) Georgia St. (11/17/2025)
3 PT FG MADE	4 6 6 6	Southern Utah (11/04/2025) vs Texas (N) (11/24/2025) at Hawaii (11/20/2025) Gonzaga (11/14/2025)
3 PT FG ATTEMPTS	19 21	vs Texas (N) (11/24/2025) Gonzaga (11/14/2025)
3 PT FG PERCENTAGE	.160 (4-25) .261 (6-23)	Southern Utah (11/04/2025) at Hawaii (11/20/2025)
FREE THROWS MADE	8 11	Southern Utah (11/04/2025) vs Southern California (N) (11/26/2025)
FREE THROW ATTEMPTS	8 16	Southern Utah (11/04/2025) Georgia St. (11/17/2025)
FREE THROW PERCENTAGE	.591 (13-22) .611 (11-18)	Utah Tech (11/09/2025) vs Southern California (N) (11/26/2025)
REBOUNDS	26 32	vs Washington St. (N) (11/25/2025) vs Southern California (N) (11/26/2025)
ASSISTS	9 10 10	Georgia St. (11/17/2025) vs Texas (N) (11/24/2025) at Hawaii (11/20/2025)
STEALS	2 4 4 4 4	Gonzaga (11/14/2025) vs Southern California (N) (11/26/2025) vs Texas (N) (11/24/2025) at Hawaii (11/20/2025) Utah Tech (11/09/2025)
BLOCKED SHOTS	1 2	Georgia St. (11/17/2025) vs Oklahoma (N) (12/06/2025)
TURNOVERS	11 12	vs Washington St. (N) (11/25/2025) vs Southern California (N) (11/26/2025)
FOULS	14 18 18	Utah Tech (11/09/2025) Georgia St. (11/17/2025) Southern Utah (11/04/2025)



SUN DEVIL SNAPSHOT

BY SCHEDULE

November	6-2
December	1-0
January	0-0
February	0-0
March	0-0
Monday	2-0
Tuesday	2-0
Wednesday	0-1
Thursday	1-0
Friday	0-1
Saturday	1-0
Sunday	1-0

BY GAME

Day games	2-1
Night games (5 PM+ local)	5-1
Eastern Time Zone	0-0
Central Time Zone	0-0
Mountain Time Zone	0-0
Pacific Time Zone	0-0
Arizona Time Zone	4-1
Hawaiian Time Zone	3-1
Home	3-1
Road	1-0
Neutral	3-1
vs. Ranked Opponent	0-1
vs. Top-10 Opponent	0-0

BY UNIFORM

White	4-1
Maroon	0-0
Black	1-0
Gold	2-1

BY OPPONENT CONFERENCE

vs. Big Ten	0-1
vs. Big West	1-0
vs. SEC	2-0
vs. Sun Belt	1-0
vs. WAC	2-0
vs. WCC	1-1

BY GAME EVENT

Leading at Halftime	4-0
Tied at Halftime	0-1
Trailing at Halftime	3-1
Leading at 5:00 in 2nd Half'	7-0
Tied at 5:00 in 2nd Half'	0-0
Trailing at 5:00 in 2nd Half'	0-2
Overtime	0-0

BY SCORING TOTAL

Scoring 50+ points	7-2
Scoring 60+ points	7-2
Scoring 70+ points	7-1
Scoring 80+ points	6-0
Scoring 90+ points	1-0
Allowing 50 or less	0-0
Allowing 60 or less	0-0
Allowing 70 or less	4-0
Allowing 80 or less	5-1
Allowing 90 or less	6-2
One-possession games	1-0
Games separated by 10 or less	3-0

WHEN ASU

Outrebounds opponent	4-0
More assists than opponent	5-0
Shoots better than opponent	5-0
Less turnovers than opponent	7-2
Fewer fouls than opponent	5-1
Making more threes than opponent	4-1
Has 40+ rebounds	2-0
Has 15+ assists	3-0
Shoots 50% or better	1-0
Makes 8+ 3PT FG	5-2

CAREER STATISTICAL BREAKDOWN

POINTS	'21	'22	'23	'24	'25	#
Odum		173	279	459	170	1,081
Mukeba		206	235	481	57	979
Holiman		179	149	423		751
Adams Jr.			2	514	27	543
Ford			70	233	87	390
Trouet			30	288	66	384
Johnson					124	124
Diop					106	106
Grbovic					55	55
Best				40	13	53

REBOUNDS	'21	'22	'23	'24	'25	#
Mukeba	166	125	249	28	568	
Trouet		45	225	55	325	
Odum	52	84	112	31	279	
Adams Jr.		2	157	16	175	
Ford		27	94	22	143	
Holiman	28	34	54		116	
Diop				43	43	
Grbovic				26	26	
Johnson				23	23	
Best			10	7	17	

ASSISTS	'21	'22	'23	'24	'25	#
Odum	108	146	264	54	572	
Holiman	73	40	57		170	
Mukeba	36	23	75	7	141	
Ford		16	27	7	50	
Adams Jr.			1	47	48	
Trouet			5	23	7	35
Johnson					14	14
Diop					9	9
Best				6	2	8
Grbovic					1	1



STARTING LINEUPS

DATE	NOV 4	NOV 9	NOV 14	NOV 17	NOV 20	NOV 24	NOV 25	NOV 26	DEC 6	DEC 9	DEC 13
OPP											
RESULT	W, 81-64	W, 81-66	L, 65-77	W, 75-62	W, 83-76	W, 87-86	W, 100-94	L, 75-88	W, 86-70		
# (REC)	1 (1-0)	1 (2-0)	1 (2-1)	1 (3-1)	1 (4-1)	1 (5-1)	1 (6-1)	1 (6-2)	1 (7-2)		
G	Odum	Odum	Odum	Odum	Odum	Odum	Odum	Odum	Odum		
G	Ford	Ford	Ford	Ford	Ford	Ford	Ford	Ford	Ford		
F	Grbovic	Grbovic	Grbovic	Grbovic	Grbovic	Grbovic	Grbovic	Grbovic	Grbovic		
F	Trouet	Trouet	Trouet	Trouet	Trouet	Trouet	Trouet	Trouet	Trouet		
C	Diop	Diop	Diop	Diop	Diop	Diop	Diop	Diop	Diop		

DEC 17	DEC 21	JAN 3	JAN 7	JAN 10	JAN 14	JAN 18	JAN 21	JAN 24	JAN 27	JAN 31

FEB 4	FEB 7	FEB 10	FEB 17	FEB 21	FEB 24	FEB 28	MARCH 3	MARCH 7	MARCH 10

STARTING LINEUP NOTES		STARTING LINEUP PRODUCTION (% OF TOTAL)	
Number of starting lineups used	1	Points by starters	484 (66.0%)
Number of players with at least one start	5	Rebounds by starters	177 (60.4%)
Number of players to start every game	5	Assists by starters	78 (68.4%)
Total minutes played by starters	1,189	Blocks by starters	23 (67.7%)
Percent of total minutes played by starters	66.1%	Steals by starters	39 (59.1%)
Average minutes per game by starter	26.4	+/- by starters	+183



GAMES PLAYED

PLAYER	2025	CAREER	AT ASU
Moe Odum	9	107	9
Allen Mukeba	9	96	9
Adante' Holiman	0	69	0
Bryce Ford	9	69	9
Santiago Trouet	9	53	9
Marcus Adams Jr.	9	42	9
Trevor Best	6	17	17
Pig Johnson	9	9	9
Massamba Diop	9	9	9
Andrija Grbovic	9	9	9
Quentin McCoy	3	9	9
Noah Meeusen	6	6	6
Kash Polk	4	4	4
Dame Salane	0	0	0
Jovan Icitovic	0	0	0
Vijay Wallace	0	0	0
TEAM	91	499	108

GAMES AS A STARTER

PLAYER	2025	CAREER	AT ASU
Moe Odum	9	90	9
Allen Mukeba	0	57	0
Adante' Holiman	0	46	0
Santiago Trouet	9	34	9
Bryce Ford	9	30	9
Marcus Adams Jr.	0	20	0
Massamba Diop	9	9	9
Andrija Grbovic	9	9	9
Pig Johnson	0	0	0
Trevor Best	0	0	0
Quentin McCoy	0	0	0
Dame Salane	0	0	0
Kash Polk	0	0	0
Noah Meeusen	0	0	0
Jovan Icitovic	0	0	0
Vijay Wallace	0	0	0
TEAM	45	295	45

GAMES OFF THE BENCH

PLAYER	2025	CAREER	AT ASU
Bryce Ford	0	39	0
Allen Mukeba	9	38	9
Adante' Holiman	0	23	0
Marcus Adams Jr.	9	21	9
Santiago Trouet	0	19	0
Trevor Best	6	17	17
Moe Odum	0	17	0
Pig Johnson	9	9	9
Quentin McCoy	3	9	9
Noah Meeusen	6	6	6
Kash Polk	4	4	4
Dame Salane	0	0	0
Massamba Diop	0	0	0
Andrija Grbovic	0	0	0
Jovan Icitovic	0	0	0
Vijay Wallace	0	0	0
TEAM	46	202	63

HEAD COACH BOBBY HURLEY



One of the most recognizable names in college basketball history became the 14th men's head coach of the Sun Devil Men's Basketball program, as Arizona State named 1992 NCAA Final Four Most Outstanding Player Bobby Hurley as the head coach on April 9, 2015. What has followed is aggressive scheduling, lots of fast-paced hoops, playing hard, several big-time wins both home and away and back-to-back NCAA Tournaments for Arizona State for the first time since Byron Scott, Fat Lever and Alton Lister were starring in Tempe (1980-81 to be exact). In his 11 seasons as head coach, Sun Devil Men's Basketball has matched its highest ranking in school history (third in the Associated Press Poll in December of 2017), notched its best two average attendances in history (10,603 in 2017-18 is the ASU record), reached the NCAA Tournament three times, notched its best two non-conference wins in school history (vs. No. 1 Kansas on Dec. 22, 2018 and at No. 2 Kansas on Dec. 10, 2017) and defeated two eventual 2018 No. 1 seeds in a span of a few weeks (Kansas and Xavier).

Following a three-year drought without a First or Second Team Pac-12 All-Conference selection, ASU had at least one in six straight seasons under Hurley (2018-23) and Frankie Collins received Honorable Mention distinction in 2024. Hurley has coached two Pac-12 Sixth Man of the Year winners in addition to the 2019 Pac-12 Freshman of the Year (Lu Dort).

Three Sun Devils have been selected to the Pac-12 All-Tournament team and three received All-Defensive Team distinction during Hurley's tenure. During the 2024-25, he reached a couple significant career milestones. Hurley moved into second place in program history with his 160th win as the ASU head coach over Cal Poly. His 168 career wins heading into the 2025-26 season trail only legendary Sun Devil head coach Ned Wulk. He also captured his 200th career win when the Sun Devils defeated Grand Canyon at the Jerry Colangelo Classic. Arizona State captured their fourth non-conference tournament championship in the Bobby Hurley era when they won the 2024 Acrisure Classic Championship. ASU defeated New Mexico and Saint Mary's in back-to-back days to win the title in Palm Springs. ASU also won the 2022 Legends Classic, 2018 MGM Resorts Title, and the 2017 Continental Tire Invitational under Hurley.

Institution	Seasons	Record
Buffalo	2 (2013-15)	42-20 (.677)
Arizona State	11 (2015-pres.)	175-153 (.534)
Career	13	217-173 (.556)



BIG 12 STANDINGS (AS OF 12/7)

		BIG 12 GAMES				OVERALL									
REGULAR SEASON		W	L	%	STRK	W	L	%	vs Top 25	PTS	OPP PTS	DIFF	H	A	N
#	Iowa State	0	0	0.0	W9	9	0	100.0	2-0	851	581	+270	4-0	1-0	4-0
	Oklahoma State	0	0	0.0	W8	9	0	100.0	0-0	822	688	+134	7-0	0-0	2-0
#	Arizona	0	0	0.0	W8	8	0	100.0	4-0	708	537	+171	5-0	1-0	2-0
	UCF	0	0	0.0	W7	8	1	88.9	0-0	792	676	+116	6-1	1-0	1-0
	Colorado	0	0	0.0	L1	8	1	88.9	0-0	796	706	+90	6-0	0-1	2-0
#	Houston	0	0	0.0	W2	8	1	88.9	1-1	681	540	+141	4-0	0-0	4-1
#	BYU	0	0	0.0	W4	7	1	87.5	1-1	682	544	+138	2-0	0-0	5-1
	Arizona State	0	0	0.0	W1	7	2	77.8	0-1	733	683	+50	3-1	1-0	3-1
#	Texas Tech	0	0	0.0	W3	7	2	77.8	0-2	733	630	+103	5-0	0-1	2-1
	Baylor	0	0	0.0	L1	6	2	75.0	0-1	702	648	+54	4-0	0-1	2-1
#	Kansas	0	0	0.0	W1	7	3	70.0	1-2	746	637	+109	3-1	0-1	4-1
	Utah	0	0	0.0	W1	7	3	70.0	0-0	814	787	+27	6-1	0-1	1-1
	West Virginia	0	0	0.0	L1	7	3	70.0	0-0	726	584	+142	7-0	0-0	0-3
	Cincinnati	0	0	0.0	L1	6	3	66.7	0-1	678	586	+92	6-1	0-1	0-1
	TCU	0	0	0.0	W1	6	3	66.7	1-1	708	603	+105	3-3	1-0	2-0
	Kansas State	0	0	0.0	L4	5	3	62.5	0-1	759	723	+36	4-2	0-0	1-2

Big 12 Non-Conference Records

America East.....	1-0
American Athletic.....	3-1
Atlantic Coast.....	11-7
Atlantic Sun.....	1-0
Atlantic 10.....	2-0
Big East.....	6-6
Big Sky.....	5-0
Big South.....	0-0
Big Ten.....	7-6
Big West.....	2-0
CAA.....	4-0
Conference USA.....	4-0
Horizon League.....	6-0
Non-Division I.....	1-0
Ivy League.....	1-0
Metro Atlantic.....	4-0
Mid-American.....	0-2
Mid-Eastern Athletic.....	2-0
Missouri Valley.....	0-0
Mountain West.....	4-2
Northeast.....	3-0
Ohio Valley.....	1-0
Patriot League.....	5-0
Southeastern.....	14-2
Southern.....	3-0
Southland.....	6-1
SWAC.....	5-0
Summit League.....	2-0
Sun Belt.....	2-0
West Coast.....	2-1
Western Athletic.....	8-0
TOTAL.....	116-29

CONFERENCE NEWS & NOTES

- The Big 12 has the most top five (two), top 10 (four), top 20 (six) and is tied for the most ranked teams (six) in the latest AP Top 25 poll. No. 1 Arizona, No. 4 Iowa State, No. 7 Houston, No. 10 BYU, No. 16 Texas Tech and No. 19 Kansas comprise the Conference's ranked teams.

- Three of the remaining eight unbeaten teams in Division I are from the Big 12, with Arizona, Iowa State and Oklahoma State all perfect on the season. The Big 12 is the only league with three unbeaten teams. The Big 12's 10 non-conference wins against AP Top 25 teams are tied for the most among conferences. Arizona's

- In the Dec. 8 NET rankings, the Big 12 co-leads the nation with three teams in the top 10 and leads the nation with six teams in the top 25. 3. Iowa State, 6. Arizona and 8. BYU comprise representation in the top 10 while 18. Kansas, 19. Houston and 20. Texas Tech are in the top 25. Six more teams are in the top 80 of the metric.

- The Conference boasts six of the top 25 teams in the EvanMiya, KenPom and Torvik ranking metrics, with four of the top 10 teams in both KenPom and EvanMiya. Eight of the top 25 in Wins Above Bubble are from the Big 12.

BIG 12 WEEKLY SCHEDULE

Tuesday, December 9

No. 10/10 BYU vs. Clemson [New York] (ESPN) 5:30 p.m. CT/4:30 p.m. MT
Little Rock at West Virginia (ESPN+) 6 p.m. CT/7 p.m. ET
Northern Arizona at Arizona State (ESPN+) 8 p.m. CT/7 p.m. MT

Wednesday, December 10

Norfolk St. at Baylor (ESPN+) 11 a.m. CT
Jackson State at No. 7/8 Houston (ESPN+) 7 p.m. CT

Thursday, December 11

No. RV/23 Iowa at No. 4/4 Iowa St. (FS1) 7 p.m. CT

Saturday, December 13

No. 16/16 Texas Tech vs. No. 17/17 Arkansas [Dallas] (ESPN2) 11 a.m. CT
Oklahoma State vs. Oklahoma [Oklahoma City] (FOX) 12 p.m. CT
Cincinnati vs. Georgia [Atlanta] (ESPN+) 1 p.m. CT/2 p.m. ET
Kansas St. at Creighton (FOX) 2 p.m. CT
New Orleans at No. 7/8 Houston (ESPN+) 2 p.m. CT
UTSA at Colorado (ESPN+) 3 p.m. CT/2 p.m. MT
No. 19/19 Kansas at NC State (ESPN) 4:30 p.m. CT
Arizona State vs. Santa Clara [Henderson, Nev.] (TNT, truTV) 6 p.m. CT/5 p.m. MT
West Virginia vs. Ohio St. [Cleveland] (ESPN+) 7 p.m. CT/8 p.m. ET
UC Riverside at No. 10/10 BYU (ESPN+) 8 p.m. CT/7 p.m. MT
No. 1/2 Arizona vs. No. 12/12 Alabama [Birmingham, Ala.] (ESPN) 8:30 p.m. CT/7:30 p.m. MT
Utah vs. Mississippi St. [Salt Lake City/Delta Center] (ESPNU) 9 p.m. CT/8 p.m. MT

2025-26 BIG 12 LEADERS

Points

Terrence Brown, Utah - 216
PJ Haggerty, Kansas State - 212
Cameron Carr, Baylor - 174
Don McHenry, Utah - 174
Christian Anderson, Texas Tech - 172

Rebounds

Keanu Dawes, Utah - 98
JT Toppin, TTU - 92
Flory Bidunga, Kansas - 90
Tobe Awaka, Arizona - 80
Baba Miller, Cincinnati - 78

Assists

Themus Fulks, UCF - 67
Christian Anderson, Texas Tech - 63
Brock Harding, TCU - 55
Moe Odum, ASU - 54
Melvin Council Jr., Kansas - 53

Blocks

Flory Bidunga, Kansas - 25
Joseph Tugler, Houston - 21
Moustapha Thiam, Cincinnati - 20
David Punch, TCU - 19
Brenen Lorient, West Virginia - 17

Steals

Jasper Floyd, WVU - 25
Brock Harding, TCU - 24
Killyan Toure, Iowa St. - 20
Richie Sanders, BYU - 18
Christian Anderson, Texas Tech - 18



NATIONAL RANKINGS

AP TOP 25
Week Five

RK	SCHOOL	W-L	PTS	LW
1.	Arizona	8-0	1461	2
2.	Michigan	8-0	1440	3
3.	Duke	10-0	1400	4
4.	Iowa State	9-0	1304	10
5.	UConn	8-1	1263	5
6.	Purdue	8-1	1173	1
7.	Houston	8-1	1064	8
8.	Gonzaga	9-1	1054	11
9.	Michigan State	8-1	1017	7
10.	BYU	7-1	1007	9
11.	Louisville	8-1	877	6
12.	Alabama	7-2	854	12
13.	Illinois	7-2	771	14
14.	North Carolina	8-1	724	16
15.	Vanderbilt	9-0	686	17
16.	Texas Tech	7-2	508	19
17.	Arkansas	7-2	488	25
18.	Florida	5-3	422	15
19.	Kansas	7-3	380	21
20.	Tennessee	7-3	286	13
21.	Auburn	7-3	264	20
22.	St. John's	5-3	254	23
23.	Nebraska	9-0	180	NR
24.	Virginia	8-1	130	NR
25.	UCLA	7-2	79	NR

USA TODAY TOP 25
Week Five

RK	SCHOOL	W-L	LW
1.	Michigan	8-0	2
2.	Arizona	8-0	3
3.	Duke	10-0	4
4.	Iowa State	9-0	9
5.	UConn	8-1	5
6.	Purdue	8-1	1
7.	Gonzaga	9-1	11
8.	Houston	8-1	7
9.	Michigan State	8-1	8
10.	BYU	7-1	10
11.	Louisville	8-1	6
12.	Alabama	7-2	12
13.	Illinois	7-2	15
14.	Vanderbilt	9-0	16
15.	North Carolina	8-1	17
16.	Texas Tech	7-2	19
17.	Arkansas	7-2	23
18.	Florida	5-3	14
19.	Kansas	7-3	21
20.	Tennessee	7-3	13
21.	St. John's	5-3	22
22.	Nebraska	9-0	NR
23.	Iowa	8-1	25
24.	Auburn	7-3	24
25.	Virginia	8-1	NR

NET RANKINGS
Week Five

RK	SCHOOL	WLT	ASU RESULT
1	Michigan	8-0	
2	Duke	10-0	
3	Iowa State	9-0	Mar. 7
4	Gonzaga	9-1	L, 65-77 (11/14)
5	Vanderbilt	9-0	
6	Arizona	8-0	Jan. 14; Jan. 31
7	UConn	8-1	
8	BYU	7-1	Jan. 7
9	Purdue	8-1	
10	Michigan State	8-1	

Big 12 Schools

3	Iowa State	9-0
6	Arizona	8-0
8	BYU	8-1
18	Kansas	7-3
19	Houston	8-1
20	Texas Tech	7-2
38	UCF	8-1
45	Colorado	8-1
52	Oklahoma St.	9-0
67	TCU	6-3
75	Baylor	6-2
77	Arizona St.	7-2
98	Kansas State	5-4
111	West Virginia	7-3
128	Cincinnati	6-3
141	Utah	7-3

ASU Non-Conference Opponents

332	Southern Utah	4-7	W, 81-64
225	Utah Tech	5-6	W, 81-66
4	Gonzaga	8-1	L, 65-77
342	Georgia State	1-9	W, 75-62
113	Hawaii	8-2	W, 83-76
86	Texas	6-3	W, 87-86
215	Washington St	3-7	W, 100-94
36	USC	8-1	L, 75-88
78	Oklahoma	6-3	W, 86-70
235	NAU	4-4	
57	Santa Clara	8-2	
50	UCLA	7-2	
232	Oregon State	5-5	

SUN DEVILS IN THE POLLS

POLL	PRE	1	2	3	4	5	6	7	8	9	10	11	12	13	14	15	16	17	18	19	FINAL
AP	NR	NR	NR	NR	NR	RV															
USA Today	NR	NR	NR	NR	NR	NR															
NCAA NET	--	--	--	--	100	77															

SUN DEVIL MENS BASKETBALL AP POLL HISTORY

First Poll Appearance	No. 10
	December 18, 1961
Highest Ranking All-Time	No. 3
	4 times, last on December 25, 2017
Total Times Ranked	113
Most Consecutive Polls Ranked	19 straight
	(Entire 2008-09 season)
Last Time Ranked	No. 25
	December 19, 2022
Polls Since	47

GAME #1

Southern Utah Thunderbirds (0-1, 0-0 WAC) at Arizona State Sun Devils (1-0, 0-0 Big 12)
Tuesday, November 4 /// Tempe, Ariz. /// Desert Financial Arena /// Attendance: 7,513



64



81

Southern Utah Stats											Game		H1	H2
#	Player	PTS	FG	3FG	FT	REB	A	PF	TO	MIN				
0*	COTTRELL,I	11	3-6	0-1	5-5	7	0	2	1	20				
1*	DUVAL,E	17	8-14	1-4	0-0	3	3	4	2	30				
9*	LEE,J	9	4-9	1-5	0-0	2	0	1	1	19				
20*	JONES,D	5	2-7	1-6	0-0	0	2	0	1	25				
35*	FEROAH,J	8	4-8	0-3	0-0	7	0	2	2	22				
2	STEPHENS,L	5	1-4	0-1	3-3	3	1	1	0	4				
3	HAYHURST,T	0	0-1	0-0	0-0	0	2	0	0	13				
4	ABELLAR,L	0	0-2	0-0	0-0	0	1	2	2	8				
5	BELL,Z	2	1-9	0-1	0-0	4	2	1	3	25				
7	KIDD,Z	0	0-0	0-0	0-0	0	0	0	0	0				
10	BINNS,L	0	0-0	0-0	0-0	0	0	0	0	0				
13	JOHNSON,B	0	0-0	0-0	0-0	0	0	0	0	0				
23	ISITUA,C	0	0-0	0-0	0-0	0	0	0	0	0				
24	BARCLAY,C	7	3-7	1-4	0-0	7	0	4	2	24				
25	BURDICK,K	0	0-3	0-0	0-0	2	0	1	1	8				
TM TEAM,		-	-	-	-	5	0	1						
TOTALS		64	26-70	4-25	8-8	40	11	18	16					
GAME PCT			37.1	16.0	100.0									

Arizona St. Stats											Game		H1	H2
#	Player	PTS	FG	3FG	FT	REB	A	PF	TO	MIN				
1*	TROUET,S	4	2-9	0-4	0-1	3	1	1	0	24				
4*	FORD,B	11	4-8	3-5	0-0	3	1	1	1	26				
5*	ODUM,M	9	3-8	3-5	0-0	4	8	1	3	31				
14*	GRBOVIC,A	8	3-7	0-3	2-2	4	0	3	0	24				
35*	DIOP,M	14	6-8	0-0	2-4	5	2	1	1	27				
2	JOHNSON,A	17	6-9	2-3	3-4	4	3	3	3	22				
8	ADAMS JR.,M	0	0-1	0-1	0-0	4	0	1	2	12				
11	POLK,K	0	0-0	0-0	0-0	0	0	0	0	0				
12	BEST,T	7	1-3	0-1	5-7	2	1	0	0	15				
22	MCCOY,Q	0	0-0	0-0	0-0	0	0	1	0	0				
23	MUKEBA,A	11	4-6	1-1	2-2	6	1	2	2	17				
TM TEAM,		-	-	-	-	4	0	0	2					
TOTALS		81	29-59	9-23	14-20	39	17	14	14					
GAME PCT			49.2	39.1	70.0									

GAME #2

Utah Tech Trailblazers (2-2, 0-0 WAC) at Arizona State Sun Devils (2-0, 0-0 Big 12)
Sunday, November 9 /// Tempe, Ariz. /// Desert Financial Arena /// Attendance: 5,862



66



81

Utah Tech Stats											Game		H1	H2
#	Player	PTS	FG	3FG	FT	REB	A	PF	TO	MIN				
2*	TRUJILLO,C	15	5-14	3-10	2-2	6	2	2	2	36				
4*	HOLT,J	11	4-6	2-3	1-2	5	4	2	3	32				
11*	DAVIS,T	7	3-6	0-2	1-2	3	1	1	1	26				
35*	POTTER,E	12	3-8	0-1	6-9	8	1	1	2	27				
66*	BOLANGA,N	13	4-10	3-8	2-2	6	1	1	5	33				
3	HARKER,B	0	0-0	0-0	0-0	1	1	0	0	2				
5	GRANT,D	0	0-0	0-0	0-0	0	0	0	0	1				
13	BERRETT,B	3	1-3	1-3	0-0	2	1	1	0	10				
23	ARIYIBI,S	2	1-2	0-0	0-0	1	1	1	0	11				
33	OWONA,M	3	1-6	0-3	1-3	3	1	3	2	19				
52	DOMINGOS,D	0	0-0	0-0	0-2	0	0	2	1	2				
TM TEAM,		-	-	-	-	1	0	0	0					
TOTALS		66	22-55	9-30	13-22	36	13	14	16					
GAME PCT			40.0	30.0	59.1									
THIS HALF		41	12-26	5-14	12-20	17	8	9	6					
HALF PCT			46.2	35.7	60.0									

Arizona St. Stats											Game		H1	H2
#	Player	PTS	FG	3FG	FT	REB	A	PF	TO	MIN				
1*	TROUET,S	13	4-7	1-1	4-6	10	3	0	0	26				
4*	FORD,B	6	2-7	2-5	0-0	3	2	3	0	23				
5*	ODUM,M	14	5-14	2-6	2-2	6	6	2	1	34				
14*	GRBOVIC,A	5	2-6	1-4	0-0	5	0	2	0	16				
35*	DIOP,M	18	7-12	2-2	2-2	6	1	1	1	31				
2	JOHNSON,A	7	2-8	0-3	3-4	2	4	3	3	25				
8	ADAMS JR.,M	8	3-5	1-3	1-2	1	0	2	0	12				
11	POLK,K	0	0-0	0-0	0-0	0	0	0	0	0				
12	BEST,T	0	0-0	0-0	0-0	2	1	1	1	13				
22	MCCOY,Q	0	0-0	0-0	0-0	0	0	0	0	0				
23	MUKEBA,A	10	5-7	0-0	0-0	3	2	3	1	18				
TM TEAM,		-	-	-	-	3	0	1						
TOTALS		81	30-66	9-24	12-16	41	19	17	8					
GAME PCT			45.5	37.5	75.0									
THIS HALF		42	15-34	5-12	7-10	23	10	11	5					
HALF PCT			44.1	41.7	70.0									

GAME #3

No. 19 Gonzaga Bulldogs (4-0, 0-0 WCC) at Arizona State Sun Devils (2-1, 0-0 Big 12)
Friday, November 14 /// Tempe, Ariz. /// Desert Financial Arena /// Attendance: 10,016



77



65

Gonzaga Stats											Game		H1	H2
#	Player	PTS	FG	3FG	FT	REB	A	PF	TO	MIN				
3*	SMITH,B	1	0-2	0-1	1-2	2	9	1	1	26				
5*	INNOCENTI,E	7	3-6	1-3	0-0	3	0	2	1	17				
15*	IKE,G	20	4-7	0-1	12-15	9	2	4	5	34				
23*	MILLER,A	10	3-9	2-7	2-2	1	0	1	0	20				
34*	HUFF,B	11	4-5	1-1	2-2	2	0	5	2	20				
2	VENTERS,S	6	2-5	2-5	0-0	2	1	2	2	20				
7	GRANT-FOSTER,T	14	5-12	0-3	4-6	12	2	3	2	22				
8	WARLEY,J	4	1-2	0-0	2-4	3	1	3	0	26				
17	SAINT-SUPERY,M	4	0-3	0-0	4-4	5	1	1	1	13				
TM TEAM,		-	-	-	-	6	0	0						
TOTALS		77	22-51	6-21	27-35	45	16	22	14					
GAME PCT			43.1	28.6	77.1									
THIS HALF		32	8-23	3-12	13-17	20	5	12	8					
HALF PCT			34.8	25.0	76.5									

Arizona St. Stats											Game		H1	H2
#	Player	PTS	FG	3FG	FT	REB	A	PF	TO	MIN				
1*	TROUET,S	10	3-6	0-1	4-5	11	1	3	1	29				
4*	FORD,B	11	3-7	3-6	2-2	3	0	3	0	32				
5*	ODUM,M	12	4-15	4-11	0-0	1	7	2	5	37				
14*	GRBOVIC,A	6	2-5	2-5	0-0	1	0	4	0	18				
35*	DIOP,M	11	4-10	0-1	3-6	4	0	2	1	30				
2	JOHNSON,A	10	4-8	1-1	1-5	2	3	1	1	23				
8	ADAMS JR.,M	3	1-4	0-3	1-2	1	0	2	0	10				
11	POLK,K	0	0-0	0-0	0-0	0	0	0	0	0				
12	BEST,T	0	0-1	0-1	0-0	1	0	0	1	5				
23	MUKEBA,A	2	0-2	0-1	2-3	1	1	5	0	15				
TM TEAM,		-	-	-	-	6	1	1						
TOTALS		65	21-58	10-30	13-23	31	12	22	10					
GAME PCT			36.2	33.3	56.5									
THIS HALF		33	10-27	5-13	8-12	17	6	12	6					
HALF PCT			37.0	38.5	66.7									



GAME #4



Georgia State Panthers (1-4, 0-0 Sun Belt) at Arizona State Sun Devils (3-1, 0-0 Big 12)
Monday, November 17 /// Tempe, Ariz. /// Desert Financial Arena /// Attendance: 5,925



62



75

Georgia St. Stats

#	Player	PTS	FG	3FG	FT	REB	A	PF	TO	MIN
0*	TUCKER,M	11	3-7	2-4	3-4	1	1	3	1	30
1*	NEWTON,J	11	3-14	0-5	5-5	9	1	2	4	31
6*	CHAPPELLE,J	3	1-4	0-1	1-2	7	1	2	2	33
22*	BROWN,M	15	5-15	2-7	3-3	5	4	3	3	36
32*	BEAM,C	3	1-3	0-0	1-2	2	1	3	0	21
2	COOPER,J	0	0-0	0-0	0-0	1	0	1	0	5
8	SHERRARD,I	0	0-0	0-0	0-0	0	0	2	1	6
12	ENOH,A	7	3-5	1-1	0-0	6	1	1	2	20
20	BERTHE,A	9	3-6	3-6	0-0	0	0	1	1	14
55	JONES,C	3	1-1	1-1	0-0	0	0	0	0	3
TM TEAM,			-	-	-	3	0	0	4	
TOTALS		62	20-55	9-25	13-16	34	9	18	18	
GAME PCT			36.4	36.0	81.3					
THIS HALF		23	7-26	3-13	6-9	13	3	10	12	
HALF PCT			26.9	23.1	66.7					

Arizona St. Stats

#	Player	PTS	FG	3FG	FT	REB	A	PF	TO	MIN
1*	TROUET,S	2	1-4	0-1	0-0	4	1	0	0	25
4*	FORD,B	8	3-8	1-2	1-2	4	1	3	1	27
5*	ODUM,M	24	10-19	2-5	2-2	5	9	3	2	31
14*	GRBOVIC,A	7	3-8	1-4	0-0	2	0	2	0	27
35*	DIOP,M	15	5-7	0-1	5-6	11	1	0	0	30
2	JOHNSON,A	13	5-6	0-0	3-5	4	0	4	3	17
8	ADAMS JR.,M	0	0-3	0-3	0-0	0	0	0	0	6
12	BEST,T	2	1-2	0-1	0-0	1	0	1	0	6
15	MEEUSEN,N	2	0-2	0-2	2-3	3	1	1	2	17
23	MUKEBA,A	2	1-3	0-0	0-0	3	1	2	2	13
TM TEAM,			-	-	-	0	0	0	0	
TOTALS		75	29-62	4-19	13-18	37	14	16	10	
GAME PCT			46.8	21.1	72.2					
THIS HALF		41	16-30	2-5	7-10	22	8	9	8	
HALF PCT			53.3	40.0	70.0					

GAME #5



Arizona State Sun Devils (4-1, 0-0 Big 12) at Hawai'i Rainbow Warriors (4-2, 0-0 Big West)
Thursday, November 20 /// Honolulu, Hawai'i /// Stan Sheriff Center /// Attendance: 4,782



76



83

Hawaii Stats

#	Player	PTS	FG	3FG	FT	REB	A	PF	TO	MIN
0*	ERICKSON,H	6	1-6	0-3	4-4	1	1	4	2	29
4*	BULLOCK,D	9	3-10	0-4	3-4	9	2	3	1	33
5*	NEMEIKSA,G	11	5-11	1-6	0-0	3	1	3	1	31
20*	JOHNSON,I	23	6-11	2-4	9-9	7	1	2	1	31
30*	HUNKIN-CLAYTOR,	18	7-10	2-3	2-5	4	3	2	5	37
6	FINLINSON,I	7	2-4	1-2	2-2	3	0	2	3	15
8	ECONOMOU,A	0	0-0	0-0	0-0	0	0	2	2	5
9	MYERS,J	0	0-1	0-1	0-2	0	2	1	1	9
10	TOUMI,Y	2	1-1	0-0	0-0	1	0	3	1	9
TM TEAM,			-	-	-	5	0	0	0	
TOTALS		76	25-54	6-23	20-26	33	10	22	17	
GAME PCT			46.3	26.1	76.9					
THIS HALF		41	12-27	4-13	13-15	14	4	15	8	
HALF PCT			44.4	30.8	86.7					

Arizona St. Stats

#	Player	PTS	FG	3FG	FT	REB	A	PF	TO	MIN
1*	TROUET,S	6	1-7	0-2	4-4	6	0	2	0	28
4*	FORD,B	20	7-11	3-5	3-6	1	0	1	0	32
5*	ODUM,M	15	5-14	1-6	4-6	4	6	1	4	34
14*	GRBOVIC,A	0	0-2	0-0	0-0	5	0	2	0	14
35*	DIOP,M	10	3-6	0-0	4-8	5	0	4	1	24
2	JOHNSON,A	16	4-10	1-3	7-9	3	1	3	2	25
8	ADAMS JR.,M	2	1-2	0-0	0-0	2	0	0	0	10
12	BEST,T	3	1-1	1-1	0-0	0	0	1	1	3
15	MEEUSEN,N	3	1-2	1-2	0-0	1	2	2	0	14
23	MUKEBA,A	8	3-7	0-0	2-4	5	0	4	0	16
TM TEAM,			-	-	-	1	0	0	0	
TOTALS		83	26-62	7-19	24-37	33	9	20	8	
GAME PCT			41.9	36.8	64.9					
THIS HALF		49	14-31	5-12	16-24	17	6	11	2	
HALF PCT			45.2	41.7	66.7					

GAME #6



Arizona State Sun Devils (5-1, 0-0 Big 12) vs Texas Longhorns (4-2, 0-0 SEC)
Monday, November 24 /// Maui, Hawai'i /// Lahaina Civic Center /// Attendance: 2,400



86



87

Texas Stats

#	Player	PTS	FG	3FG	FT	REB	A	PF	TO	MIN
0*	POPE,J	10	4-11	2-6	0-0	4	3	2	1	32
3*	SWAIN,D	24	10-14	1-3	3-6	5	3	3	3	35
5*	HEIDE,C	7	2-4	1-3	2-3	1	1	3	1	27
8*	VOKIETAITIS,M	15	5-9	0-0	5-7	8	0	3	4	26
12*	MARK,T	11	3-5	1-3	4-5	2	1	4	1	23
2	WEAVER,C	9	3-5	1-2	2-2	7	1	3	1	20
7	WILCHER,S	6	1-4	0-2	4-4	4	1	5	5	19
10	CODIE,N	4	2-2	0-0	0-0	1	0	1	1	8
23	TRAORE,L	0	0-1	0-0	0-0	1	0	4	2	10
TM TEAM,			-	-	-	1	0	0	0	
TOTALS		86	30-55	6-19	20-27	34	10	28	19	
GAME PCT			54.5	31.6	74.1					
THIS HALF		52	19-25	4-6	10-16	15	9	15	10	
HALF PCT			76.0	66.7	62.5					

Arizona St. Stats

#	Player	PTS	FG	3FG	FT	REB	A	PF	TO	MIN
1*	TROUET,S	6	3-5	0-0	0-0	6	0	4	0	24
4*	FORD,B	5	1-2	1-1	2-2	1	0	2	1	24
5*	ODUM,M	36	7-21	6-12	16-18	2	3	2	4	35
14*	GRBOVIC,A	8	3-8	2-5	0-0	4	0	2	1	31
35*	DIOP,M	6	2-3	0-0	2-3	1	0	4	0	17
2	JOHNSON,A	17	5-6	0-0	7-10	2	0	3	3	24
8	ADAMS JR.,M	0	0-0	0-0	0-0	2	0	0	0	7
15	MEEUSEN,N	4	2-3	0-0	0-0	0	1	1	1	24
23	MUKEBA,A	5	2-4	0-0	1-3	1	0	3	1	16
TM TEAM,			-	-	-	3	0	0	0	
TOTALS		87	25-52	9-18	28-36	22	4	21	11	
GAME PCT			48.1	50.0	77.8					
THIS HALF		48	13-26	5-10	17-21	9	1	10	4	
HALF PCT			50.0	50.0	81.0					

GAME #7



Arizona State Sun Devils (6-1, 0-0 Big 12) vs Washington State Cougars (3-4, 0-0 Pac-12)
Tuesday, November 25 /// Maui, Hawai'i /// Lahaina Civic Center /// Attendance: 2,400



94



100

Washington St. Stats

#	Player	PTS	FG	3FG	FT	REB	A	PF	TO	MIN
2*	YALAHOU, E	12	5-6	1-2	1-3	4	1	4	0	29
5*	THRASTARSON, T	11	4-7	1-2	2-2	2	0	4	2	27
11*	MORTON, J	2	1-5	0-1	0-0	1	2	0	0	20
21*	GLASS LLL, A	40	9-14	6-9	16-18	3	2	4	3	32
22*	OKAFOR, N	5	2-4	0-0	1-4	6	1	2	3	24
0	UGBO, E	5	2-4	1-2	0-0	1	1	0	1	14
3	HILDEBRANDT, S	5	2-5	1-2	0-0	2	2	2	1	13
10	GERRITS, P	3	1-1	1-1	0-0	1	1	0	0	6
13	RODRIGUEZ, A	2	0-2	0-0	2-2	2	1	4	1	13
15	VAVERS, R	9	3-7	3-7	0-0	4	0	1	0	21
TM TEAM,		-	-	-	-	0	0	0	0	
TOTALS		94	29-55	14-26	22-29	26	11	21	11	
GAME PCT			52.7	53.8	75.9					
THIS HALF		46	12-27	4-11	18-24	14	3	13	5	
HALF PCT			44.4	36.4	75.0					

Arizona St. Stats

#	Player	PTS	FG	3FG	FT	REB	A	PF	TO	MIN
1*	TROUET, S	6	3-6	0-0	0-0	3	0	2	2	26
4*	FORD, B	18	7-11	2-6	2-2	3	1	2	0	29
5*	ODUM, M	26	6-9	5-7	9-9	2	5	4	5	30
14*	GRBOVIC, A	7	2-5	2-5	1-2	2	0	2	1	17
35*	DIOP, M	12	6-8	0-1	0-0	5	3	2	0	29
2	JOHNSON, A	13	3-7	0-0	7-11	4	2	4	0	24
8	ADAMS JR., M	1	0-0	0-0	1-2	0	0	0	0	3
15	MEEUSEN, N	8	3-4	2-3	0-0	3	0	4	2	26
23	MUKEBA, A	9	3-6	0-1	3-3	4	1	2	0	16
TM TEAM,		-	-	-	-	3	0	0	0	
TOTALS		100	33-56	11-23	23-29	29	12	22	10	
GAME PCT			58.9	47.8	79.3					
THIS HALF		58	18-28	6-11	16-19	16	6	15	6	
HALF PCT			64.3	54.5	84.2					

GAME #8



Arizona State Sun Devils (6-2, 0-0 Big 12) vs USC Trojans (7-0, 0-0 Big Ten)
Wednesday, November 26 /// Maui, Hawai'i /// Lahaina Civic Center /// Attendance: 2,400



88



75

Southern California Stats

#	Player	PTS	FG	3FG	FT	REB	A	PF	TO	MIN
2*	AUSAR, E	14	6-6	0-0	2-4	6	2	4	3	27
4*	BAKER-MAZARA, C	23	9-16	4-10	1-2	3	4	3	4	34
5*	WILLIAMS II, T	7	3-5	0-2	1-1	3	1	1	0	24
6*	COFIE, J	11	4-6	0-1	3-3	8	4	4	0	30
8*	EASTER II, J	2	1-5	0-0	0-0	1	1	2	0	22
3	DICKERSON, A	4	1-2	1-1	1-5	5	0	2	1	24
7	MARSH, J	9	3-5	1-2	2-2	4	4	3	0	21
33	BROWNELL, J	16	6-11	3-7	1-1	1	0	3	2	15
45	DYNES, G	2	1-1	0-0	0-0	0	0	0	1	3
TM TEAM,		-	-	-	-	1	0	0	1	
TOTALS		88	34-57	9-23	11-18	32	16	22	12	
GAME PCT			59.6	39.1	61.1					
THIS HALF		45	17-29	3-11	8-12	19	9	11	6	
HALF PCT			58.6	27.3	66.7					

Arizona St. Stats

#	Player	PTS	FG	3FG	FT	REB	A	PF	TO	MIN
1*	TROUET, S	13	5-10	0-3	3-4	5	1	2	0	28
4*	FORD, B	6	2-8	2-5	0-0	2	1	1	1	28
5*	ODUM, M	17	4-12	4-9	5-6	2	4	3	4	35
14*	GRBOVIC, A	3	1-3	1-2	0-0	2	1	3	0	14
35*	DIOP, M	13	5-6	0-0	3-3	2	1	1	0	31
2	JOHNSON, A	15	3-7	0-2	9-10	0	0	3	3	25
8	ADAMS JR., M	2	0-0	0-0	2-2	3	0	0	0	4
15	MEEUSEN, N	5	2-5	1-4	0-0	1	1	2	0	23
23	MUKEBA, A	1	0-1	0-0	1-2	1	1	1	1	12
TM TEAM,		-	-	-	-	3	0	0	2	
TOTALS		75	22-52	8-25	23-27	21	10	16	11	
GAME PCT			42.3	32.0	85.2					
THIS HALF		32	8-25	3-12	13-14	9	3	9	5	
HALF PCT			32.0	25.0	92.9					

GAME #9



Arizona State Sun Devils (7-2, 0-0 Big 12) vs Oklahoma Sooners (6-3, 0-0 SEC)
Saturday, December 6 /// Phoenix, Ariz. /// Mortgage Matchup Center /// Attendance: 4,856



70



86

Oklahoma Stats

#	Player	PTS	FG	3FG	FT	REB	A	PF	TO	MIN
1*	BROWN, X	11	4-10	0-4	3-4	0	4	2	3	33
5*	WAGUE, M	2	1-2	0-0	0-3	7	1	5	1	24
9*	PACK, N	7	3-8	1-5	0-1	4	3	4	4	29
13*	DAVIS, T	11	4-9	0-2	3-3	3	3	4	3	21
35*	REID, D	3	0-7	0-3	3-4	2	0	0	0	21
3	NWANKWO, J	10	3-8	3-6	1-2	4	0	2	0	21
7	FORSYTHE, D	2	0-4	0-3	2-2	0	3	1	1	10
8	ROGERS, K	4	1-1	0-0	2-4	2	1	2	0	11
12	JONES, J	8	2-5	2-5	2-3	6	0	2	1	20
22	ATAK, K	12	4-9	4-8	0-0	1	0	1	0	9
TM TEAM,		-	-	-	-	9	0	0	0	
TOTALS		70	22-63	10-36	16-26	38	15	23	13	
GAME PCT			34.9	27.8	61.5					
THIS HALF		42	13-31	7-19	9-15	20	9	13	7	
HALF PCT			41.9	36.8	60.0					

Arizona St. Stats

#	Player	PTS	FG	3FG	FT	REB	A	PF	TO	MIN
1*	TROUET, S	6	1-4	0-0	4-6	7	0	3	0	21
4*	FORD, B	2	1-4	0-1	0-0	2	1	1	3	22
5*	ODUM, M	17	4-7	3-6	6-6	5	6	2	4	31
14*	GRBOVIC, A	11	3-5	3-4	2-3	1	0	1	0	14
35*	DIOP, M	7	2-6	0-0	3-4	4	1	2	1	23
2	JOHNSON, A	16	5-8	2-2	4-5	2	1	2	2	20
8	ADAMS JR., M	11	3-6	3-5	2-4	3	0	3	1	20
11	POLK, K	0	0-0	0-0	0-0	0	0	0	0	1
12	BEST, T	1	0-2	0-1	1-2	1	0	1	0	8
15	MEEUSEN, N	6	2-5	2-5	0-0	6	8	2	1	27
22	MCCOY, Q	0	0-0	0-0	0-0	0	0	0	0	1
23	MUKEBA, A	9	4-6	0-0	1-4	4	0	2	0	14
TM TEAM,		-	-	-	-	5	0	0	0	
TOTALS		86	25-53	13-24	23-34	40	17	19	12	
GAME PCT			47.2	54.2	67.6					
THIS HALF		39	9-24	6-14	15-21	19	7	11	8	
HALF PCT			37.5	42.9	71.4					



SUN DEVILS GAME-BY-GAME

				Total		3-Pointers		Free throws		Rebounds											
Opponent	Date	Score		FG-FGA	PCT	3FG-3FGA	PCT	FT-FTA	PCT	OFF	DEF	TOT	AVG	PF	A	TO	BLK	STL	PTS	AVG	
Southern Utah	11/04/2025	81-64	W	29-59	.492	9-23	.391	14-20	.700	11	28	39	39.0	14	17	14	8	9	81	81.0	
Utah Tech	11/09/2025	81-66	W	30-66	.455	9-24	.375	12-16	.750	11	30	41	40.0	17	19	8	0	7	81	81.0	
Gonzaga	11/14/2025	65-77	L	21-58	.362	10-30	.333	13-23	.565	10	21	31	37.0	22	12	10	6	7	65	75.7	
Georgia St.	11/17/2025	75-62	W	29-62	.468	4-19	.211	13-18	.722	10	27	37	37.0	16	14	10	4	9	75	75.5	
at Hawaii	11/20/2025	83-76	W	26-62	.419	7-19	.368	24-37	.649	12	21	33	36.2	20	9	8	1	11	83	77.0	
vs Texas	11/24/2025	87-86	W	25-52	.481	9-18	.500	28-36	.778	6	16	22	33.8	21	4	11	3	7	87	78.7	
vs Washington St.	11/25/2025	100-94	W	33-56	.589	11-23	.478	23-29	.793	8	21	29	33.1	22	12	10	3	2	100	81.7	
vs Southern California	11/26/2025	75-88	L	22-52	.423	8-25	.320	23-27	.852	9	12	21	31.6	16	10	11	2	5	75	80.9	
vs Oklahoma	12/06/2025	86-70	W	25-53	.472	13-24	.542	23-34	.676	9	31	40	32.6	19	17	12	7	9	86	81.4	
Total		733		240-520	.462	80-205	.390	173-240	.721	86	207	293	32.6	167	114	94	34	66	733	81.4	
Opponents		683		230-515	.447	73-228	.320	150-207	.725	101	217	318	35.3	188	111	136	32	46	683	75.9	

Arizona St. Averages

Games Played	Points/game	FG Pct	3FG Pct	FT Pct	Rebounds/game	Assists/game	Turnovers/game	Assist/Turnover ratio	Steals/game	Blocks/game
9	81.4	46.2	39.0	72.1	32.6	12.7	10.4	1.2	7.3	3.8



OPPONENT GAME-BY-GAME

Opponent	Date	Score		Total		3-Pointers		Free throws		Rebounds										
				FG-FGA	PCT	3FG-3FGA	PCT	FT-FTA	PCT	OFF	DEF	TOT	AVG	PF	A	TO	BLK	STL	PTS	AVG
Southern Utah	11/04/2025	81-64	W	26-70	.371	4-25	.160	8-8	1.000	16	24	40	40.0	18	11	16	5	8	64	64.0
Utah Tech	11/09/2025	81-66	W	22-55	.400	9-30	.300	13-22	.591	10	26	36	38.0	14	13	16	3	4	66	65.0
Gonzaga	11/14/2025	65-77	L	22-51	.431	6-21	.286	27-35	.771	11	34	45	40.3	22	16	14	5	2	77	69.0
Georgia St.	11/17/2025	75-62	W	20-55	.364	9-25	.360	13-16	.813	9	25	34	38.8	18	9	18	1	6	62	67.3
at Hawaii	11/20/2025	83-76	W	25-54	.463	6-23	.261	20-26	.769	8	25	33	37.6	22	10	17	3	4	76	69.0
vs Texas	11/24/2025	87-86	W	30-55	.545	6-19	.316	20-27	.741	11	23	34	37.0	28	10	19	6	4	86	71.8
vs Washington St.	11/25/2025	100-94	W	29-55	.527	14-26	.538	22-29	.759	9	17	26	35.4	21	11	11	3	7	94	75.0
vs Southern California	11/26/2025	75-88	L	34-57	.596	9-23	.391	11-18	.611	12	20	32	35.0	22	16	12	4	4	88	76.6
vs Oklahoma	12/06/2025	86-70	W	22-63	.349	10-36	.278	16-26	.615	15	23	38	35.3	23	15	13	2	7	70	75.9
Total		683		230-515	.447	73-228	.320	150-207	.725	101	217	318	35.3	188	111	136	32	46	683	75.9
Arizona St.		733		240-520	.462	80-205	.390	173-240	.721	86	207	293	32.6	167	114	94	34	66	733	81.4

Opponents Averages

Games Played	Points/game	FG Pct	3FG Pct	FT Pct	Rebounds/game	Assists/game	Turnovers/game	Assist/Turnover ratio	Steals/game	Blocks/game
9	75.9	44.7	32.0	72.5	35.3	12.3	15.1	0.8	5.1	3.6



SUN DEVILS POINTS-REBOUNDS-ASSISTS GAME-BY-GAME

DATE	OPPONENT	SCORE	1 TROUET	2 JOHNSON	3 HOLIMAN	4 FORD	5 ODUM	8 ADAMS JR.	12 BEST	14 GRBOVIC	15 MEEUSEN	23 MUKEBA	35 DIOP
Nov 4	vs Southern Utah	81-64	4-3-1	17-4-3	DNP	11-3-1	9-4-8	0-4-0	7-2-1	8-4-0	DNP	11-6-1	14-5-2
Nov 9	vs Utah Tech	81-66	13-10-3	7-2-4	DNP	6-3-2	14-6-6	8-1-0	0-2-1	5-5-0	DNP	10-3-2	18-6-1
Nov 14	vs Gonzaga	65-77	10-11-1	10-2-3	DNP	11-3-0	12-1-7	3-1-0	0-1-0	6-1-0	DNP	2-1-1	11-4-0
Nov 17	vs Georgia St.	75-62	2-4-1	13-4-0	DNP	8-4-1	24-5-9	0-0-0	2-1-0	7-2-0	2-3-1	2-3-1	15-11-1
Nov 20	at Hawai'i	83-76	6-6-0	16-3-1	DNP	20-1-0	14-4-6	2-2-0	3-0-0	0-5-0	3-1-2	8-5-0	10-5-0
Nov 24	TEXAS	87-86	6-6-0	17-2-0	DNP	5-1-0	36-2-3	0-2-0	DNP	8-4-0	4-0-1	5-1-0	6-1-0
Nov 25	WASHINGTON ST	100-94	6-3-0	13-4-2	DNP	18-3-1	26-2-5	1-0-0	DNP	7-2-0	8-3-0	9-4-1	12-5-3
Nov 26	USC	75-88	13-5-1	15-0-0	DNP	6-2-1	17-2-4	2-3-0	DNP	3-2-1	5-1-1	1-1-1	13-2-1
Dec 6	OKLAHOMA	86-70	6-7-0	16-2-1	DNP	2-2-1	17-5-6	11-3-0	1-1-0	11-1-0	6-6-8	9-4-0	7-4-1
Dec 9	vs NAU												
Dec 13	SANTA CLARA												
Dec 17	at UCLA												
Dec 21	vs Oregon St.												
Jan 3	vs Colorado												
Jan 7	at BYU												
Jan 10	vs Kansas St.												
Jan 14	at Arizona												
Jan 18	at Houston												
Jan 21	vs West Virginia												
Jan 24	vs Cincinnati												
Jan 27	at UCF												
Jan 31	vs Arizona												
Feb 4	at Utah												
Feb 7	at Colorado												
Feb 10	vs Oklahoma St												
Feb 17	vs Texas Tech												
Feb 21	at Baylor												
Feb 24	at TCU												
Feb 28	vs Utah												
March 3	vs Kansas												
March 7	at Iowa St.												
March 10	Big 12 Tourney												



SANTIAGO TROUET

Forward
Redshirt Sophomore • 6-11
Buenos Aires, Argentina
American (Fla.)
San Diego



1 SINGLE GAME HIGHS

Points 21 vs Santa Clara 01/02/25, at Washington St. 02/27/25
Reb. 20 vs UC San Diego 12/21/24
Assists 3 3 times, last vs Utah Tech 11/9/25
Steals 3 3 times last at Washington St. 02/27/25
Blocks 5 vs Arkansas St. 11/24/23

				Field Goals		3-Point		F-Throws		Rebounds								Scoring		
SEASON	TEAM	GP-GS	MIN/AVG	FG-FGA	FG%	3FG-3FGA	3FG%	FT-FTA	FT%	OFF	DEF	TOT	AVG	PF-FO	A	TO	BLK	STL	PTS	AVG
2023-24	SD	11-0	145/13.2	12-29	.414	3-9	.333	3-5	.600	12	33	45	4.1	16-1	5	6	11	4	30	2.7
2024-25	SD	33-25	835/25.3	115-263	.437	12-58	.207	46-64	.719	51	174	225	6.8	65-1	23	52	22	33	288	8.7
2025-26	ASU	9-9	231/25.7	23-58	.397	1-12	.083	19-26	.731	19	36	55	6.1	17-0	7	3	7	4	66	7.3
TOTAL FOR ASU		9-9	231/25.7	23-58	.397	1-12	.083	19-26	.731	19	36	55	6.1	17-0	7	3	7	4	66	7.3
TOTAL		53-34	1210/22.8	150-350	.429	16-79	.203	68-95	.716	82	243	325	6.1	98-2	35	61	40	41	384	7.2



PIG JOHNSON

Guard
Senior • 6-3
Midfield, Alabama
Midfield HS
Univ. of The Cumberlands/NE Mississippi CC



2 SINGLE GAME HIGHS

Points 17 2 times, last vs Texas 11/24/25,
Reb. 4 3 times, last vs Washington State 11/25/25
Assists 4 vs Utah Tech 11/9/25
Steals 3 vs Texas 11/24/25
Blocks 1 vs Texas 11/24/25

				Field Goals		3-Point		F-Throws		Rebounds									Scoring	
SEASON	TEAM	GP-GS	MIN/AVG	FG-FGA	FG%	3FG-3FGA	3FG%	FT-FTA	FT%	OFF	DEF	TOT	AVG	PF-FO	A	TO	BLK	STL	PTS	AVG
2025-26	ASU	9-0	204/22.7	37-69	.536	6-14	.429	44-63	.698	5	18	23	2.6	26-0	14	20	1	14	124	13.8
TOTAL		9-0	204/22.7	37-69	.536	6-14	.429	44-63	.698	5	18	23	2.6	26-0	14	20	1	14	124	13.8



ADANTE HOLIMAN

Guard
Senior • 5-11
McAlester, Oklahoma
McAlester
Georgia Southern, UTSA, UTRGV



3 SINGLE GAME HIGHS

Points 28 at Old Dominion 01/18/25
Reb. 6 vs UIW 11/25/23
Assists 9 vs Nelson 02/20/23
Steals 4 at Southern Miss. 02/01/25
Blocks 1 9 times

				Field Goals		3-Point		F-Throws		Rebounds										Scoring	
SEASON	TEAM	GP-GS	MIN/AVG	FG-FGA	FG%	3FG-3FGA	3FG%	FT-FTA	FT%	OFF	DEF	TOT	AVG	PF-FO	A	TO	BLK	STL	PTS	AVG	
2022-23	UTRGV	24-11	500/20.9	55-123	.447	27-62	.435	42-59	.712	7	21	28	1.2	71-2	73	55	3	12	179	7.5	
2023-24	UTSA	20-16	433/21.6	47-149	.315	29-95	.305	26-35	.743	1	33	34	1.7	39-1	40	22	2	14	149	7.5	
2024-25	GS	25-19	751/30.1	137-328	.418	81-210	.386	68-85	.800	8	46	54	2.2	67-3	57	43	4	29	423	16.9	
TOTAL FOR ASU		0-0	0/0.0	0-0	.000	0-0	.000	0-0	.000	0	0	0	0.0	0-0	0	0	0	0	0	0.0	
TOTAL		69-46	1684/24.4	239-600	.398	137-367	.373	136-179	.760	16	100	116	1.7	177-6	170	120	9	55	751	10.9	



BRYCE FORD

Guard
Junior • 6-4
Scottsdale, Arizona
Pinnacle
Toledo



4 SINGLE GAME HIGHS

Points 20 at Hawai'i 11/20/25
Reb. 11 vs Bowling Green 02/21/25
Assists 3 3 times, last vs Bowling Green 02/21/25
Steals 5 vs Oklahoma 12/6/25
Blocks 1 6 times

				Field Goals		3-Point		F-Throws		Rebounds								Scoring		
SEASON	TEAM	GP-GS	MIN/AVG	FG-FGA	FG%	3FG-3FGA	3FG%	FT-FTA	FT%	OFF	DEF	TOT	AVG	PF-FO	A	TO	BLK	STL	PTS	AVG
2023-24	UT	27-0	226/8.4	23-50	.460	12-26	.462	12-12	1.000	5	22	27	1.0	22-0	16	8	0	2	70	2.6
2024-25	UT	33-21	720/21.8	78-181	.431	35-94	.372	42-49	.857	22	72	94	2.8	57-1	27	21	6	15	233	7.1
2025-26	ASU	9-9	243/27.0	30-66	.455	17-36	.472	10-14	.714	4	18	22	2.4	17-0	7	7	0	7	87	9.7
TOTAL FOR ASU		9-9	243/27.0	30-66	.455	17-36	.472	10-14	.714	4	18	22	2.4	17-0	7	7	0	7	87	9.7
TOTAL		69-30	1189/17.2	131-297	.441	64-156	.410	64-75	.853	31	112	143	2.1	96-1	50	36	6	24	390	5.7



MOE ODUM

Guard
Senior • 6-2
The Bronx, New York
West Oaks Academy (Fla.)
Pacific/Pepperdine



5 SINGLE GAME HIGHS

Points	36	vs Texas 11/24/25
Reb.	7	at LMU (CA) 02/22/25, at Washington St. 02/08/25
Assists	13	vs Santa Clara 03/09/25
Steals	5	vs Georgia State 11/17/25
Blocks	1	6 times

				Field Goals		3-Point		F-Throws		Rebounds										Scoring	
SEASON	TEAM	GP-GS	MIN/AVG	FG-FGA	FG%	3FG-3FGA	3FG%	FT-FTA	FT%	OFF	DEF	TOT	AVG	PF-FO	A	TO	BLK	STL	PTS	AVG	
2022-23	PAC	31-18	493/15.9	66-151	.437	13-50	.260	28-41	.683	6	46	52	1.7	40-0	108	38	1	24	173	5.6	
2023-24	PAC	32-28	907/28.3	91-247	.368	34-115	.296	63-86	.733	16	68	84	2.6	57-2	146	59	4	38	279	8.7	
2024-25	PEP	35-35	1166/33.3	164-363	.452	58-153	.379	73-92	.793	13	99	112	3.2	68-3	264	90	1	43	459	13.1	
2025-26	ASU	9-9	298/33.1	48-119	.403	30-67	.448	44-49	.898	5	26	31	3.4	20-0	54	32	0	14	170	18.9	
TOTAL FOR ASU		9-9	298/33.1	48-119	.403	30-67	.448	44-49	.898	5	26	31	3.4	20-0	54	32	0	14	170	18.9	
TOTAL		107-90	2863/26.8	369-880	.419	135-385	.351	208-268	.776	40	239	279	2.6	185-5	572	219	6	119	1081	10.1	



VIJAY WALLACE

Guard
Junior • 6-5
Chicago, Illinois
Dyett
Illinois Valley CC/Triton College



7 SINGLE GAME HIGHS

Points	27	at Southeastern Community College 01/11/25
Reb.	10	at Southeastern Community College 01/11/25
Assists	8	vs Harry S. Truman College 02/06/25
Steals	5	at Wilbur Wright College 12/10/24
Blocks	3	vs Southeastern Community College 02/01/25

	Minutes				Totals		3-Point			Free-Throws			Rebounds													
	GP	GS	MIN	AVG	FG	FGA	PCT	FG	FGA	PCT	FT	FTA	PCT	OFF	DEF	TOT	AVG	PF	FO	AST	AST/G	T/O	BLK	STL	PTS	AVG
2024-25	33	30	254	7.7	187	396	.472	33	111	.297	111	171	.649	50	142	192	5.8	25	2	101	3.1	48	24	36	518	15.7
Total	33	30	254	7.7	187	396	.472	33	111	.297	111	171	.649	50	142	192	5.8	25	2	101	3.1	48	24	36	518	15.7



MARCUS ADAMS JR.

Forward
RS-Sophomore • 6-8
Torrance, California
Narbonne
BYU/Cal State Northridge



8 SINGLE GAME HIGHS

Points	28	vs UC Davis 01/04/25
Reb.	11	vs Denver 11/25/24
Assists	3	7 times
Steals	4	vs Cal St. Fullerton 02/06/25
Blocks	3	at Hawaii 01/16/25

				Field Goals		3-Point		F-Throws		Rebounds										Scoring	
SEASON	TEAM	GP-GS	MIN/AVG	FG-FGA	FG%	3FG-3FGA	3FG%	FT-FTA	FT%	OFF	DEF	TOT	AVG	PF-FO	A	TO	BLK	STL	PTS	AVG	
2023-24	BYU	1-0	8/7.8	1-6	.167	0-3	.000	0-0	.000	0	2	2	2.0	2-0	1	0	0	0	2	2.0	
2024-25	CSUN	32-20	925/28.9	201-382	.526	62-157	.395	50-68	.735	52	105	157	4.9	69-2	47	51	11	33	514	16.1	
2025-26	ASU	9-0	85/9.4	8-21	.381	4-15	.267	7-12	.583	3	13	16	1.8	8-0	0	3	1	2	27	3.0	
TOTAL FOR ASU		9-0	85/9.4	8-21	.381	4-15	.267	7-12	.583	3	13	16	1.8	8-0	0	3	1	2	27	3.0	
TOTAL		42-20	1018/24.2	210-409	.513	66-175	.377	57-80	.713	55	120	175	4.2	79-2	48	54	12	35	543	12.9	



KASH POLK

Forward
Freshman • 6-10
Argyle, Texas
Argyle



11 SINGLE GAME HIGHS

Points	
Reb.	
Assists	
Steals	
Blocks	

				Field Goals		3-Point		F-Throws		Rebounds									Scoring	
SEASON	TEAM	GP-GS	MIN/AVG	FG-FGA	FG%	3FG-3FGA	3FG%	FT-FTA	FT%	OFF	DEF	TOT	AVG	PF-FO	A	TO	BLK	STL	PTS	AVG
2025-26	ASU	4-0	2/0.5	0-0	.000	0-0	.000	0-0	.000	0	0	0	0.0	0-0	0	0	0	0	0	0.0
TOTAL		4-0	2/0.5	0-0	.000	0-0	.000	0-0	.000	0	0	0	0.0	0-0	0	0	0	0	0	0.0

**TREVOR BEST**

Guard
Sophomore • 6-3
Wilson, North Carolina
Word of God Christian Academy

12**SINGLE GAME HIGHS**

Points 18 vs BYU 02/26/25
Reb. 4 at Utah 03/01/25
Assists 2 vs BYU 02/26/25
Steals 2 vs BYU 02/26/25
Blocks



				Field Goals		3-Point		F-Throws		Rebounds				Scoring						
SEASON	TEAM	GP-GS	MIN/AVG	FG-FGA	FG%	3FG-3FGA	3FG%	FT-FTA	FT%	OFF	DEF	TOT	AVG	PF-FO	A	TO	BLK	STL	PTS	AVG
2024-25	ASU	11-0	141/12.8	13-32	.406	6-15	.400	8-12	.667	3	7	10	0.9	19-0	6	5	0	3	40	3.6
2025-26	ASU	6-0	50/8.4	3-9	.333	1-5	.200	6-9	.667	2	5	7	1.2	4-0	2	3	0	0	13	2.2
TOTAL		17-0	191/11.2	16-41	.390	7-20	.350	14-21	.667	5	12	17	1.0	23-0	8	8	0	3	53	3.1

**ANDRIJA GRBOVIC**

Forward
Junior • 6-11
Pljevlja, Montenegro

14**SINGLE GAME HIGHS**

Points 11 vs Oklahoma 12/6/25
Reb. 5 2 times, last at Hawai'i 11/20/25
Assists 1 vs USC 11/26/25
Steals 1 3 times, last at Hawai'i 11/20/25
Blocks 1 2 times, last vs Texas 11/24/25



				Field Goals		3-Point		F-Throws		Rebounds				Scoring						
SEASON	TEAM	GP-GS	MIN/AVG	FG-FGA	FG%	3FG-3FGA	3FG%	FT-FTA	FT%	OFF	DEF	TOT	AVG	PF-FO	A	TO	BLK	STL	PTS	AVG
2025-26	ASU	9-9	176/19.5	19-49	.388	12-32	.375	5-7	.714	8	18	26	2.9	21-0	1	2	2	3	55	6.1
TOTAL		9-9	176/19.5	19-49	.388	12-32	.375	5-7	.714	8	18	26	2.9	21-0	1	2	2	3	55	6.1

**NOAH MEEUSEN**

Guard
Sophomore • 6-5
Zandvliet, Belgium

15**SINGLE GAME HIGHS**

Points 8 vs Washington State 11/25/25
Reb. 6 vs Oklahoma 12/6/25
Assists 8 vs Oklahoma 12/6/25
Steals 3 at Hawai'i 11/20/25
Blocks



				Field Goals		3-Point		F-Throws		Rebounds				Scoring						
SEASON	TEAM	GP-GS	MIN/AVG	FG-FGA	FG%	3FG-3FGA	3FG%	FT-FTA	FT%	OFF	DEF	TOT	AVG	PF-FO	A	TO	BLK	STL	PTS	AVG
2025-26	ASU	6-0	131/21.9	10-21	.476	6-16	.375	2-3	.667	1	13	14	2.3	12-0	13	6	0	8	28	4.7
TOTAL		6-0	131/21.9	10-21	.476	6-16	.375	2-3	.667	1	13	14	2.3	12-0	13	6	0	8	28	4.7

**QUENTIN MCCOY**

Guard
Sophomore • 6-1
Chicago, Illinois
Lindblom

22**SINGLE GAME HIGHS**

Points
Reb.
Assists
Steals
Blocks



				Field Goals		3-Point		F-Throws		Rebounds				Scoring						
SEASON	TEAM	GP-GS	MIN/AVG	FG-FGA	FG%	3FG-3FGA	3FG%	FT-FTA	FT%	OFF	DEF	TOT	AVG	PF-FO	A	TO	BLK	STL	PTS	AVG
2024-25	ASU	6-0	5/0.9	0-1	.000	0-0	.000	0-0	.000	0	0	0	0.0	1-0	0	0	0	0	0	0.0
2025-26	ASU	3-0	2/0.5	0-0	.000	0-0	.000	0-0	.000	0	0	0	0.0	1-0	0	0	0	0	0	0.0
TOTAL		9-0	7/0.7	0-1	.000	0-0	.000	0-0	.000	0	0	0	0.0	2-0	0	0	0	0	0	0.0



ALLEN MUKEBA

Forward
Graduate • 6-8
Charleroi, Belgium
Napa Christian School
UMKC/Oakland

23

SINGLE GAME HIGHS

Points 23 at Green Bay 03/01/25
Reb. 14 vs FGCU 11/23/22
Assists 8 vs Calvary 11/14/22
Steals 3 6 times
Blocks 6 vs Green Bay 03/04/25

				Field Goals		3-Point		F-Throws		Rebounds				Scoring						
SEASON	TEAM	GP-GS	MIN/AVG	FG-FGA	FG%	3FG-3FGA	3FG%	FT-FTA	FT%	OFF	DEF	TOT	AVG	PF-FO	A	TO	BLK	STL	PTS	AVG
2022-23	KC	22-17	628/28.6	87-172	.506	5-27	.185	27-46	.587	57	109	166	7.5	52-2	36	51	25	24	206	9.4
2023-24	KC	32-7	476/14.9	103-191	.539	0-6	.000	29-59	.492	52	73	125	3.9	83-2	23	31	28	17	235	7.3
2024-25	Oak	33-33	1021/30.9	198-348	.569	0-1	.000	85-137	.620	96	153	249	7.5	104-5	75	77	46	27	481	14.6
2025-26	ASU	9-0	136/15.2	22-42	.524	1-3	.333	12-21	.571	10	18	28	3.1	24-1	7	7	9	5	57	6.3
TOTAL FOR ASU		9-0	136/15.2	22-42	.524	1-3	.333	12-21	.571	10	18	28	3.1	24-1	7	7	9	5	57	6.3
TOTAL		96-57	2262/23.6	410-753	.544	6-37	.162	153-263	.582	215	353	568	5.9	263-10	141	166	108	73	979	10.2



DAME SALANE

Center
Freshman • 7-1
Biella, Italy
Stafford (TX)

24

SINGLE GAME HIGHS

Points
Reb.
Assists
Steals
Blocks



MASSAMBA DIOP

Center
Freshman • 7-1
Rufisque, Senegal

35

SINGLE GAME HIGHS

Points 18 vs Utah Tech 11/9/25
Reb. 11 vs Georgia State 11/17/25
Assists 2 vs Southern Utah 11/04/25
Steals 2 2 times, last vs Gonzaga 11/14/25
Blocks 3 2 times, last vs Oklahoma 12/6/25

				Field Goals		3-Point		F-Throws		Rebounds				Scoring						
SEASON	TEAM	GP-GS	MIN/AVG	FG-FGA	FG%	3FG-3FGA	3FG%	FT-FTA	FT%	OFF	DEF	TOT	AVG	PF-FO	A	TO	BLK	STL	PTS	AVG
2025-26	ASU	9-9	242/26.9	40-66	.606	2-5	.400	24-36	.667	13	30	43	4.8	17-0	9	5	14	9	106	11.8
TOTAL		9-9	242/26.9	40-66	.606	2-5	.400	24-36	.667	13	30	43	4.8	17-0	9	5	14	9	106	11.8



JOVAN ICITOVIC

Forward
Freshman • 6-9
Belgrade, Serbia

70

SINGLE GAME HIGHS

Points
Reb.
Assists
Steals
Blocks



DESERT FINANCIAL ARENA



Desert Financial Arena is the home for Sun Devil men's and women's basketball as well as volleyball, gymnastics and wrestling. Constructed in the spring of 1974, the 14,198-seat facility also plays host to graduation ceremonies and a variety of concerts and shows. The arena contains offices and locker rooms for ASU basketball, along with space for weight training, a training room and an equipment room. Over the years, the arena has seen several upgrades, including the installation of a multimillion-dollar center-court video scoreboard featuring four 8-by-12-foot display screens, enhancing the experience for attendees. Throughout its history, Desert Financial Arena has been more than just a sports venue; it has been a gathering place for the ASU community and the broader Tempe area, reflecting the university's growth and commitment to providing quality facilities for its students and the

public. The arena was renamed to Desert Financial Arena after a multi-year agreement was announced on October 14, 2019 with Desert Financial Credit Union.

SEASON	GAMES	W	L	%	ATTENDANCE	AVERAGE	HIGH
2000-01	17	10	7	.588	120,782	7,105	13,440
2001-02	15	10	5	.667	105,689	7,046	13,581
2002-03	15	12	3	.800	126,277	8,418	14,421
2003-04	15	7	8	.467	135,041	9,003	14,518
2004-05	18	13	5	.722	149,650	8,314	14,141
2005-06	17	8	9	.471	114,435	6,731	12,782
2006-07	18	7	11	.389	124,756	6,931	13,244
2007-08	20	15	5	.750	160,152	8,008	13,947
2008-09	15	12	3	.800	140,314	9,354	14,123
2009-10	20	16	4	.800	150,510	7,526	13,966
2010-11	15	8	7	.533	101,576	6,772	10,189
2011-12	17	7	10	.412	91,993	5,411	7,864
2012-13	20	16	4	.800	122,860	6,143	10,900
2013-14	17	16	1	.941	113,680	6,687	10,699
2014-15	18	15	3	.833	107,730	5,985	10,876
2015-16	17	11	6	.647	98,718	5,807	8,044
2016-17	16	9	7	.563	104,011	6,501	10,176
2017-18	17	13	4	.765	180,251	10,603	14,233
2018-19	16	13	3	.813	168,602	10,538	14,731
2019-20	16	13	3	.813	148,019	9,251	13,500
2020-21	13	7	6	.538	COVID	COVID	COVID
2021-22	15	9	6	.600	119,596	7,973	13,233
2022-23	15	10	5	.667	121,058	8,071	13,363
2023-24	15	10	5	.667	124,572	8,317	14,129
2024-25	14	5	9	.357	121,021	8,644	13,544
2025-26	4	3	1	.750	29,316	7,329	10,016
Since 2000	415	275	140	.663	3,080,608	7,4273	14,731

STADIUM FACTS

Opened (Capacity) 1974 (14,198)

Total Attendance (Avg.) 29,316 (7,329)

Arena Dimensions 400 ft long x 340 ft wide

ALL-TIME LARGEST CROWDS

1.	14,733	Alabama %	3/15/75
2.	14,731	Arizona*	1/31/19
3.	14,592	Kansas*	12/22/18
4.	14,586	Arizona	3/5/77
5.	14,518	Arizona	1/3/04
6.	14,469	Ohio State%	3/9/80
7.	14,421	Arizona	2/22/03
8.	14,384	UCLA	1/16/81
9.	14,375	Arizona	3/8/76
10.	14,305	Arizona	1/5/95

% – NCAA Tournament Game

*Bobby Hurley Era

2025 LARGEST HOME CROWDS

1.	10,016	Gonzaga	11/14
2.	7,513	Southern Utah	11/4
3.	5,925	Georgia State	11/17
4.	5,862	Utah Tech	11/9