

2026 Sun Devil Baseball

GAME NOTES - TCU

ARIZONA STATE

12-4 (0-0 Big 12)
@ASU_Baseball
@TheSunDevils

WEEK FIVE

March 12-14
6:30 p.m./6:30 p.m./1 p.m. AZT
Phoenix Municipal Stadium
Phoenix, Ariz
WATCH: ESPN
LISTEN: KDUS 1060 AM

#17 TCU

10-6 (0-0 Big 12)
@TCU_Athletics
@TCU_Baseball



ASU_BASEBALL



SUN DEVIL BASEBALL



ASU_BASEBALL

MEDIA RELATIONS CONTACT
Jeremy Hawkes

jdhawkes@asu.edu | C:520-403-0121 | O:480-965-9544

#10 THINGS (Twitter-Friendly Notes)

- The Sun Devil pitchers have stranded 121 opponent runners on the basepath this season and have a 73.6 LOB percentage that is 27th-best in the country.
- ASU pitchers have been largely efficient at stymying the heart of opponent lineups, holding 3-4-5 hitters to a .225 average on the year (40th-lowest in D1).
- 55.2 of ASU's ABs this season have been considered quality (H, BB, SAC, SF, HBP, 8+ pitches, runner advanced or exit velo 95+) - 22nd-best in the country.
- Among team's playing at least 10 games this season, ASU's 100 strikeouts at the plate are tied for 20th-lowest in the country.
- Landon Hairston's 413.23 average distance on his homers is 10th among D1 players with 5+ home runs this season (176 total).
- Brody Briggs is credited with 2.97 runs saved this season with his blocking as a catcher - the fifth-highest total in the country.
- PJ Moutzouridis 3.04 pitches seen per plate appearance AFTER reaching two strikes is the third-highest total in the country (min. 50 PAs).
- The team is allowing a Z-Contact rate (pitches in zone where contact made/total pitches in zone) of just 47.4 percent, the 10th-lowest total in the country.
- ASU's 18.0-inch induced vertical break on its fastballs/sinkers this season is the seventh-highest total in the country.
- Arizona State's average bat speed of 72.49 MPH is 18th-best in the nation. Garrett Michel's average bat speed of 78.65 is 27th-best in the country.

#BYTHE NUMBERS

Sun Devil pitchers have posted an average fastball/sinker velocity of 93.0 this season, a total that currently sets good for eighth among all Division I programs. Arizona State also ranked ninth last season at 92.5. ASU ranked no higher than 28th in the category from 2019-2024 (28th in 2019 at 89.5 MPH). The only non-SEC team ranked ahead of ASU in the category is Wake Forest, which leads the country at a 94.0 MPH rate. ASU's overall average pitch velocity on all pitches is 88.5, good for seventh in the country. Among pitchers with at least 7.0 innings pitched this season, ASU has the No. 11 (Alex Overbay, 95.9), No. 14 (Derek Schaefer, 95.8) and No. 18 (Cole Carlon, 95.6) pitchers in the country in average fastball velo. ASU and Florida are the only team in the country with three ranked in the Top-25.

Conversely, Arizona State's average exit velocity at the plate this season is 91.0 MPH - good for the 12th-highest tally in Division I. The Sun Devils currently have a hard-hit ball average (exit velo over 95 MPH) of 46.0 percent, which is 24th in Division I baseball and the team's 142 hard-hit balls (exit velo over 95 MPH) are 17th. The Sun Devils have hit into a ton of tough luck this season with 43 hard-hit outs - the 38th-most in D1 baseball. ASU has put a barrel on 96 balls this season, good for 17th in the country. 201 percent of ASU's balls put into play this season have had an exit velocity over 95 MPH with a launch angle between 10-30 degrees, the 26th-highest percentage in the country. The team's 106 balls with an exit velo over 90 MPH with a launch angle between 10-30 degrees, which is 40th-most in the country.

With 10 home runs against LMU last weekend, the Sun Devils enter the week ranked eighth in the country with 33 homers, averaging 2.06 per game. ASU isn't getting a ton of cheapies either, as can be the case with many at a home venue like Muni. Among teams with at least 12 games played this season, ASU's 402.41 average HR distance is fifth-best in Division I baseball (min. 20 homers). Among players with at least three homers, Dominic Smaldino's 425.75-ft. average is 16th nationally. His 480.74-ft homer against Mississippi State at Globe Life is the second-longest recorded by a player this season. Landon Hairston's 460.71-ft homer against LMU Friday was the third-longest recorded home run at Phoenix Municipal Stadium since the team moved in 2015. It is the 13th-longest homer in the country this year.

Sun Devil pitchers aren't making it easy on opposing batters when the team attacking the zone this year, issuing a 23.9 whiff rate in the zone that ranks eighth-best in the country. The team's 32.4 overall swing and miss rate induced is 14th-best nationally. The team has been incredibly efficient at dropping its offspeed and breaking pitches into the zone 47.3 percent of the time - 32nd-best in the country. The Sun Devils ranked 184th in the country in that category (36.6) just two seasons ago, improving to 48th last season (40.5) and had ranked no higher than 87th (2020-shortened season excluded) from 2019-2024. Opponents are getting a barrel on the ball just 13.3 percent of the time, 30th-lowest nationally. ASU ranked 252nd-WORST in the category last year (19.0).

2026 SUN DEVIL BASEBALL SCHEDULE

Date/Time	Opponent	Location/Result
Fri, Feb 13, 6:35 p.m.	vs. Omaha*	W 7-2
Sat, Feb 14, 1:05 p.m.	vs. Omaha*	W 11-5
Sun, Feb 15, 1:05 p.m.	vs. Omaha*	W 6-4
Tue, Feb 17, 6:35 p.m.	vs. UConn*	W 17-7
Fri, Feb 20, 6:35 p.m.	vs. St. John's*	W 9-1
Sat, Feb 21, 1:05 p.m.	vs. St. John's*	W 3-1
Sun, Feb 22, 1:05 p.m.	vs. St. John's*	W 16-6
Tue, Feb 24, 4:00 p.m.	at #14 Oklahoma*	W 15-3 (7)
Wed, Feb 25, 4:00 p.m.	at #14 Oklahoma*	L 3-4
Fri, Feb 27, 10:00 a.m.	vs. #4 Mississippi State*	L 4-8
Sat, Feb 28, 10:00 a.m.	vs. #20 Tennessee*	L 3-5
Sun, Mar 1, 5:30 p.m.	#23 Texas A&M*	L 3-9
Fri, Mar 6, 6:35 p.m.	vs. LMU*	W 12-4
Sat, Mar 7, 6:35 p.m.	vs. LMU*	W 9-1
Sun, Mar 8, 1:05 p.m.	vs. LMU*	W 29-4
Tue, Mar 10, 6:35 p.m.	vs. Arizona*	W 10-4
Fri, Mar 13, 6:35 p.m.	vs. TCU**	Phoenix, AZ
Sat, Mar 14, 6:35 p.m.	vs. TCU**	Phoenix, AZ
Sun, Mar 15, 1:05 p.m.	vs. TCU**	Phoenix, AZ
Tue, Mar 17, 6:35 p.m.	vs. Grand Canyon*	Phoenix, AZ
Fri, Mar 20, 4:00 p.m.	at Kansas State*	Manhattan, KS
Sat, Mar 21, 2:00 p.m.	at Kansas State*	Manhattan, KS
Sun, Mar 22, 11:00 a.m.	at Kansas State*	Manhattan, KS
Mon, Mar 23, 6:05 p.m.	at UNLV	Las Vegas, NV
Wed, Mar 25, 6:35 p.m.	vs. New Mexico State	Phoenix, AZ
Fri, Mar 27, 6:35 p.m.	vs. West Virginia*	Phoenix, AZ
Sat, Mar 28, 6:35 p.m.	vs. West Virginia*	Phoenix, AZ
Sun, Mar 29, 5:05 p.m.	vs. West Virginia*	Phoenix, AZ
Mon, Mar 30, 6:35 p.m.	vs. San Diego State	Phoenix, AZ
Thu, Apr 2, 6:05 p.m.	at Arizona*	Tucson, AZ
Fri, Apr 3, 6:05 p.m.	at Arizona*	Tucson, AZ
Sat, Apr 4, 6:05 p.m.	at Arizona*	Tucson, AZ
Tue, Apr 7, 6:05 p.m.	at Grand Canyon University	Phoenix, AZ
Wed, Apr 8, 6:35 p.m.	vs. UNLV	Phoenix, AZ
Fri, Apr 10, 6:35 p.m.	vs. Utah*	Phoenix, AZ
Sat, Apr 11, 6:35 p.m.	vs. Utah*	Phoenix, AZ
Sun, Apr 12, 1:05 p.m.	vs. Utah*	Phoenix, AZ
Mon, Apr 13, 6:35 p.m.	vs. Arizona	Phoenix, AZ
Thu, Apr 16, 5:00 p.m.	at BYU*	Provo, UT
Fri, Apr 17, 5:00 p.m.	at BYU*	Provo, UT
Sat, Apr 18, 12:00 p.m.	at BYU*	Provo, UT
Wed, Apr 22, 6:35 p.m.	vs. New Mexico State	Phoenix, AZ
Fri, Apr 24, 6:35 p.m.	vs. Baylor*	Phoenix, AZ
Sat, Apr 25, 6:35 p.m.	vs. Baylor*	Phoenix, AZ
Sun, Apr 26, 1:05 p.m.	vs. Baylor*	Phoenix, AZ
Fri, May 1, 3:00 p.m.	at UCF*	Orlando, FL
Sat, May 2, 3:00 p.m.	at UCF*	Orlando, FL
Sun, May 3, 10:00 a.m.	at UCF*	Orlando, FL
Tue, May 5, 10:00 a.m.	at Missouri	Columbia, MO
Fri, May 8, 6:05 p.m.	vs. Oklahoma State*	Phoenix, AZ
Sat, May 9, 6:05 p.m.	vs. Oklahoma State*	Phoenix, AZ
Sun, May 10, 1:05 p.m.	vs. Oklahoma State*	Phoenix, AZ
Tue, May 12, 6:05 p.m.	at Grand Canyon University	Phoenix, AZ
Thu, May 14, 4:30 p.m.	at Houston*	Houston, TX
Fri, May 15, 4:30 p.m.	at Houston*	Houston, TX
Sat, May 16, 11:00 a.m.	at Houston*	Houston, TX
Wed, May 20, 9:00 a.m.	Big 12 Tournament	Surprise, AZ
Sat, May 23, 9:00 a.m.	Big 12 Tournament	Surprise, AZ

All times Arizona time

* - Indicates a Big 12 Conference game

- Indicates a ESPN/ESPN2 Network Game

^ - Indicates a ESPN+ Live Stream Game

& - Indicates a FloSports Live Stream Game

PROJECTED STARTERS

ASU	ERA	W-L	IP	SO	BB	Opp. Avg.
LHP Cole Carlon	3.00	2-1	21.0	29	6	.182
RHP Alex Overbay	0.69	0-0	13.0	18	6	.234
RHP Kole Klecker	4.50	2-0	14.0	15	3	.220

TCU	ERA	W-L	IP	SO	BB	Opp. Avg.
LHP Mason Brassfield	6.75	2-1	14.2	23	9	.290
RHP Lance Davis	6.61	0-2	16.1	11	4	.266
RHP Trevor Baumler	5.19	0-0	8.2	6	4	.200

2026 Sun Devil Baseball

QUICK FACTS/MEDIA INFORMATION

GENERAL INFORMATION

Location.....	Tempe, Ariz.
Founded.....	1885
Enrollment.....	194,000
Nickname.....	Sun Devils
School Colors.....	Maroon and Gold
Home Field.....	Phoenix Municipal Stadium
Capacity.....	5,300
Muni Dimensions.....	Lines: 333 (LF) 334 (RF) Alleys: 385 CF: 395
Surface.....	Grass
Affiliation.....	NCAA Div. I
Conference.....	Big 12
President.....	Dr. Michael Crow
Director of Athletics.....	Graham Rossini
Athletic Dept. Phone.....	(480) 965-3482
Ticket Office Phone.....	(480) 727-0000
Athletics Department Address.....	Carson Student-Athlete Center
.....	500 East Veteran's Way
.....	P.O. Box 872505
.....	Tempe, AZ 85287-2505

PROGRAM HISTORY

First Year of Baseball.....	1907 (7-2)
Start of NCAA Baseball.....	1959 (28-18-1)
All-Time Record.....	3081-1599-8 (658)*
Modern Era Record (Since Joining NCAA).....	2748-1254-4 (686)*
National Championships.....	5 ('65, '67, '69, '77, '81)
Years in CWS/Last.....	22 (2010)*
All-Time CWS Record.....	61-38 (616)*
NCAA Appearances/Last.....	42 (2025)*
NCAA Tournament Record.....	172-84 (672)*
Best Record All-time.....	64-6 (914) - 1972
Last All-Americans.....	2024 (2)
.....	Kien Vu (NCBWA, 3rd Team, Ryan Campos (ABCA, 3rd Team)

* - ASU vacated 44 wins, the Pac-10 title and the College World Series appearance from 2007. Records do not reflect the vacations.

COACHING STAFF

Head Coach.....	Willie Bloomquist (5th Season)
Alma Mater.....	Arizona State (1999)
Career Record/Record at ASU (Years).....	138-109 (5th Season)
Pitching Coach.....	Jeremy Accardo (2nd Season)
Assistant Coach/Recruiting Coordinator.....	Sam Peraza (5th Season)
Assistant Coach/Hitting Coach.....	Jason Ellison (2nd Season)
Assistnt Coach /Catchers.....	Dan Jaffe (4th Season)
Bench Coach/Infield Coach.....	Mike Goff (5th Season)
Director of Player Development and Recruiting.....	Sean McSheffery (3rd Season)
Director of Pitching Development & Analytics.....	Chance Daquila (1st Season)
Video Director Head Student Manager.....	Colin Norkevicius (4th Season)
Strength & Conditioning.....	Ted Henson (4th Season)
Athletic Trainer.....	Jesse Lowman (12th Season)

SPORTS INFORMATION

Baseball Contact.....	Jeremy Hawkes (9th Season) /14th Season)
Office.....	480-965-9544
Cell.....	520-403-0121
E-Mail.....	jdhawkes@asu.edu
Director of Sports Information.....	Doug Tammaro
Email.....	tammaro@asu.edu

2025 RECAP

Overall Record.....	36-24
Conference record.....	18-12
Home record.....	26-9
Away record.....	9-12
Neutral site record.....	1-3
Postseason.....	NCAA Regional (Los Angeles)
Final national finish.....	T-33rd
Conference finish.....	T-4th
Players Drafted.....	9

MEDIA INFORMATION

Credentials

All credential requests should be sent via email to Jeremy Hawkes (jdhawkes@asu.edu).

Interview Policy

Sun Devil Baseball's weekly media availability will vary week-to-week based on the season's schedule but primarily be based around the 30+ home games. Media Relations Director Jeremy Hawkes will reach out each week to confirm availability dates. Media planning to attend must contact Jeremy Hawkes (520-403-0121/jdhawkes@asu.edu) ahead of time and inform him of their plans or to be added to the distribution list.

Throughout the season's schedule, ASU will host postgame interviews in the Omaha Room after each game. Media members should request players at the beginning of the ninth inning. Please contact Jeremy Hawkes or a member of the media relations staff in the press box to coordinate those interviews. Media members who wish to schedule an interview outside of practice must contact Jeremy Hawkes.

Media members may request one-on-ones for feature/human interest stories postgame after any game.

Photography/Videography

Accommodations for B-Roll purposes at practice can be made through Jeremy Hawkes (jdhawkes@asu.edu). During games, credentials must be worn in plain view throughout the game and all photographers must adhere to painted lines and instructions given by security personnel and/or Arizona State staff members at all times. At no point during game action should a member of the media be on the field of play. Contact Jeremy Hawkes for any details regarding shooting game action.

2026 Media Coverage

The vast majority the Sun Devils games this season will be available to fans via ESPN+ with a select few through linear ESPN channels.

The Sun Devil Sports Radio Network is scheduled to broadcast over 40 Sun Devil Baseball games this season between KDUS AM 1060 and other affiliated radio stations. Fans can listen to the broadcasts on the radio or via the TuneIn app on thesundevils.com. Links to the streaming audio can be found on the online baseball schedule.

Tim Healey is set to serve his 29th season as the "Voice of the Sun Devils" on baseball broadcasts and will be joined for the seventh-straight season by color analyst Max Rossiter, who was an all-conference catcher for the Devils from 2012-13.

2026 Sun Devil Baseball

GAME NOTES/QUICK ROSTERS

PHOENIX -- With the non-conference slate of series out of the way, Sun Devil Baseball sets its sights on the next part of its season, beginning Big 12 play this weekend as it welcomes pre-season league favorite No. 17 TCU to Phoenix Municipal Stadium for a three-game series beginning Friday, March 13. The series will get underway with 6:30 p.m. AZT first pitches on Friday and Saturday and concluding with a 1 p.m. first pitch on Sunday.

FOLLOW THE ACTION

- All games this weekend will be streamed online through ESPN+. Braiden Bell and Jody Jackson will provide the commentary throughout the weekend. Fans can check with their local cable or internet providers to see if they are on an ESPN+ plan or visit <https://plus.espn.com/to/sign-up>.
- All contests this week will also be broadcast live over local airwaves on KDUS 1060 AM with Jeff Munn and Max Rossiter on the call.
- Fans are encouraged to follow along in-game content and schedule updates throughout the weekend on the Sun Devil Baseball Twitter account (@ASU_Baseball).

A LOOK BACK - LMU/ARIZONA

- There was no shortage of offensive fireworks as the Sun Devils routed the LMU Lions three times en route to a series sweep at Muni this past weekend with wins of 12-4, 9-1 and an truly lopsided 29-4 outing to cap the weekend off. ASU then tacked on a 10-4 victory over rival Arizona in a Tuesday midweek effort.
- The Sun Devils put up 29 runs in a historic offensive showing on Sunday afternoon, tied for the sixth-most in a single game in program history. It was the most since scoring 30 vs. Western Illinois on March 13, 2005. The 25-run margin of victory was tied for the eighth-largest in program history as well. The 29 runs surpassed LMU's previous program record of runs allowed of 25 set back in 2002.
- The contest was tied for the sixth-most runs scored by a team in Division I this season. Of those six other instances, LMU was the only team currently ranked in the Top-150 in D1 RPI. ASU is the first Big 12 team to break 25 runs this season.
- With it happening multiple times this weekend, the Sun Devils have struck out double-digit batters eight times this season (and struck out 39 overall batters on the weekend). The Sun Devils have reached double digit hits 10 times this season. Of ASU's 50 hits this past weekend, 21 went for extra bases (10 doubles, 1 triple, 10 homers).
- ASU six home runs Sunday were tied for the third-most in program history. The six home runs tied for the most allowed by LMU in program history. The six homers are tied for the seventh-most by a team this season.
- Five of ASU's Top-10 single game home run totals have come under Willie Bloomquist (School Record 8 vs. BYU in 2025, 6 today, 6 vs. GCU and BYU in 2025 and 6 vs. Oregon in 2023).
- Arizona starting pitcher Collin McKinney has given up 35 earned runs over 18 appearances over the last two seasons. Seven of those (20.0 percent) have come against ASU in just 6.1 innings..
- While Arizona's record has been lackluster this season, the team had still by-and-large pitched the ball pretty well with a 4.50 ERA on the year entering Tuesday. ASU 10 runs against the Wildcats were tied for the second-most allowed by Arizona this season.
- Arizona's Nate Novitske had been the one dominant offensive force for the Wildcats this season with his .440 batting average entering the night ranked third in the Big 12 and 43rd nationally. The Sun Devils held him to an 0-for-5 night with three strikeouts. It was just the second game this season Novitske had been held hitless and the only game he had not reached base in his young career.

NUMERICAL QUICK ROSTER

No.	Name	Pos	B/T	Yr.
2	Zavorek, Beckett	INF	R/R	So.
3	Hairston, Landon	OF	L/L	So.
4	Polk, Matt	OF	R/R	Gr.
5	Lewis, Brenden	INF	R/R	Fr.
6	Contrades, Nu'u	INF	R/R	R-Jr.
7	Darrah, Ryan	OF	R/R	Fr.
8	Myers, Sam	OF	L/L	Jr.
9	Briggs, Brody	C	L/R	R-So.
10	Moutzouridis, PJ	INF	R/R	Jr.
11	Barrett, Easton	LHP	L/L	So.
12	Alba, Jaden	RHP	R/R	Jr.
13	Niclai, Coen	C	R/R	So.
14	Carlson, Cole	LHP	L/L	Jr.
15	Overbay, Alex	RHP	R/R	Jr.
16	Halvorson, Wyatt	RHP	R/R	Jr.
17	McGary, Ky	OF	R/R	So.
18	Leach, Finn	INF	L/R	Fr.
19	Edwards, Finn	RHP	R/R	So.
20	Schaefer, Derek	RHP	R/R	Jr.
21	Musso, Austin	RHP	R/R	Fr.
22	Buxton, Eli	RHP	R/R	So.
23	Longo, Dominic	OF/INF	R/R	Jr.
24	Roellig, Austen	INF	R/R	R-So.
25	Smaldino, Dominic	INF	R/R	Jr.
26	Anello, Nick	RHP	R/R	Sr.
27	Klecker, Kole	RHP	R/R	Sr.
28	Michel, Garrett	INF	L/R	R-Jr.
29	Brown, Tommy	C	R/R	Fr.
31	Linder, Colin	RHP	L/R	R-Jr.
32	Butler, Josh	RHP	R/R	Jr.
35	Louck, Brady	LHP	L/L	Jr.
36	Clouser, Cooper	C	L/R	Fr.
37	Guy, Colby	RHP	R/R	Gr.
38	Fitzpatrick, Sean	LHP	L/L	Sr.
39	Caruso, Ryan	RHP	R/R	Fr.
40	Rodriguez, Marcelo	RHP	R/R	Fr.
41	Penn, Taylor	RHP	R/R	So.
44	Durst, Jaxsyn	OF	L/L	Fr.
46	Olivera, Brandon	RHP	R/R	R-So.
54	Higgins, Ashton	RHP	R/R	Fr.
55	Toigo, Dean	OF	L/R	5Yr.

ALPHABETICAL QUICK ROSTER

No.	Name	Pos.	B/T	Yr.
12	Alba, Jaden	RHP	R/R	Jr.
26	Anello, Nick	RHP	R/R	Sr.
11	Barrett, Easton	LHP	L/L	So.
9	Briggs, Brody	C	L/R	R-So.
29	Brown, Tommy	C	R/R	Fr.
32	Butler, Josh	RHP	R/R	Jr.
22	Buxton, Eli	RHP	R/R	So.
14	Carlson, Cole	LHP	L/L	Jr.
39	Caruso, Ryan	RHP	R/R	Fr.
36	Clouser, Cooper	C	R/R	Fr.
6	Contrades, Nu'u	INF	L/R	R-Jr.
7	Darrah, Ryan	OF	R/R	Fr.
44	Durst, Jaxsyn	OF	L/L	Fr.
19	Edwards, Finn	RHP	R/R	So.
38	Fitzpatrick, Sean	LHP	L/L	Sr.
37	Guy, Colby	RHP	R/R	Gr.
3	Hairston, Landon	OF	L/L	So.
16	Halvorson, Wyatt	RHP	R/R	Jr.
54	Higgins, Ashton	RHP	R/R	Fr.
27	Klecker, Kole	RHP	R/R	Sr.
18	Leach, Finn	INF	L/R	Fr.
5	Lewis, Brenden	INF	R/R	Fr.
31	Linder, Colin	RHP	L/R	R-Jr.
23	Longo, Dominic	OF/INF	R/R	Jr.
35	Louck, Brady	LHP	L/L	Jr.
17	McGary, Ky	OF	R/R	So.
28	Michel, Garrett	INF	L/R	R-Jr.
10	Moutzouridis, PJ	INF	R/R	Jr.
21	Musso, Austin	RHP	R/R	Fr.
8	Myers, Sam	OF	L/L	Jr.
13	Niclai, Coen	C	R/R	So.
46	Olivera, Brandon	RHP	R/R	Fr.
15	Overbay, Alex	RHP	R/R	Jr.
41	Penn, Taylor	RHP	R/R	So.
4	Polk, Matt	OF	R/R	Gr.
40	Rodriguez, Marcelo	RHP	R/R	Fr.
24	Roellig, Austen	INF	R/R	R-So.
20	Schaefer, Derek	RHP	R/R	Jr.
25	Smaldino, Dominic	INF	R/R	Jr.
55	Toigo, Dean	OF	L/R	5Yr.
2	Zavorek, Beckett	INF	R/R	So.

2026 Sun Devil Baseball

GAME NOTES

ON DECK - TCU

- The Sun Devils and Horned Frogs have played 15 times in history, entering the weekend with ASU holding a slim 8-7 overall advantage. After dropping the Friday opener last season in Fort Worth, the Sun Devil offense erupted for 38 runs over the final two games to take the series.
- The 26 runs scored by ASU in the Saturday game last year were tied for the most ever allowed by TCU in a game while ASU's 28 hits were the most ever allowed by the Horned Frogs. It was the most runs scored by an ASU team in a conference game since scoring 32 against Arizona in 2000.
- TCU, winners of eight of its last nine games, completed a 7-1 homestand with two series wins and two mid-week victories. TCU remains ranked in four of five major polls, coming in as high as No. 14 in the Baseball America poll.
- TCU leads the Big 12 and ranks 15th nationally with 114 walks. Seven times they have drawn more walks than they have struck out in a game. TCU is averaging 10.7 runs per game over the last nine games.

NOLUMP OF COLE

- Cole Carlon has shown no signs that moving to a starting role has fazed him this season, picking up a winning decision in each of his first two starts and entering the weekend with 2-1 mark with a 3.00 ERA over 21.0 innings pitched with 29 strikeouts to six walks and just a .182 average against.
- Among pitchers with at least 100 sliders thrown this season, Carlon's .147 average against on the pitch is the 19th-lowest in the country.
- He has induced an in-zone whiff percentage of 48.1 percent on the slider that is the highest of any pitcher in the country that has thrown it at least 100 times this season (CBU's M. Malki at 44.2 on 132 sliders is next). Batting are making contact in the zone just 54.0 percent of the time, which is the fourth-lowest total in the country.
- His 60.5 overall slider whiff percentage (including sliders out of the zone) is fourth in the country among those with 100+ thrown. He had gotten batters to chase out of the zone 41.3 percent of the time, ninth-best in the country.
- His 86.1 MPH average velo on the slider is fourth in the nation among pitchers with at least 100 sliders thrown.
- Additionally, his 95.6 MPH fastball/sinker average velocity is seventh-best among pitchers with 18.0+ innings of action this season. His fastest velo of the season of 98.4 is the ninth-fastest pitch thrown by a pitcher with at least 18.0 innings of work this season.
- Carlon's overall whiff rate on pitches in the zone of 34.8 percent is eighth among all pitchers with 18+ innings of work (430 total). His 43.4 overall miss percentage is 11th in the country.
- Carlon became one of the top relievers in college baseball last year, earning All-America honors from the NCBWA to become ASU's 135th all-time All-American. He also earned All-Big 12 first team recognition and was named the Collegiate National Team for USA Baseball.

- Carlon received a slew of preseason recognition coming into 2026 with a trophy case that includes being D1 Baseball's #9 Big 12 2026 Draft Prospect, D1 Baseball's #68 of Top 200 starting pitchers, a 3rd Team NCBWA Division 1 Preseason All-American, Baseball America's #8 Big 12 2026 Draft Prospect, Baseball America's 3rd Team Preseason All-American (Relief Pitcher) and on the Big 12 Preseason Team (Relief Pitcher).
- Last season, Among D1 pitchers with at least 500+ pitches in the regular season, Carlon's 41.9 whiff percentage was 2nd in the nation. His 55.3 whiff percentage on his slider was fifth among pitchers who threw it at least 150 times.
- Carlon allowed just 16 hits in his last 33.2 innings of work in the regular season, and 68 of those 102 outs came via strikeout. Carlon had a 2.82 ERA in the regular season with a 3-1 record and three saves, and only a paltry .147 batting average against over 51.0 innings.
- He had 82 strikeouts in the regular season, third on the Sun Devils, 10th in the Big 12 and 105th in the nation - but notable as all came out of the bullpen. Of the 117 players in D1 baseball to record 80 strikeouts in the regular season, Carlon accomplished the feat in the second fewest innings of work (Vanderbilt's Connor Fennell, 82 in 50.1 innings).

THINGS ARE GETTING A BIT HAIR-Y

- Landon Hairston has not experienced any sort of sophomore slump in Year Two with the program, quickly establishing himself as one of the elite pure hitters in the country.
- Hairston enters the weekend having homered in three consecutive games. His eight doubles this season are second in the Big 12 and 27th nationally and his six homers are fourth in the Big 12 and just outside the Top-50 in the country.
- Hairston's 1.391 OPS is currently 20th in the country (min. 3 PA per game) while his .864 slugging percentage sits 21st. Of his 25 hits this season, 14 have gone for extra bases (8 doubles, 6 homers).
- Hairston had just one extra-base hit through his first 27 games as a Sun Devil. In his 49 games since, he has 28 extra-base hits. He has had just four games this season WITHOUT an extra base hit.
- His 413.23 average distance on his homers is 10th among D1 players with 5+ home runs this season (176 total).
- Hairston's 86.4 average FORWARD exit velocity is currently 60th among all players with at least averaging 3+ PAs per game (2,036 total).
- He has recorded 20 hard-hit balls on the year (balls with an exit velocity over 95 MPH), tied for 57th among all Division I players (min. 3 PA per game).
- Landon Hairston became ASU's 38th Freshman All-American last season, as selected by the NCBWA and was named to the All-Big 12 first team as a utility player and to the Big 12 All-Freshman team.
- Hairston's preseason recognition includes being ranked D1 Baseball's #101 of the Top 150 outfielders, D1 Baseball's #4 Big 12 2027 Draft Prospect and also to the Big 12 Preseason Team.

- Last season, Hairston finished the regular season last year eighth in the Big 12 with his .362 average - also good for eighth among all freshmen nationally and 2nd among freshmen in a Power Four conference. His .485 OBP was fourth in the league and 13th among all freshmen in the nation during the regular season and fourth among Power Four freshmen.
- Hairston was easily ASU's best player in advancing runners, doing so at a .638 clip - 34 points higher than anyone else on the team during the regular season. He was second on the team with his .441 average with runners in scoring position (26-for-59) in the regular season.
- Hairston became an everyday fixture in the outfield for ASU despite coming to the program as a corner infielder and is 70-for-72 on defensive chances with two errors and a team-leading three outfield assists.

TOIG-A PARTY

- Dean Toigo was voted by the Big 12 coaches as the conference's Preseason Newcomer of the Year and after somewhat of slow start, that honorific has started to look more fitting.
- Toigo has homered in three-straight games for the Sun Devils and is up to six homers on the year, tied for fourth in the Big 12 and 51st nationally.
- After having just eight hits in the first 10 games of the season, Toigo has seven in the last six to bring his season average up to .268.
- Toigo's OBP is nearly 150 points higher than his average at .406, due in large part to being a magnet for the baseball as his six HBPs this season are fourth in the Big 12.

DOM.COM

- Dominic Longo has been a standout for the Sun Devils despite not being in ASU's opening night lineup, currently fourth on the team with his .348 average.
- Of Longo's 16 hits on the season, 10 have been for extra bases (six homers, four doubles). His 1.290 OPS on the season is eighth in the Big 12 and 46th in the country.
- Longo is tied for fourth in the Big 12 with his six homers on the season. His .826 slugging percentage on the year is sixth in the Big 12.
- Longo leads the team in seeing 4.11 pitches per at bat this season.

BIGGIE SMALS

- New Sun Devil infielder Dominic Smaldino is anything but small, giving his teammates a 6-6, 230-pound target over at first base.
- Of the D1 baseball players with over 50 at-bats this season (1,832 total), Smaldino's 95.6 average exit velocity is 37th in the country and his 65.7 hard-hit ball average (exit velo 95+) is 39th.
- Smaldino's 425.75 average home run distance is 16th in the country among players with at least three homers this year.
- Smaldino' mammoth blast against Mississippi State at Globe Life Field was officially logged at 480.74 feet, the second-longest RECORDED homer by any Division I player this season and the longest recorded by a Sun Devil since 2019.

MOUTZ SEE TV

- PJ Moutzouridis (pronounced MOOT-zerr-EE-diss) is another Sun Devil quiet putting up a solid start to the season.
- Moutzouridis has seen a team-best 76 pitches with two strikes this season - 10 more than any of his teammates - and despite that, has struck out just eight times. His 3.94 pitches faces per AB are second the team as well.
- HOWEVER, it's his ability to battle back from early holes in the count that has stood out. With two strikes on the board, Moutzouridis' 3.04 pitches seen per plate appearance is the third-HIGHEST total in the country (among batters with 50+ plate appearances)
- His 20 balls fouled off with two strikes also easily pace the team.
- Faced with two strikes AND two outs in a plate appearance, Moutzouridis is batting .333 on the season.
- His .375 overall average with two outs is third on the Sun Devils.

NOT SO NU'U ANYMORE

- Nu'u Contrades represents ASU's most veteran presence as he enters his fourth year with the program - a rarity in the modern age of college baseball. Contrades was selected by his teammates as a Co-Captain of the 2026 squad entering the year.
- Unfortunately the veteran will be down a couple games while dealing with a hamstring injury sustained in the finale against LMU. All stats below refer to where Contrades stood entering the TCU weekend.
- Entering the TCU weekend, Contrades was 11th in the Big 12 with 20 RBIs while ranking eighth in the league with a .755 slugging percentage.
- With only five strikeouts this season, Contrades is striking out just once ever 10.6 ABs on the season, the third-lowest mark in the Big 12. Last season, he notably struck out just 30 times - compared to 28 walks - on 181 ABs on the year (16.6 percent) after striking out 51 times with just 9 walks his freshman season on 217 ABs (23.5 percent).
- On the flip side of the ball, Contrades is credited with saving 3.09 runs on infield ground balls this season, good for 34th in the nation but third among all second basemen.
- Contrades made his long awaited return to the diamond last season after missing the majority of 2024 season with a back injury. He entered last season on D1Baseball's sixth-ranked third baseman in the country and the No. 22 MLB Draft prospect in the Big 12. Contrades has shifted over to second base this season. He was ranked by D1Baseball as the #21 second basemen in the country entering the year.
- Unfortunately, after a strong season for the majority of last year, Contrades missed ASU's final month of the season with a hand injury. Prior to the injury, Contrades was reaching base at a .416 clip over his .309 average while posting 15 doubles, three triples and six homers. His 24 extra-base hits were tied for second on the team at the time
- He ranked third in the Big 12 at the time with those 15 doubles and tied for second in the Big 12 with nine doubles in conference-only games.
- Contrades played exceptionally well at the hot corner, and was

2026 Sun Devil Baseball

GAME NOTES

second on the team in defensive assists prior to the injury with 75 - the most among Big 12 third baseman

- Contrades was 14-for-15 on stolen bases last year, bringing his career tally to 23-of-26. The 14 stolen bases were tied for 9th in the Big 12 at the time of the injury
- Contrades batted out of the leadoff position often last year and reached on 21-of-51 (.412) leadoff opportunities
- He was named the Big 12 Co-Player of the Week for his efforts against Oral Roberts, where he homered three times and batted at a .385 average with five RBIs and six runs scored.

NEXT MAN UP

- With Contrades down for an undisclosed amount of time, the Sun Devils now look to Austen Roellig and Beckett Zavorek to step up in his absence and early returns have been exceptional.
- Since being thrown into the fire as a pinch runner after Contrades went down in the first inning Sunday against LMU, Roellig has answered the call with six hits in his eight at-bats since that moment. He has scored six runs and added three RBIs and has only had two plate appearances where he didn't reach base OR have an RBI.
- After having just four hits in his first eight games this season, Zavorek has five in the last four games alone - including his first career triple and home run. Three of his five hits in his four-game hitting streak have gone for extra bases and all three of those resulted in RBIs - of which he has four in the the last three games.
- Zavorek leads the team with his .462 average with two outs on the board this season.

LASER SHOW

- Arizona State's average exit velocity at the plate this season is 91.0 MPH - good for the 12th-highest tally in Division I.
- The Sun Devils currently have a hard-hit ball average (exit velo over 95 MPH) of 46.0 percent, which is 24th in Division I baseball and the team's 142 hard-hit balls (exit velo over 95 MPH) are 17th.
- The Sun Devils have hit into a ton of tough luck this season (and great defensive plays) with 43 hard-hit outs - the 38th-most in D1 baseball.
- ASU has put a barrel on 96 balls this season, good for 17th in the country.
- 20.1 percent of ASU's balls put into play this season have had an exit velocity over 95 MPH with a launch angle between 10-30 degrees, the 26th-highest percentage in the country.
- The team's 106 balls with an exit velo over 90 MPH with a launch angle between 10-30 degrees, which is 40th-most in the country.

A DISCIPLINED APPROACH

- The Sun Devils have recorded a 55.2 quality at-bat percentage this season (plate appearance with an exit velo over 95 MPH, ending in a hit, walk, sac bunt, sac fly or HBP, is eight pitches or longer, or moves the runner). That total is currently tied for 22nd nationally.
- ASU has done a good job of not taking pitches for strikes in the zone,

with an in-zone swing percentage of 71.2 percent that is 11th in the country.

- Among D1 teams with at least 10 games played this season, ASU's 100 strikeouts offensively are the 20th-fewest in the country.
- The team has just 31 strikeouts looking on the season, which is also among the 50-lowest totals in the country.

THE HEAT SHEETS

- Sun Devil pitchers have posted an average fastball/sinker velocity of 93.0 this season, a total that currently sets good for eighth among all Division I programs.
- Arizona State also ranked ninth last season at 92.5. ASU ranked no higher than 28th in the category from 2019-2024 (28th in 2019 at 89.5 MPH).
- The only non-SEC team ranked ahead of ASU in the category is Wake Forest, which leads the country at a 94.0 MPH rate.
- ASU's overall average pitch velocity on all pitches is 88.5, good for seventh in the country.
- Among pitchers with at least 7.0 innings pitched this season, ASU has the No. 11 (Alex Overbay, 95.9), No. 14 (Derek Schaefer, 95.8) and No. 18 (Cole Carlon, 95.6) pitchers in the country in average fastball velo. ASU and Florida are the only team in the country with three ranked in the Top-25 in the category.
- For perspective, from 2019-2025 the Sun Devils had just two players TOTAL that averaged 95+ MPH fast balls for a season (Lucas Kelly and Will Koger, both last season).
- The team's 83.9 MPH average on its sliders is sixth best in the country and its 88.2 MPH average on cutters is fourth. Heck, even the team's 83.8 MPH velo on its changeups is 19th best. For perspective, ASU's 2019 team's average FASTBALL velocity was 89.4 miles per hour.

FITZ-MAGIC

- Sean Fitzpatrick enters his fourth season of college baseball and third season with the Sun Devils and was elected a team captain by his teammates entering this season. The southpaw - whose numbers don't necessarily reflect his impact on the mound - has bulked up over the offseason and it has resulted in a noticeable uptick in velocity.
- Fitzpatrick has record 21 outs this season and 12 of those have come by way of strikeout. Among pitchers with 7.0+ innings of work, his 15.43 K/9 is tied for 44th-lowest in the country.
- The veteran has allowed just two hits this season over 7.0 innings of work with no earned runs allowed - one of just 59 players yet to allow a run with 7.0+ innings on the season. His two hits allowed are tied for the ninth-lowest among those pitchers.
- He has inherited a team-high eight baserunners this season and has yet to allow any to score.

YOUR BEST SALES PITCH

- Sun Devil pitching coach Jeremy Accardo's addition to the staff paid immediate dividends last season and continues to excel this season.
- The team is hovering around the top-50 in lowest batting average allowed (52nd, .235), and ERA (52nd, 4.01).
- The Sun Devils have been barreled up on the mound just 13.3 percent of the time, the 30th-lowest total in the country. ASU ranked 252nd-WORST in the category last year (19.0).
- The team is inducing a 23.9 whiff rate on pitches in the zone that is eighth in the country while the 32.4 OVERALL miss rate is 14th overall.
- The team is allowing a Z-Contact rate (pitches in the zone where contact was made divided by total pitches in the zone) of just 47.4 percent, the 10th-lowest total in the country.
- The team has been incredibly efficient at dropping its offspeed and breaking pitches into the zone 47.3 percent of the time - 32nd-best in the country. The Sun Devils ranked 184th in the country in that category (36.6) just two seasons ago, improving to 48th last season (40.5) and had ranked no higher than 87th (2020-shortened season excluded) from 2019-2024.
- Opponents are missing (swing and miss/total swings) that offspeed/breaking stuff 41.7 percent of the time - the 22nd-highest total in the country.
- Last season, ASU had seven pitchers with 10.0+ innings pitched and a sub-4.55 ERA in the regular season. In 2024, the team had just a single player that met that criteria.
- ASU's overall team WHIP was 78th nationally at 1.48 last year. While not eye popping, it was notable as the team had not finished in the Top-100 in the category since 2012 (6th, 1.17). In fact, ASU has been outside the Top-200 five different times since then and outside the Top-150 eight times.
- The team's strikeout-to-walk ratio of 2.44 ranked 36th in the nation. The Sun Devils had not ranked in the Top-100 in that category in a non-COVID season since the 2015 campaign where ASU checked in at 79th in the nation with a ratio of 2.20.
- ASU was first in the Big 12 with a 11.3 K/9 average last season, good for third nationally. The Sun Devils struck out double digit batters in 37 of 60 games.
- ASU was one of just three schools in the nation with three different pitchers with 80+ strikeouts (Vanderbilt, Florida State) in the regular season.
- ASU struck out 653 batters last season, the seventh-most in the country. The tally was the second-most in school history in the aluminum bat era, just behind the school record 675 set by the 1975 team.
- ASU had given up the 81st-most home runs (64) in the regular season which, while not outstanding, was still a marked improvement from the previous year's squad, which ranked 23rd with 88 allowed.

GRABBING THE BULL-PEN BY THE HORNS

- As many fresh faces as there are in the starting rotation and in the field, the most veteran force on the roster likely comes from the team's bullpen.
- The bullpen has a solid 3.78 ERA this season with an 8-1 record and a 95-36 strikeout rate over 66.2 innings. Seven bullpen pitchers have a sub-3.00 ERA with three of those still having a 0.00 ERA.
- The 3.78 ERA ranks ASU among the Top-40 bullpens in the country in lowest ERA. The group's 95 strikeouts are good for 35th among bullpens.
- The ASU bullpen has posted a 72.2 LOB percentage against opponents, the 40th-best in the country.
- Derek Schaefer has taken hold of the back end of the bullpen, settling in as the team's closer with a mid-90s fastball and electric secondary pitches. Schaefer's 95.8 average fastball velo is 14th in the country among pitchers with at least 7.0 innings of work. What's more disgusting is his average changeup speed of 91.1 that ranks as the fifth-best in the country. Schaefer was ASU's fireman when it needed it last season, allowing just three of his 15 inherited runners on the season to score.
- Taylor Penn has ate up valuable middle relief innings, posting a 2-0 record over his 10.0 innings out of the pen, striking out 11 and posting a 1.80 ERA.
- Alex Overbay was exceptional out of the pen for the Sun Devils, posting a 1.00 ERA over 9.0 innings out of the pen with 13 strikeouts to just 4 walks. His efforts there in the first month led him to a spot in ASU's weekend rotation.
- The team has stranded 121 baserunners this season and has averaged over 8.0 opponents left on base per game since 2022.
- Last regular season, ASU had three players with a bullpen ERA of 3.00 or less with 10.0+ innings pitched (Cole Carlon, Easton Barrett, Jaden Alba) - a feat that hadn't been achieved through the regular season at ASU since the 2013 team (Ryan Burr, Matt Dunbar, Josh McAlister).

PLAYING THE FIELD

- The Sun Devils currently sit eighth in the country with a .986 fielding percentage, also good for first in the Big 12. The seven teams ranked ahead of ASU all have some version of turf covering all or some of their fields.
- The team has just eight errors on the season and has an error in only five of 16 games and has been largely under by its uncharacteristic four-error effort in the Sunday matinee against St. John's.
- Catcher Brody Briggs is credited with saving 2.97 runs on blocked balls is fifth best in the nation.
- The Sun Devils posted 31 games last season without an error and quietly put up a .980 fielding percentage in the regular season - good for first in the Big 12 and 14th in the country. ASU ranked outside the Top-100 in each of the last three seasons in the category.
- The 31 games without an error easily surpassed ASU's total for the

the 2024 season of 21. ASU had a seven-game streak without an error at one point last year - which was its longest since a nine-game stretch in the 2015 season.

- The Sun Devil pitchers were amongst the most improved in the area, with just four errors credited against them in the regular season (10.2 percent) - notable as ASU pitchers were responsible for 12 of ASU's 60 errors in 2024 (20.0 percent).

HEADED TO THE GAP

- The Sun Devils currently rank 17th in the country with 40 doubles this season, paced by Landon Hairston's eight - 27th in the country.
- The team has recorded at least one double in all but one game this season and has multiple doubles in 12 games.
- ASU led the nation with its 149 doubles last season and recorded multiple doubles in 42 of 60 games. The team was seventh in country at 2.48 per game.
- ASU has had a player reach 20 doubles five times under Willie Bloomquist and at least one player do so in each season (2022-p). ASU had just two players, total, reach 20 doubles from 2011-21.
- 11 players recorded at least four doubles last season and eight reached double digits in the category.
- The Sun Devils were tops in the Pac-12 and sixth in the country with 143 doubles in 2024 in 58 games and the 2.47 doubles per game were fourth in the nation. The total was 15 more than any other team in the Pac-12 even without making the postseason. 15 different Sun Devils had multiple doubles that season - the most of any school in the Pac-12.

CHICKS DIG THE LONG BALL

- Arizona State is currently 10th in the nation with 33 home runs. Already, 11 different players have homered for the Sun Devils.
- The team hasn't had many cheapies either, with its average home run distance of 402.41 currently fifth in the nation among all teams with 20+ homers this year.
- The team has a home run rate of 5.0 percent that is tied for eighth in the country.
- The squad's five opposite field homers are tied for 19th in the nation and its nine homers to center are tied field fifth.
- Arizona State had 87 home runs last season, a total that was fourth in the Big 12 and 38th in the country. ASU was 19-3 when hitting two or more homers in a game.
- Five times last season, ASU recorded five or more homers. That included a school record eight homers against BYU and 6 in two other games that were tied for third in school history.
- The Sun Devils set a school record with eight home runs in the finale of the BYU series, surpassing its previous record of seven against Arizona on March 4, 2000. ASU got that in the first two innings of the game alone as eight of the team's first 10 hits all left the ballpark. ASU's 15 home runs in the BYU series (8 Saturday, 6 Friday and 1

Thursday) were a school record for a three-game series.

- The Sun Devils had 102 homers in 2024, good for 30th nationally and surpassing the program's BBCOR record of 94 from the 2019 season. ASU became just the eighth Sun Devil team in the program's illustrious history to reach 100 home runs and the first to do it since having 101 in 1990. The 2024 Sun Devils were the fastest to reach triple digits in the category in program history, doing so in 56 games.
- ASU had five Sun Devils reach double digit homers in 2024 (Ryan Campos, Kien Vu, Brandon Compton, Jacob Tobias and Nick McLain), marking the first time at ASU since 1993 that five players accomplished the feat (Todd Cady, Doug Newstrom, Antone Williamson, Paul Lo Duca, Jacob Cruz). It was the first season that even four had reached the tally since 1994. The 2024 Sun Devils were the first ASU team to have 13 players homer since the 2008 squad also had 13.

COMING IN HOT

- ASU has outscored opponents 859-507 over its last 89 regular season games, going 63-26 in the process.
- ASU has scored multiple runs in 33 of its 54 half-innings with runs this season. ASU has 20 innings with at least three runs scored, 17 with at least four and 13 with at least five.
- The Sun Devils put up 69 innings last season where the team had scored at least three runs, 32 with four or more and 21 with 5 or more.
- The team has reached double digit hits in 11 of ASU's games this season.
- ASU's 187 total hits this season are third in the Big 12 and 18th in the country while the team's .338 average is 13th nationally and second in the league. The team's .599 slugging percentage is seventh
- ASU is averaging 9.8 runs per game, good for 15th nationally.
- ASU scored 253 runs in its 30 conference games last season (8.4 per game) - tops in the league. The team bat .328 in Big 12 games - tops in the league by 11 points.
- Last season, ASU ranked 9th nationally and 2nd in the Big 12 with a .318 batting average in the regular season and was 19th in the country and first in the league with a .527 slugging percentage. ASU was first in the Big 12 and 27th nationally with 8.4 runs per game in the regular season.
- Eight times in the Willie Bloomquist tenure have the Sun Devils recorded 20 or more hits (since 2022). The team had just eight from 2008-21 and only three from 2011-21.
- Both of ASU's 20-hit games last season came on the road and three of the seven total under Bloomquist have met that criteria. Of the team's 36 games with 20+ hits from 2000-2021, only eight came on the road.
- The Sun Devils have scored 20 or more runs six times in 4+ seasons under head coach Willie Bloomquist. That total is notable as the team had just five such games TOTAL from 2009-2021

HOLD ON TO YOUR SEATS

- With the team's 9-3 loss in the finale of the Amegy Bank College Baseball Series at Globe Life, the Sun Devils lost their first regular season game by more than five runs since a 17-7 run-rule loss at Cal State Fullerton on April 17, 2024 - ending its nation-leading streak of 85-straight regular season games.
- The team posted the game-winning RBI/run in the sixth inning or later in 12 of the team's wins last year. It has done so twice this season.
- The Sun Devils have walked off eight games over the previous two seasons.
- ASU has trailed at one point in 59 of its last 92 victories dating back to 2023 - including 20 of its wins last season and three times this season, including twice this past weekend.
- In four seasons under Willie Bloomquist, the Sun Devils have shown that no opponent lead is safe, showing off plenty of grit in erasing multi-run deficits. ASU has 22 wins over the last three seasons when trailing by at least three runs at some point in the game (one this season).
- In 2022, the seven-run deficit overcome by the Sun Devils to defeat and take the series from Cal was the most since March 3, 2000 against Arizona. ASU doubled down at that in 2023 with the victories over North Dakota State and GCU, overcoming a 7-0 deficit in both (and 9-2 in entering the eighth against GCU) for victories in both.
- ASU came from behind 13-6 in the regular season finale in 2024 against UNLV to walk it off in the ninth - the fourth seven-run comeback in the Bloomquist era.
- ASU has won 11 games in which it has trailed by at least five runs at some point in the game under Willie Bloomquist.

A FRESH LOOK

- The Sun Devil roster will look quite a bit different in 2026, especially in the field. Arizona State welcomes a whopping 27 new faces (12 on the mound and 15 position players) as ASU was aggressive in both the transfer portal and the high school ranks.
- The Sun Devils brought in the nation's No. 11 portal class according to 64Analytics. It was the highest-ranked class west of the Mississippi and the highest ranked class NOT in the SEC (8 teams) or ACC (2 teams).
- ASU brought in six portal players rated in the Top-250 in the nation while not losing any players to the portal that were ranked in that Top-250.
- Right-handed pitcher Kole Klecker was the highest-rated of the group, checking in at No. 54 after returning back home to the Valley after his time at TCU. Klecker was a Freshman All-American in 2023 and started a game for the Horned Frogs in Omaha at the College World Series. The Chandler native previously starred at Hamilton High School, winning a State Title as the starting pitcher

his senior year in the championship game.

- A pair of Cal transfers in PJ Moutzouridis (No. 98) and Dominic Smaldino (No. 155) will look to serve a prominent role in ASU's infield. Moutzouridis was a Freshman All-American himself in 2024. Smaldino is anything BUT small, standing at 6-6 and offering a big target over at first base. The junior launched 11 homers for Cal last season and figures to greatly enjoy the lefty-friendly hitting confines of Phoenix Muni this season.
- Dean Toigo has already been asterisked by the Big 12 coaches, who voted him the Big 12 Preseason Newcomer of the Year entering 2026. Toigo was the Mountain West Co-Player of the Year for UNLV last season and was also named a NCBWA Preseason All-American heading into this year as 64Analytics' No. 187 transfer.
- A pair of ACC transfers in Florida State's Brady Louck and Virginia Tech's Garrett Michel checked in at No. 242 and No. 243 in the transfer rankings. Louck was the top-rated southpaw out of Illinois out of high school while Michel is a light tower power-wielding bat that has battled through injuries in the last two seasons after a freshman campaign that saw him log 11 homers and 16 doubles.
- Austin Roellig looks to man the hot corner for ASU this season and just missed being a Top-250 transfer prospect, checking in at No. 255. Roellig earned Big 12 All-Freshman honors and was a All-Big 12 Honorable Mention after his redshirt freshman campaign at Utah last year.
- Junior College transfer RHP Finn Edwards was drafted by the Los Angeles Dodgers in the 18th round of the 2025 MLB Draft before electing to continue his collegiate career with the Sun Devils this year.
- Alex Overbay (UNLV), Nick Anello (Jacksonville), Colby Guy (UNC Asheville) and Taylor Penn (Western Kentucky) bring a glutton of experience to the mound while Coen Niclai (Oregon), Dominic Longo (Utah Valley), Matt Polk (Vanderbilt) and Sam Myers (TCU) all figure to contribute in the field over the course of the season.
- ASU signed the nation's No. 22 freshman class in 2025 and while the veteran-heavy lineup will allow the group to mature, there is plenty of talent in the form of INF Finn Leach (No. 141 prospect nationally by Perfect Game), Marcelo Rodriguez (No. 244), Austin Musso (No. 331), Cooper Clouser (No. 416), Brenden Lewis (No. 433) all flashing throughout Fall and Spring practices.

2026 Sun Devil Baseball

HOME RUNS/GAME-WINNING RBIs/TROPHY CASE/PITCHING SUPERLATIVES

HOME RUN TRACKER

Player (Season No.) ...	Gm #	Date	Opponent	On Base	Inning	Outs	Count	Score (at time)	Final
Matt Polk (1)	2	Feb 14	Omaha	0	3	0	1-1	2-0	11-9
Nu'u Conrades (1)	2	Feb 14	Omaha	0	3	0	1-1	2-0	11-9
Dominic Smaldino (1)	2	Feb 14	Omaha	0	3	0	1-1	2-0	11-9
Dean Toigo (1)	2	Feb 14	Omaha	0	3	0	1-1	2-0	11-9
Brody Briggs (1)	3	Feb 15	Omaha	0	3	0	1-1	2-0	11-9
Dean Toigo (2)	3	Feb 15	Omaha	0	3	0	1-1	2-0	11-9
Dominic Longo (1)	4	Feb 17	UConn	0	0	0	0-0	1-0	6-4
Nu'u Conrades (2)	4	Feb 17	UConn	0	0	0	0-0	1-0	6-4
Landon Hairston (1)	4	Feb 17	UConn	0	0	0	0-0	1-0	6-4
Austen Roellig	4	Feb 17	UConn	0	0	0	0-0	1-0	6-4
Dean Toigo (3)	6	Feb 20	St. Johns	0	4	0	0-1	0-0	17-7
Dominic Smaldino (2)	6	Feb 20	St. Johns	0	4	0	0-1	0-0	17-7
Nu'u Conrades (3)	6	Feb 20	St. Johns	0	4	0	0-1	0-0	17-7
Dominic Longo (2)	8	Feb 24	@#13 Oklahoma	1	3	1	2-1	1-0	10-1
Landon Hairston (2)	8	Feb 24	@#13 Oklahoma	1	3	1	2-1	1-0	10-1
Nu'u Conrades (4)	8	Feb 24	@#13 Oklahoma	1	3	1	2-1	1-0	10-1
Landon Hairston (3)	8	Feb 24	@#13 Oklahoma	1	3	1	2-1	1-0	10-1
Dominic Longo (3)	10	Feb 27	vs #4 Mississippi State	0	0	0	0-0	2-0	10-4
Dominic Smaldino (3)	10	Feb 27	vs #4 Mississippi State	0	0	0	0-0	2-0	10-4
Garrett Michel (1)	2	March 1	vs #23 Texas A&M	0	2	0	0-0	3-0	10-4
Dominic Longo (4)	2	March 1	vs #23 Texas A&M	0	2	0	0-0	3-0	10-4
Nu'u Conrades (5)	3	March 6	LMU	0	0	0	0-0	1-0	12-4
Dean Toigo (4)	3	March 6	LMU	0	0	0	0-0	1-0	12-4
Dean Toigo (5)	14	March 7	LMU	0	0	0	0-0	2-0	12-4
Dominic Longo (5)	14	March 7	LMU	0	0	0	0-0	2-0	12-4
Landon Hairston (4)	14	March 7	LMU	0	0	0	0-0	2-0	12-4
Beckett Zavorek (1)	15	March 7	LMU	0	1	1	0-0	2-1	12-4
Dean Toigo (6)	15	March 7	LMU	0	1	1	0-0	2-1	12-4
Landon Hairston (5)	15	March 7	LMU	0	1	1	0-0	2-1	12-4
Dominic Longo (6)	15	March 7	LMU	0	1	1	0-0	2-1	12-4
Coen Nicjar (1)	15	March 7	LMU	0	1	1	0-0	2-1	12-4
Dominic Smaldino (4)	8	March 7	LMU	0	0	0	0-0	2-3	29-4
Dean Toigo (6)	15	March 8	Arizona	1	4	0	1-2	1-1	10-4
Landon Hairston (6)	16	March 9	Arizona	1	4	1	0-1	3-1	10-4

*-Leadoff Home Run

GAME-WINNING RBI/Run (RBI/Run [When not an RBI] Responsible for the Go-Ahead Run and a Lead Not Relinquished)

Player	Gm #	Date	Opponent	Season #	Inning	Outs	Count	Result	Score	Final
Brody Briggs	1	Feb 13	Omaha	1	3	0	1-1	HR	1-1	7-0
Beckett Zavorek	2	Feb 14	Omaha	1	3	0	1-2	HR	1-1	7-0
Beckett Zavorek	3	Feb 15	Omaha	1	3	0	2-2	HR	4-4	17-7
Garrett Michel	4	Feb 17	UConn	1	0	0	2-2	HR	0-0	17-7
Dean Toigo	5	Feb 20	St. Johns	1	1	1	2-0	HR	0-0	17-7
Nu'u Conrades	6	Feb 21	St. Johns	1	3	0	0-0	HR	0-0	17-7
Nu'u Conrades	7	Feb 22	St. Johns	1	3	0	0-0	HR	0-0	17-7
Nu'u Conrades	8	Feb 24	@#13 Oklahoma	1	3	1	2-1	HR	0-0	17-7
Brody Briggs	3	March 6	LMU	1	3	0	2-1	HR	0-0	12-4
Nu'u Conrades	14	March 7	LMU	1	2	0	1-2	HR	0-0	12-4
Garrett Michel	15	March 7	LMU	1	1	1	2-2	HR	0-0	12-4
Dean Toigo	16	March 9	Arizona	2	4	0	1-2	HR	1-1	10-4

2026 Honors

Cole Carlon:

D1 Baseball #68 of Top 200 starting pitchers
 D1 Baseball #9 Big 12 2026 Draft Prospect
 3rd Team NCBWA Division 1 Preseason All-American
 Baseball America #8 Big 12 2026 Draft Prospect
 Baseball America 3rd Team Preseason All-American (Relief Pitcher)
 Big 12 Preseason Team (Relief Pitcher)

Easton Barrett:

D1 Baseball #166 of Top 200 starting pitchers
 D1 Baseball #14 Big 12 2027 Draft Prospect

Alex Overbay:

D1 Baseball #76 of Top 100 relief pitchers
 D1 Baseball #14 Big 12 2026 Draft Prospect

Dean Toigo:

D1 Baseball #29 of Top 150 outfielders
 2nd Team NCBWA Division 1 Preseason All-American
 Big 12 Preseason Newcomer of the Year

Dominic Longo:

D1 Baseball #82 of Top 150 outfielders
 D1 Baseball #37 Big 12 2026 Draft Prospect

Landon Hairston:

D1 Baseball #101 of Top 150 outfielders
 D1 Baseball #4 Big 12 2027 Draft Prospect
 Big 12 Preseason Team (Infielder)

Dominic Smaldino:

D1 Baseball #49 of Top 50 first basemen

Nu'u Conrades:

D1 Baseball #21 of Top 50 second basemen

Derek Schaefer:

D1 Baseball #33 Big 12 2026 Draft Prospect

PJ Moutzouridis:

Brooks Wallace Award Watch List
 D1 Baseball #34 Big 12 2026 Draft Prospect

Finn Edwards:

D1 Baseball #7 Big 12 2027 Draft Prospect

Eli Buxton:

D1 Baseball #21 Big 12 2027 Draft Prospect

Taylor Penn:

D1 Baseball #25 Big 12 2027 Draft Prospect

Austen Roellig:

Big 12 Preseason Team (Infielder)

SAVES

No.	Date	Opponent	Pitcher (Save #)	IP (H-R-ER, BB, K)
1	2/15	Omaha	Schaefer (1)	1.0 (0, 0-0, 0, 0)
2	2/21	St. Johns	Schaefer (2)	1.2 (1, 0-0, 0, 1)

QUALITY STARTS

No.	Date	Opponent	Pitcher (QS #)	IP (H-R-ER, BB, K)
1	2/20	St. Johns	Cole Carlon (1)	6.0 (3, 1-1, 3, 9)


2026 Sun Devil Baseball

SERIES STATS AND INDIVIDUAL STREAKS

SERIES STATS (2025 REGULAR SEASON)

HITTING	W-L	AVG.	R	H	2B	3B	HR	RBI	BB	SO
OMAHA	3-0	.330	24	33	5	0	6	22	14	15
ST. JOHN'S	3-0	.340	28	33	6	1	3	24	14	8
@#14 OKLAHOMA	1-1	.333	18	22	8	0	4	17	11	19
@GLOBELIFE (MSU,TEN,A&M)	0-3	.229	10	22	5	0	4	9	9	23
LMU	3-0	.410	50	50	10	1	10	48	15	17
SINGLE GAME MIDWEEKS	2-0	.370	27	27	6	1	6	25	11	18

PITCHING	W-L	ERA	H	R	ER	BB	SO	SV	SCORE
OMAHA	3-0	3.33	24	11	10	17	25	1	24-11
ST. JOHN'S	3-0	2.00	18	8	6	17	32	1	28-8
@#14 OKLAHOMA	1-1	4.20	9	7	7	4	17	0	18-7
@GLOBELIFE (#4 MSU,#20 TEN,#23 A&M)	0-3	7.56	24	22	21	20	28	0	9-20
LMU	3-0	2.33	29	9	7	7	39	0	50-7
SINGLE GAME MIDWEEKS	2-0	5.50	18	11	11	6	24	0	27-11



2026 Sun Devil Baseball

SITUATIONAL RECORDS/PITCHING STAFF

Record When...

Overall.....	12-4	Opponent 0-2 runs	4-0	Hit 0 HR	3-2
Conference.....	0-0 3-5 runs	6-2	Hit 1 HR.....	1-0
Non-Conference	12-4 6-9 runs	2-2	Hit 2+ HR.....	8-2
Home games.....	11-0 10+ runs	0-0	Opp. hit 0 HR	4-1
Away games	1-1	Scored in 1st inning.....	4-1	Opp. hit 1 HR	6-2
Neutral site	0-3	Opp.scored in 1st	2-1	Opp. hit 2+ HR	2-1
Day games	6-3	Scores first	8-1	Made 0 err	8-3
Night Games	6-1	Opp. scores first	4-3	Made 1 err	3-1
vs Left-handed SP.....	1-1	After 6 leading.....	11-1	Made 2+ err	1-0
vs Right-handed SP	11-3 trailing	0-3	Opp. made 0 err.....	3-2
1-run games.....	0-1 tied.....	1-0	Opp. made 1 err	4-2
2-run games	2-1	After 7 leading.....	11-1	Opp. made 2+ err	5-0
5+run games	10-1 trailing	0-3	Out-hit opponent	11-1
Extra Innings	0-0 tied.....	1-0	Out-hit by opponent	0-1
Shutouts	0-0	After 8 leading	12-1	Hits are tied	1-2
Scoring 0-2 runs	0-0 trailing	0-3		
..... 3-5 runs	1-4 tied	0-0		
..... 6-9 runs	4-0				
..... 10+ runs	7-0				

A Look At the Pitching Staff

Arizona State Starters (Regular Season Only)

Pitcher	Starts/QS	PC/Start	IP/Start	ER Against/Start	Runs For/Start	PCK	DP	Team Record
Cole Carlon	4/1	332/83.0	21/5.3	7/1.8	10/2.5	1	1	3-1
Colin Linder	4/0	271/67.8	14.2/3.6	7/1.8	11/2.8	1	0	3-1
Kole Klecker	3/0	210/70.0	14.0/4.7	7/2.3	45/15.0	0	1	3-0
Easton Barrett	2/0	119/59.5	4.0/2.0	5/2.5	0/0.0	0	0	2-0
Alex Overbay	1/0	62/62.0	4.0/4.0	0/0.0	3/3.0	0	0	1-0
Jaden Alba	1/0	63/63.0	3.0/3.0	6/6.0	2/2.0	0	0	0-1
Taylor Penn	1/0	42/42.0	2.1/2.1	2/2.0	3/3.0	0	0	0-1

Arizona State Bullpen (Regular Season Relief Appearances Stats Only)

Reliever	APP	IP	H	R	ER	BB	SO	SV	ERA	Hold	IR/Scored	1st Bat. Faced/Ret.
Halvorson	3	6.2	1	0	0	2	7	0	0.00	0	2/0	3/2
Fitzpatrick	8	4.0	2	1	0	2	12	0	0.00	2	8/0	8/7
Linder	1	2.2	0	0	0	0	5	0	0.00	0	0/0	1/1
Overbay	4	9.0	7	1	1	4	13	0	1.00	2	0/0	4/4
Penn	5	10.0	10	2	2	2	11	0	1.80	0	1/0	5/4
Butler	6	7.1	8	2	2	3	4	0	2.45	0	5/5	6/5
Schaefer	7	7.0	5	2	2	2	7	2	2.57	0	2/0	7/5
Edwards	3	2.2	3	1	1	2	6	0	3.37	0	0/0	3/2
Alba	4	8.0	9	5	3	4	11	0	3.38	0	4/3	4/0
Guy	4	4.0	3	2	2	3	5	0	4.50	0	4/0	4/4
Musso	4	4.1	6	4	3	3	7	0	6.23	0	0/0	4/2
Anello	2	1.1	1	1	1	2	1	0	6.75	0	1/0	2/0
Louck	3	2.0	4	3	2	1	3	0	9.00	0	0/0	3/2
Buxton	4	2.2	8	6	6	3	2	0	20.25	0	0/0	4/0
Barrett	2	1.1	0	3	3	3	1	0	20.26	0	0/0	2/1

2026 Sun Devil Baseball

STREAKS

MULTIPLE HIT GAMES	2	3	4	5+	TOTAL
HAIRSTON, Landon	8	1	0	0	9
CONTRADES, Nuu	4	2	0	0	6
MOUTZOURIDIS, PJ	4	1	0	0	5
ROELLIG, Austen	2	1	1	0	4
SMALDINO, Dominic	3	1	0	0	4
MICHEL, Garrett	4	0	0	0	4
TOIGO, Dean	3	1	0	0	4
LONGO, Dominic	1	2	0	0	3
ZAVOREK, Beckett	2	0	0	0	2
BRIGGS, Brody	2	0	0	0	2
NICLAI, Coen	1	0	0	0	1
MCGARY, Ky	0	1	0	0	1
LEACH, Finn	1	0	0	0	1
MYERS, Sam	0	1	0	0	1

HITTING STREAKS	LONGEST	CURRENT
HAIRSTON, Landon	10	10
ROELLIG, Austen	8	8
CONTRADES, Nuu	8	5
LONGO, Dominic	7	7
MICHEL, Garrett	6	0
SMALDINO, Dominic	5	2
ZAVOREK, Beckett	4	4
MOUTZOURIDIS, PJ	4	3
POLK, Matt	4	0
TOIGO, Dean	3	3
MYERS, Sam	3	3
BRIGGS, Brody	3	0
MCGARY, Ky	2	2
NICLAI, Coen	2	1
LEACH, Finn	1	1
CLOUSER, Cooper	1	1
DARRAH, Ryan	1	1
DURST, Jaxsyn	0	0

REACHED SAFELY STREAKS (H,BB,IBB,HBP)	LONGEST	CURRENT
HAIRSTON, Landon	16	16
LONGO, Dominic	10	10
ROELLIG, Austen	8	8
CONTRADES, Nuu	8	5
MOUTZOURIDIS, PJ	8	4
NICLAI, Coen	7	7
TOIGO, Dean	7	7
MICHEL, Garrett	6	5
SMALDINO, Dominic	5	2
BRIGGS, Brody	5	0
MCGARY, Ky	4	4
ZAVOREK, Beckett	4	4
POLK, Matt	4	0
MYERS, Sam	3	3
CLOUSER, Cooper	2	2
DARRAH, Ryan	2	2
LEACH, Finn	1	1
DURST, Jaxsyn	1	1

MULTIPLE RBI GAMES	2	3	4	5+	TOTAL
CONTRADES, Nuu	3	1	2	0	6
HAIRSTON, Landon	2	0	1	2	5
ZAVOREK, Beckett	4	0	0	0	4
LONGO, Dominic	3	1	0	0	4
TOIGO, Dean	2	2	0	0	4
MICHEL, Garrett	3	0	0	0	3
BRIGGS, Brody	3	0	0	0	3
MOUTZOURIDIS, PJ	2	0	0	0	2
NICLAI, Coen	1	0	0	1	2
ROELLIG, Austen	1	1	0	0	2
SMALDINO, Dominic	0	1	0	0	1
MYERS, Sam	0	1	0	0	1

MULTIPLE RUN GAMES	2	3	4	5+	TOTAL
HAIRSTON, Landon	7	1	0	0	8
TOIGO, Dean	6	0	0	0	6
MOUTZOURIDIS, PJ	2	2	0	0	4
CONTRADES, Nuu	2	2	0	0	4
LONGO, Dominic	2	1	0	0	3
NICLAI, Coen	1	1	0	0	2
ROELLIG, Austen	0	1	0	1	2
SMALDINO, Dominic	2	0	0	0	2
BRIGGS, Brody	2	0	0	0	2
MCGARY, Ky	0	1	0	0	1
LEACH, Finn	0	1	0	0	1
ZAVOREK, Beckett	0	1	0	0	1
MICHEL, Garrett	1	0	0	0	1
CLOUSER, Cooper	1	0	0	0	1

REACHED BASE STREAKS (H,BB,IBB,HBP,CI,E,FC)	LONGEST	CURRENT
HAIRSTON, Landon	16	16
TOIGO, Dean	15	15
ROELLIG, Austen	14	14
LONGO, Dominic	13	13
CONTRADES, Nuu	8	5
MOUTZOURIDIS, PJ	8	4
NICLAI, Coen	7	7
MICHEL, Garrett	6	5
MCGARY, Ky	5	5
SMALDINO, Dominic	5	2
BRIGGS, Brody	5	1
POLK, Matt	5	0
ZAVOREK, Beckett	4	4
MYERS, Sam	3	3
CLOUSER, Cooper	2	2
DARRAH, Ryan	2	2
LEACH, Finn	1	1
DURST, Jaxsyn	1	1

2026 Sun Devil Baseball

ROSTER

PITCHERS (21)

NO	NAME	HT	WT	POS	B/T	YR	HOME TOWN (HIGH SCHOOL/PREVIOUS SCHOOL)
12	Alba, Jaden	6-3	225	RHP	JR	R/R	Long Beach, Calif. (Gahr)
26	Anello, Nick	6-3	210	RHP	SR	R/R	Coconut Creek, Fla. (Calvary Christian Academy / East Fla. St. CC / Jacksonville)
11	Barrett, Easton	6-0	180	LHP	SO	L/L	Springville, Utah (Springville)
32	Butler, Josh	6-7	230	RHP	JR	R/R	Phoenix, Ariz. (Sandra Day O'Connor)
22	Buxton, Eli	6-5	210	RHP	SO	R/R	Sand Springs, Okla. (Charles Page)
14	Carlton, Cole	6-5	230	LHP	JR	L/L	Tempe, Ariz. (Corona Del Sol)
39	Caruso, Ryan	6-1	185	RHP	FR	R/R	Phoenix, Ariz. (Corona Del Sol)
19	Edwards, Finn	6-7	210	RHP	SO	R/R	Bend, Ore. (Summit / Iowa Western CC)
38	Fitzpatrick, Sean	6-0	175	LHP	SR	L/L	Spring, Texas (Concordia Lutheran / Arkansas)
37	Guy, Colby	5-10	165	RHP	GR	R/R	Chester, S.C. (Legion Collegiate Academy / Jackson State / UNC Asheville)
16	Halvorson, Wyatt	6-4	230	RHP	JR	R/R	Scottsdale, Ariz. (Chaparral)
54	Higgins, Ashton	6-4	205	RHP	FR	R/R	Scottsdale, Ariz. (Notre Dame Prep)
27	Klecker, Kole	6-2	205	RHP	SR	R/R	Chandler, Ariz. (Hamilton / TCU)
31	Linder, Colin	6-4	235	RHP	R-JR	L/R	Suwanee, Ga. (Lambert / Texas A&M / NW Florida St.)
35	Louck, Brady	5-10	180	LHP	JR	L/L	Plainfield, Ill. (Plainfield East / Florida State)
21	Musso, Austin	6-2	215	RHP	FR	R/R	Mascoutah, Ill. (Mascoutah)
46	Olivera, Brandon	6-1	205	RHP	R-SO	R/R	Hialeah, Fla. (Miami Springs / Miami (Fl.) / Miami Dade)
15	Overbay, Alex	6-3	220	RHP	JR	R/R	Olympia, Wash. (Tumwater / UNLV)
41	Penn, Taylor	6-5	200	RHP	SO	R/R	Versailles, Ky. (Woodford County / Western Kentucky)
40	Rodriguez, Marcelo	6-2	205	RHP	FR	R/R	Miami, Fla. (Doral Academy)
20	Schaefer, Derek	6-3	210	RHP	JR	R/R	Cave Creek, Ariz. (Cactus Shadows / Tennessee)

CATCHERS (4)

9	Brody Briggs	6-1	205	C	L/R	R-So.	Tulsa, Okla. / Union
29	Tommy Brown	6-3	185	C	R/R	Fr.	Livermore, Calif. (Granada)
36	Clouser, Cooper	6-1	200	C	FR	L/R	Phoenix, Ariz. (Corona Del Sol)
13	Niclai, Coen	6-2	215	C	SO	R/R	Anchorage, Alaska (Service / Oregon)

INFIELDERS (8)

6	Nu'u Contrades	5-10	180	INF	R/R	Sr.	Ewa Beach, Hawaii / Saint Louis School
18	Leach, Finn	6-0	195	INF	FR	L/R	Seattle, Wash. (Nathan Hale)
5	Lewis, Brenden	5-10	170	INF	FR	R/R	Santee, Calif. (Granite Hills)
28	Michel, Garrett	6-0	220	INF	R-JR	L/R	Stanley, N.C. (East Lincoln / Virginia Tech)
10	Moutzouridis, PJ	6-0	190	INF	JR	R/R	San Jose, Calif. (Valley Christian / California)
24	Roellig, Austen	5-11	185	INF	R-SO	R/R	Rancho Cucamonga, Calif. (Etiwanda / LSU / Utah)
25	Smaldino, Dominic	6-6	230	INF	JR	R/R	Ladera Ranch, Calif. (JSerra Catholic / California)
2	Zavorek, Beckett	5-10	180	INF	SO	R/R	Fresno, Calif. (Bullard)

OUTFIELDERS (8)

7	Darrah, Ryan	6-3	190	OF	FR	R/R	New Orleans, La. (Brother Martin)
44	Durst, Jaxsyn	5-10	175	OF	FR	L/L	Reno, Nev. (Bishop Manogue)
3	Hairston, Landon	5-11	195	OF	SO	L/L	Queen Creek, Ariz. (Casteel)
23	Longo, Dominic	6-3	205	OF/INF	JR	R/R	Liberty Lake, Wash. (University / Spokane CC / Utah Valley)
17	McGary, Ky	5-11	180	OF	SO	R/R	Phoenix, Ariz. (Sandra Day O'Connor)
8	Myers, Sam	5-9	185	OF	JR	L/L	Cypress, Texas (Cypress Woods / TCU)
4	Polk, Matt	5-11	195	OF	GR	R/R	Long Beach, Calif. (Orange Lutheran / Vanderbilt)
55	Toigo, Dean	6-4	205	OF	5YR	L/R	Yorba Linda, Calif. (Yorba Linda / Cypress / Hope Int. / UNLV)

2026 Sun Devil Baseball

ROSTER

NUMERICAL

NO	NAME	HT	W	POS	B/T	YR.	HOMETOWN (HIGH SCHOOL/PREVIOUS SCHOOLS)
2	Zavorek, Beckett	5-10	180	INF	SO	R/R	Fresno, Calif. (Bullard)
3	Hairston, Landon	5-11	195	OF	SO	L/L	Queen Creek, Ariz. (Casteel)
4	Polk, Matt	5-11	195	OF	GR	R/R	Long Beach, Calif. (Orange Lutheran / Vanderbilt)
5	Lewis, Brenden	5-10	170	INF	FR	R/R	Santee, Calif. (Granite Hills)
6	Contrades, Nu'u	5-10	180	INF	R-JR	R/R	Ewa Beach, Hawaii (Saint Louis School)
7	Darrah, Ryan	6-3	190	OF	FR	R/R	New Orleans, La. (Brother Martin)
8	Myers, Sam	5-9	185	OF	JR	L/L	Cypress, Texas (Cypress Woods / TCU)
9	Briggs, Brody	6-1	205	C	R-SO	L/R	Tulsa, Okla. (Union)
10	Moutzouridis, PJ	6-0	190	INF	JR	R/R	San Jose, Calif. (Valley Christian / California)
11	Barrett, Easton	6-0	180	LHP	SO	L/L	Springville, Utah (Springville)
12	Alba, Jaden	6-3	225	RHP	JR	R/R	Long Beach, Calif. (Gahr)
13	Niclai, Coen	6-2	215	C	SO	R/R	Anchorage, Alaska (Service / Oregon)
14	Carlton, Cole	6-5	230	LHP	JR	L/L	Tempe, Ariz. (Corona Del Sol)
15	Overbay, Alex	6-3	220	RHP	JR	R/R	Olympia, Wash. (Tumwater / UNLV)
16	Halvorson, Wyatt	6-4	230	RHP	JR	R/R	Scottsdale, Ariz. (Chaparral)
17	McGary, Ky	5-11	180	OF	SO	R/R	Phoenix, Ariz. (Sandra Day O'Connor)
18	Leach, Finn	6-0	195	INF	FR	L/R	Seattle, Wash. (Nathan Hale)
19	Edwards, Finn	6-7	210	RHP	SO	R/R	Bend, Ore. (Summit / Iowa Western CC)
20	Schaefer, Derek	6-3	210	RHP	JR	R/R	Cave Creek, Ariz. (Cactus Shadows / Tennessee)
21	Musso, Austin	6-2	215	RHP	FR	R/R	Mascoutah, Ill. (Mascoutah)
22	Buxton, Eli	6-5	210	RHP	SO	R/R	Sand Springs, Okla. (Charles Page)
23	Longo, Dominic	6-3	205	OF/INF	JR	R/R	Liberty Lake, Wash. (University / Spokane CC / Utah Valley)
24	Roellig, Austen	5-11	185	INF	R-SO	R/R	Rancho Cucamonga, Calif. (Etiwanda / LSU / Utah)
25	Smaldino, Dominic	6-6	230	INF	JR	R/R	Ladera Ranch, Calif. (JSerra Catholic / California)
26	Anello, Nick	6-3	210	RHP	SR	R/R	Coconut Creek, Fla. (Calvary Christian Academy / East Fla. St. CC / Jacksonville)
27	Klecker, Kole	6-2	205	RHP	SR	R/R	Chandler, Ariz. (Hamilton / TCU)
28	Michel, Garrett	6-0	220	INF	R-JR	L/R	Stanley, N.C. (East Lincoln / Virginia Tech)
29	Brown, Tommy	6-3	185	C	FR	R/R	Livermore, Calif. (Granada)
31	Linder, Colin	6-4	235	RHP	R-JR	L/R	Suwanee, Ga. (Lambert / Texas A&M / NW Florida St.)
32	Butler, Josh	6-7	230	RHP	JR	R/R	Phoenix, Ariz. (Sandra Day O'Connor)
35	Louck, Brady	5-10	180	LHP	JR	L/L	Plainfield, Ill. (Plainfield East / Florida State)
36	Clouser, Cooper	6-1	200	C	FR	L/R	Phoenix, Ariz. (Corona Del Sol)
37	Guy, Colby	5-10	165	RHP	GR	R/R	Chester, S.C. (Legion Collegiate Academy / Jackson State / UNC Asheville)
38	Fitzpatrick, Sean	6-0	175	LHP	SR	L/L	Spring, Texas (Concordia Lutheran / Arkansas)
39	Caruso, Ryan	6-1	185	RHP	FR	R/R	Phoenix, Ariz. (Corona Del Sol)
40	Rodriguez, Marcelo	6-2	205	RHP	FR	R/R	Miami, Fla. (Doral Academy)
41	Penn, Taylor	6-5	200	RHP	SO	R/R	Versailles, Ky. (Woodford County / Western Kentucky)
44	Durst, Jaxsyn	5-10	175	OF	FR	L/L	Reno, Nev. (Bishop Manogue)
46	Olivera, Brandon	6-1	205	RHP	R-SO	R/R	Hialeah, Fla. (Miami Springs / Miami (Fl.) / Miami Dade)
54	Higgins, Ashton	6-4	205	RHP	FR	R/R	Scottsdale, Ariz. (Notre Dame Prep)
55	Toigo, Dean	6-4	205	OF	5YR	L/R	Yorba Linda, Calif. (Yorba Linda / Cypress / Hope Int. / UNLV)

COACHING/SUPPORT STAFF

Willie Bloomquist	Head Coach
Jeremy Accardo	Assistant Coach - Pitching
Sam Peraza	Assistant Coach/Recruiting Coordinator
Jason Ellison	Assistant Coach
Dan Jaffe	Assistant Coach - Catching
Mike Goff	Bench Coach / Infield Coach
Sean McSheffery	Director of Player Development and Recruiting
Chance Daquila	Director of Pitching Development and Analytics
Ted Henson	Assistant Coach - Sports Performance
Jesse Lowman	Athletic Trainer
Billy Wurch	Graduate Assistant - Sports Performance
Paul Lopez	Coordinator - Equipment Operations
Jon Erwin	Academic Coach
James Vujs	Director of Phoenix Municipal Stadium
Jon Larson	Head Groundskeeper
Ruben Rush	Facilities Manager
Colin Norkevicius	Video Coordinator / Student Manager

Mound Visits - Accardo
Pitching Changes - Bloomquist
1st Base Coach - McSheffery
3rd Base Coach - Peraza

PRO-NUN-SEE-AY-SHUNS

Jaden Alba	AL-buh
Nick Anello	un-NELL-oh
Cole Carlton	car-LONE
Ryan Caruso	cuh-ROO-so
Cooper Couser	CLOWW-zer
Nu'u Contrades	new con-TRAW-dez
Ryan Darrah	DARE-uh
Jaxsyn Durst	JACK-sin
Wayatt Halvorson	HAL-vore-sun
Brady Louck	LOWWk
Garrett Michel	mih-SHELL
PJ Moutzouridis	MOOT-zore-EE-diss
Austin Musso	MOO-so
Coen Niclai	CO-enn nicc-CLY
Marcelo Rodriguez	mar-SELL-oh
Austin Roellig	ROLE-igg
Derek Schaefer	SHAY-fer
Dominic Smaldino	SMALL-dee-no
Dean Toigo	TOY-go
Beckett Zavorek	ZUH-vore-EKK
Sam Peraza	purr-AWW-zuh
Jeremy Accardo	uh-CARR-doe
Dan Jaffe	JAFF-ee
Chance Daquila	duh-QUILL-uh

ALPHABETICAL

No.	Name	Pos.
12	Alba, Jaden	RHP
26	Anello, Nick	RHP
11	Barrett, Easton	LHP
9	Briggs, Brody	C
29	Brown, Tommy	C
32	Butler, Josh	RHP
22	Buxton, Eli	RHP
14	Carlton, Cole	LHP
39	Caruso, Ryan	RHP
36	Clouser, Cooper	C
6	Contrades, Nu'u	INF
7	Darrah, Ryan	OF
44	Durst, Jaxsyn	OF
19	Edwards, Finn	RHP
38	Fitzpatrick, Sean	RHP
37	Guy, Colby	LHP
3	Hairston, Landon	OH
16	Halvorson, Wyatt	RHP
54	Higgins, Ashton	RHP
27	Klecker, Kole	RHP
18	Leach, Finn	INF
5	Lewis, Brenden	INF
31	Linder, Colin	RHP
23	Longo, Dominic	OF/INF
35	Louck, Brady	LHP
17	McGary, Ky	OF
28	Michel, Garrett	INF
10	Moutzouridis, PJ	INF
21	Musso, Austin	RHP
8	Myers, Sam	OF
13	Niclai, Coen	C
46	Olivera, Brandon	RHP
15	Overbay, Alex	RHP
41	Penn, Taylor	RHP
4	Polk, Matt	OF
40	Rodriguez, Marcelo	RHP
24	Roellig, Austen	INF
20	Schaefer, Derek	RHP
25	Smaldino, Dominic	INF
55	Toigo, Dean	OF
2	Zavorek, Beckett	INF

BY POSITION

Catchers	4
Pitchers	21
Infielders	9
Outfielders	8

BY CLASS

Graduates/5th Years	3
Seniors	2
Juniors	14
Sophomores	11
Freshmen	10

BATTING

Lefties	8
Righties	12
Switch	1

PITCHING

Righties	17
Lefties	4

2026 Sun Devil Baseball

LAST TIME

Hitting Categories

Hit a grand slam	Landon Hairston, March 8, 2026 vs. LMU (W, 29-4)
Team hit two grand slams.....	Will Rogers and Nate Baez, Feb. 20, 2022 vs. Dixie State (W, 17-8)
Team hit five or more home runs	6, March 8, 2026 vs. LMU (W, 29-4)
Team hit 3 or more home runs in an inning	3 (2nd) , Feb. 24, 2026 at #13 Oklahoma (W, 15-3 (7))
Team hit 5 or more home runs in an inning.....	6 (School Record), April 26, 2025 vs. BYU (W, 16-6)
Hit a walkoff HR.....	Nu'u Contrades, March 23, 2025 vs. #22 Kansas (W, 7-6)
Led off the game with a HR.....	Kyle Walker, March 15, 2025 at TCU (W, 26-9)
Hit for the cycle.....	Travis Buck, March 7, 2003 vs. Southern Utah (W, 19-0)
Team hit for the cycle to open the game.....	April 27, 2003 vs. Washington State (HR/2B/1B/3B)
Team hit for the cycle on four consecutive batters.....	April 18, 2019 at Utah (2B, 3B, 1B, HR in 12th inning)
Hit back-to-back HRs	Beckett Zavorek and Dean Toigo, March 8, 2026 vs. LMU (W, 29-4)
Hit back-to-back-to-back HRs.....	Ryan Campos, Kien Vu, Jacob Tobias (led off game), April 14, 2024 vs. Utah (L, 5-11)
Hit two HRs in one game	Landon Hairston, Feb. 24, 2026 at #13 Oklahoma (W, 15-3 (7))
Multiple Players had multiple home runs in one game.....	Isaiah Jackson, Brody Briggs, Matt King (2), April 26, 2025 vs. BYU (W, 16-6)
Player(s) had multiple home runs in one inning.....	2nd Inning, Isaiah Jackson AND Brody Briggs (2), April 26, 2025 vs. BYU (W, 16-6)
Switch hitter homered from both sides in one game.....	Nick McLain, April 28, 2023, at #23 Oregon
A freshman hit two HR in one game.....	Brody Briggs, April 26, 2025 vs. BYU (W, 16-6)
Hit three HRs in one game.....	Joey DeMichele, May 1, 2011 vs Stanford (TIES ASU RECORD)
Homered in 3+ straight games	3, Dean Toigo, March 6,-7,-9, 2025
Reached base 6+ times in one game	6, Austin Roellig, March 8, 2026 vs. LMU (W, 29-4)
A player hit two grand slams in one season	2, Nu'u Contrades, 2026
Had five hits in one game.....	5, Nick McLain, May 5, 2024, vs. Washington (5-for-5)
Recorded 7+ consecutive ABs with a hit.....	8, Matt King, April 5-8, 2025 (over three games)
Recorded 6+ consecutive ABs with a hit as a team.....	8 (with a walk 5 batters in), March 31, 2025 at Utah (W, 18-6)
Had six hits in one game.....	Travis Buck, March 13, 2005 vs Western Illinois (went 6-for-8, 3 RBI)
Had seven hits in one game.....	Jerry Mantlo, February 6, 1972 vs. Michigan
Had three doubles in one game.....	Luke Hill, March 12, 2023 vs. UC Davis (W, 17-4)
Had four doubles in one game.....	Travis Buck, February 28, 2004 vs. Connecticut (W, 16-5)
Hit two triples in one game.....	Nick McLain, May 18, 2024 vs. UNLV
Had seven RBI in one game	7, Landon Hairston, Feb. 17, 2026 vs. UConn (W, 17-7)
Had eight RBI in one game.....	8, Jacob Tobias, May 16, 2024 vs Texas Tech (W, 21-5)
Had nine RBI in one game.....	9, Jeremy West, April 27, 2003 vs. Washington State
Stole four bases in one game.....	6, Kien Vu, vs. Long Beach State, April 30, 2025 (SCHOOL RECORD)
Team stole five bases in one inning.....	5, vs. Oral Roberts, 3rd inning, Feb. 21, 2025
Stole home	Landon Hairston, March 6, 2026 vs. LMU (W, 12-4)
Struck out five or more times in one game.....	5, Isaiah Jackson, at Mississippi State, Feb. 24, 2023
Hitter stranded seven runners on base.....	Joe Lampe (7), May 22, 2021 at USC (L, 1-6)
Recorded 13 total bases.....	Gage Canning (13), April 27, vs. Oregon (2 HR, 13B, 2 1B)
Had an inside-the-park home run.....	Isaiah Jackson, April 15, 2023 at Washington (W, 8-6)
Had an inside-the-park home run AND a traditional home run in one game.....	Gage Canning, March 18, 2018 vs. Oregon (W, 18-4)
Scored five runs in one game	5, Austen Roellig, March 8, 2026 vs. LMU (W, 29-4)
Was hit by a pitch two or more times	2, Dean Toigo, Feb. 21, 2026 vs. St. John's (W, 9-1)
Team was hit by 5+ pitches	5, March 8, 2026 vs. LMU (W, 29-4)
Walked 4+ times.....	4. Brandon Compton, Feb. 24, 2025 vs. Oral Roberts (W, 9-2)
Opponent hit two HRs in one game.....	2, Austin Kryszczuk, May 18, 2024, vs. UNLV
Opponent hit a walkoff HR.....	CJ Richmond, at Purdue, April 14, 2025
Opponent hit a leadoff HR.....	Crew McChesney, BYU, April 25, 2025

Pitching Categories

Threw a no-hitter.....	Ryan Hingst, March 25, 2016 vs. Utah, (W, 5-0)
Threw a perfect game.....	Eddie Bane, March 2, 1973, vs. Cal State Northridge (W, 9-0)
Threw a one-hitter.....	Individual - Brian Flores, May 20, 2007 at Oregon State (W, 8-1)
.....	Team - 2 pitchers, March 16, 2024 at Arizona (W, 4-0)
Threw a two-hitter.....	Will Waldrip, Jan. 23, 1999 vs. Hawaii-Hilo (W, 3-0)
.....	Team - 3 pitchers, March 8, 2025 vs. Gonzaga (W, 3-1)
Were no-hit.....	Phil Keller, March 23, 1970 vs. Stanford (L, 1-0)
Were one-hit.....	Noah Bremer, at Washington, May 12, 2017 (L, 0-4)
Were two-hit.....	#7 Texas A&M (2 pitchers), March 1, 2024 (L, 0-4)
Threw a complete game.....	Justin Fall, May 8, 2021 at Cal (W, 6-3)
Threw a complete game shutout.....	Eli Lingos, March 30, 2018 at Washington St. (W, 7-0)
Opponent threw a complete game shutout.....	Bryson Van Sickle, vs. Utah, April 12, 2024 (L, 0-10)
Threw back-to-back complete games.....	Trevor Williams, 3/1/13 vs. Pacific (W, 8-1) and 3/9 vs. Long Beach State (W, 4-0)
Threw back-to-back complete game shutouts.....	Brady Rodgers/Kramer Champlin, May 20 and 21, 2011 at Washington
Had an opposing pitcher throw a complete game.....	Bryson Van Sickle, vs. Utah, April 12, 2024 (L, 0-10)

2026 Sun Devil Baseball

LAST TIME

Shut out an opponent.....	March 4, 2025 vs. UNLV (W, 7-0)
Had a shutout in a midweek game.....	March 4, 2025 vs. UNLV (W, 7-0)
Shut out an opponent (five or more pitchers).....	March 4, 2025 vs. UNLV (W, 7-0, 5 pitchers)
Shut out an opponent in back to back games (one or more pitchers).....	March 7 and 12, 2021 vs. Utah and Cal State Fullerton (5-0 and 10-0)
ASU was shutout.....	vs. BYU, May 21, 2025 (L, 0-2)
Relief pitcher struck out 10 or more batters in a game.....	Cole Carlon (10), April 6, 2025 vs. #22 Arizona (W, 8-4)
Team struck out 18 or more batters.....	18, March 6, 2026 vs. LMU (W, 12-4)
Team struck out 40+ batters in a weekend series.....	42, April 24-26, 2025 vs. BYU
Had back-to-back starts with 10 strikeouts.....	Ben Jacobs (13, 11, 10), April 27, 2025 vs. Texas Tech, April 24, 2025 vs. BYU, May 2, 2025 at Baylor
Pitcher Struck out 12 or more batters in a game.....	Ben Jacobs (13), April 17, 2025 vs. Texas Tech (W, 10-4)
Individual struck out 15 or more batters in a game.....	Mike Leake (15), May 30, 2009 vs. Oral Roberts (CG, 4-1 Win in Tempe Regional)
Had an opposing pitcher strike out 10 or more Sun Devils.....	Cooper Hjerpe (12), at #3 Oregon State, March 18, 2022 (L, 0-21)
Had 10+ strikeouts with no walks.....	Ben Jacobs (13), April 17, 2025 vs. Texas Tech (W, 10-4)
Did not walk a batter (complete game).....	Ryan Kellogg, May 14, 2015 vs Washington State (W, 5-0)
Recorded 10 wins in a season.....	Ryan Kellogg, 11-1 (2013)
Hit three batters in a game.....	Ross Dunn (3), March 17, 2023 at Utah (W, 9-7)
Starting pitcher hit a home run in a game.....	Erik Tolman, April 23, 2019 vs. UNLV (W, 9-2)
Reliever pitched 5.0+ innings in relief.....	51, Hunter Omlid, vs. Utah Valley, March 19, 2024 (W, 5-4)
Used 10+ pitchers.....	12, April 21, 2021 at GCU (school record)
Pitcher went 7.0 innings with one hit or less.....	1 hit in 7.0 IP, Jack Martinez (10), March 8, 2025 vs. Gonzaga (W, 3-1)

Fielding Categories

Had no errors in four straight games.....	7, March 2, 4, 7-9, 12, 15 vs. Minnesota, UNLV, Gonzaga, @Arizona, @TCU
Individual committed three or more errors in one game.....	Nu'u Contrades (3), May 2, 2025 at Baylor
Team had five errors in one game.....	5, April 22, 2023 vs. #21 Oregon State
Had 16 or more putouts in one game.....	Josiah Cromwick (18), Catcher, vs. BYU, May 21, 2025 (L, 0-2)
Had 20 or more put outs in one game.....	Zach Wilson (20), First Base, April 21, 2011 at Cal
Had eight or more assists in one game.....	Hunter Haas (8), April 10, 2021 at Washington (W, 8-1)
.....	Sean McLain (8), April 17, 2021 vs. #18 Stanford (L, 9-11 (12))
Caught and pitched in the same game.....	Jordan Swagerty, March 17, 2010 vs. USC (2x in 2010)
Turned four double plays in one game.....	April 13, 2024, vs. Utah (W, 8-3)
Turned five+ double plays in one game.....	5, April 25, 2010, vs. Washington (TIES ASU RECORD)
Turned a triple play.....	Cole Carlon (P), Jacob Tobias (1B) and Steven Ondina (SS), April 28, 2024 vs. USC

Scoring and Misc. Categories

Recorded 20+ hits.....	23, March 8, 2026 vs. LMU (W, 29-4)
Recorded 20+ hits in back-to-back games.....	22 and 22, February 3-4, 2007 vs. Southern Utah
Scored 20+ runs.....	29, March 8, 2026 vs. LMU (W, 29-4)
Scored 30+ runs.....	30, March 13, 2005 vs. Western Illinois (W, 30-13 in Baton Rouge, La.)
Scored 10+ runs in one inning.....	10, 7th inning, May 13, 2025 vs. GCU (W, 17-7)
Allowed 10+ runs in one inning.....	13, 6th Inning, April 29, 2022 at #13 UCLA (L, 2-19)
Scored 5+ runs with two outs.....	5 (2nd inning), Feb. 24, 2026 at #13 Oklahoma (W, 15-3 (7))
Allowed 5 or more home runs in a game.....	6, vs. Texas Tech, April 19, 2025 (L, 8-12)
Allowed 3 or more home runs in an inning.....	3, at Oklahoma State, May 17, 2025
Walked 15+ times in a game.....	15, March 31, 2019 vs Arizona (W, 17-16)
Walked 15+ opponent batters.....	15, March 18, 2022 at #3 Oregon State (L, 0-21)
Stranded 15+ ASU runners on base in one game.....	15, March 6, 2022 at San Diego State (W, 6-4)
Stranded 15+ opponent runners on base in one game.....	15, March 18, 2022 at #3 Oregon State (L, 0-21)
Surrendered a ninth inning lead.....	Feb 25, 2026 at #13 Oklahoma (led 3-2, lost 4-3)
Walked off an opponent (9+ inning game).....	Nu'u Contrades (Two-run homer), March 23, 2025 vs. #22 Kansas (W, 7-6)
Were walked off by an opponent.....	Feb 25, 2026 at #13 Oklahoma (led 3-2, lost 4-3)
Swept a three-game conference series.....	April 24-26, 2025 vs. BYU (8-3, 12-4, 16-6)
Swept a three-game ROAD conference series.....	March 28-30, 2025 at Utah (9-5, 7-3, 18-6)
Swept a three-game Non-Conference series.....	March 6-8, 2026 vs. LMU (12-4, 9-1, 29-4)
Shut out an opponent twice in a series.....	March 26-28, 2021 vs. Washington St. (10-0, 5-4, 9-0)
Were swept in a conference series.....	May 15-17, 2025 at Oklahoma State (2-6, 6-9, 4-7)
Were swept in a conference series at home.....	May 5-7, 2023 vs. #7 Stanford (6-8, 11-12, 4-9)
Were swept in a three-game Non-Conference series.....	March 3-5, 2023 vs UC Irvine (6-16, 9-10, 2-7)
Played in extra innings.....	10, April 13, 2025 at Cincinnati (L, 8-9)
Played in 14+ innings.....	16, April 9, 2021 at Washington (W, 3-2 (16))
Played back-to-back extra inning games.....	March 29-30, 2018, at Washington State (L, 8-7 (10)), (L, 4-3 (11))
Played a game lasting 5+ hours.....	5 hours, 4 minutes, April 9, 2021 at Washington (W, 3-2 (16))
ASU overcame a five-run deficit.....	7, May 18, 2024 vs. UNLV (Down 13-6, W, 14-13)
ASU overcame 4+ five-run deficits in a season.....	4, 2023 (7 vs. NDSU (W)), 7 vs GCU (W), 5 vs. #21 OSU (W), 5 at #23 ORE (W))
Run-ruled a ranked opponent.....	Feb. 24, 2026 at #13 Oklahoma (W, 15-3 (7))

2026 Sun Devil Baseball

TEAM AND INDIVIDUAL RANKINGS/SEASON AND CAREER RANKINGS

NATIONAL/LEAGUE RANKINGS

Team			
Base on Balls (300 ranked)	127	9	.74
Batting Average (300 ranked)	13	2	0.338
Double Plays (299 ranked)	111	7	.11
Double Plays Per Game (300 ranked)	128	7	0.69
Doubles (298 ranked)	17	2	.40
Doubles Per Game (300 ranked)	14	3	2.5
Earned Run Average (300 ranked)	52	7	4.01
Fielding Percentage (300 ranked)	8	1	0.986
Hit Batters (300 ranked)	295	14	.10
Hit by Pitch (299 ranked)	106	6	.25
Hits (300 ranked)	18	3	.187
Hits Allowed Per Nine Innings (300 ranked)	51	5	.79
Home Runs (300 ranked)	10	2	.33
Home Runs Per Game (300 ranked)	7	2	2.06
On Base Percentage (300 ranked)	27	3	0.433
Runs (300 ranked)	21	2	.157
Sacrifice Bunts (284 ranked)	173	9	.4
Sacrifice Flies (292 ranked)	77	7	.8
Scoring (300 ranked)	15	2	.98
Slugging Percentage (300 ranked)	7	2	0.599
Stolen Bases (300 ranked)	35	2	.36
Stolen Bases Per Game (300 ranked)	38	3	2.25
Strikeout-to-Walk Ratio (300 ranked)	77	8	2.32
Strikeouts Per Nine Innings (300 ranked)	40	3	10.7
Triples (231 ranked)	125	10	.3
Triples Per Game (280 ranked)	140	11	.019
WHIP (300 ranked)	69	8	1.39
WL Pct (300 ranked)	43	4	0.75
Walks Allowed Per Nine Innings (300 ranked)	131	10	4.6

Individual

Category	Name	Nat'l	Big 12	Value
Batting Average (250 ranked)	Landon Hairston	51	4	0.424
Doubles (113 ranked)	Landon Hairston	27	2	.8
	Garrett Michel	62	7	.7
	Austen Roellig	62	7	.7
Doubles Per Game (150 ranked)	Landon Hairston	29	3	0.5
	Garrett Michel	29	3	0.5
	Austen Roellig	29	3	0.5
Games Started (17 ranked)	Cole Carlon	17	1	.4
	Colin Linder	17	1	.4
Hit By Pitch Per Game (129 ranked)	Dean Toigo	129	7	0.38
Hit by Pitch (82 ranked)	Dean Toigo	82	4	.6
Hits (141 ranked)	Landon Hairston	79	6	.25
Hits Allowed Per Nine Innings (148 ranked)	Cole Carlon	117	7	.6
Hits Per Game (150 ranked)	Landon Hairston	76	7	1.56
Home Runs (101 ranked)	Landon Hairston	51	4	.6
	Dominic Longo II	51	4	.6
	Dean Toigo	51	4	.6
Home Runs Per Game (150 ranked)	Dominic Longo II	38	5	0.43
	Landon Hairston	64	7	0.38
	Dean Toigo	64	7	0.38
On Base Percentage (146 ranked)	Landon Hairston	89	8	0.527
Pitching Appearances (139 ranked)	Sean Fitzpatrick	38	3	.8
	Derek Schaefer	139	11	.7
Runs (132 ranked)	Landon Hairston	66	6	.21
Runs Batted In (131 ranked)	Landon Hairston	35	7	.24
Runs Batted In Per Game (147 ranked)	Landon Hairston	33	7	1.5
Runs Per Game (140 ranked)	Landon Hairston	63	8	1.31
	PJ Moutzouridis	122	16	1.23
Sacrifice Bunts (131 ranked)	PJ Moutzouridis	131	8	.2
Sacrifice Bunts Per Game (148 ranked)	PJ Moutzouridis	148	8	0.15
Sacrifice Flies (98 ranked)	PJ Moutzouridis	28	4	.3
Saves (179 ranked)	Derek Schaefer	57	3	.2
Slugging Percentage (249 ranked)	Landon Hairston	23	3	0.864
	Dominic Longo II	39	6	0.826
Stolen Bases (124 ranked)	Nu'u Contrades	80	6	.8
	Landon Hairston	124	9	.7
Stolen Bases Per Game (138 ranked)	Nu'u Contrades	92	4	0.53
Strikeout-to-Walk Ratio (149 ranked)	Cole Carlon	130	7	4.83
Strikeouts (147 ranked)	Cole Carlon	54	3	.29
Strikeouts Per Nine Innings (150 ranked)	Cole Carlon	82	5	12.43
Total Bases (144 ranked)	Landon Hairston	31	4	.51
Toughest to Strike Out (150 ranked)	Brody Briggs	32	1	.15
	Nu'u Contrades	97	3	10.6
	Landon Hairston	124	6	9.8
Triples (144 ranked)	PJ Moutzouridis	144	11	.1
	Matthew Polk	144	11	.1
	Beckett Zavorek	144	11	.1
Victories (135 ranked)	Josh Butler	135	6	.2
	Kole Klecker	135	6	.2
	Taylor Penn	135	6	.2
	Jaden Alba	135	6	.2
	Cole Carlon	135	6	.2
WHIP (150 ranked)	Cole Carlon	99	7	0.95

Career Rankings (Since 1998 only)

Highest stolen base pct. (min. 20 attempts)

1. **912 - Contrades, Nu'u (31-34) - 2023-p**
2. 900 - Keaschall, Luke (18-20) - 2023
3. 871 - Mikel Moreno (27-31) - 1998

Lowest opponent batting avg. (min. 50 IP)

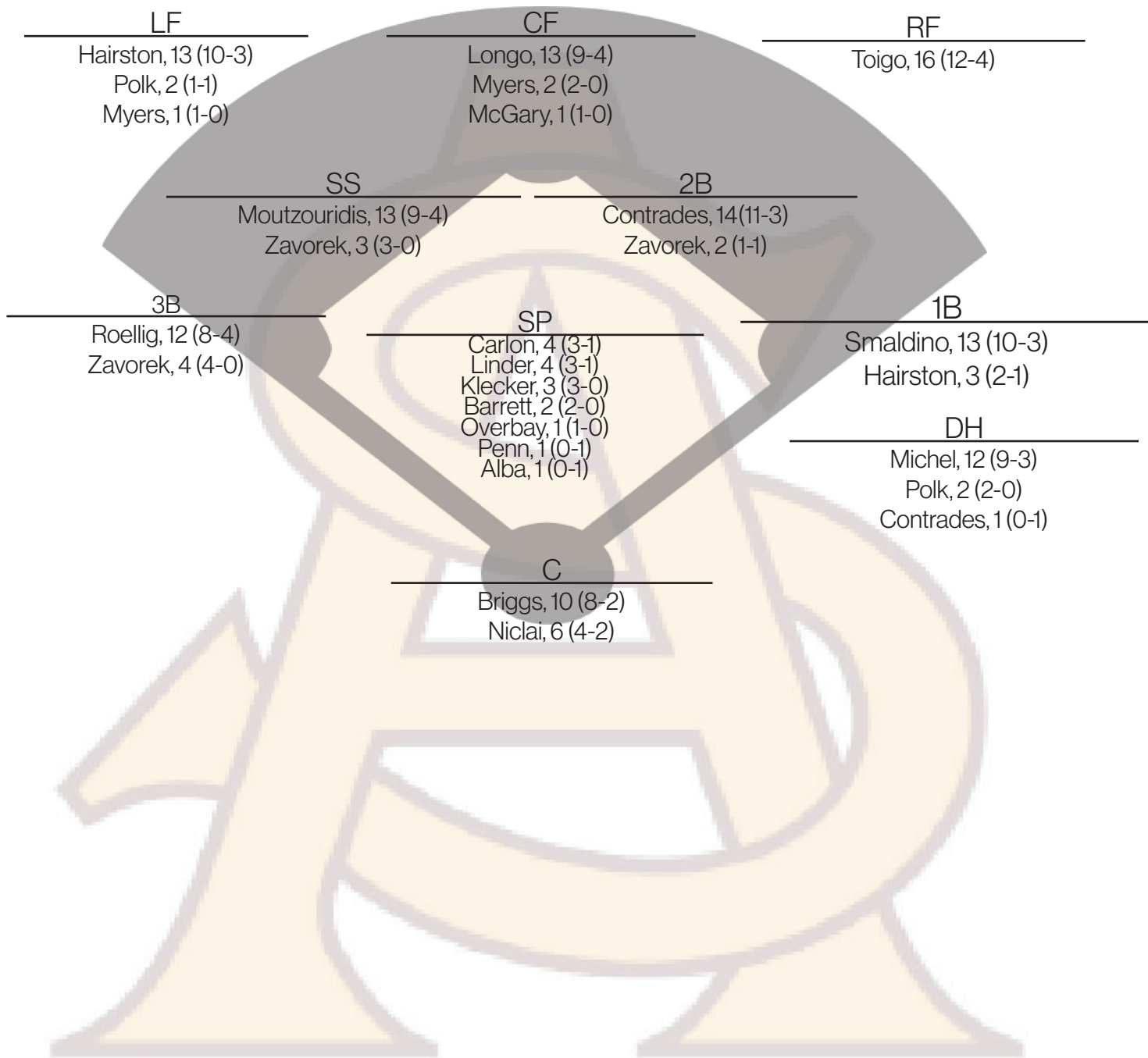
- 1.184 - Burr, Ryan (135.1 IP) - 2013-15
- 2.191 - Tolman, Erik (791 IP) - 2019-21
3. 205 - Lambson, Mitchell (215.0 IP) - 2009-11
4. 213 - Lilek, Brett (182.2 IP) - 2013-15
5. 223 - Rodgers, Brady (286.0 IP) - 2010-12
- 223 - Dunbar, Matthew (76.1 IP) - 2012-13
6. **.227 - Carlon, Cole (110.1 IP) - 2024-p**

Most strikeouts/9 inn game (min. 50 IP)

- 1.13.32 - Jacobs, Ben (150.0 IP) - 2024-25
2. 12.80 - Martinez, Jack (771 IP) - 2025
3. 12.64 - Burr, Ryan (135.1 IP) - 2013-15
4. **12.62 - Halvorson, Wyatt (62.2 IP) - 2024-p**
5. **11.59 - Carlon, Cole (110.1 IP) - 2024-p**


2026 Sun Devil Baseball

RECORD BY POSITION STARTS



2026 Sun Devil Baseball

TV/RADIO ROSTER



#2, BECKETT ZAVOREK
SO. • INF • R/R • 5-10 • 180



#3, LONDON HAIRSTON
SO. • OF • L/L • 5-11 • 195



#4, MATT POLK
GR. • OF • R/R • 5-11 • 195



#5, BRENDEN LEWIS
FR. • INF • R/R • 5-10 • 170



#6, NU'U CONTRADES
R-JR. • INF • R/R • 5-10 • 180



#7, RYAN DARRAH
FR. • OF • R/R • 6-3 • 190



#8, SAM MYERS
JR. • OF • L/L • 5-9 • 185



#9, BRODY BRIGGS
R-SO. • C • L/R • 6-1 • 205



#10, PJ MOUTZOURIDIS
JR. • INF • R/R • 6-0 • 190



#11, EASTON BARRETT
SO. • LHP • L/L • 6-01 • 180



#12, JADEN ALBA
JR. • RHP • R/R • 6-3 • 225



#13, COEN NICLAI
SO. • C • R/R • 6-2 • 215



#14, COLE CARLON
JR. • LHP • L/L • 6-5 • 230



#15, ALEX OVERBAY
JR. • RHP • R/R • 6-3 • 220



#16, WYATT HALVORSON
JR. • RHP • R/R • 6-4 • 230



#17, KY MCGARY
SO. • OF • R/R • 5-11 • 180



#18, FINN LEACH
FR. • INF • L/R • 6-0 • 195



#19, FINN EDWARDS
SO. • RHP • R/R • 6-7 • 210



#20, DEREK SCHAEFER
JR. • RHP • R/R • 6-3 • 210



#21, AUSTIN MUSSO
FR. • RHP • R/R • 6-2 • 215

2026 Sun Devil Baseball

TV/RADIO ROSTER



#22, ELI BUXTON
SO. • RHP • R/R • 6-5 • 210



#23, DOMINIC LONGO
JR. • OF/INF • R/R • 6-3 • 205



#24, AUSTEN ROELLIG
R-SO. • INF • R/R • 5-11 • 185



#25, DOMINIC SMALDINO
JR. • INF • R/R • 6-6 • 230



#26, NICK ANELLO
SR. • RHP • R/R • 6-3 • 210



#27, KOLE KLECKER
SR. • RHP • R/R • 6-3 • 205



#28, GARRETT MICHEL
R-JR. • INF • L/R • 6-0 • 220



#29, TOMMY BROWN
FR. • C • R/R • 6-3 • 185




#31, COLIN LINDER
R-JR. • RHP • L/R • 6-4 • 235



#32, JOSH BUTLER
JR. • RHP • R/R • 6-7 • 230



#35, BRADY LOUCK
JR. • LHP • L/L • 5-10 • 180



#36, COOPER CLOUSER
FR. • C • L/R • 6-1 • 200



#37, COLBY GUY
GR. • RHP • R/R • 5-10 • 165



#38, SEAN FITZPATRICK
SR. • LHP • L/L • 6-0 • 175



#39, RYAN CARUSO
FR. • RHP • R/R • 6-1 • 185



#40, MARCELO
RODRIGUEZ
FR. • RHP • R/R • 6-2 • 205



#41, TAYLOR PENN
SO. • RHP • R/R • 6-5 • 200



#44, JAXSYN DURST
FR. • OF • L/L • 5-10 • 175



#46, BRANDON OLIVERA
R-SO. • RHP • R/R • 6-1 • 205



#54, ASHTON HIGGINS
FR. • RHP • R/R • 6-4 • 205



#55, DEAN TOIGO
5YR. • OFP • L/R • 6-4 • 205

Arizona State Baseball 2025-2026 Season

(As of Mar 11, 2026)

Season Summary

Record: 12-4 Home: 11-0 Away: 1-1 Neutral: 0-3 Conference: 0-0

Extra Inn: 0-0 Vs. Ranked: 1-3

DATE	OPPONENT	SCORE	PLAYER	AVG	SLUG	OBP	GP	AB	R	H	2B	3B	HR	RBI	BB	K	SB	CS	E
02-13	Omaha	W 7-2	HAIRSTON, Landon	.424	.864	.527	16	59	21	25	8	0	6	24	10	6	6	2	0
02-14	Omaha	W 11-5	CONTRADES, Nuu	.396	.755	.467	15	53	15	21	4	0	5	20	5	5	8	0	1
02-15	Omaha	W 6-4	ROELLIG, Austen	.367	.571	.429	14	49	15	18	7	0	1	10	6	10	1	0	1
02-17	Connecticut	W 17-7	LONGO, Dominic	.348	.826	.464	14	46	14	16	4	0	6	13	9	11	4	1	0
02-20	St. John's	W 9-1	MICHEL, Garrett	.341	.568	.423	14	44	8	15	7	0	1	10	6	8	0	1	0
02-21	St. John's	W 3-1	MOUTZOURIDIS, PJ	.320	.400	.422	13	50	16	16	2	1	0	9	7	8	6	1	1
02-22	St. John's	W 16-6	SMALDINO, Dominic	.308	.596	.390	15	52	10	16	3	0	4	7	6	16	1	0	1
02-24	at Oklahoma	W 15-3	BRIGGS, Brody	.300	.400	.371	12	30	5	9	0	0	1	6	4	2	1	0	0
02-25	at Oklahoma	L 3-4	ZAVOREK, Beckett	.286	.486	.333	12	35	6	10	2	1	1	10	1	6	4	0	3
02-27	at Mississippi St.	L 4-8	TOIGO, Dean	.268	.625	.406	16	56	18	15	2	0	6	15	7	12	1	2	0
02-28	Tennessee	L 3-5	LEACH, Finn	.667	.667	.750	3	3	3	2	0	0	0	1	1	0	0	0	0
03-01	at Texas AM	L 3-9	MCGARY, Ky	.417	.417	.533	9	12	6	5	0	0	0	2	2	2	2	1	1
03-06	Loyola Marymount	W 12-4	CLOUSER, Cooper	.400	.400	.625	7	5	4	2	0	0	0	1	3	1	0	0	0
03-07	Loyola Marymount	W 9-1	DARRAH, Ryan	.333	.333	.500	2	3	1	1	0	0	0	1	0	1	0	0	0
03-08	Loyola Marymount	W 29-4	MYERS, Sam	.313	.313	.313	8	16	3	5	0	0	0	4	0	4	0	0	0
03-10	Arizona	W 10-4	NICLAI, Coen	.300	.450	.500	7	20	8	6	0	0	1	7	6	4	0	0	0
			POLK, Matt	.263	.579	.263	9	19	3	5	1	1	1	5	0	4	1	0	0
			DURST, Jaxsyn	.000	.000	.333	3	2	1	0	0	0	0	1	1	0	0	0	0
			Totals	.338	.599	.433		554	157	187	40	3	33	146	74	100	35	8	8
			Opponents	.235	.355	.336		519	68	122	14	3	14	63	71	165	12	5	21

* Conf Game; - Neutral Site; + Extra Innings; * Postseason; (F) Forfeit

LOB - Team (114), Opp (121). DPs turned - Team (12), Opp (9). CI - Team (0), Opp (0). IBB - Team (2): HAIRSTON, Landon (1); CONTRADES, Nuu (1). Picked off - Team (5): MOUTZOURIDIS, PJ (1); ZAVOREK, Beckett (1); ROELLIG, Austen (1); MICHEL, Garrett (1); CONTRADES, Nuu (1).

PLAYER	ERA	W-L	APP	GS	CG	SHO	SV	IP	H	R	ER	BB	K	AVG	HR
OVERBAY, Alex	0.69	0-0	5	1	0	0	0	13.0	11	1	1	6	18	.234	0
PENN, Taylor	2.92	2-0	6	1	0	0	0	12.1	13	4	4	3	12	.271	2
CARLON, Cole	3.00	2-1	4	4	0	0	0	21.0	14	8	7	6	29	.182	3
LINDER, Colin	3.63	1-1	5	4	0	0	0	17.1	15	7	7	11	18	.234	1
KLECKER, Kole	4.50	2-0	3	3	0	0	0	14.0	11	7	7	3	15	.220	4
ALBA, Jaden	7.36	2-1	5	1	0	0	0	11.0	13	11	9	6	12	.283	2
BARRETT, Easton	13.50	0-0	4	2	0	0	0	5.1	4	8	8	13	7	.222	0
HALVORSON, Wyatt	0.00	0-0	3	0	0	0	0	6.2	1	0	0	2	7	.050	0
FITZPATRICK, Sean	0.00	1-0	8	0	0	0	0	7.0	2	1	0	2	12	.091	0
BUTLER, Josh	2.45	2-0	6	0	0	0	0	7.1	8	2	2	3	4	.276	1
SCHAEFER, Derek	2.57	0-1	7	0	0	0	2	7.0	5	2	2	2	7	.208	0
EDWARDS, Finn	3.37	0-0	3	0	0	0	0	2.2	3	1	1	2	6	.250	0
GUY, Colby	4.50	0-0	4	0	0	0	0	4.0	3	2	2	3	5	.214	0
MUSSO, Austin	6.23	0-0	4	0	0	0	0	4.1	6	4	3	3	7	.333	1
ANELLO, Nick	6.75	0-0	2	0	0	0	0	1.1	1	1	1	2	1	.200	0
LOUCK, Brady	9.00	0-0	3	0	0	0	0	2.0	4	3	2	1	3	.400	0
BUXTON, Eli	20.25	0-0	4	0	0	0	0	2.2	8	6	6	3	2	.533	0
Totals	4.01	12-4	16	0	0	2		139.0	122	68	62	71	165	.235	14
Opponents	9.96	4-12	16	0	0	1		131.0	187	157	145	74	100	.338	33

PB - Team(3): NICLAI, Coen (2); BRIGGS, Brody (1), Opp (2). Pickoffs - Team(3): LINDER, Colin (1); FITZPATRICK, Sean (1); PENN, Taylor (1), Opp (5). SBA/ATT - BRIGGS, Brody (7-10); NICLAI, Coen (5-7); SCHAEFER, Derek (1-1).

SCORE BY INNINGS	1	2	3	4	5	6	7	8	9	EX	TOTAL
Arizona State	12	17	24	26	10	23	22	21	2	0	157
Opponents	4	17	7	2	8	10	2	5	13	0	68

Win-loss breakouts - Day: 6-3; Night 6-1; 1-run games: 0-1; 2-run games: 2-1; 5+run games: 10-1; Shutouts: 0-0. Current win streak: 4; Home winning streak: 11. Attendance - Home: 37132 (avg 3376); Away: 0 (avg 0); Total: 69480 (avg 4343); vs LH SP: 1-1; vs RH SP: 11-3; Current streak: 4; Longest winning streak: 8; Longest losing streak: 4;

Arizona State Baseball 2025-2026 Season

(As of Mar 11, 2026)

Overall Statistics

Record: 12-4 Home: 11-0 Away: 1-1 Neutral: 0-3 Conference: 0-0
Extra Inn: 0-0 Vs. Ranked: 1-3

PLAYER	AVG	GP-GS	AB	R	H	2B	3B	HR	XB	RBI	TB	SLG	BB	HP	K	GDP	OB%	SF	SH	SB-ATT	PO	A	E	FLD%
HAIRSTON, Landon	.424	16-16	59	21	25	8	0	6	14	24	51	.864	10	4	6	2	.527	1	0	6-8	45	0	0	1.000
CONTRADES, Nuu	.396	15-15	53	15	21	4	0	5	9	20	40	.755	5	2	5	1	.467	0	0	8-8	13	32	1	.978
ROELLIG, Austen	.367	14-12	49	15	18	7	0	1	8	10	28	.571	6	0	10	1	.429	1	1	1-1	7	15	1	.957
LONGO, Dominic	.348	14-13	46	14	16	4	0	6	10	13	38	.826	9	1	11	0	.464	0	0	4-5	27	0	0	1.000
MICHEL, Garrett	.341	14-13	44	8	15	7	0	1	8	10	25	.568	6	1	8	2	.423	1	0	0-1	1	0	0	1.000
MOUTZOURIDIS, PJ	.320	13-13	50	16	16	2	1	0	3	9	20	.400	7	4	8	0	.422	3	2	6-7	14	31	1	.978
SMALDINO, Dominic	.308	15-13	52	10	16	3	0	4	7	7	31	.596	6	1	16	2	.390	0	0	1-1	103	4	1	.991
BRIGGS, Brody	.300	12-10	30	5	9	0	0	1	1	6	12	.400	4	0	2	0	.371	1	0	1-1	93	8	0	1.000
ZAVOREK, Beckett	.286	12-9	35	6	10	2	1	1	4	10	17	.486	1	2	6	1	.333	1	1	4-4	5	17	3	.880
TOIGO, Dean	.268	16-16	56	18	15	2	0	6	8	15	35	.625	7	6	12	0	.406	0	0	1-3	33	0	0	1.000
LEACH, Finn	.667	3-0	3	3	2	0	0	0	0	1	2	.667	1	0	0	0	.750	0	0	0-0	1	3	0	1.000
MCGARY, Ky	.417	9-1	12	6	5	0	0	0	0	2	5	.417	2	1	2	0	.533	0	0	2-3	3	0	1	.750
CLOUSER, Cooper	.400	7-0	5	4	2	0	0	0	0	1	2	.400	3	0	1	0	.625	0	0	0-0	4	1	0	1.000
DARRAH, Ryan	.333	2-0	3	1	1	0	0	0	0	1	1	.333	0	1	1	0	.500	0	0	0-0	0	0	0	.000
MYERS, Sam	.313	8-3	16	3	5	0	0	0	0	4	5	.313	0	0	4	0	.313	0	0	0-0	4	0	0	1.000
NICLAI, Coen	.300	7-6	20	8	6	0	0	1	1	7	9	.450	6	2	4	0	.500	0	0	0-0	56	9	0	1.000
POLK, Matt	.263	9-4	19	3	5	1	1	1	3	5	11	.579	0	0	4	0	.263	0	0	1-1	2	0	0	1.000
DURST, Jaxsyn	.000	3-0	2	1	0	0	0	0	0	1	0	.000	1	0	0	0	.333	0	0	0-0	0	0	0	.000
Others																					6	16	0	1.000
Totals	.338	-	554	157	187	40	3	33	76	146	332	.599	74	25	100	9	.433	8	4	35-43	417	136	8	.986
Opponents	.235	-	519	68	122	14	3	14	31	63	184	.355	71	10	165	9	.336	5	3	12-17	393	158	21	.963

LOB - Team (114), Opp (121). DPs turned - Team (12), Opp (9). CI - Team (0), Opp (0). IBB - Team (2): HAIRSTON, Landon (1);CONTRADES, Nuu (1) . Picked off - Team (5): MOUTZOURIDIS, PJ (1);ZAVOREK, Beckett (1);ROELLIG, Austen (1);MICHEL, Garrett (1);CONTRADES, Nuu (1) .

PLAYER	ERA	W-L	APP	GS	CG	SHO	SV	IP	H	R	ER	BB	K	WHIP	2B	3B	HR	AVG	WP	HP	BK	SFA	SHA
OVERBAY, Alex	0.69	0-0	5	1	0	0	0	13.0	11	1	1	6	18	1.31	2	0	0	.234	0	1	0	0	0
PENN, Taylor	2.92	2-0	6	1	0	0	0	12.1	13	4	4	3	12	1.30	0	0	2	.271	0	0	0	0	0
CARLON, Cole	3.00	2-1	4	4	0	0	0	21.0	14	8	7	6	29	0.95	1	1	3	.182	0	0	0	0	0
LINDER, Colin	3.63	1-1	5	4	0	0	0	17.1	15	7	7	11	18	1.50	2	0	1	.234	1	3	0	0	1
KLECKER, Kole	4.50	2-0	3	3	0	0	0	14.0	11	7	7	3	15	1.00	1	0	4	.220	1	2	0	0	0
ALBA, Jaden	7.36	2-1	5	1	0	0	0	11.0	13	11	9	6	12	1.73	2	0	2	.283	2	3	0	2	0
BARRETT, Easton	13.50	0-0	4	2	0	0	0	5.1	4	8	8	13	7	3.19	0	0	0	.222	0	0	0	0	1
HALVORSON, Wyatt	0.00	0-0	3	0	0	0	0	6.2	1	0	0	2	7	0.45	0	0	0	.050	1	1	0	0	0
FITZPATRICK, Sean	0.00	1-0	8	0	0	0	0	7.0	2	1	0	2	12	0.57	1	0	0	.091	1	0	0	0	0
BUTLER, Josh	2.45	2-0	6	0	0	0	0	7.1	8	2	2	3	4	1.50	0	0	1	.276	0	0	0	1	0
SCHAEFER, Derek	2.57	0-1	7	0	0	0	2	7.0	5	2	2	2	7	1.00	3	1	0	.208	0	0	0	1	0
EDWARDS, Finn	3.37	0-0	3	0	0	0	0	2.2	3	1	1	2	6	1.87	0	0	0	.250	0	0	0	0	0
GUY, Colby	4.50	0-0	4	0	0	0	0	4.0	3	2	2	3	5	1.50	1	0	0	.214	0	0	0	0	1
MUSSO, Austin	6.23	0-0	4	0	0	0	0	4.1	6	4	3	3	7	2.08	0	1	1	.333	0	0	0	0	0
ANELLO, Nick	6.75	0-0	2	0	0	0	0	1.1	1	1	1	2	1	2.25	1	0	0	.200	0	0	0	0	0
LOUCK, Brady	9.00	0-0	3	0	0	0	0	2.0	4	3	2	1	3	2.50	0	0	0	.400	2	0	0	1	0
BUXTON, Eli	20.25	0-0	4	0	0	0	0	2.2	8	6	6	3	2	4.12	0	0	0	.533	1	0	1	0	0
Totals	4.01	12-4	16	0	0	2	139.0	122	68	62	71	165	1.39	14	3	14	.235	9	10	1	5	3	
Opponents	9.96	4-12	16	0	0	1	131.0	187	157	145	74	100	1.99	40	3	33	.338	18	25	1	8	4	

PB - Team(3): NICLAI, Coen (2);BRIGGS, Brody (1) , Opp (2). Pickoffs - Team(3): LINDER, Colin (1);FITZPATRICK, Sean (1);PENN, Taylor (1) , Opp (5). SBA/ATT - BRIGGS, Brody (7-10);NICLAI, Coen (5-7);SCHAEFER, Derek (1-1) .

Arizona State Baseball 2025 - 2026 Season

(As of Mar 11, 2026)

Overall Statistics

PLAYER	C	PO	A	E	FLD%	DP	SBA	CSB	SBA%	PB	CI
BRIGGS, Brody	101	93	8	0	1.000	0	7	3	.700	1	0
NICLAI, Coen	65	56	9	0	1.000	0	5	2	.714	2	0
HAIRSTON, Landon	45	45	0	0	1.000	4	0	0	0	0	0
TOIGO, Dean	33	33	0	0	1.000	0	0	0	0	0	0
LONGO, Dominic	27	27	0	0	1.000	0	0	0	0	0	0
CLOUSER, Cooper	5	4	1	0	1.000	0	0	0	0	0	0
MYERS, Sam	4	4	0	0	1.000	0	0	0	0	0	0
LINDER, Colin	5	2	3	0	1.000	0	0	0	0	0	0
POLK, Matt	2	2	0	0	1.000	0	0	0	0	0	0
PENN, Taylor	3	2	1	0	1.000	0	0	0	0	0	0
OVERBAY, Alex	3	1	2	0	1.000	1	0	0	0	0	0
LEACH, Finn	4	1	3	0	1.000	0	0	0	0	0	0
MICHEL, Garrett	1	1	0	0	1.000	0	0	0	0	0	0
FITZPATRICK, Sean	2	1	1	0	1.000	0	0	0	0	0	0
BARRETT, Easton	2	0	2	0	1.000	0	0	0	0	0	0
ALBA, Jaden	1	0	1	0	1.000	0	0	0	0	0	0
CARLON, Cole	3	0	3	0	1.000	1	0	0	0	0	0
SCHAEFER, Derek	2	0	2	0	1.000	0	1	0	1.000	0	0
GUY, Colby	1	0	1	0	1.000	0	0	0	0	0	0
SMALDINO, Dominic	108	103	4	1	.991	6	0	0	0	0	0
MOUTZOURIDIS, PJ	46	14	31	1	.978	6	0	0	0	0	0
CONTRADES, Nuu	46	13	32	1	.978	5	0	0	0	0	0
ROELLIG, Austen	23	7	15	1	.957	1	0	0	0	0	0
ZAVOREK, Beckett	25	5	17	3	.880	5	0	0	0	0	0
MCGARY, Ky	4	3	0	1	.750	0	0	0	0	0	0
Totals	561	417	136	8	.986	12	13	5	.722	3	0
Opponents	572	393	158	21	.963	9	40	10	.800	2	0

Arizona State Baseball 2025-2026 Season

(As of Mar 11, 2026)

Season Results

DATE	OPPONENT	SCORE	INNS	OVERALL	CONF	PITCHER OF RECORD	SAVE	ATTEND	TIME
02-13-26	Omaha	W 7-2	9	1-0		CARLON, Cole (W 1-0)		3690	2:49
02-14-26	Omaha	W 11-5	9	2-0		BUTLER, Josh (W 1-0)		3188	3:25
02-15-26	Omaha	W 6-4	9	3-0		FITZPATRICK, Sean (W 1-0)	SCHAEFER, Derek (1)	3436	3:14
02-17-26	Connecticut	W 17-7	9	4-0		KLECKER, Kole (W 1-0)		2834	3:07
02-20-26	St. John's	W 9-1	9	5-0		CARLON, Cole (W 2-0)		3693	2:42
02-21-26	St. John's	W 3-1	9	6-0		BUTLER, Josh (W 2-0)	SCHAEFER, Derek (2)	2804	2:22
02-22-26	St. John's	W 16-6	9	7-0		ALBA, Jaden (W 1-0)		2816	3:43
02-24-26	at Oklahoma	W 15-3	9	8-0		KLECKER, Kole (W 2-0)		1413	2:42
02-25-26	at Oklahoma	L 3-4	9	8-1		SCHAEFER, Derek (L 0-1)		1754	2:45
02-27-26	at Mississippi St.	L 4-8	9	8-2		CARLON, Cole (L 2-1)		7181	2:49
02-28-26	Tennessee	L 3-5	9	8-3		LINDER, Colin (L 0-1)		13097	3:07
03-01-26	at Texas AM	L 3-9	9	8-4		ALBA, Jaden (L 1-1)		8903	2:59
03-06-26	Loyola Marymount	W 12-4	9	9-4		LINDER, Colin (W 1-1)		3240	3:04
03-07-26	Loyola Marymount	W 9-1	9	10-4		PENN, Taylor (W 1-0)		3732	2:47
03-08-26	Loyola Marymount	W 29-4	9	11-4		ALBA, Jaden (W 2-1)		3021	3:55
03-10-26	Arizona	W 10-4	9	12-4		PENN, Taylor (W 2-0)		4678	3:03

* Conf Game; - Neutral Site; + Extra Innings; ^ Postseason; (F) Forfeit

Arizona State Baseball 2025-2026 Season

(As of Mar 11, 2026)

Games Summary and Records

SCORE BY INNINGS	1	2	3	4	5	6	7	8	9	EX	TOTAL
Arizona State	12	17	24	26	10	23	22	21	2	0	157
Opponents	4	17	7	2	8	10	2	5	13	0	68

Record when...

Overall	12-4	After 6 leading	11-1
Conference	0-0 trailing	0-3
Non-Conference	12-4 tied	1-0
Home games	11-0	After 7 leading	11-1
Away games	1-1 trailing	0-3
Neutral site	0-3 tied	1-0
Day games	6-3	After 8 leading	12-1
Night Games	6-1 trailing	0-3
vs Left-handed SP	1-1 tied	0-0
vs Right-handed SP	11-3	Hit 0 HR	3-2
1-run games	0-1	Hit 1 HR	1-0
2-run games	2-1	Hit 2+ HR	8-2
5+run games	10-1	Opp. hit 0 HR	4-1
Extra Innings	0-0	Opp. hit 1 HR	6-2
Shutouts	0-0	Opp. hit 2+ HR	2-1
Scoring 0-2 runs	0-0	Made 0 err	8-3
..... 3-5 runs	1-4	Made 1 err	3-1
..... 6-9 runs	4-0	Made 2+ err	1-0
..... 10+ runs	7-0	Opp. made 0 err	3-2
Opponent 0-2 runs	4-0	Opp. made 1 err	4-2
..... 3-5 runs	6-2	Opp. made 2+ err	5-0
..... 6-9 runs	2-2	Out-hit opponent	11-1
..... 10+ runs	0-0	Out-hit by opponent	0-1
Scored in 1st inning	4-1	Hits are tied	1-2
Opp.scored in 1st	2-1		
Scores first	8-1		
Opp. scores first	4-3		

Record when team scores:

RUNS	0	1	2	3	4	5	6	7	8	9	10+
W-L	0-0	0-0	0-0	1-3	0-1	0-0	1-0	1-0	0-0	2-0	7-0

Record when opponent scores:

RUNS	0	1	2	3	4	5	6	7	8	9	10+
W-L	0-0	3-0	1-0	1-0	4-1	1-1	1-0	1-0	0-1	0-1	0-0

Record when leading after:

INN	1	2	3	4	5	6	7	8
W-L	4-1	8-1	9-1	11-1	10-1	11-1	11-1	12-1

Record when trailing after:

INN	1	2	3	4	5	6	7	8
W-L	1-1	1-2	2-2	1-2	1-3	0-3	0-3	0-3

Record when tied after:

INN	1	2	3	4	5	6	7	8
W-L	7-2	3-1	1-1	0-1	1-0	1-0	1-0	0-0

Current streak: 4

Longest winning streak: 8

Longest losing streak: 4

Arizona State Baseball 2025-2026 Season

(As of Mar 11, 2026)

Arizona State Team Leaders

BATTING AVERAGE

1	LEACH, Finn	.667
2	HAIRSTON, Landon	.424
3	MCGARY, Ky	.417
4	CLOUSER, Cooper	.400
5	CONTRADES, Nuu	.396

RUNS SCORED

1	HAIRSTON, Landon	21
2	TOIGO, Dean	18
3	MOUTZOURIDIS, PJ	16
4	ROELLIG, Austen	15
5	CONTRADES, Nuu	15

DOUBLES

1	HAIRSTON, Landon	8
2	ROELLIG, Austen	7
3	MICHEL, Garrett	7
4	LONGO, Dominic	4
5	CONTRADES, Nuu	4

TOTAL BASES

1	HAIRSTON, Landon	51
2	CONTRADES, Nuu	40
3	LONGO, Dominic	38
4	TOIGO, Dean	35
5	SMALDINO, Dominic	31

SAC BUNTS

1	MOUTZOURIDIS, PJ	2
2	ZAVOREK, Beckett	1
3	ROELLIG, Austen	1

STRIKEOUTS

1	SMALDINO, Dominic	16
2	TOIGO, Dean	12
3	LONGO, Dominic	11
4	ROELLIG, Austen	10
5	MOUTZOURIDIS, PJ	8

SLUGGING PCT

1	HAIRSTON, Landon	.864
2	LONGO, Dominic	.826
3	CONTRADES, Nuu	.755
4	LEACH, Finn	.667
5	TOIGO, Dean	.625

HITS

1	HAIRSTON, Landon	25
2	CONTRADES, Nuu	21
3	ROELLIG, Austen	18
4	MOUTZOURIDIS, PJ	16
5	LONGO, Dominic	16

TRIPLES

1	MOUTZOURIDIS, PJ	1
2	ZAVOREK, Beckett	1
3	POLK, Matt	1

WALKS

1	HAIRSTON, Landon	10
2	LONGO, Dominic	9
3	MOUTZOURIDIS, PJ	7
4	TOIGO, Dean	7
5	NICLAI, Coen	6

SAC FLIES

1	MOUTZOURIDIS, PJ	3
2	ZAVOREK, Beckett	1
3	ROELLIG, Austen	1
4	MICHEL, Garrett	1
5	HAIRSTON, Landon	1

ON BASE PCT

1	LEACH, Finn	.750
2	CLOUSER, Cooper	.625
3	MCGARY, Ky	.533
4	HAIRSTON, Landon	.527
5	NICLAI, Coen	.500

RBIS

1	HAIRSTON, Landon	24
2	CONTRADES, Nuu	20
3	TOIGO, Dean	15
4	LONGO, Dominic	13
5	ZAVOREK, Beckett	10

HOME RUNS

1	LONGO, Dominic	6
2	HAIRSTON, Landon	6
3	TOIGO, Dean	6
4	CONTRADES, Nuu	5
5	SMALDINO, Dominic	4

HIT BY PITCH

1	TOIGO, Dean	6
2	MOUTZOURIDIS, PJ	4
3	HAIRSTON, Landon	4
4	NICLAI, Coen	2
5	ZAVOREK, Beckett	2

STEAL ATTEMPTS

1	HAIRSTON, Landon	8
2	CONTRADES, Nuu	8
3	MOUTZOURIDIS, PJ	7
4	LONGO, Dominic	5
5	ZAVOREK, Beckett	4

STOLEN BASES

1	CONTRADES, Nuu	8
2	MOUTZOURIDIS, PJ	6
3	HAIRSTON, Landon	6
4	ZAVOREK, Beckett	4
5	LONGO, Dominic	4

Arizona State Baseball 2025-2026 Season

(As of Mar 11, 2026)

Arizona State Batting Leaders (cont.)

AT BATS

1	HAIRSTON, Landon	59
2	TOIGO, Dean	56
3	CONTRADES, Nuu	53
4	SMALDINO, Dominic	52
5	MOUTZOURIDIS, PJ	50

GROUNDED INTO DP

1	SMALDINO, Dominic	2
2	MICHEL, Garrett	2
3	HAIRSTON, Landon	2
4	ZAVOREK, Beckett	1
5	ROELLIG, Austen	1

CAUGHT STEALING

1	HAIRSTON, Landon	2
2	TOIGO, Dean	2
3	MOUTZOURIDIS, PJ	1
4	MCGARY, Ky	1
5	LONGO, Dominic	1

GAMES PLAYED

1	HAIRSTON, Landon	16
2	TOIGO, Dean	16
3	SMALDINO, Dominic	15
4	CONTRADES, Nuu	15
5	LONGO, Dominic	14

TOTAL PLATE APPEARANCES

1	HAIRSTON, Landon	74
2	TOIGO, Dean	69
3	MOUTZOURIDIS, PJ	66
4	CONTRADES, Nuu	60
5	SMALDINO, Dominic	59

STOLEN BASE PCT

1	ZAVOREK, Beckett	1.000
2	CONTRADES, Nuu	1.000
3	MOUTZOURIDIS, PJ	.857
4	LONGO, Dominic	.800
5	HAIRSTON, Landon	.750

GAMES STARTED

1	HAIRSTON, Landon	16
2	TOIGO, Dean	16
3	CONTRADES, Nuu	15
4	MOUTZOURIDIS, PJ	13
5	LONGO, Dominic	13

GAMES AS SUB

1	MCGARY, Ky	8
2	FITZPATRICK, Sean	8
3	SCHAEFER, Derek	7
4	CLOUSER, Cooper	7
5	BUTLER, Josh	6

Arizona State Baseball 2025-2026 Season

(As of Mar 11, 2026)

Arizona State Pitching Leaders

ERA

1	HALVORSON, Wyatt	0.00
2	FITZPATRICK, Sean	0.00
3	OVERBAY, Alex	0.69
4	BUTLER, Josh	2.45
5	SCHAEFER, Derek	2.57

WINS

1	ALBA, Jaden	2
2	CARLON, Cole	2
3	KLECKER, Kole	2
4	BUTLER, Josh	2
5	PENN, Taylor	2

INNINGS PITCHED

1	CARLON, Cole	21.0
2	LINDER, Colin	17.1
3	KLECKER, Kole	14.0
4	OVERBAY, Alex	13.0
5	PENN, Taylor	12.1

GAMES STARTED

1	CARLON, Cole	4
2	LINDER, Colin	4
3	KLECKER, Kole	3
4	BARRETT, Easton	2
5	ALBA, Jaden	1

WILD PITCHES

1	ALBA, Jaden	2
2	LOUCK, Brady	2
3	HALVORSON, Wyatt	1
4	BUXTON, Eli	1
5	KLECKER, Kole	1

IBBS

1	ALBA, Jaden	2
2	SCHAEFER, Derek	1
3	BUTLER, Josh	1
4	LOUCK, Brady	1

SAC BUNTS ALLOWED

1	BARRETT, Easton	1
2	LINDER, Colin	1
3	GUY, Colby	1

OPPOSING BATTING AVG

1	HALVORSON, Wyatt	.050
2	FITZPATRICK, Sean	.091
3	CARLON, Cole	.182
4	ANELLO, Nick	.200
5	SCHAEFER, Derek	.208

LOSSES

1	ALBA, Jaden	1
2	CARLON, Cole	1
3	SCHAEFER, Derek	1
4	LINDER, Colin	1

STRIKEOUTS

1	CARLON, Cole	29
2	OVERBAY, Alex	18
3	LINDER, Colin	18
4	KLECKER, Kole	15
5	ALBA, Jaden	12

BALKS

1	BUXTON, Eli	1
---	-------------	---

RUNNERS PICKED OFF

1	LINDER, Colin	1
2	FITZPATRICK, Sean	1
3	PENN, Taylor	1

SAC FLIES ALLOWED

1	ALBA, Jaden	2
2	SCHAEFER, Derek	1
3	BUTLER, Josh	1
4	LOUCK, Brady	1

HITS ALLOWED

1	HALVORSON, Wyatt	1
2	ANELLO, Nick	1
3	FITZPATRICK, Sean	2
4	EDWARDS, Finn	3
5	GUY, Colby	3

SAVES

1	SCHAEFER, Derek	2
---	-----------------	---

APPEARANCES

1	FITZPATRICK, Sean	8
2	SCHAEFER, Derek	7
3	BUTLER, Josh	6
4	PENN, Taylor	6
5	ALBA, Jaden	5

GAMES IN RELIEF

1	FITZPATRICK, Sean	8
2	SCHAEFER, Derek	7
3	BUTLER, Josh	6
4	PENN, Taylor	5
5	ALBA, Jaden	4

GAMES FINISHED

1	SCHAEFER, Derek	7
2	MUSSO, Austin	2
3	ANELLO, Nick	2
4	GUY, Colby	2
5	OVERBAY, Alex	1

HIT BATTERS

1	ALBA, Jaden	3
2	LINDER, Colin	3
3	KLECKER, Kole	2
4	OVERBAY, Alex	1
5	HALVORSON, Wyatt	1

STRUCK OUT LOOKING

1	FITZPATRICK, Sean	2
2	HALVORSON, Wyatt	1
3	SCHAEFER, Derek	1
4	KLECKER, Kole	1
5	BUTLER, Josh	1

Arizona State Baseball 2025-2026 Season

(As of Mar 11, 2026)

Arizona State Pitching Leaders (cont.)

RUNS ALLOWED

1	HALVORSON, Wyatt	0
2	OVERBAY, Alex	1
3	EDWARDS, Finn	1
4	ANELLO, Nick	1
5	FITZPATRICK, Sean	1

EARNED RUNS ALLOWED

1	HALVORSON, Wyatt	0
2	FITZPATRICK, Sean	0
3	OVERBAY, Alex	1
4	EDWARDS, Finn	1
5	ANELLO, Nick	1

WALKS ALLOWED

1	LOUCK, Brady	1
2	HALVORSON, Wyatt	2
3	EDWARDS, Finn	2
4	SCHAEFER, Derek	2
5	ANELLO, Nick	2

DOUBLES ALLOWED

1	BARRETT, Easton	0
2	HALVORSON, Wyatt	0
3	EDWARDS, Finn	0
4	MUSSO, Austin	0
5	BUXTON, Eli	0

TRIPLES ALLOWED

1	BARRETT, Easton	0
2	ALBA, Jaden	0
3	OVERBAY, Alex	0
4	HALVORSON, Wyatt	0
5	EDWARDS, Finn	0

HR ALLOWED

1	BARRETT, Easton	0
2	OVERBAY, Alex	0
3	HALVORSON, Wyatt	0
4	EDWARDS, Finn	0
5	SCHAEFER, Derek	0

Arizona State Baseball 2025-2026 Season

(As of Mar 11, 2026)

Arizona State Fielding Leaders

FIELDING PCT

1	BARRETT, Easton	1.000
2	ALBA, Jaden	1.000
3	NICLAI, Coen	1.000
4	CARLON, Cole	1.000
5	OVERBAY, Alex	1.000

CHANCES

1	SMALDINO, Dominic	108
2	BRIGGS, Brody	101
3	NICLAI, Coen	65
4	MOUTZOURIDIS, PJ	46
5	CONTRADES, Nuu	46

PUTOUTS

1	SMALDINO, Dominic	103
2	BRIGGS, Brody	93
3	NICLAI, Coen	56
4	HAIRSTON, Landon	45
5	TOIGO, Dean	33

ASSISTS

1	CONTRADES, Nuu	32
2	MOUTZOURIDIS, PJ	31
3	ZAVOREK, Beckett	17
4	ROELLIG, Austen	15
5	NICLAI, Coen	9

ERRORS

1	ZAVOREK, Beckett	3
2	MOUTZOURIDIS, PJ	1
3	MCGARY, Ky	1
4	ROELLIG, Austen	1
5	SMALDINO, Dominic	1

DOUBLE PLAYS

1	MOUTZOURIDIS, PJ	6
2	SMALDINO, Dominic	6
3	ZAVOREK, Beckett	5
4	CONTRADES, Nuu	5
5	HAIRSTON, Landon	4

STOLEN BASES AGAINST

1	BRIGGS, Brody	7
2	NICLAI, Coen	5
3	SCHAEFER, Derek	1

CAUGHT STEALING BY

1	BRIGGS, Brody	3
2	NICLAI, Coen	2

STEAL ATTEMPTS AGAINST

1	BRIGGS, Brody	10
2	NICLAI, Coen	7

PASSED BALLS

1	NICLAI, Coen	2
2	BRIGGS, Brody	1

CATCHERS INTERFERENCE

Arizona State Baseball 2025 - 2026 Season

(As of Mar 11, 2026)

Team Game-by-Game Batting

DATE	OPPONENT	AB	R	H	RBI	2B	3B	HR	TB	AVG	BB	IBB	SB	CS	HBP	SAC	SF	GDP	K	LOB	PO	A	E
02-13	Omaha	32	7	11	5	3	0	0	14	.344	2	0	5	0	1	0	1	1	7	5	27	12	0
02-14	Omaha	34	11	12	11	1	0	4	25	.353	8	0	5	0	1	1	1	0	2	10	27	8	1
02-15	Omaha	34	6	10	6	1	0	2	17	.294	4	2	0	0	0	1	0	0	6	9	27	5	0
02-17	Connecticut	40	17	17	16	4	1	4	35	.425	5	0	5	0	1	0	0	1	7	5	27	8	0
02-20	St. John's	31	9	10	9	3	0	3	22	.323	6	0	1	2	1	1	0	0	2	6	27	11	0
02-21	St. John's	26	3	5	3	1	1	0	8	.192	2	0	1	0	3	1	0	1	3	4	27	9	0
02-22	St. John's	40	16	18	12	2	0	0	20	.450	6	0	2	1	2	0	2	1	3	10	27	14	4
02-24	at Oklahoma	34	15	15	14	6	0	4	33	.441	7	0	4	1	2	0	0	0	8	7	21	3	0
02-25	at Oklahoma	32	3	7	3	2	0	0	9	.219	4	0	1	1	0	0	0	0	11	6	24	7	0
02-27	at Mississippi St.	31	4	7	4	2	0	2	15	.226	3	0	0	0	0	0	1	2	8	4	24	4	0
02-28	Tennessee	33	3	9	3	3	0	0	12	.273	3	0	1	1	1	0	1	2	9	8	27	8	0
03-01	at Texas AM	32	3	6	3	0	0	2	12	.188	3	0	3	0	3	0	0	1	6	8	24	11	1
03-06	Loyola Marymount	38	12	16	11	4	0	1	23	.421	2	0	3	1	2	0	0	0	4	6	27	6	1
03-07	Loyola Marymount	35	9	11	9	2	1	3	24	.314	2	0	1	0	1	0	0	0	7	5	27	11	0
03-08	Loyola Marymount	49	29	23	28	4	0	6	45	.469	11	0	0	0	5	0	1	0	6	13	27	11	1
03-10	Arizona	33	10	10	9	2	0	2	18	.303	6	0	3	1	2	0	1	0	11	8	27	8	0
Totals		554	157	187	146	40	3	33	332	.338	74	2	35	8	25	4	8	9	100	114	417	136	8

Arizona State Baseball 2025-2026 Season

(As of Mar 11, 2026)

Team Game-by-Game Batting

DATE	OPPONENT	TOTAL H/AB	VS LEFT	VS RIGHT	WITH RUNNERS	BASES EMPTY	BASES LOADED	WITH 2-OUT	WITH RBI-OP	AS LEADOFF	3RD AND LT2OUT	LOB
02-13	Omaha	11-32	0-5	11-27	6-17	5-15	0-0	5-11	5-12	3-8	2-2	5
02-14	Omaha	12-34	0-0	12-34	6-12	6-22	1-3	5-13	4-9	2-8	3-4	10
02-15	Omaha	10-34	1-2	9-32	6-15	4-19	1-4	2-11	2-10	4-8	1-4	9
02-17	Connecticut	17-40	1-1	16-39	9-19	8-21	2-2	4-12	7-10	4-8	5-9	5
02-20	St. John's	10-31	0-1	10-30	3-18	7-13	1-1	1-8	1-9	7-8	2-2	6
02-21	St. John's	5-26	5-18	0-8	3-7	2-19	0-0	4-10	1-5	1-8	1-1	4
02-22	St. John's	18-40	0-4	18-36	11-27	7-13	1-2	2-11	9-19	6-8	8-10	10
02-24	at Oklahoma	15-34	7-13	8-21	9-19	6-15	0-1	6-12	6-16	4-7	0-1	7
02-25	at Oklahoma	7-32	2-8	5-24	2-10	5-22	1-3	4-11	1-6	1-9	3-4	6
02-27	at Mississippi St.	7-31	3-8	4-23	0-7	7-24	0-0	3-11	0-3	2-9	2-2	4
02-28	Tennessee	9-33	1-7	8-26	5-14	4-19	0-1	1-9	2-9	2-9	1-2	8
03-01	at Texas AM	6-32	1-8	5-24	2-14	4-18	0-0	1-10	0-4	4-9	0-1	8
03-06	Loyola Marymount	16-38	0-0	16-38	10-23	6-15	1-3	3-10	7-17	5-8	2-5	6
03-07	Loyola Marymount	11-35	3-5	8-30	6-15	5-20	0-1	4-12	4-11	4-8	1-1	5
03-08	Loyola Marymount	23-49	2-9	21-40	15-35	8-14	3-6	5-14	14-30	6-8	9-14	13
03-10	Arizona	10-33	0-2	10-31	6-19	4-14	0-1	2-11	5-13	4-8	1-3	8
Totals		187-554	26-91	161-463	99-271	88-283	11-28	52-176	68-183	59-131	41-65	114

Arizona State Baseball 2025-2026 Season

(As of Mar 11, 2026)

Team Game-by-Game Pitching

DATE	OPPONENT	IP	H	R	ER	BB	K	2B	3B	HR	WP	BK	HBP	DP	IBB	SCORE	W-L	SV	ERA
02-13	Omaha	9.0	7	2	2	2	6	0	0	1	0	0	0	2	0	7-2	1-0	0	2.00
02-14	Omaha	9.0	11	5	4	6	8	0	1	0	1	0	2	0	0	11-5	2-0	1	3.00
02-15	Omaha	9.0	6	4	4	9	11	1	0	0	1	0	0	0	0	6-4	3-0	1	3.33
02-17	Connecticut	9.0	10	7	7	2	14	1	0	2	2	0	0	0	0	17-7	4-0	0	4.25
02-20	St. John's	9.0	4	1	1	5	13	1	0	1	0	0	0	2	0	9-1	5-0	0	3.60
02-21	St. John's	9.0	5	1	1	4	8	1	0	1	0	0	1	0	0	3-1	6-0	1	3.17
02-22	St. John's	9.0	9	6	4	8	11	1	0	0	1	0	0	1	0	16-6	7-0	0	3.29
02-24	at Oklahoma	7.0	3	3	3	2	9	0	0	2	0	0	2	0	0	15-3	8-0	0	3.34
02-25	at Oklahoma	8.0	6	4	4	2	8	2	1	1	0	0	0	0	0	3-4	8-1	0	3.46
02-27	at Mississippi St.	8.0	7	8	8	7	10	0	0	2	0	1	0	0	0	4-8	8-2	0	3.98
02-28	Tennessee	9.0	9	5	4	6	10	4	0	0	1	0	1	0	0	3-5	8-3	0	3.98
03-01	at Texas AM	8.0	8	9	9	7	8	0	0	1	2	0	3	0	0	3-9	8-4	0	4.46
03-06	Loyola Marymount	9.0	10	4	3	2	18	0	1	1	0	0	0	0	0	12-4	9-4	0	4.34
03-07	Loyola Marymount	9.0	8	1	1	4	9	2	0	0	0	0	1	2	0	9-1	10-4	0	4.09
03-08	Loyola Marymount	9.0	11	4	3	1	12	1	0	1	1	0	0	1	0	29-4	11-4	0	4.02
03-10	Arizona	9.0	8	4	4	4	10	0	0	1	0	0	0	0	0	10-4	12-4	0	4.01
Totals		139.0	122	68	62	71	165	14	3	14	9	1	10	8	0	-	12-4	2	4.01

Arizona State Baseball 2025-2026 Season

(As of Mar 11, 2026)

Team Game-by-Game Pitching

DATE	OPPONENT	SCORE	TOTAL H/AB	VS LEFT	VS RIGHT	WITH RUNNERS	BASES EMPTY	AS LEADOFF	GND OUT	FLY OUT	ERA
02-13	Omaha	7-2	7-32	2-5	5-27	3-11	4-21	2-9	11	8	2.00
02-14	Omaha	11-5	11-36	4-18	7-18	7-21	4-15	5-9	5	12	3.00
02-15	Omaha	6-4	6-32	2-11	4-21	3-18	3-14	3-9	5	10	3.33
02-17	Connecticut	17-7	10-37	4-12	6-25	5-15	5-22	2-9	7	6	4.25
02-20	St. John's	9-1	4-29	1-9	3-20	0-12	4-17	4-9	7	5	3.60
02-21	St. John's	3-1	5-31	2-13	3-18	1-12	4-19	3-9	8	10	3.17
02-22	St. John's	16-6	9-34	5-11	4-23	6-21	3-13	4-9	9	4	3.29
02-24	at Oklahoma	15-3	3-23	2-15	1-8	2-6	1-17	1-7	3	8	3.34
02-25	at Oklahoma	3-4	6-29	3-16	3-13	3-5	3-24	1-9	7	8	3.46
02-27	at Mississippi St.	4-8	7-30	3-11	4-19	4-11	3-19	3-8	2	11	3.98
02-28	Tennessee	3-5	9-33	4-16	5-17	4-11	5-22	2-9	6	9	3.98
03-01	at Texas AM	3-9	8-32	2-11	6-21	6-19	2-13	4-8	10	5	4.46
03-06	Loyola Marymount	12-4	10-38	3-7	7-31	4-17	6-21	4-9	5	4	4.34
03-07	Loyola Marymount	9-1	8-32	1-6	7-26	2-16	6-16	4-9	8	7	4.09
03-08	Loyola Marymount	29-4	11-37	2-7	9-30	5-20	6-17	5-9	9	5	4.02
03-10	Arizona	10-4	8-34	5-20	3-14	4-12	4-22	2-9	7	9	4.01
Totals		157-68	122-519	45-188	77-331	59-227	63-292	49-140	109	121	4.01

Arizona State Baseball 2025-2026 Season

(As of Mar 11, 2026)

Team Game-by-Game Summary

OPPONENT	DATE	SCORE	HITTING											FIELDING			PITCHING								
			R	H	AB	RBI	2B	3B	HR	XB	BB	K	PO	A	E	H	R	ER	BB	K	2B	3B	HR		
Omaha	02-13-26	7-2 W	7	11	32	5	3	0	0	3	2	7	27	12	0	7	2	2	2	6	0	0	1		
Omaha	02-14-26	11-5 W	11	12	34	11	1	0	4	5	8	2	27	8	1	11	5	4	6	8	0	1	0		
Omaha	02-15-26	6-4 W	6	10	34	6	1	0	2	3	4	6	27	5	0	6	4	4	9	11	1	0	0		
Connecticut	02-17-26	17-7 W	17	17	40	16	4	1	4	9	5	7	27	8	0	10	7	7	2	14	1	0	2		
St. John's	02-20-26	9-1 W	9	10	31	9	3	0	3	6	6	2	27	11	0	4	1	1	5	13	1	0	1		
St. John's	02-21-26	3-1 W	3	5	26	3	1	1	0	2	2	3	27	9	0	5	1	1	4	8	1	0	1		
St. John's	02-22-26	16-6 W	16	18	40	12	2	0	0	2	6	3	27	14	4	9	6	4	8	11	1	0	0		
Oklahoma	02-24-26	15-3 W	15	15	34	14	6	0	4	10	7	8	21	3	0	3	3	3	2	9	0	0	2		
Oklahoma	02-25-26	3-4 L	3	7	32	3	2	0	0	2	4	11	24	7	0	6	4	4	2	8	2	1	1		
vs Mississippi St.	02-27-26	4-8 L	4	7	31	4	2	0	2	4	3	8	24	4	0	7	8	8	7	10	0	0	2		
vs Tennessee	02-28-26	3-5 L	3	9	33	3	3	0	0	3	3	9	27	8	0	9	5	4	6	10	4	0	0		
vs Texas AM	03-01-26	3-9 L	3	6	32	3	0	0	2	2	3	6	24	11	1	8	9	9	7	8	0	0	1		
Loyola Marymount	03-06-26	12-4 W	12	16	38	11	4	0	1	5	2	4	27	6	1	10	4	3	2	18	0	1	1		
Loyola Marymount	03-07-26	9-1 W	9	11	35	9	2	1	3	6	2	7	27	11	0	8	1	1	4	9	2	0	0		
Loyola Marymount	03-08-26	29-4 W	29	23	49	28	4	0	6	10	11	6	27	11	1	11	4	3	1	12	1	0	1		
Arizona	03-10-26	10-4 W	10	10	33	9	2	0	2	4	6	11	27	8	0	8	4	4	4	10	0	0	1		
Totals			157	187	554	146	40	3	33	76	74	100	417	136	8	122	68	62	71	165	14	3	14		
Averages			9.8	187	554	146	2.5	0.2	2.1	4.8	4.6	6.3	26.1	8.5	0.5	7.6	4.3	3.9	4.4	10.3	0.9	0.2	0.9		
Opponents			68	122	519	63	14	3	14	31	71	165	393	158	21	187	157	145	74	100	40	3	33		

Arizona State Baseball 2025 - 2026 Season

(As of Mar 11, 2026)

Game-by-Game Comparison

OPPONENT	DATE	SCORE	HITTING										FIELDING			PITCHING									
			R	H	AB	RBI	2B	3B	HR	XB	BB	K	PO	A	E	H	R	ER	BB	K	2B	3B	HR		
Omaha	02-13-26	7-2 W	7/2	11/7	32/32	5/2	3/0	0/0	0/1	3/1	2/2	7/6	27/24	12/8	0/1	7/11	2/7	2/7	2/2	6/7	0/3	0/0	1/0		
Omaha	02-14-26	11-5 W	11/5	12/11	34/36	11/5	1/0	0/1	4/0	5/1	8/6	2/8	27/24	8/9	1/0	11/12	5/11	4/11	6/8	8/2	0/1	1/0	0/4		
Omaha	02-15-26	6-4 W	6/4	10/6	34/32	6/4	1/1	0/0	2/0	3/1	4/9	6/11	27/24	5/7	0/1	6/10	4/6	4/4	9/4	11/6	1/1	0/0	0/2		
Connecticut	02-17-26	17-7 W	17/7	17/10	40/37	16/6	4/1	1/0	4/2	9/3	5/2	7/14	27/24	8/8	0/3	10/17	7/17	7/17	2/5	14/7	1/4	0/1	2/4		
St. John's	02-20-26	9-1 W	9/1	10/4	31/29	9/1	3/1	0/0	3/1	6/2	6/5	2/13	27/24	11/10	0/0	4/10	1/9	1/9	5/6	13/2	1/3	0/0	1/3		
St. John's	02-21-26	3-1 W	3/1	5/5	26/31	3/1	1/1	1/0	0/1	2/2	2/4	3/8	27/24	9/12	0/0	5/5	1/3	1/3	4/2	8/3	1/1	0/1	1/0		
St. John's	02-22-26	16-6 W	16/6	18/9	40/34	12/5	2/1	0/0	0/0	2/1	6/8	3/11	27/24	14/6	4/3	9/18	6/16	4/14	8/6	11/3	1/2	0/0	0/0		
Oklahoma	02-24-26	15-3 W	15/3	15/3	34/23	14/3	6/0	0/0	4/2	10/2	7/2	8/9	21/21	3/8	0/3	3/15	3/15	3/15	2/7	9/8	0/6	0/0	2/4		
Oklahoma	02-25-26	3-4 L	3/4	7/6	32/29	3/4	2/2	0/1	0/1	2/4	4/2	11/8	24/27	7/14	0/1	6/7	4/3	4/2	2/4	8/11	2/2	1/0	1/0		
vs Mississippi St.	02-27-26	4-8 L	4/8	7/7	31/30	4/8	2/0	0/0	2/2	4/2	3/7	8/10	24/27	4/9	0/0	7/7	8/4	8/4	7/3	10/8	0/2	0/0	2/2		
vs Tennessee	02-28-26	3-5 L	3/5	9/9	33/33	3/5	3/4	0/0	0/0	3/4	3/6	9/10	27/27	8/13	0/1	9/9	5/3	4/2	6/3	10/9	4/3	0/0	0/0		
vs Texas AM	03-01-26	3-9 L	3/9	6/8	32/32	3/7	0/0	0/0	2/1	2/1	3/7	6/8	24/27	11/10	1/0	8/6	9/3	9/3	7/3	8/6	0/0	0/0	1/2		
Loyola Marymount	03-06-26	12-4 W	12/4	16/10	38/38	11/3	4/0	0/1	1/1	5/2	2/2	4/18	27/24	6/13	1/3	10/16	4/12	3/12	2/2	18/4	0/4	1/0	1/1		
Loyola Marymount	03-07-26	9-1 W	9/1	11/8	35/32	9/1	2/2	1/0	3/0	6/2	2/4	7/9	27/24	11/14	0/1	8/11	1/9	1/9	4/2	9/7	2/2	0/1	0/3		
Loyola Marymount	03-08-26	29-4 W	29/4	23/11	49/37	28/4	4/1	0/0	6/1	10/2	11/1	6/12	27/24	11/8	1/3	11/23	4/29	3/24	1/11	12/6	1/4	0/0	1/6		
Arizona	03-10-26	10-4 W	10/4	10/8	33/34	9/4	2/0	0/0	2/1	4/1	6/4	11/10	27/24	8/9	0/1	8/10	4/10	4/9	4/6	10/11	0/2	0/0	1/2		
Totals			157	187	554	146	40	3	33	76	74	100	417	136	8	122	68	62	71	165	14	3	14		
Opponents			68	122	519	63	14	3	14	31	71	165	393	158	21	187	157	145	74	100	40	3	33		

Game totals are displayed in the format TEAM/OPPONENT for each category

Arizona State Baseball 2025 - 2026 Season

(As of Mar 11, 2026)

Arizona State Game - By - Game Player Highs

OPPONENT	DATE	SCORE	Hitting									
			H	R	RBI	TB	BB	K	PO	A	E	
Omaha	02-13-26	7-2	3-MOUTZOURIDIS	3-CONTRADES	2-BRIGGS	3-MOUTZOURIDIS MICHEL HAIRSTON CONTRADES	1-ROELLIG CONTRADES	2-ROELLIG TOIGO	11-SMALDINO	3-MOUTZOURIDIS CONTRADES		
Omaha	02-14-26	11-5	2-MOUTZOURIDIS SMALDINO HAIRSTON	2-HAIRSTON TOIGO	4-CONTRADES	5-SMALDINO	3-NICLAI LONGO	1-HAIRSTON POLK	6-SMALDINO	4-CONTRADES	1-ZAVOREK	
Omaha	02-15-26	6-4	2-SMALDINO TOIGO BRIGGS	2-BRIGGS	2-ZAVOREK BRIGGS	5-TOIGO BRIGGS	1-ROELLIG HAIRSTON CONTRADES BRIGGS	2-ROELLIG	11-BRIGGS	3-CONTRADES		
Connecticut	02-17-26	17-7	3-LONGO ROELLIG	3-LONGO ROELLIG	7-HAIRSTON	7-LONGO	1-NICLAI ROELLIG SMALDINO TOIGO CONTRADES	1-MOUTZOURIDIS NICLAI ZAVOREK LONGO SMALDINO HAIRSTON POLK	13-NICLAI	3-CONTRADES		
St. John's	02-20-26	9-1	3-SMALDINO	2-SMALDINO HAIRSTON TOIGO	4-CONTRADES	7-SMALDINO	2-HAIRSTON	1-MOUTZOURIDIS LONGO	10-SMALDINO BRIGGS	5-MOUTZOURIDIS		
St. John's	02-21-26	3-1	1-ZAVOREK LONGO ROELLIG POLK CONTRADES	1-NICLAI LONGO ROELLIG	1-ROELLIG POLK CONTRADES	3-POLK	1-NICLAI HAIRSTON	1-NICLAI TOIGO CONTRADES	9-SMALDINO	2-ZAVOREK ROELLIG CONTRADES		
St. John's	02-22-26	16-6	3-MCGARY	3-MCGARY	2-MOUTZOURIDIS NICLAI ZAVOREK MICHEL	3-MCGARY ZAVOREK SMALDINO	2-MCGARY	1-MOUTZOURIDIS TOIGO MYERS	9-SMALDINO	4-ZAVOREK	1-MOUTZOURIDIS MCGARY ZAVOREK CONTRADES	
Oklahoma	02-24-26	15-3	3-CONTRADES	3-MOUTZOURIDIS	5-HAIRSTON	8-HAIRSTON	1-MOUTZOURIDIS LONGO MICHEL HAIRSTON TOIGO CONTRADES BRIGGS	4-SMALDINO	9-BRIGGS	2-CONTRADES		
Oklahoma	02-25-26	3-4	2-ROELLIG	1-MOUTZOURIDIS HAIRSTON TOIGO	1-LONGO ROELLIG POLK	3-ROELLIG	3-MOUTZOURIDIS	3-TOIGO	7-NICLAI	2-ZAVOREK ROELLIG		
Mississippi St.	02-27-26	4-8	1-MOUTZOURIDIS LONGO ROELLIG SMALDINO MICHEL HAIRSTON TOIGO	1-LONGO ROELLIG SMALDINO HAIRSTON	1-MOUTZOURIDIS LONGO SMALDINO HAIRSTON	4-LONGO SMALDINO	1-MOUTZOURIDIS TOIGO BRIGGS	2-CONTRADES	9-BRIGGS	2-CONTRADES		
Tennessee	02-28-26	3-5	3-TOIGO	1-LONGO HAIRSTON TOIGO	1-MOUTZOURIDIS ROELLIG TOIGO	4-TOIGO	1-LONGO HAIRSTON BRIGGS	3-SMALDINO	9-BRIGGS	3-MOUTZOURIDIS		
Texas AM	03-01-26	3-9	1-LONGO ROELLIG SMALDINO MICHEL HAIRSTON CONTRADES	1-LONGO MICHEL CONTRADES	2-MICHEL	4-LONGO MICHEL	1-MOUTZOURIDIS NICLAI LONGO	2-MICHEL	10-SMALDINO	4-MOUTZOURIDIS	1-ROELLIG	
Loyola Marymount	03-06-26	12-4	3-LONGO HAIRSTON CONTRADES	3-CONTRADES	2-LONGO MICHEL CONTRADES BRIGGS	6-CONTRADES	1-LONGO CONTRADES	2-SMALDINO	17-BRIGGS	3-CONTRADES	1-ZAVOREK	
Loyola Marymount	03-07-26	9-1	2-MICHEL TOIGO CONTRADES	2-HAIRSTON TOIGO	3-TOIGO	5-TOIGO	1-HAIRSTON CLOUSER	2-BRIGGS	8-HAIRSTON BRIGGS	5-ZAVOREK		
Loyola Marymount	03-08-26	29-4	4-ROELLIG	5-ROELLIG	5-NICLAI	6-ROELLIG	2-ROELLIG SMALDINO	1-MCGARY SMALDINO CLOUSER TOIGO DARRAH MYERS	11-NICLAI	5-MOUTZOURIDIS	1-SMALDINO	
Arizona	03-10-26	10-4	2-ZAVOREK ROELLIG HAIRSTON	3-HAIRSTON	3-ROELLIG	5-HAIRSTON	2-SMALDINO MICHEL	3-LONGO	10-BRIGGS	3-MOUTZOURIDIS		

Arizona State Baseball 2025-2026 Season

(As of Mar 11, 2026)

Arizona State Game-By-Game Player Highs

OPPONENT	DATE	SCORE	IP	Pitching					
				H	R	ER	BB	K	
Omaha	02-13-26	7-2	5-CARLON	5-OVERBAY	1-CARLON OVERBAY	1-CARLON OVERBAY	2-OVERBAY	3-CARLON	
Omaha	02-14-26	11-5	4-LINDER	4-LINDER	3-MUSSO	2-MUSSO	3-LINDER	3-LINDER	
Omaha	02-15-26	6-4	4.1-ALBA	3-ALBA	4-BARRETT	4-BARRETT	6-BARRETT	4-BARRETT	
Connecticut	02-17-26	17-7	5-KLECKER	3-GUY PENN	2-LOUCK GUY PENN	2-LOUCK GUY PENN	1-LOUCK PENN	7-KLECKER	
St. John's	02-20-26	9-1	6-CARLON	3-CARLON	1-CARLON	1-CARLON	3-CARLON	9-CARLON	
St. John's	02-21-26	3-1	4.2-LINDER	2-LINDER BUTLER	1-LINDER	1-LINDER	3-LINDER	5-LINDER	
St. John's	02-22-26	16-6	2.2-ALBA	3-BUXTON	3-BUXTON	3-BUXTON	4-BARRETT	4-ALBA	
Oklahoma	02-24-26	15-3	5-KLECKER	3-KLECKER	3-KLECKER	3-KLECKER	2-KLECKER	5-KLECKER	
Oklahoma	02-25-26	3-4	3.2-HALVORSON	3-SCHAEFER PENN	2-SCHAEFER PENN	2-SCHAEFER PENN	1-SCHAEFER PENN	3-HALVORSON FITZPATRICK	
Mississippi St.	02-27-26	4-8	4.2-CARLON	3-BUXTON	3-CARLON BUXTON	3-CARLON BUXTON	2-CARLON MUSSO GUY	7-CARLON	
Tennessee	02-28-26	3-5	4-LINDER	6-LINDER	4-LINDER	4-LINDER	3-LINDER	6-OVERBAY	
Texas AM	03-01-26	3-9	3-ALBA	4-ALBA	6-ALBA	6-ALBA	3-BARRETT	4-PENN	
Loyola Marymount	03-06-26	12-4	5.1-CARLON	7-CARLON	3-CARLON	2-CARLON	1-CARLON EDWARDS	10-CARLON	
Loyola Marymount	03-07-26	9-1	4-OVERBAY	4-OVERBAY	1-ANELLO	1-ANELLO	2-OVERBAY	5-OVERBAY	
Loyola Marymount	03-08-26	29-4	4-KLECKER	6-KLECKER	3-KLECKER	3-KLECKER	1-KLECKER	4-ALBA	
Arizona	03-10-26	10-4	3-FITZPATRICK PENN	3-LINDER	3-ALBA	3-ALBA	2-LINDER	4-FITZPATRICK	

Arizona State Baseball 2025-2026 Season

(As of Mar 11, 2026)

Arizona State Multi-hit/RBI/Run Games and Hitting Streaks

MULTIPLE HIT GAMES	2	3	4	5+	TOTAL
HAIRSTON, Landon	8	1	0	0	9
CONTRADES, Nuu	4	2	0	0	6
MOUTZOURIDIS, PJ	4	1	0	0	5
ROELLIG, Austen	2	1	1	0	4
SMALDINO, Dominic	3	1	0	0	4
MICHEL, Garrett	4	0	0	0	4
TOIGO, Dean	3	1	0	0	4
LONGO, Dominic	1	2	0	0	3
ZAVOREK, Beckett	2	0	0	0	2
BRIGGS, Brody	2	0	0	0	2
NICLAI, Coen	1	0	0	0	1
MCGARY, Ky	0	1	0	0	1
LEACH, Finn	1	0	0	0	1
MYERS, Sam	0	1	0	0	1

HITTING STREAKS	LONGEST	CURRENT
HAIRSTON, Landon	10	10
ROELLIG, Austen	8	8
CONTRADES, Nuu	8	5
LONGO, Dominic	7	7
MICHEL, Garrett	6	0
SMALDINO, Dominic	5	2
ZAVOREK, Beckett	4	4
MOUTZOURIDIS, PJ	4	3
POLK, Matt	4	0
TOIGO, Dean	3	3
MYERS, Sam	3	3
BRIGGS, Brody	3	0
MCGARY, Ky	2	2
NICLAI, Coen	2	1
LEACH, Finn	1	1
CLOUSER, Cooper	1	1
DARRAH, Ryan	1	1
DURST, Jaxsyn	0	0

REACHED SAFELY STREAKS (H,BB,IBB,HBP)	LONGEST	CURRENT
HAIRSTON, Landon	16	16
LONGO, Dominic	10	10
ROELLIG, Austen	8	8
CONTRADES, Nuu	8	5
MOUTZOURIDIS, PJ	8	4
NICLAI, Coen	7	7
TOIGO, Dean	7	7
MICHEL, Garrett	6	5
SMALDINO, Dominic	5	2
BRIGGS, Brody	5	0
MCGARY, Ky	4	4
ZAVOREK, Beckett	4	4
POLK, Matt	4	0
MYERS, Sam	3	3
CLOUSER, Cooper	2	2
DARRAH, Ryan	2	2
LEACH, Finn	1	1
DURST, Jaxsyn	1	1

MULTIPLE RBI GAMES	2	3	4	5+	TOTAL
CONTRADES, Nuu	3	1	2	0	6
HAIRSTON, Landon	2	0	1	2	5
ZAVOREK, Beckett	4	0	0	0	4
LONGO, Dominic	3	1	0	0	4
TOIGO, Dean	2	2	0	0	4
MICHEL, Garrett	3	0	0	0	3
BRIGGS, Brody	3	0	0	0	3
MOUTZOURIDIS, PJ	2	0	0	0	2
NICLAI, Coen	1	0	0	1	2
ROELLIG, Austen	1	1	0	0	2
SMALDINO, Dominic	0	1	0	0	1
MYERS, Sam	0	1	0	0	1

MULTIPLE RUN GAMES	2	3	4	5+	TOTAL
HAIRSTON, Landon	7	1	0	0	8
TOIGO, Dean	6	0	0	0	6
MOUTZOURIDIS, PJ	2	2	0	0	4
CONTRADES, Nuu	2	2	0	0	4
LONGO, Dominic	2	1	0	0	3
NICLAI, Coen	1	1	0	0	2
ROELLIG, Austen	0	1	0	1	2
SMALDINO, Dominic	2	0	0	0	2
BRIGGS, Brody	2	0	0	0	2
MCGARY, Ky	0	1	0	0	1
LEACH, Finn	0	1	0	0	1
ZAVOREK, Beckett	0	1	0	0	1
MICHEL, Garrett	1	0	0	0	1
CLOUSER, Cooper	1	0	0	0	1

REACHED BASE STREAKS (H,BB,IBB,HBP,CI,E,FC)	LONGEST	CURRENT
HAIRSTON, Landon	16	16
TOIGO, Dean	15	15
ROELLIG, Austen	14	14
LONGO, Dominic	13	13
CONTRADES, Nuu	8	5
MOUTZOURIDIS, PJ	8	4
NICLAI, Coen	7	7
MICHEL, Garrett	6	5
MCGARY, Ky	5	5
SMALDINO, Dominic	5	2
BRIGGS, Brody	5	1
POLK, Matt	5	0
ZAVOREK, Beckett	4	4
MYERS, Sam	3	3
CLOUSER, Cooper	2	2
DARRAH, Ryan	2	2
LEACH, Finn	1	1
DURST, Jaxsyn	1	1

Arizona State Baseball 2025-2026 Season

(As of Mar 11, 2026)

Arizona State Starting Lineups

OPPONENT	DATE		SCORE							
	1	2	3	4	5	6	7	8	9	-
Omaha -- 02-13-26 -- 7-2 (W)										
3	24	55	6	25	28	10	9	8	14	
HAIRSTON, Landon lf	ROELLIG, Austen 3b	TOIGO, Dean rf	CONTRADES, Nuu 2b	SMALDINO, Dominic 1b	MICHEL, Garrett dh	MOUTZOURIDIS, PJ ss	BRIGGS, Brody c	MYERS, Sam cf	CARLON, Cole p	
Omaha -- 02-14-26 -- 11-5 (W)										
3	2	55	6	25	4	23	13	10	31	
HAIRSTON, Landon lf	ZAVOREK, Beckett 3b/2b	TOIGO, Dean rf	CONTRADES, Nuu 2b	SMALDINO, Dominic 1b	POLK, Matt dp	LONGO, Dominic cf	NICLAI, Coen c	MOUTZOURIDIS, PJ ss	LINDER, Colin p	
Omaha -- 02-15-26 -- 6-4 (W)										
3	2	55	6	25	28	24	9	8	11	
HAIRSTON, Landon lf	ZAVOREK, Beckett ss	TOIGO, Dean rf	CONTRADES, Nuu 2b	SMALDINO, Dominic 1b	MICHEL, Garrett dp	ROELLIG, Austen 3b	BRIGGS, Brody c	MYERS, Sam cf	BARRETT, Easton p	
Connecticut -- 02-17-26 -- 17-7 (W)										
3	10	55	6	25	28	23	24	13	27	
HAIRSTON, Landon lf	MOUTZOURIDIS, PJ ss	TOIGO, Dean rf	CONTRADES, Nuu 2b	SMALDINO, Dominic 1b	MICHEL, Garrett dh	LONGO, Dominic cf	ROELLIG, Austen 3b	NICLAI, Coen c	KLECKER, Kole p	
St. John's -- 02-20-26 -- 9-1 (W)										
3	10	55	6	25	28	23	24	9	14	
HAIRSTON, Landon lf	MOUTZOURIDIS, PJ ss	TOIGO, Dean rf	CONTRADES, Nuu 2b	SMALDINO, Dominic 1b	MICHEL, Garrett dh	LONGO, Dominic cf	ROELLIG, Austen 3b	BRIGGS, Brody c	CARLON, Cole p	
St. John's -- 02-21-26 -- 3-1 (W)										
3	24	55	6	25	23	4	13	2	31	
HAIRSTON, Landon lf	ROELLIG, Austen 3b	TOIGO, Dean rf	CONTRADES, Nuu 2b	SMALDINO, Dominic 1b	LONGO, Dominic cf	POLK, Matt dh	NICLAI, Coen c	ZAVOREK, Beckett ss	LINDER, Colin p	
St. John's -- 02-22-26 -- 16-6 (W)										
3	10	55	6	25	28	2	9	17	11	
HAIRSTON, Landon lf/1b	MOUTZOURIDIS, PJ ss	TOIGO, Dean rf	CONTRADES, Nuu 2b	SMALDINO, Dominic 1b	MICHEL, Garrett dh	ZAVOREK, Beckett 3b/2b	BRIGGS, Brody c	MCGARY, Ky cf	BARRETT, Easton p	
at Oklahoma -- 02-24-26 -- 15-3 (W)										
3	10	55	6	25	28	23	24	9	27	
HAIRSTON, Landon lf	MOUTZOURIDIS, PJ ss	TOIGO, Dean rf	CONTRADES, Nuu 2b	SMALDINO, Dominic 1b	MICHEL, Garrett dh	LONGO, Dominic cf	ROELLIG, Austen 3b	BRIGGS, Brody c	KLECKER, Kole p	
at Oklahoma -- 02-25-26 -- 3-4 (L)										
3	10	55	6	23	24	4	13	2	41	
HAIRSTON, Landon 1b/lf	MOUTZOURIDIS, PJ ss	TOIGO, Dean rf	CONTRADES, Nuu dh	LONGO, Dominic cf	ROELLIG, Austen 3b	POLK, Matt lf	NICLAI, Coen c	ZAVOREK, Beckett 2b	PENN, Taylor p	
at Mississippi St. -- 02-27-26 -- 4-8 (L)										
3	10	6	28	23	55	25	24	9	14	
HAIRSTON, Landon lf	MOUTZOURIDIS, PJ ss	CONTRADES, Nuu 2b	MICHEL, Garrett dh	LONGO, Dominic cf	TOIGO, Dean rf	SMALDINO, Dominic 1b	ROELLIG, Austen 3b	BRIGGS, Brody c	CARLON, Cole p	
Tennessee -- 02-28-26 -- 3-5 (L)										
3	10	6	28	23	55	25	24	9	31	
HAIRSTON, Landon lf	MOUTZOURIDIS, PJ ss	CONTRADES, Nuu 2b	MICHEL, Garrett dh	LONGO, Dominic cf	TOIGO, Dean rf	SMALDINO, Dominic 1b	ROELLIG, Austen 3b	BRIGGS, Brody c	LINDER, Colin p	
at Texas AM -- 03-01-26 -- 3-9 (L)										
3	10	55	6	28	23	25	24	13	12	
HAIRSTON, Landon lf	MOUTZOURIDIS, PJ ss	TOIGO, Dean rf	CONTRADES, Nuu 2b	MICHEL, Garrett dh	LONGO, Dominic cf	SMALDINO, Dominic 1b	ROELLIG, Austen 3b	NICLAI, Coen c	ALBA, Jaden p	
Loyola Marymount -- 03-06-26 -- 12-4 (W)										
3	10	55	6	28	23	25	9	2	14	
HAIRSTON, Landon lf/1b	MOUTZOURIDIS, PJ ss	TOIGO, Dean rf	CONTRADES, Nuu 2b	MICHEL, Garrett dh	LONGO, Dominic cf	SMALDINO, Dominic 1b	BRIGGS, Brody c	ZAVOREK, Beckett 3b	CARLON, Cole p	
Loyola Marymount -- 03-07-26 -- 9-1 (W)										
3	24	23	6	28	4	55	2	9	15	
HAIRSTON, Landon 1b	ROELLIG, Austen 3b	LONGO, Dominic cf	CONTRADES, Nuu 2b	MICHEL, Garrett dh	POLK, Matt lf	TOIGO, Dean rf	ZAVOREK, Beckett ss	BRIGGS, Brody c	OVERBAY, Alex p	
Loyola Marymount -- 03-08-26 -- 29-4 (W)										
3	10	23	6	28	2	55	13	8	27	
HAIRSTON, Landon 1b	MOUTZOURIDIS, PJ ss	LONGO, Dominic cf	CONTRADES, Nuu 2b	MICHEL, Garrett dh	ZAVOREK, Beckett 3b/2b	TOIGO, Dean rf	NICLAI, Coen c	MYERS, Sam lf	KLECKER, Kole p	
Arizona -- 03-10-26 -- 10-4 (W)										
3	10	23	28	24	55	25	9	2	31	
HAIRSTON, Landon lf	MOUTZOURIDIS, PJ ss	LONGO, Dominic cf	MICHEL, Garrett dh	ROELLIG, Austen 3b	TOIGO, Dean rf	SMALDINO, Dominic 1b	BRIGGS, Brody c	ZAVOREK, Beckett 2b	LINDER, Colin p	

OPPONENT		DATE		SCORE					
1	2	3	4	5	6	7	8	9	-
Landon lf	PJ ss	Dominic cf	Garrett dh	Austen 3b	rf	Dominic 1b	Brody c	Beckett 2b	Colin p

Arizona State Baseball 2025-2026 Season

(As of Mar 11, 2026)

Arizona State Starters by Position and Order

Starting Lineup By Position

(Team W-L when starter)

POSITION	STARTS	W-L
PITCHER		
CARLON, Cole	4	3-1
LINDER, Colin	4	3-1
KLECKER, Kole	3	3-0
BARRETT, Easton	2	2-0
ALBA, Jaden	1	0-1
OVERBAY, Alex	1	1-0
PENN, Taylor	1	0-1
CATCHER		
BRIGGS, Brody	10	8-2
NICLAI, Coen	6	4-2
FIRST BASE		
SMALDINO, Dominic	13	10-3
HAIRSTON, Landon	3	2-1
SECOND BASE		
CONTRADES, Nuu	14	11-3
ZAVOREK, Beckett	2	1-1
THIRD BASE		
ROELLIG, Austen	12	8-4
ZAVOREK, Beckett	4	4-0
SHORTSTOP		
MOUTZOURIDIS, PJ	13	9-4
ZAVOREK, Beckett	3	3-0
LEFT FIELD		
HAIRSTON, Landon	13	10-3
POLK, Matt	2	1-1
MYERS, Sam	1	1-0
CENTER FIELD		
LONGO, Dominic	13	9-4
MYERS, Sam	2	2-0
MCGARY, Ky	1	1-0
RIGHT FIELD		
TOIGO, Dean	16	12-4
DP		
MICHEL, Garrett	13	10-3
POLK, Matt	2	2-0
CONTRADES, Nuu	1	0-1

Starting Lineup By Batting Order

(Team W-L when starter)

POSITION	STARTS	W-L
LEADOFF		
HAIRSTON, Landon	16	12-4
2ND SPOT		
MOUTZOURIDIS, PJ	11	7-4
ROELLIG, Austen	3	3-0
ZAVOREK, Beckett	2	2-0
3RD SPOT		
TOIGO, Dean	11	9-2
LONGO, Dominic	3	3-0
CONTRADES, Nuu	2	0-2
CLEANUP		
CONTRADES, Nuu	13	11-2
MICHEL, Garrett	3	1-2
5TH SPOT		
SMALDINO, Dominic	8	8-0
MICHEL, Garrett	4	3-1
LONGO, Dominic	3	0-3
ROELLIG, Austen	1	1-0
6TH SPOT		
MICHEL, Garrett	6	6-0
LONGO, Dominic	3	2-1
TOIGO, Dean	3	1-2
POLK, Matt	2	2-0
ZAVOREK, Beckett	1	1-0
ROELLIG, Austen	1	0-1
7TH SPOT		
SMALDINO, Dominic	5	2-3
LONGO, Dominic	4	4-0
POLK, Matt	2	1-1
TOIGO, Dean	2	2-0
MOUTZOURIDIS, PJ	1	1-0
ZAVOREK, Beckett	1	1-0
ROELLIG, Austen	1	1-0
8TH SPOT		
ROELLIG, Austen	6	3-3
BRIGGS, Brody	5	5-0
NICLAI, Coen	4	3-1
ZAVOREK, Beckett	1	1-0
9TH SPOT		
BRIGGS, Brody	5	3-2
ZAVOREK, Beckett	4	3-1
MYERS, Sam	3	3-0
NICLAI, Coen	2	1-1
MOUTZOURIDIS, PJ	1	1-0
MCGARY, Ky	1	1-0

Arizona State Baseball 2025-2026 Season

(As of Mar 11, 2026)

Starters Summary

PLAYER	GS	Position											Batting Order												
		P	C	1B	2B	3B	SS	LF	CF	RF	OF	DH	1ST	2ND	3RD	4TH	5TH	6TH	7TH	8TH	9TH				
3 HAIRSTON, Landon	16	.	.	3	.	.	.	13	16
55 TOIGO, Dean	16	16	.	.	11	.	.	3	2
6 CONTRADES, Nuu	15	.	.	.	14	1	.	.	2	13
10 MOUTZOURIDIS, PJ	13	13	11	1	.	.	1	.
23 LONGO, Dominic	13	13	3	.	3	3	4
25 SMALDINO, Dominic	13	.	.	13	8	.	5
28 MICHEL, Garrett	13	12	.	.	.	3	4	6
24 ROELLIG, Austen	12	12	3	.	.	1	1	1	6	.	.	.
9 BRIGGS, Brody	10	.	1.	5	5	.	.
2 ZAVOREK, Beckett	9	.	.	.	2	4	3	2	.	.	.	1	1	1	4	.	.
13 NICLAI, Coen	6	.	6	4	2	.	.
4 POLK, Matt	4	2	1	2	2
14 CARLON, Cole	4	4
31 LINDER, Colin	4	4
8 MYERS, Sam	3	1	2	3	.
27 KLECKER, Kole	3	3
11 BARRETT, Easton	2	2
12 ALBA, Jaden	1	1
15 OVERBAY, Alex	1	1
17 MCGARY, Ky	1	1	1
41 PENN, Taylor	1	1

Arizona State Baseball 2025-2026 Season

(As of Mar 11, 2026)

Statistics by Position

Record: 12-4 Home: 11-0 Away: 1-1 Neutral: 0-3 Conference: 0-0 Extra Inn: 0-0 Vs. Ranked: 1-3

PLAYER	AVG	GP	AB	R	H	2B	3B	HR	RBI	TB	SLG%	BB	HP	SO	OB%	SF	SH	SB-ATT	PO	A	E	DPS	FLD%
p 38 FITZPATRICK, Sean	.000	8	0	0	0	0	0	0	0	0	.000	0	0	0	.000	0	0	0-0	1	1	0	0	1.000
p 20 SCHAEFER, Derek	.000	7	0	0	0	0	0	0	0	0	.000	0	0	0	.000	0	0	0-0	0	2	0	0	1.000
p 41 PENN, Taylor	.000	6	0	0	0	0	0	0	0	0	.000	0	0	0	.000	0	0	0-0	2	1	0	0	1.000
p 12 ALBA, Jaden	.000	5	0	0	0	0	0	0	0	0	.000	0	0	0	.000	0	0	0-0	0	1	0	0	1.000
p 15 OVERBAY, Alex	.000	5	0	0	0	0	0	0	0	0	.000	0	0	0	.000	0	0	0-0	1	2	0	1	1.000
p 31 LINDER, Colin	.000	5	0	0	0	0	0	0	0	0	.000	0	0	0	.000	0	0	0-0	2	3	0	0	1.000
p 11 BARRETT, Easton	.000	4	0	0	0	0	0	0	0	0	.000	0	0	0	.000	0	0	0-0	0	2	0	0	1.000
p 14 CARLON, Cole	.000	4	0	0	0	0	0	0	0	0	.000	0	0	0	.000	0	0	0-0	0	3	0	1	1.000
p 37 GUY, Colby	.000	4	0	0	0	0	0	0	0	0	.000	0	0	0	.000	0	0	0-0	0	1	0	0	1.000
p 28 MICHEL, Garrett	.200	2	5	0	1	0	0	0	0	1	.200	0	0	1	.200	0	0	0-0	1	0	0	0	1.000
p 4 POLK, Matt	.333	2	6	1	2	0	0	1	2	5	.833	0	0	1	.333	0	0	0-0	0	0	0	0	0
p 9 BRIGGS, Brody	1.000	1	1	0	1	0	0	0	0	1	1.000	0	0	0	1.000	0	0	0-0	0	0	0	0	0
c 23 LONGO, Dominic	.348	14	46	14	16	4	0	6	13	38	.826	9	1	11	.464	0	0	4-5	27	0	0	0	1.000
c 9 BRIGGS, Brody	.300	12	30	5	9	0	0	1	6	12	.400	4	0	2	.371	1	0	1-1	93	8	0	0	1.000
c 13 NICLAI, Coen	.300	7	20	8	6	0	0	1	7	9	.450	6	2	4	.500	0	0	0-0	56	9	0	0	1.000
c 17 MCGARY, Ky	.556	3	9	4	5	0	0	0	2	5	.556	2	0	2	.636	0	0	1-2	2	0	1	0	.667
c 36 CLOUSER, Cooper	.000	3	0	0	0	0	0	0	0	0	.000	2	0	0	1.000	0	0	0-0	4	1	0	0	1.000
c 8 MYERS, Sam	.000	3	7	1	0	0	0	0	0	0	.000	0	0	2	.000	0	0	0-0	2	0	0	0	1.000
1b 25 SMALDINO, Dominic	.308	15	52	10	16	3	0	4	7	31	.596	6	1	16	.390	0	0	1-1	103	4	1	6	.991
1b 3 HAIRSTON, Landon	.444	5	18	8	8	2	0	2	6	16	.889	3	2	1	.542	1	0	2-3	19	0	0	4	1.000
1b 28 MICHEL, Garrett	.000	1	1	0	0	0	0	0	0	0	.000	0	0	0	.000	0	0	0-0	1	0	0	0	1.000
2b 6 CONTRADES, Nuu	.429	14	49	15	21	4	0	5	20	40	.816	5	2	5	.500	0	0	8-8	13	32	1	5	.978
2b 2 ZAVOREK, Beckett	.300	7	20	6	6	2	0	1	7	11	.550	1	1	4	.348	1	0	3-3	4	9	2	3	.867
2b 18 LEACH, Finn	1.000	1	2	3	2	0	0	0	1	2	1.000	1	0	0	1.000	0	0	0-0	0	1	0	0	1.000
3b 24 ROELLIG, Austen	.367	14	49	15	18	7	0	1	10	28	.571	6	0	10	.421	1	1	1-1	7	15	1	1	.957
3b 2 ZAVOREK, Beckett	.333	4	15	5	5	1	0	1	6	9	.600	1	1	0	.389	1	0	3-3	2	5	3	2	.700
3b 18 LEACH, Finn	.000	2	1	0	0	0	0	0	0	0	.000	0	0	0	.000	0	0	0-0	1	2	0	0	1.000
ss 10 MOUTZOURIDIS, PJ	.320	13	50	16	16	2	1	0	9	20	.400	7	4	8	.409	3	2	6-7	14	31	1	6	.978
ss 2 ZAVOREK, Beckett	.300	3	10	0	3	0	1	0	3	5	.500	0	1	1	.333	0	1	1-1	1	8	0	2	1.000
of 55 TOIGO, Dean	.268	16	56	18	15	2	0	6	15	35	.625	7	6	12	.406	0	0	1-3	33	0	0	0	1.000
of 23 LONGO, Dominic	.348	14	46	14	16	4	0	6	13	38	.826	9	1	11	.464	0	0	4-5	27	0	0	0	1.000
of 3 HAIRSTON, Landon	.426	14	54	18	23	8	0	4	19	43	.796	8	2	6	.508	1	0	5-7	35	0	0	1	1.000
of 17 MCGARY, Ky	.417	6	12	4	5	0	0	0	2	5	.417	2	0	2	.500	0	0	1-2	3	0	1	0	.750
of 8 MYERS, Sam	.308	5	13	2	4	0	0	0	3	4	.308	0	0	3	.308	0	0	0-0	4	0	0	0	1.000
of 4 POLK, Matt	.250	4	8	2	2	1	0	0	2	3	.375	0	0	1	.250	0	0	1-1	2	0	0	0	1.000
of 44 DURST, Jaxsyn	.000	3	2	1	0	0	0	0	1	0	.000	1	0	0	.333	0	0	0-0	0	0	0	0	0
of 7 DARRAH, Ryan	.333	2	3	1	1	0	0	0	1	1	.333	0	1	1	.500	0	0	0-0	0	0	0	0	0
dp 28 MICHEL, Garrett	.349	13	43	8	15	7	0	1	10	25	.581	6	1	8	.431	1	0	0-1	0	0	0	0	0
dp 36 CLOUSER, Cooper	.500	3	4	4	2	0	0	0	1	2	.500	1	0	1	.600	0	0	0-0	0	0	0	0	0
dp 4 POLK, Matt	.222	3	9	1	2	0	1	1	2	7	.778	0	0	2	.222	0	0	0-0	0	0	0	0	0
dp 6 CONTRADES, Nuu	.000	1	4	0	0	0	0	0	0	0	.000	0	0	0	.000	0	0	0-0	0	0	0	0	0
dp 8 MYERS, Sam	1.000	1	1	1	1	0	0	0	1	1	1.000	0	0	0	1.000	0	0	0-0	0	0	0	0	0
ph 28 MICHEL, Garrett	.000	1	1	0	0	0	0	0	0	0	.000	0	0	0	.000	0	0	0-0	1	0	0	0	1.000
ph 4 POLK, Matt	1.000	1	1	0	1	0	0	0	1	1	1.000	0	0	0	1.000	0	0	0-0	0	0	0	0	0
ph 9 BRIGGS, Brody	1.000	1	1	0	1	0	0	0	0	1	1.000	0	0	0	1.000	0	0	0-0	0	0	0	0	0

Arizona State Baseball 2025-2026 Season

(As of Mar 11, 2026)

Arizona State Stats by Starters

Hitting

Starters (Stats from starts only)

PLAYER	GP-GS	AVG	AB	R	H	2B	3B	HR	XB	RBI	TB	SLG	BB	HP	K	GDP	OB%	SF	SH	SB-ATT	PO	A	E	FLD%
MCGARY, Ky	9-1	1.000	3	3	3	0	0	0	0	0	3	1.000	2	0	0	0	1.000	0	0	0-1	1	0	1	.500
HAIRSTON, Landon	16-16	.424	59	21	25	8	0	6	14	24	51	.864	10	4	6	2	.527	1	0	6-8	45	0	0	1.000
CONTRADES, Nuu	15-15	.396	53	15	21	4	0	5	9	20	40	.755	5	2	5	1	.467	0	0	8-8	13	32	1	.978
LONGO, Dominic	14-13	.364	44	14	16	4	0	6	10	13	38	.864	9	1	11	0	.481	0	0	4-5	27	0	0	1.000
MICHEL, Garrett	14-13	.349	43	8	15	7	0	1	8	10	25	.581	6	1	8	2	.431	1	0	0-1	0	0	0	0
MOUTZOURIDIS, PJ	13-13	.320	50	16	16	2	1	0	3	9	20	.400	7	4	8	0	.409	3	2	6-7	14	31	1	.978
ROELLIG, Austen	14-12	.318	44	10	14	5	0	1	6	10	22	.500	4	0	10	1	.360	1	1	1-1	7	13	1	.952
ZAVOREK, Beckett	12-9	.303	33	6	10	2	1	1	4	10	17	.515	1	2	4	1	.342	1	1	4-4	4	16	3	.870
NICLAI, Coen	7-6	.294	17	7	5	0	0	1	1	5	8	.471	6	2	4	0	.520	0	0	0-0	49	8	0	1.000
SMALDINO, Dominic	15-13	.286	49	9	14	3	0	3	6	4	26	.531	4	1	15	2	.352	0	0	1-1	97	4	0	1.000
BRIGGS, Brody	12-10	.286	28	5	8	0	0	1	1	6	11	.393	4	0	2	0	.364	1	0	1-1	91	8	0	1.000
MYERS, Sam	8-3	.273	11	2	3	0	0	0	0	3	3	.273	0	0	3	0	.273	0	0	0-0	4	0	0	1.000
TOIGO, Dean	16-16	.268	56	18	15	2	0	6	8	15	35	.625	7	6	12	0	.406	0	0	1-3	33	0	0	1.000
POLK, Matt	9-4	.154	13	1	2	0	1	1	2	3	7	.538	0	0	1	0	.154	0	0	1-1	1	0	0	1.000
Totals		.332	503	135	167	37	3	32	72	132	306	.608	65	23	89	9	.423	8	4	33-41	389	122	7	.986

Non-starters (Stats from non-starts only)

PLAYER	GP-GS	AVG	AB	R	H	2B	3B	HR	XB	RBI	TB	SLG	BB	HP	K	GDP	OB%	SF	SH	SB-ATT	PO	A	E	FLD%
ROELLIG, Austen	14-12	.800	5	5	4	2	0	0	2	0	6	1.200	2	0	0	0	.857	0	0	0-0	0	2	0	1.000
LEACH, Finn	3-0	.667	3	3	2	0	0	0	0	1	2	.667	1	0	0	0	.750	0	0	0-0	1	3	0	1.000
SMALDINO, Dominic	15-13	.667	3	1	2	0	0	1	1	3	5	1.667	2	0	1	0	.800	0	0	0-0	6	0	1	.857
POLK, Matt	9-4	.500	6	2	3	1	0	0	1	2	4	.667	0	0	3	0	.500	0	0	0-0	1	0	0	1.000
BRIGGS, Brody	12-10	.500	2	0	1	0	0	0	0	0	1	.500	0	0	0	0	.500	0	0	0-0	2	0	0	1.000
CLOUSER, Cooper	7-0	.400	5	4	2	0	0	0	0	1	2	.400	3	0	1	0	.625	0	0	0-0	4	1	0	1.000
MYERS, Sam	8-3	.400	5	1	2	0	0	0	0	1	2	.400	0	0	1	0	.400	0	0	0-0	0	0	0	0
NICLAI, Coen	7-6	.333	3	1	1	0	0	0	0	2	1	.333	0	0	0	0	.333	0	0	0-0	7	1	0	1.000
DARRAH, Ryan	2-0	.333	3	1	1	0	0	0	0	1	1	.333	0	1	1	0	.500	0	0	0-0	0	0	0	0
MCGARY, Ky	9-1	.222	9	3	2	0	0	0	0	2	2	.222	0	1	2	0	.300	0	0	2-2	2	0	0	1.000
ZAVOREK, Beckett	12-9	.000	2	0	0	0	0	0	0	0	0	.000	0	0	2	0	.000	0	0	0-0	1	1	0	1.000
LONGO, Dominic	14-13	.000	2	0	0	0	0	0	0	0	0	.000	0	0	0	0	.000	0	0	0-0	0	0	0	0
MICHEL, Garrett	14-13	.000	1	0	0	0	0	0	0	0	0	.000	0	0	0	0	.000	0	0	0-0	1	0	0	1.000
DURST, Jaxsyn	3-0	.000	2	1	0	0	0	0	0	1	0	.000	1	0	0	0	.333	0	0	0-0	0	0	0	0
Totals		.392	51	22	20	3	0	1	4	14	26	.510	9	2	11	0	.500	0	0	2-2	28	14	1	.977

Arizona State Baseball 2025-2026 Season

(As of Mar 11, 2026)

Arizona State Stats by Starters

Pitching

Starters (Stats from starts only)

PLAYER	GP-GS	ERA	W-L	IP	H	R	ER	BB	K	2B	3B	HR	AVG	BF	WP	HP	BK	SFA	SHA
OVERBAY, Alex	5-1	0.00	0-0	4.0	4	0	0	2	5	1	0	0	.267	18	0	1	0	0	0
CARLON, Cole	4-4	3.00	2-1	21.0	14	8	7	6	29	1	1	3	.182	83	0	0	0	0	0
LINDER, Colin	5-4	4.30	0-1	14.2	15	7	7	11	13	2	0	1	.268	71	1	3	0	0	1
KLECKER, Kole	3-3	4.50	2-0	14.0	11	7	7	3	15	1	0	4	.220	55	1	2	0	0	0
PENN, Taylor	6-1	7.72	0-0	2.1	3	2	2	1	1	0	0	1	.300	11	0	0	0	0	0
BARRETT, Easton	4-2	11.25	0-0	4.0	4	5	5	10	6	0	0	0	.286	25	0	0	0	0	1
ALBA, Jaden	5-1	18.00	0-1	3.0	4	6	6	2	1	0	0	1	.308	18	2	3	0	0	0
		4.86	4-3	63.0	55	35	34	35	70	5	1	10	.234	281	4	9	0	0	2

Non-starters (Stats from non-starts only)

PLAYER	GP-GS	ERA	W-L	IP	H	R	ER	BB	K	2B	3B	HR	AVG	BF	WP	HP	BK	SFA	SHA
HALVORSON, Wyatt	3-0	0.00	0-0	6.2	1	0	0	2	7	0	0	0	.050	23	1	1	0	0	0
LINDER, Colin	5-4	0.00	1-0	2.2	0	0	0	0	5	0	0	0	.000	8	0	0	0	0	0
FITZPATRICK, Sean	8-0	0.00	1-0	7.0	2	1	0	2	12	1	0	0	.091	24	1	0	0	0	0
OVERBAY, Alex	5-1	1.00	0-0	9.0	7	1	1	4	13	1	0	0	.219	36	0	0	0	0	0
PENN, Taylor	6-1	1.80	2-0	10.0	10	2	2	2	11	0	0	1	.263	40	0	0	0	0	0
BUTLER, Josh	6-0	2.45	2-0	7.1	8	2	2	3	4	0	0	1	.276	33	0	0	0	1	0
SCHAEFER, Derek	7-0	2.57	0-1	7.0	5	2	2	2	7	3	1	0	.208	27	0	0	0	1	0
EDWARDS, Finn	3-0	3.37	0-0	2.2	3	1	1	2	6	0	0	0	.250	14	0	0	0	0	0
ALBA, Jaden	5-1	3.38	2-0	8.0	9	5	3	4	11	2	0	1	.273	39	0	0	0	2	0
GUY, Colby	4-0	4.50	0-0	4.0	3	2	2	3	5	1	0	0	.214	18	0	0	0	0	1
MUSSO, Austin	4-0	6.23	0-0	4.1	6	4	3	3	7	0	1	1	.333	21	0	0	0	0	0
ANELLO, Nick	2-0	6.75	0-0	1.1	1	1	1	2	1	1	0	0	.200	7	0	0	0	0	0
LOUCK, Brady	3-0	9.00	0-0	2.0	4	3	2	1	3	0	0	0	.400	12	2	0	0	1	0
BUXTON, Eli	4-0	20.25	0-0	2.2	8	6	6	3	2	0	0	0	.533	18	1	0	1	0	0
BARRETT, Easton	4-2	20.26	0-0	1.1	0	3	3	3	1	0	0	0	.000	7	0	0	0	0	0
		3.78	8-1	66.2	67	33	28	36	95	9	2	4	.236	327	5	1	1	5	1

Arizona State Baseball 2025-2026 Season

(As of Mar 11, 2026)

Arizona State Game Highs

TEAM GAME HIGHS

Batting		
At Bats	49	vs. Loyola Marymount (03-08-26)
Runs scored	29	vs. Loyola Marymount (03-08-26)
Hits	23	vs. Loyola Marymount (03-08-26)
RBI's	28	vs. Loyola Marymount (03-08-26)
Doubles	6	at Oklahoma (02-24-26)
Triples	1	vs. Connecticut (02-17-26)
	1	vs. St. John's (02-21-26)
	1	vs. Loyola Marymount (03-07-26)
Home runs	6	vs. Loyola Marymount (03-08-26)
Total bases	45	vs. Loyola Marymount (03-08-26)
Walks	11	vs. Loyola Marymount (03-08-26)
Strikeouts	11	at Oklahoma (02-25-26)
	11	vs. Arizona (03-10-26)
Sac hits	1	vs. Omaha (02-14-26)
	1	vs. Omaha (02-15-26)
	1	vs. St. John's (02-20-26)
	1	vs. St. John's (02-21-26)
Sac flies	2	vs. St. John's (02-22-26)
Stolen Bases	5	vs. Omaha (02-13-26)
	5	vs. Omaha (02-14-26)
	5	vs. Connecticut (02-17-26)
Caught Stealing	2	vs. St. John's (02-20-26)
Hit by pitch	5	vs. Loyola Marymount (03-08-26)
Runners LOB	13	vs. Loyola Marymount (03-08-26)
Hit into DP	2	vs. Mississippi St. (02-27-26)
	2	vs. Tennessee (02-28-26)

Fielding		
Putouts	27	vs. Omaha (02-13-26)
	27	vs. Omaha (02-14-26)
	27	vs. Omaha (02-15-26)
	27	vs. Connecticut (02-17-26)
	27	vs. St. John's (02-20-26)
	27	vs. St. John's (02-21-26)
	27	vs. St. John's (02-22-26)
	27	vs. Tennessee (02-28-26)
	27	vs. Loyola Marymount (03-06-26)
	27	vs. Loyola Marymount (03-07-26)
	27	vs. Loyola Marymount (03-08-26)
	27	vs. Arizona (03-10-26)
Assists	14	vs. St. John's (02-22-26)
Errors	4	vs. St. John's (02-22-26)
Passed Balls	1	vs. St. John's (02-21-26)
	1	vs. Tennessee (02-28-26)
	1	vs. Loyola Marymount (03-08-26)
DPs Turned	2	vs. Omaha (02-13-26)
	2	vs. St. John's (02-20-26)
	2	at Oklahoma (02-25-26)
	2	vs. Loyola Marymount (03-07-26)

Pitching		
Innings Pitched	9	vs. Omaha (02-13-26)
	9	vs. Omaha (02-14-26)
	9	vs. Omaha (02-15-26)
	9	vs. Connecticut (02-17-26)
	9	vs. St. John's (02-20-26)
	9	vs. St. John's (02-21-26)
	9	vs. St. John's (02-22-26)

	9	vs. Tennessee (02-28-26)
	9	vs. Loyola Marymount (03-06-26)
	9	vs. Loyola Marymount (03-07-26)
	9	vs. Loyola Marymount (03-08-26)
	9	vs. Arizona (03-10-26)
Runs allowed	9	vs. Texas AM (03-01-26)
Earned runs	9	vs. Texas AM (03-01-26)
Walks allowed	9	vs. Omaha (02-15-26)
Strikeouts	18	vs. Loyola Marymount (03-06-26)
Hits allowed	11	vs. Omaha (02-14-26)
	11	vs. Loyola Marymount (03-08-26)
Doubles allowed	4	vs. Tennessee (02-28-26)
Triples allowed	1	vs. Omaha (02-14-26)
	1	at Oklahoma (02-25-26)
	1	vs. Loyola Marymount (03-06-26)
Homers allowed	2	vs. Connecticut (02-17-26)
	2	at Oklahoma (02-24-26)
	2	vs. Mississippi St. (02-27-26)
Wild pitches	2	vs. Connecticut (02-17-26)
	2	vs. Texas AM (03-01-26)
Hit batters	3	vs. Texas AM (03-01-26)

Arizona State Baseball 2025-2026 Season

(As of Mar 11, 2026)

Arizona State Game Highs

INDIVIDUAL GAME HIGHS

		Batting
At bats	6	MOUTZOURIDIS, PJ vs. St. John's (02-22-26)
Runs scored	5	ROELLIG, Austen vs. Loyola Marymount (03-08-26)
Hits	4	ROELLIG, Austen vs. Loyola Marymount (03-08-26)
RBI's	7	HAIRSTON, Landon vs. Connecticut (02-17-26)
Doubles	2	ROELLIG, Austen vs. Loyola Marymount (03-08-26)
	2	MICHEL, Garrett vs. Connecticut (02-17-26)
Triples	1	MOUTZOURIDIS, PJ vs. Connecticut (02-17-26)
	1	ZAVOREK, Beckett vs. Loyola Marymount (03-07-26)
	1	POLK, Matt vs. St. John's (02-21-26)
Home runs	2	HAIRSTON, Landon at Oklahoma (02-24-26)
Total bases	8	HAIRSTON, Landon at Oklahoma (02-24-26)
Walks	3	MOUTZOURIDIS, PJ at Oklahoma (02-25-26)
	3	NICLAI, Coen vs. Omaha (02-14-26)
	3	LONGO, Dominic vs. Omaha (02-14-26)
Strikeouts	4	SMALDINO, Dominic at Oklahoma (02-24-26)
Sac hits	1	MOUTZOURIDIS, PJ vs. Omaha (02-14-26)
	1	MOUTZOURIDIS, PJ vs. St. John's (02-20-26)
	1	ZAVOREK, Beckett vs. Omaha (02-15-26)
	1	ROELLIG, Austen vs. St. John's (02-21-26)
Sac flies	1	MOUTZOURIDIS, PJ vs. Mississippi St. (02-27-26)
	1	MOUTZOURIDIS, PJ vs. Tennessee (02-28-26)
	1	MOUTZOURIDIS, PJ vs. Loyola Marymount (03-08-26)
	1	ZAVOREK, Beckett vs. Omaha (02-14-26)
	1	ROELLIG, Austen vs. Arizona (03-10-26)
	1	MICHEL, Garrett vs. St. John's (02-22-26)
	1	HAIRSTON, Landon vs. St. John's (02-22-26)
Stolen Bases	3	CONTRADES, Nuu at Oklahoma (02-24-26)
Caught Stealing	1	MOUTZOURIDIS, PJ at Oklahoma (02-25-26)
	1	MCGARY, Ky vs. St. John's (02-22-26)
	1	LONGO, Dominic vs. St. John's (02-20-26)
	1	MICHEL, Garrett vs. Arizona (03-10-26)
	1	HAIRSTON, Landon vs. St. John's (02-20-26)
	1	HAIRSTON, Landon vs. Loyola Marymount (03-06-26)
	1	TOIGO, Dean at Oklahoma (02-24-26)
	1	TOIGO, Dean vs. Tennessee (02-28-26)
Hit by pitch	2	NICLAI, Coen vs. Loyola Marymount (03-08-26)
	2	TOIGO, Dean vs. St. John's (02-21-26)
	2	TOIGO, Dean vs. Loyola Marymount (03-06-26)
Runners LOB	6	MCGARY, Ky vs. Loyola Marymount (03-08-26)
		Fielding
Putouts	17	BRIGGS, Brody vs. Loyola Marymount (03-06-26)
Assists	5	MOUTZOURIDIS, PJ vs. St. John's (02-20-26)
	5	MOUTZOURIDIS, PJ vs. Loyola Marymount (03-08-26)
	5	ZAVOREK, Beckett vs. Loyola Marymount (03-07-26)
Errors	1	MOUTZOURIDIS, PJ vs. St. John's (02-22-26)
	1	MCGARY, Ky vs. St. John's (02-22-26)
	1	ZAVOREK, Beckett vs. Omaha (02-14-26)
	1	ZAVOREK, Beckett vs. St. John's (02-22-26)
	1	ZAVOREK, Beckett vs. Loyola Marymount (03-06-26)
	1	ROELLIG, Austen vs. Texas AM (03-01-26)
	1	SMALDINO, Dominic vs. Loyola Marymount (03-08-26)
	1	CONTRADES, Nuu vs. St. John's (02-22-26)
Passed Balls	1	NICLAI, Coen vs. St. John's (02-21-26)
	1	NICLAI, Coen vs. Loyola Marymount (03-08-26)
	1	BRIGGS, Brody vs. Tennessee (02-28-26)
DPs Turned	2	MOUTZOURIDIS, PJ vs. Omaha (02-13-26)
	2	MOUTZOURIDIS, PJ vs. St. John's (02-20-26)
	2	ZAVOREK, Beckett vs. Loyola Marymount (03-07-26)

2	SMALDINO, Dominic vs. Omaha (02-13-26)
2	SMALDINO, Dominic vs. St. John's (02-20-26)
2	HAIRSTON, Landon vs. Loyola Marymount (03-07-26)
2	CONTRADES, Nuu vs. Loyola Marymount (03-07-26)

Pitching

Innings Pitched	6	CARLON, Cole vs. St. John's (02-20-26)
Runs allowed	6	ALBA, Jaden vs. Texas AM (03-01-26)
Earned runs	6	ALBA, Jaden vs. Texas AM (03-01-26)
Walks allowed	6	BARRETT, Easton vs. Omaha (02-15-26)
Strikeouts	10	CARLON, Cole vs. Loyola Marymount (03-06-26)
Hits allowed	7	CARLON, Cole vs. Loyola Marymount (03-06-26)
Doubles allowed	2	SCHAEFER, Derek at Oklahoma (02-25-26)
	2	LINDER, Colin vs. Tennessee (02-28-26)
Triples allowed	1	CARLON, Cole vs. Loyola Marymount (03-06-26)
	1	SCHAEFER, Derek at Oklahoma (02-25-26)
	1	MUSSO, Austin vs. Omaha (02-14-26)
Homers allowed	2	KLECKER, Kole at Oklahoma (02-24-26)
Wild pitches	2	ALBA, Jaden vs. Texas AM (03-01-26)
	2	LOUCK, Brady vs. Connecticut (02-17-26)
Hit batters	3	ALBA, Jaden vs. Texas AM (03-01-26)

Arizona State Baseball 2025-2026 Season

(As of Mar 11, 2026)

Arizona State Game Highs

OPPONENT TEAM GAME HIGHS

Batting		
At Bats	38	vs. Loyola Marymount (03-06-26)
Runs scored	9	vs. Texas AM (03-01-26)
Hits	11	vs. Omaha (02-14-26)
	11	vs. Loyola Marymount (03-08-26)
RBIs	8	vs. Mississippi St. (02-27-26)
Doubles	4	vs. Tennessee (02-28-26)
Triples	1	vs. Omaha (02-14-26)
	1	at Oklahoma (02-25-26)
	1	vs. Loyola Marymount (03-06-26)
Home runs	2	vs. Connecticut (02-17-26)
	2	at Oklahoma (02-24-26)
	2	vs. Mississippi St. (02-27-26)
Total bases	17	vs. Connecticut (02-17-26)
Walks	9	vs. Omaha (02-15-26)
Strikeouts	18	vs. Loyola Marymount (03-06-26)
Sac hits	1	vs. St. John's (02-22-26)
	1	vs. Mississippi St. (02-27-26)
	1	vs. Tennessee (02-28-26)
Sac flies	2	vs. St. John's (02-22-26)
Stolen Bases	3	vs. Mississippi St. (02-27-26)
Caught Stealing	1	vs. St. John's (02-21-26)
	1	vs. St. John's (02-22-26)
	1	vs. Loyola Marymount (03-07-26)
	1	vs. Loyola Marymount (03-08-26)
	1	vs. Arizona (03-10-26)
Hit by pitch	3	vs. Texas AM (03-01-26)
Runners LOB	13	vs. Omaha (02-14-26)
Hit into DP	2	vs. Omaha (02-13-26)
	2	vs. St. John's (02-20-26)
	2	vs. Loyola Marymount (03-07-26)

Fielding		
Putouts	27	at Oklahoma (02-25-26)
	27	vs. Mississippi St. (02-27-26)
	27	vs. Tennessee (02-28-26)
	27	vs. Texas AM (03-01-26)
Assists	14	at Oklahoma (02-25-26)
	14	vs. Loyola Marymount (03-07-26)
Errors	3	vs. Connecticut (02-17-26)
	3	vs. St. John's (02-22-26)
	3	at Oklahoma (02-24-26)
	3	vs. Loyola Marymount (03-06-26)
	3	vs. Loyola Marymount (03-08-26)
Passed Balls	1	vs. Mississippi St. (02-27-26)
	1	vs. Arizona (03-10-26)
DPs Turned	2	vs. Mississippi St. (02-27-26)
	2	vs. Tennessee (02-28-26)

Pitching		
Innings Pitched	9	at Oklahoma (02-25-26)
	9	vs. Mississippi St. (02-27-26)
	9	vs. Tennessee (02-28-26)
	9	vs. Texas AM (03-01-26)
Runs allowed	29	vs. Loyola Marymount (03-08-26)
Earned runs	24	vs. Loyola Marymount (03-08-26)
Walks allowed	11	vs. Loyola Marymount (03-08-26)
Strikeouts	11	at Oklahoma (02-25-26)
	11	vs. Arizona (03-10-26)

Hits allowed	23	vs. Loyola Marymount (03-08-26)
Doubles allowed	6	at Oklahoma (02-24-26)
Triples allowed	1	vs. Connecticut (02-17-26)
	1	vs. St. John's (02-21-26)
	1	vs. Loyola Marymount (03-07-26)
Homers allowed	6	vs. Loyola Marymount (03-08-26)
Wild pitches	4	vs. Loyola Marymount (03-08-26)
Hit batters	5	vs. Loyola Marymount (03-08-26)

Arizona State Baseball 2025-2026 Season

(As of Mar 11, 2026)

Arizona State Game Highs

OPPONENT INDIVIDUAL GAME HIGHS

		Batting
At bats	5	GAINES, Mason Omaha (2026-02-14)
	5	DIGGINS, Chase Omaha (2026-02-14)
	5	TROUT, Jackson Omaha (2026-02-14)
	5	ZIPAY, Henry Omaha (2026-02-14)
	5	MENZEL, Evan Connecticut (2026-02-17)
	5	MARSHALL, Jackson Connecticut (2026-02-17)
	5	RODRIGUEZ, Lewis St. John's (2026-02-22)
	5	REESE, Ace Mississippi St. (2026-02-27)
	5	MYATT, Tyler Tennessee (2026-02-28)
	5	FORD, Henry Tennessee (2026-02-28)
Runs scored	2	ZIPAY, Henry Omaha (2026-02-15)
	2	RISPOLI, Rob Connecticut (2026-02-17)
	2	RAIFSTANGER, Jayder St. John's (2026-02-22)
	2	KIELII, Terrence Texas AM (2026-03-01)
	2	WALL, Jaxson Loyola Marymount (2026-03-06)
	2	MEYERS, Roman Arizona (2026-03-10)
Hits	3	TROUT, Jackson Omaha (2026-02-14)
	3	MENZEL, Evan Connecticut (2026-02-17)
	3	WALL, Jaxson Loyola Marymount (2026-03-06)
	3	FRIEND, Travis Loyola Marymount (2026-03-07)
	3	GURNEY, Winfield Loyola Marymount (2026-03-08)
RBI's	3	FREI, Gehrig Mississippi St. (2026-02-27)
	3	MEYERS, Roman Arizona (2026-03-10)
Total bases	5	MARSHALL, Jackson Connecticut (2026-02-17)
	5	AGRESTI, Adam St. John's (2026-02-21)
	5	WALL, Jaxson Loyola Marymount (2026-03-06)
Strikeouts	4	WACHTER, Nater Connecticut (2026-02-17)
Sac flies	1	DICK, Cardel Omaha (2026-02-14)
	1	FREY, Ayden St. John's (2026-02-22)
	1	AGRESTI, Adam St. John's (2026-02-22)
	1	CLARK, Levi Tennessee (2026-02-28)
	1	STIVESON, Nate Loyola Marymount (2026-03-08)
Stolen Bases	2	SULLIVAN, Noah Mississippi St. (2026-02-27)
	2	WADAS, Zach Loyola Marymount (2026-03-08)
Runners LOB	5	LEWIS, Hayden Omaha (2026-02-15)
	5	MHOON, Andrew Loyola Marymount (2026-03-06)
	5	NOVITSKE, Nate Arizona (2026-03-10)
		Fielding
Putouts	16	WADAS, Zach Loyola Marymount (2026-03-07)
Assists	6	MARIN, Manny Tennessee (2026-02-28)
	6	KELLNER, Boston Texas AM (2026-03-01)
Errors	2	GHIORSO, DJ Loyola Marymount (2026-03-08)
		Pitching
Innings Pitched	7	MCPHERSON, Ryan Mississippi St. (2026-02-27)
Runs allowed	9	LAINE, Avery Loyola Marymount (2026-03-08)
Earned runs	8	CATALANO, M Oklahoma (2026-02-24)
Walks allowed	3	COOPER, Cal Omaha (2026-02-14)
	3	CONLEY, Tommy St. John's (2026-02-20)
	3	FREDERICK, Victor St. John's (2026-02-22)
	3	CATALANO, M Oklahoma (2026-02-24)
	3	JONES, G Oklahoma (2026-02-25)
	3	MCPHERSON, Ryan Mississippi St. (2026-02-27)
	3	SIMS, Aiden Texas AM (2026-03-01)
	3	SWEENEY, Caleb Loyola Marymount (2026-03-08)
	3	MORRIS, Patrick Arizona (2026-03-10)
Hits allowed	8	PETERS, Kyle Connecticut (2026-02-17)

	8	OLEARY, Liam St. John's (2026-02-20)
Doubles allowed	3	BARFIELD, J Oklahoma (2026-02-24)
	3	MACK, Landon Tennessee (2026-02-28)
Wild pitches	3	FREDERICK, Victor St. John's (2026-02-22)
Hit batters	2	CHAFFEE, Evan St. John's (2026-02-21)
	2	SIMS, Aiden Texas AM (2026-03-01)
	2	JOHNSON, Jonah Loyola Marymount (2026-03-06)
	2	RIERA, Niko Loyola Marymount (2026-03-08)
	2	MCKINNEY, Collin Arizona (2026-03-10)