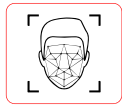



Verification



Face



Password




Card



QR

Features



AI Based



Mask Detection



Live Detection



Cloud



Touch Screen



WDR




IP65 Rating



MultiFace

TrueFace Recognition Device

TrueFace50



- 7" LCD with a resolution of 1024 × 600.
- The 2-MP dual-lens CMOS camera and high-performance image sensor ensure accurate recognition even in poor lighting and dark locations that lack illumination.
- Supports 50,000 users (up to 50 administrators), 50,000 faces, 50,000 passwords, 50,000 cards, and 300,000 records.
- Multiple unlock methods including Face, Card, Password and QR code. You can also combine them to create your own personal unlock methods.
- Displays the face bounding box and detects the face that occupies the most pixels in real time. You can also set target face filtering by configuring the face pixel threshold.
- Recognizes faces 0.3 m to 2.0 m away (0.98 ft–6.56 ft), and detects persons between the height of 0.9 m and 2.4 m (2.95 ft–7.87 ft) when the camera is installed 1.4 m above the ground.
- Powered by the face recognition deep learning algorithm, the device can accurately locate over 360 key points on the face of a target.
- Faces can be recognized within 0.2 seconds, without need for the person to touch the device.
- Features face mask detection and safety helmet detection.
- Multiple display modes and voice prompts are available for broadcasting recognition results to protect the privacy of users.
- Features face mask detection and safety helmet detection.
- Liveness detection is used to detect spoof attempt, such as using a photo or video to gain access.
- Offers multiple types of alarms such as duress, tamper, intrusion, unlock timeout, and excessive use of illegal card and password.
- Supports different types of users, including general, patrol, blocklist, VIP, guest and other.

Specification

Capacity	
User Capacity	50,000
Face Capacity	50,000
Card Capacity	50,000
Password Capacity	50,000
QR Capacity	50,000
Log Capacity	3,00,000
System	
Main Processor	Embedded Processor
Operating System	Linux
Network Protocol	UDP; TCP; IPv4; RTSP; SIP; P2P; RTP
OSDP Protocol	Yes
SDK and API	Yes
Basic	
Product Type	Standalone
Display Screen	7" LCD
Screen Type	Capacitive Touchscreen
Screen Resolution	600 (H) × 1024 (V)
Camera	2-MP CMOS HD dual-lens camera
WDR	DWDR
Light Compensation	Auto IR
Voice Prompt	Yes
Casing	PC + ABS
Function	
Unlock Mode	Face, Card, Password and QR
Card Type	Mi-Fare Card
Period List	128 periods
Holiday Period	128 periods
Network Update	Yes
First User Unlock	Yes
Remote Verification	Yes
Restricted List/Trusted List	Yes
Wi-Fi	Yes
Advertisement Playing	Support graphic advertisement play





Peripheral Card Reader	1 × RS-485 card reader; 1 × Wiegand card reader
Multi-user Authentication	Yes
Real-time Monitoring	Yes
Multi-Factor Authentication	Yes
Capture Function	Yes
Web Configuration	Yes
Auto Registration	Yes

Performance

Card Reading Distance	0 cm–3 cm (0"–1.18")
Face Recognition Height Range	0.9 m–2.4 m (2.95 ft–7.87 ft)
Face Recognition Distance	0.3 m–2.0 m (0.98 ft–6.56 ft)
Face Recognition Accuracy	99.9%
Face Recognition Time	0.2 s
Read Speed (QR Code)	500 ms

Port

RS-485	1
RS-232	1
Wiegand	1
USB	1 × USB 2.0
Network Port	1 × RJ-45 10/100 Mbps self-adaptive Ethernet port
Exit Button	1
Alarm Input	1
Alarm Output	1
Alarm Linkage	Yes
Lock Control	1
Door Status Detection	1

Alarm

Anti-pass Back	Yes
Tamper Alarm	Yes
Duress Alarm	Yes
Door Sensor Timeout	Yes
Intrusion	Yes
Illegal Card Exceeding Threshold	Yes

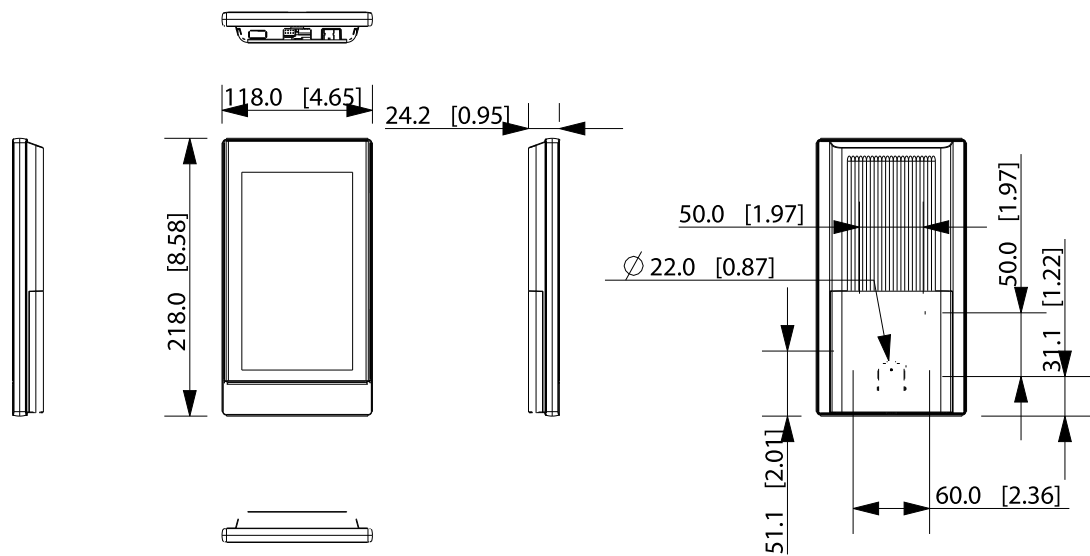
General

Power Adapter	Included
Power Supply	12 VDC, 2 A







Power Consumption	≤24 W
Protection	IP65
Product Dimensions	218mm*118mm*24.2mm (8.58"*4.65"*0.95") (H*W*D)
Packaging Dimensions	390mm*320mm*360mm (15.35"*12.60"*14.17") (H*W*D) Protection Box
Operating Temperature	-20 °C to +55 °C (-4 °F to +131 °F)
Operating Humidity	0%–90% (RH), non-condensing
Operating Altitude	0 m–1,300 m (0 ft–4,265.09 ft)
Operating Environment	Indoor
Gross Weight	0.67 kg (1.48 lb)
Accessory	Included: Wall mount bracket
Installation	Turnstile Mount; wall; floor bracket mount

Dimensional Drawing



Applications




- 
Education
- 
Retail
- 
Government
- 
Health
- 
Bank
- 
Logistics
- 
Office
- 
Factory

Head Office : D-162, Okhla Industrial Area Phase I, New Delhi, 110020.

Regional Office : Mumbai, Bengaluru, Ahmedabad, Chennai, Kolkata.

International Office : Dubai

Disclaimer : All pictures shown are for illustration purposes only. The actual product and color may vary due to product enhancement. The brief specification is mentioned and may change without prior notice. Please consult us before placing any order.

- 
Phone : +91-95999-53923
- 
Sales : sales@timewatchindia.com
- 
Support : helpdesk@timewatchindia.com