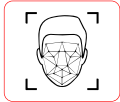


Verification



Face



Password




Card



QR

Features



AI Based



Mask Detection



Live Detection



Cloud



Touch Screen




WDR



IP65 Rating



MultiFace



TrueFace Recognition Device

TrueFace6000

- 4.3 inch glass touch screen with a resolution of 272 x 480.
- 2-MP wide-angle dual-lens camera with IR illumination and DWDR.
- Multiple unlock methods including Face, Card and Password.
- Supports 10,000 Users, 10,000 Faces, 10,000 Passwords, 10,000 Cards, 10,000 QR's, 50 Administrators, and 3,00,000 Records.
- Recognizes faces 0.3 m to 1.5 m away (0.98 ft-4.92 ft); face recognition accuracy rate of 99.9% and the 1:N comparison time is 0.2 s per person.
- Supports improved security and to protect against the device being forcefully opened, security module expansion is supported.
- Features face mask detection and safety helmet detection.
- Manages attendance and exports attendance records.
- Supports visitor QR code.
- TCP/IP connection.
- IP65 rated.





Specification

Capacity	
User Capacity	10,000
Face Capacity	10,000
Card Capacity	10,000
Password Capacity	10,000
QR Capacity	10,000
Log Capacity	3,00,000
System	
Main Processor	Embedded Processor
Operating System	Linux
Button Type	Touch button
Network Protocol	UDP; TCP; IPv4; RTSP; SIP; P2P; RTP
OSDP Protocol	Yes
Interoperability	ONVIF;CGI
SDK and API	Yes
Basic	
Product Type	Standalone
Display Screen	4.3" LCD
Screen Type	Capacitive Touchscreen
Screen Resolution	272 (H) × 480 (V)
Camera	2-MP CMOS HD dual-lens camera
WDR	DWDR
Light Compensation	Auto IR
Voice Prompt	Yes
Buzzer	Yes
Casing	PC + ABS
Function	
Unlock Mode	Face, Card, Password and QR
Card Type	MIFARE Card / Proximity Card
Period List	128 periods
Holiday Period	128 periods
Network Update	Yes
First User Unlock	Yes
Remote Verification	Yes
Restricted List/Trusted List	Yes



Peripheral Card Reader	1 × RS-485 card reader; 1 × Wiegand card reader
Multi-user Authentication	Yes
Real-time Monitoring	Yes
Capture Function	Yes
Web Configuration	Yes
Auto Registration	Yes

Performance

Card Reading Distance	0 cm–3 cm (0"–1.18")
Face Recognition Height Range	1.1 m– 2.0 m (3.61 ft–6.56 ft)
Face Recognition Distance	0.3 m–1.5 m (0.98 ft–4.92 ft)
Face Recognition Accuracy	99.9%
Face Recognition Time	0.2 s
Read Speed (QR Code)	500 ms

Port

RS-485	1
Wiegand	1
USB	1 × USB 2.0
Network Port	1 × RJ-45 10/100 Mbps self-adaptive Ethernet port
Exit Button	1
Alarm Input	1
Alarm Output	1
Alarm Linkage	Yes
Lock Control	1
Door Status Detection	1

Alarm

Anti-pass Back	Yes
Tamper Alarm	Yes
Duress Alarm	Yes
Door Sensor Timeout	Yes
Intrusion	Yes
Illegal Card Exceeding Threshold	Yes

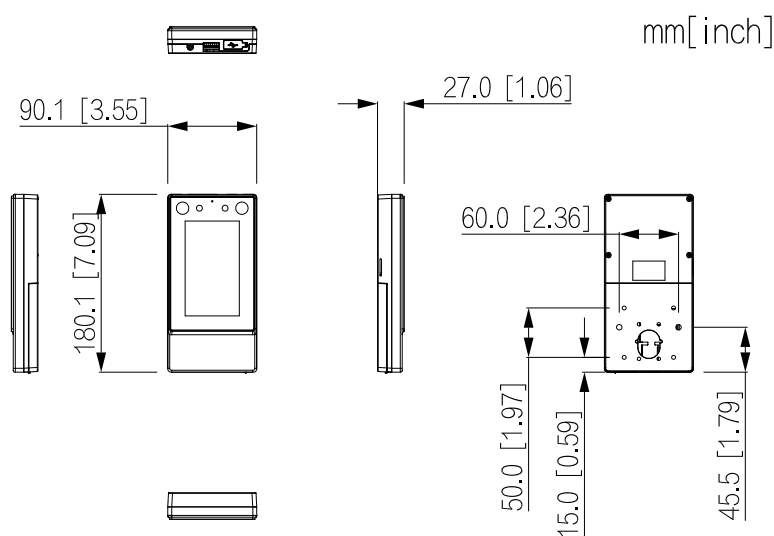
General

Power Adapter	Standard
Power Supply	12 VDC, 1.5 A
Power Consumption	≤18 W



Protection	IP65
Product Dimensions	180.1mm*90.1mm*27.0mm (7.09"*3.55"*1.06") (L*W*H)
Packaging Dimensions	590mm*432mm*302mm (23.23"*17.01"*11.89") (L*W*H) Protection Box
Operating Temperature	−30 °C to +60 °C (−22 °F to +140 °F)
Operating Humidity	0%–90% (RH), non-condensing
Operating Altitude	0 m–1,300 m (0 ft–4265.09 ft)
Operating Environment	Outdoor, Indoor
Gross Weight	0.70 kg (1.54 lb)
Accessory	Wall mount bracket (included)

Dimensional Drawing



Applications



Education



Retail



Government



Health



Bank



Logistics



Office



Factory



Head Office : D-162, Okhla Industrial Area Phase I,
New Delhi, 110020.



Regional Office : Mumbai, Bengaluru, Ahmedabad,
Chennai, Kolkata.

International Office : Dubai



Phone : +91-95999-53923



Sales : sales@timewatchindia.com



Support : helpdesk@timewatchindia.com

Disclaimer : All pictures shown are for illustration purposes only. The actual product and color may vary due to product enhancement. The brief specification is mentioned and may change without prior notice. Please consult us before placing any order.