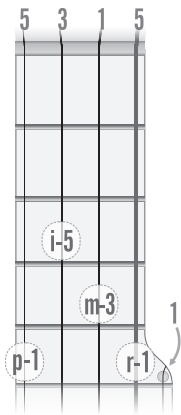


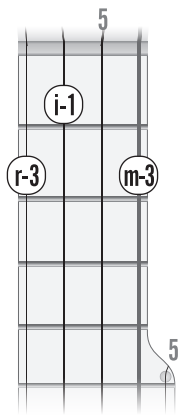
# Left-Handed Banjo Illustrations from The Songbook and ToneWay Music Method

## Five Basic Banjo Chords

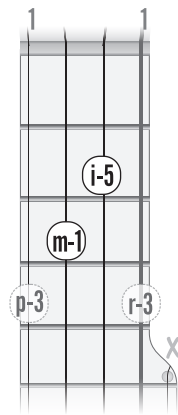
Legend: i = index finger, m = middle, r = ring, p = pinky.



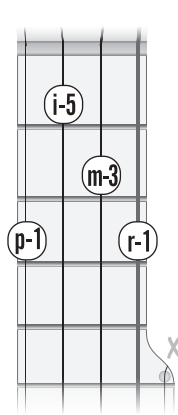
**G chord**  
(open & closed versions)



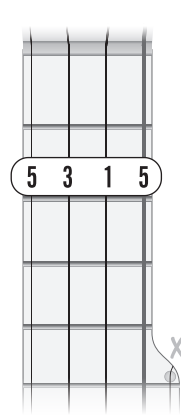
**C chord**



**D chord**  
(use 5th-string capo or 'railroad spike'  
on the 7th fret if you're in the key of D)



**F chord**



**A chord**

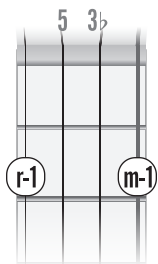
**How to read  
the charts:**

finger  
to use

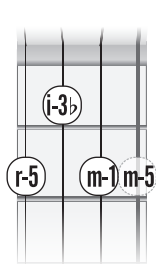
tone in  
chord

dotted = optional


## A Few Minor Chords



**Em chord**

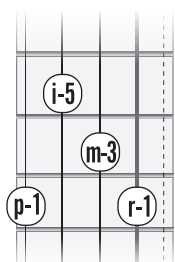


**Am chord**

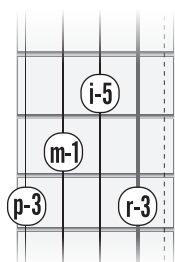


**Dm chord**

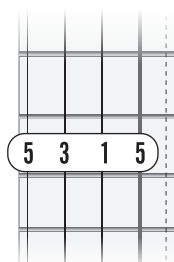
## Closed Banjo Chords



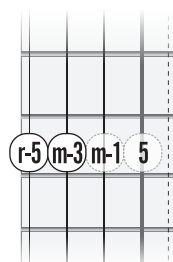
"X" position



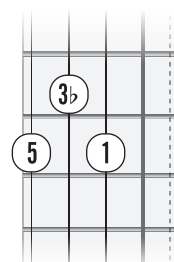
"Y" position



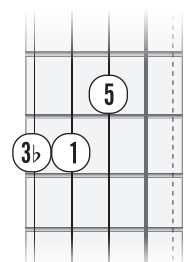
"Bar" pos.



"Bar" pos.

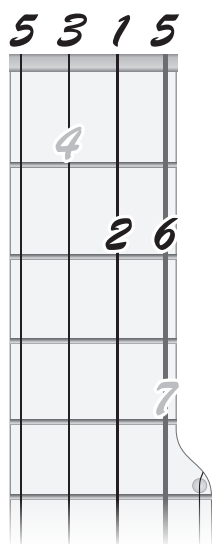


"Bar minor" pos.

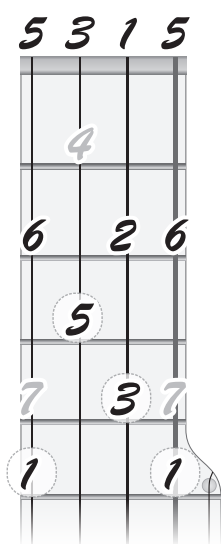


"Y minor" pos.

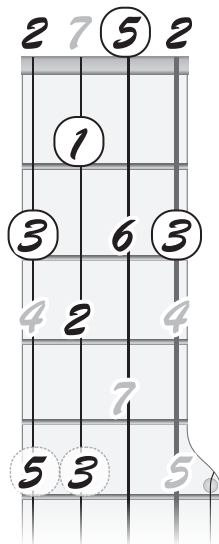
# Left-Handed Banjo Illustrations, Page 2



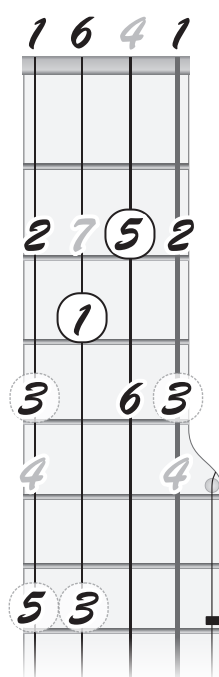
Key of **G**



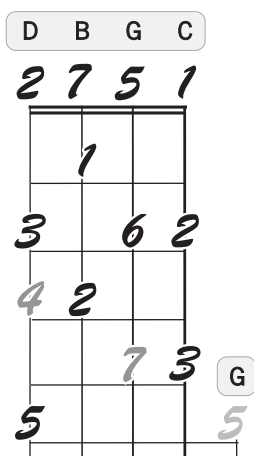
Key of **G**



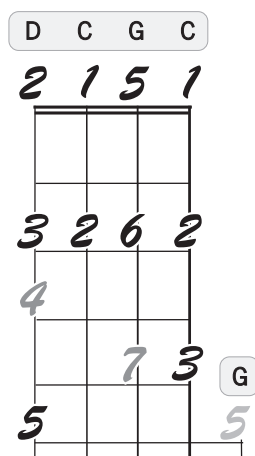
Key of **C**



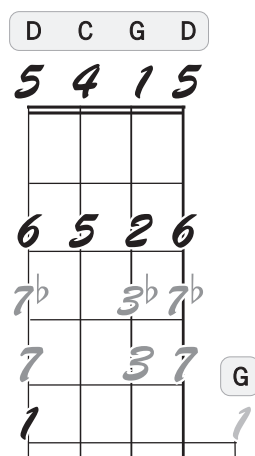
Key of **D**



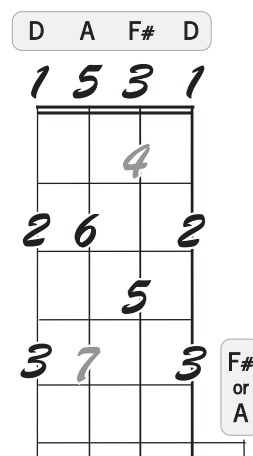
'Drop C' tuning



'Double C' tuning



'G modal' tuning



'Open D' tuning