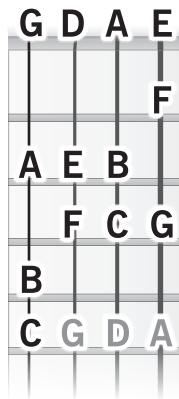


# Left-Handed Bass Illustrations from The Songbook and ToneWay Music Method

## Step 1: Find home.

Locate the **1** tone of the key you want to play in. This first chart shows where these notes are on the finger-board.



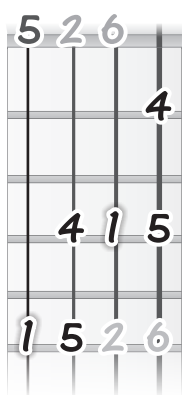
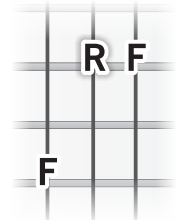
## Step 2: Find the root tone locations of the chords you need.

Fig. 2 shows the pattern which applies to every key. I.e., the **5** chord is always to the right of the **1** chord (on the same fret), the **4** chord is always to the left, etc.

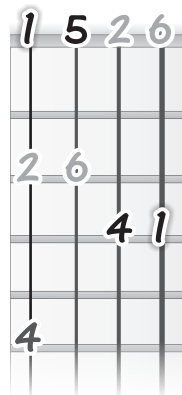


## Step 3: Play the chords.

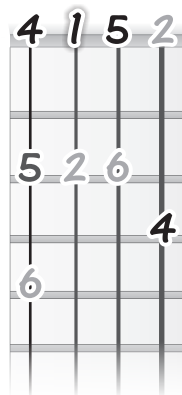
Once you've found your Root tone, you can always find a Fifth to go with it nearby; this chart shows where.



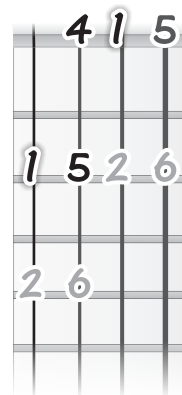
Key of C



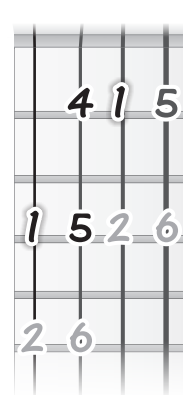
Key of G



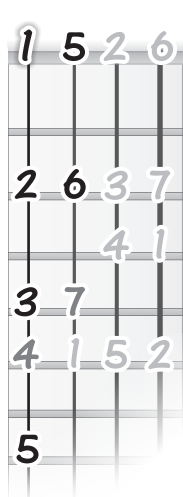
Key of D



Key of A



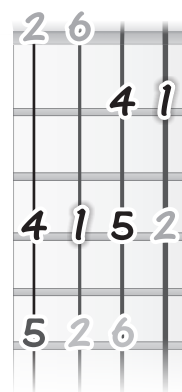
Key of Bb



'G Melody Pattern'



Key of E



Key of F



Key of B