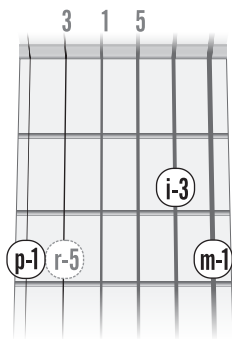
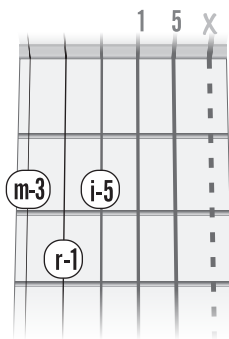


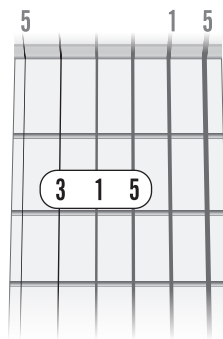
# Left-Handed Guitar Illustrations from The Songbook and ToneWay Music Method



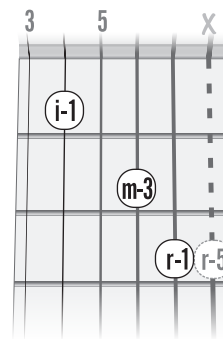
**G chord**  
(ring finger is optional)



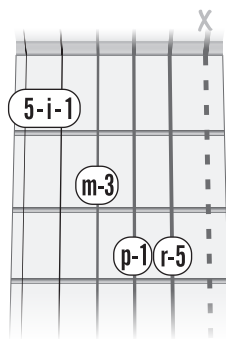
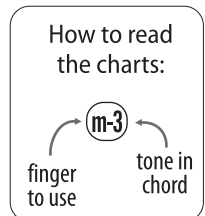
**D chord**  
(don't play the thick string)



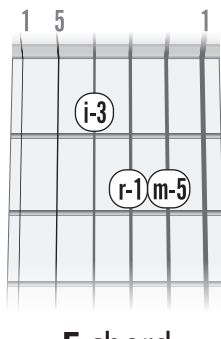
**A chord**  
(use whichever fingers are most comfortable to you)



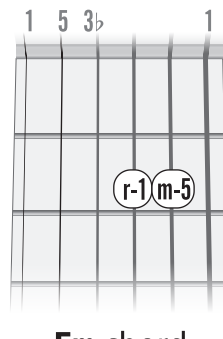
**C chord**  
(don't play the thick string... for now...)



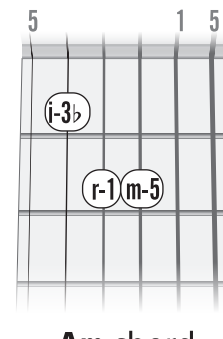
**F chord**



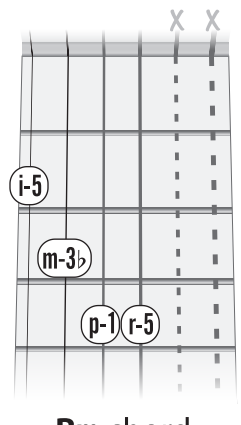
**E chord**



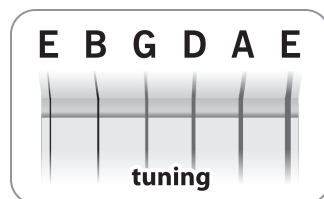
**Em chord**



**Am chord**



**Bm chord**



# Left-Handed Guitar Illustrations, Page 2

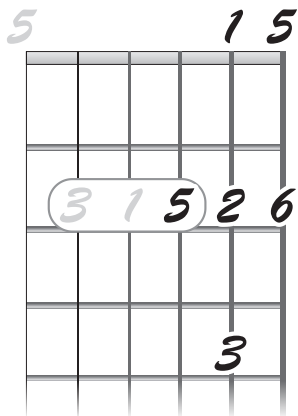
## "Penciling In"

The Seven Tones

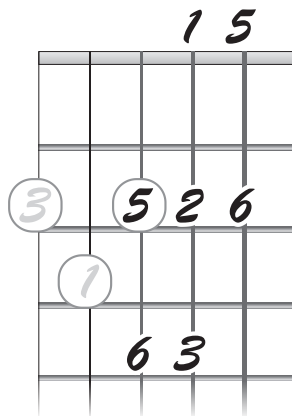


Key of **G**  
(G chord highlighted)

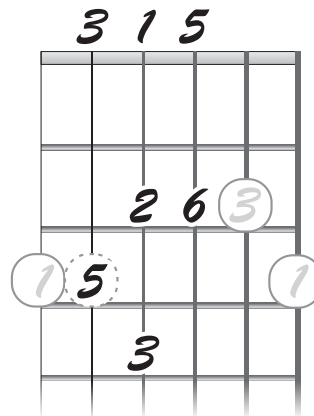
## Basic 5-to-5 Picking Patterns



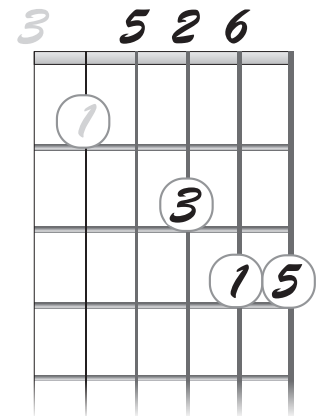
Key of **A**



Key of **D**



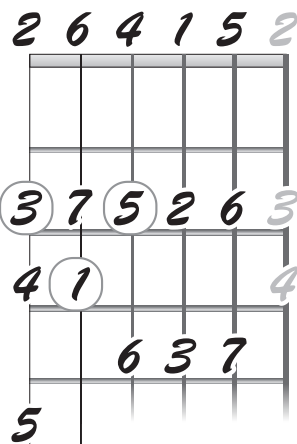
Key of **G**



Key of **C**

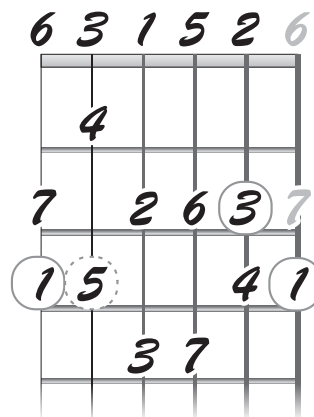
## Advanced Guitar Picking Patterns

Key of **D**



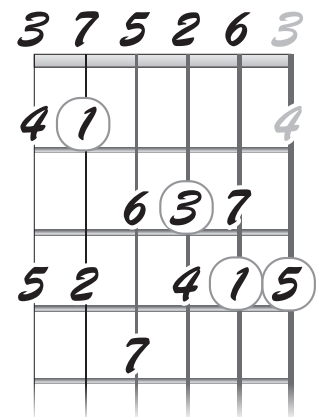
Tone Ranges:  
**5-5-5** and **1-1**

Key of **G**



Tone Ranges:  
**1-1-1** and **5-5**

Key of **C**



Tone Ranges:  
**5-5-5** and **1-1**