

Purge Economiser - Reduces purge loss and energy according to load requirements.

Accepts dewpoint meter signal to cycle on dewpoint temperature instead of time.

- Designed For - ISO:7183-1986 (E)
- Dryer Quality Class - ISO : 8573-1 : 2010 (E) class 3 (-40 ADP)
- Pressure Drop < 0.3 kg/cm² (g)
- Fabrication Code: IS 2825 / ASME SEC VIII - Optional
- LCD Display
- Stainless Steel Internals
- Filter made of aluminium with differential pressure indicator
- Operating voltage : 100 - 253 VAC 50+5% Hz 1 Ph.



Compressed Air Dryers (Heatless)

DP V2 Series

Selection Example

Requirement :
 Flow Volume : 480 cfm
 Working Pressure : 10 Kg / cm²
 Inlet air Temperature : 50°C
 Referring the Graphs : Factor (T) = 0.74
 Factor (P) = 1.4

Dryer capacity required :

$$\frac{\text{Flow volume}}{\text{Factor (T) x Factor (P)}} = \frac{480}{0.74 \times 1.4} = 463 \text{ cfm}$$

Choose the nearest higher model i.e, Model DP-960V2

Model	Item Code	Inlet Flow cfm	End Connection	Dimensions (mm)			Weight Kg
				Height	Width	Depth	
DP-768V2	PD328	450	2" NB	1750	1320	850	850
DP-960V2	PD329	565	2" NB	1730	1430	850	950
DP-1440V2	PD330	850	3" NB	1865	1930	1000	1265
DP-1920V2	PD331	1130	3" NB	1990	1930	1000	1575

- For any other capacity contact factory.
- Specifications are subject to change without notification.

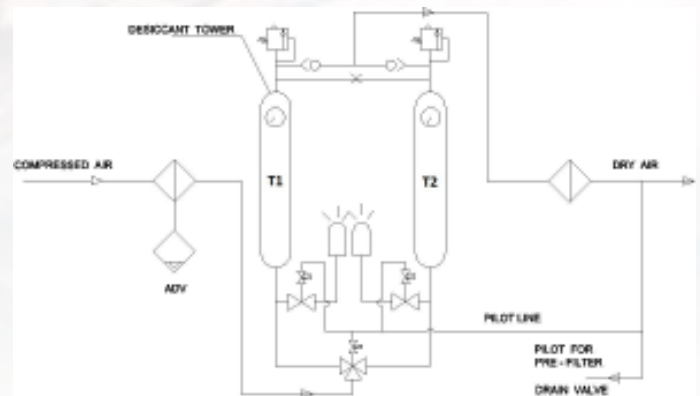
Specification

Maximum Operating Pressure : 12.5 kg/cm² (g)
 Air Inlet Temperature : 45 °C
 Operating pressure : 7 kg/cm² (g)
 Pre - Filter Rating : 5 Micron
 After - Filter Rating : 1 Micron
 Cycle Time : 10 Minutes
 Purge Loss : 12 ± 1%
 Outlet Conditions : -40°C ADP

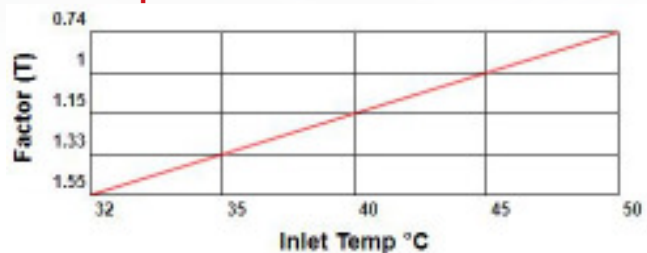
Principle of Operation

Drying Cycle : Moist air from the compressor is sent through the coalescing filter. Here water & oil coalesces and purges through the auto drain valve. The relatively clean air with water vapour passing through the aluminum drying tower filled with desiccant gets completely dried (up to -40°C ADP) and then passes through a built in after filter (1 micron). The desiccant fines from the towers are completely removed and clean dry air is let out through the outlet port for use.

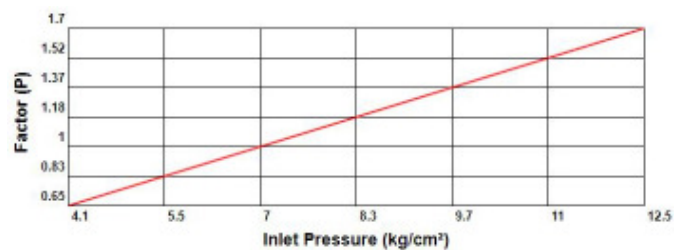
Regeneration Cycle : During the regeneration cycle, the sudden depressurisation brings out water molecule strapped in the Desiccant pores to the surface of the beads. A small portion of dry compressed air from the drying tower then passes over the desiccant through the regeneration orifice built in the Top Block. This results in complete regeneration of the Desiccant.



Inlet Temperature Correction Factor



Inlet Pressure Correction Factor



Our Other Range of Products

- Timer based Auto Drain Valve
- Level Sensing Auto Drain Valve
- Desiccant Dryer (Heated)
- Refrigeration Dryers
- Water Separator
- Submicron Filter



Trident Pneumatics Pvt Ltd

5/232, K.N.G. Pudur Road, Coimbatore - 641 108, India. Ph : +91-422-2400492, 2401373 Fax : +91-422-2401376

e-mail : sales@tridentpneumatics.com Website : www.tridentpneumatics.com



Sales & Service Outlets

Ahmedabad
96244 36308

Bangalore
99646 23007

Chennai
97894 80564

Delhi
73977 19565

Hyderabad
98854 45321

Kolkatta
98743 03590

Mumbai & Pune
98673 67726