

100% Oil-Free Air Compressors



People.
Passion.
Performance.



Product Features

100% Oil-Free Air



- Chicago Pneumatic oil-free compression chambers ensure your demand of 100% oil-free compressed air is met to the fullest

- Our oil-free cylinders with PTFE rings and extra long distance guarantees oil-free air for your critical process

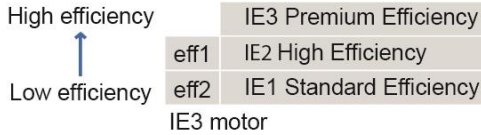
- The machine is packaged & tested as per BS 1571 Part II

IE3 Motor




Now the machine is available with IE3 Premium efficiency motor as standard.

- Saves power
- Less carbon footprint
- Reduced power consumption
- Lower electrical costs



ICONS



Always be connected with ICONS that helps to optimize your compressed air consumption and saves on cost / energy. It offers complete insight of your compressed air

network through secured network. It also protects your equipment by anticipating potential problems and warning you upfront.

Gas Compressor



With over 140 years of experience, Chicago Pneumatic is one of the world's leading companies in air/gas compression. Our complete range of solutions is characterized by outstanding product and component quality. We can handle a wide variety of gases and gas mixtures and can tailor our compressors to specific requirements of processes. If you are looking for a manufacturer to meet all your gas compression needs, look no further.

HX Series - Vertical and Horizontal BOP

Model	FAD in CFM	Working Pressure Kg/cm2	FAD in CFM	Working Pressure Kg/cm2	Motor Rating (HP)	Dimensions (MM) Approx L X W X H	Weight (KG) Approx
Models For Low Pressure							
HX1T 25 LP	162	4	184	2.5	25	2540 X 1005 X 2000	1490
HX1T 30 LP	180	4	234	2.5	30	2540 X 1005 X 2000	1490
HX2T 50 LP	332	4	421	2.5	50	3050 X 1880 X 2220	3300
HX2T 75 LP / LPS	494	4	626	2.5	75	3050 X 1880 X 2220	3300
HX2T 100 LP	660	4	781	2.5	100	3050 X 1880 X 2200	3300
Models For Medium Pressure							
HX1T 15 NP	42	10	60	7	15	2540 X 1005 X 2000	1290
HX1T 20 NP	70	9	86	7	20	2540 X 1005 X 2000	1290
HX1T 25 N2P/N2PS	95	9	114	7	25	2540 X 1005 X 2000	1490
HX1T 30 NP	112	9	136	7	30	2540 X 1005 X 2000	1490
Models For High Pressure							
HX2T 75 HP	278	15	298	12	75	2755 X 1765 X 2040	2900
HX2T 100 HP	400	15	417	12	100	2755 X 1875 X 2125	2900

HN Series - Horizontal BOP

Model	FAD in CFM	Working Pressure Kg/cm2	FAD in CFM	Working Pressure Kg/cm2	Motor Rating (HP)	Dimensions (MM) Approx L X W X H	Weight (KG) Approx
Models For Low Pressure							
HN2T 120 LP	770	4	1065	2.5	120	3610 X 2300 X 2779	5000
HN2T 150 LP	1022	4	1309	2.5	150	3610 X 2300 X 2779	5000
HN2T 180 LP	1272	4	1644	2.5	180	4000 X 2294 X 2816	6000
HN2T 215 LP	1429	4	1610	3	215	4000 X 2294 X 2816	6000
Models For Medium Pressure							
HN2T 120 NP	576	10	644	7	120	3705 X 2165 X 2545	5200
HN2T 150 NP	682	10	817	7	150	3705 X 2165 X 2545	5300
HN2T 180 NP	819	10	922	7	180	3705 X 2165 X 2545	5300
HN2T 215 NP	955	10	1182	7	215	3770 X 2455 X 2950	7200
Models For High Pressure							
HN2T 150 HP	517	15	609	12	150	3705 X 2165 X 2545	5200

Note : 1. All packaged versions include compressor, motor, after cooler, control panel suitably mounted on a deck. Air Dryer & Receiver are optional supplies.
2. Self-contained packaged versions include in addition to the above a close circuit water cooling system, thus eliminating the need for external water supply.

3. FAD (*) and Power Tolerance as per BS - 1571 latest edition.
4. The above performances are given at sea level.
5. HX1T - Vertical models are with ES 3000 controller.
6. HX2T - Horizontal models are with ES 4000 controller.

* HN Series Four Throw Variant also available for higher capacities. * VSD Version also available as an option.

PET Series High Pressure Range

Chicago Pneumatic High Pressure Air Compressed systems are specifically designed to suit applications requiring OIL-FREE COMPRESSED AIR delivering capacities from 55 CFM to 960 CFM at discharge pressure range of 25 bar to 42 bar.

Model	Max working pressure		Capacity*			Installed motor power	
	BAR	PSI	L/S	M3/MIN	CFM	KW	HP
30P03-25	24 ~ 32	348 ~ 464	26	1.56	55	18	25
30P05-40	24 ~ 32	348 ~ 464	54	3.32	114	30	40
40P05-50	35 ~ 42	508 - 609	54	3.23	114	37	50
40P10-60	35 ~ 42	508 - 609	73	4.39	155	45	60
40P10-75	35 ~ 42	508 - 609	93	5.55	196	55	75
40P19-120	35 ~ 42	508 - 609	142	8.49	300	90	120
40P20-180	35 ~ 42	508 - 609	192	11.52	407	132	180
40P22-215	35 ~ 42	508 - 609	242	14.50	512	160	215
40P27-270	35 ~ 42	508 - 609	340	20.39	720	200	270
40P37-335	35 ~ 42	508 - 609	453	27.18	960	250	335

(*) FAD and Power Tolerance as per BS -1571 latest edition * The above performances are given at sea level.

PX Series Fixed Speed Range

Technical Specifications

PX Series#	Max Working Pressure		Capacity*			Installed Motor Power		LBH
	BAR (E)	PSIG	L/S	M3/MIN	CFM	KW	HP	
PX 30	7	102	75	4.47	158	22	30	
	10	145	58	3.45	122	22	30	
PX 40	7	102	105	6.31	223	30	40	3070 x 1810 x 2055
	10	145	89	5.35	189	30	40	
PX 50	7	102	129	7.73	273	37	50	
	10	145	101	6.06	214	37	50	
PX 60	7	102	157	9.40	332	45	60	
	10	145	134	8.01	283	45	60	
PX 75	7	102	194	11.67	412	55	75	3070 x 2070 x 2055
	10	145	153	9.17	324	55	75	
PX 100	7	102	247	14.84	524	75	100	
	10	145	223	13.37	472	75	100	

PXi Series Variable Speed Range

PX Series#	Max Working Pressure		Capacity*			Installed Motor Power		LBH
	BAR (E)	PSIG	L/S	M3/MIN	CFM	KW	HP	
PXi 50	7	101.5	94.9	5.7	201	37	50	
	8.5	123.3	93.4	5.6	198	37	50	
	10	145.0	90.0	5.4	190	37	50	
PXi 75	7	101.5	145.8	8.7	309	55	75	
	8.5	123.3	143.5	8.6	304	55	75	
	10	145.0	138.2	8.3	293	55	75	
PXi 120	7	102	220	13.2	467	90	120	3070 x 1810 x 2055
	8.5	124	217	13	460	90	120	
	10	145	210	12.6	446	90	120	

PX Series Weight Chart (Kgs Approx)

Compressor variant	30 HP to 60 HP	75 HP to 100 HP
PX W	2700	3300
PX W E	4000	4100
PX A E	4000	4100

Version Available

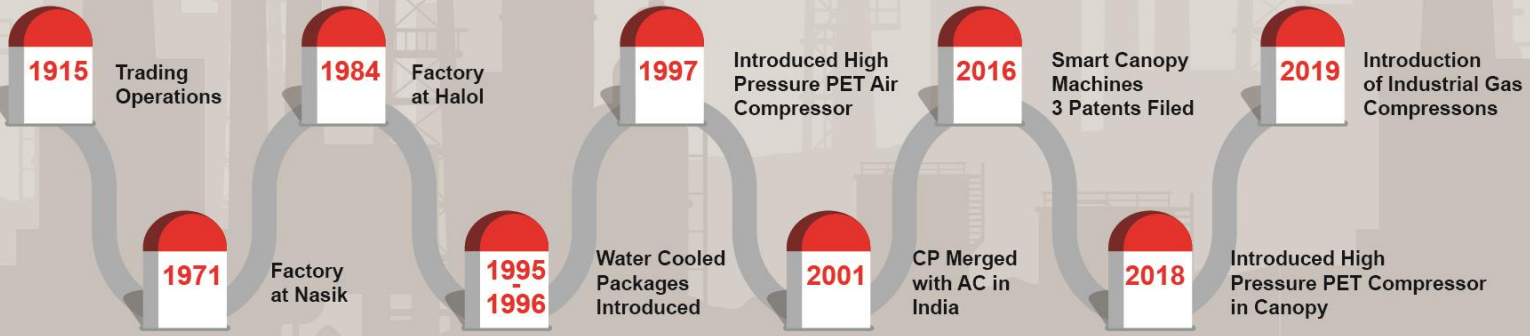
- PX - W/A E (Water Cooled/Air Cooled with Canopy)
- W (Water Cooled Without Canopy)
- PXi - W/A E (Water Cooled/Air Cooled with Canopy)
- W (Water Cooled Without Canopy)



*Reference conditions according to BS 1571 Part II
*Capacity measurement at the outlet of Package.
Air Dryer & Receiver are optional.

Chicago Pneumatic

100+ years of Industrial Excellence in India



Integrated Compressed Air Solutions

- TRUE AIR COOLED
- 100% OIL-FREE
- LESS NOISY
- LESS WIRING
- LESS PIPING
- FOUNDATION FREE
- ENERGY SAVING

Service Integrity

Quality products ably supported by quality service!



At Chicago Pneumatic, it is our constant endeavour to provide you with the best equipment and service solutions. Our compressors are supported by a network of trained service professionals and easy availability of spare parts. We are available for any technical consultation to optimize the performance of your equipment and reliable operation. With a wide network spread across the country, we are never too far away to help you solve your problems, anytime, anywhere.

We value your feedback and continuously endeavour to improve our products and services.

Original parts. Quality assurance.

Regional Customer Centers

Thane (W) (Maharashtra) | Gurgaon (Haryana) | Kolkata (West Bengal)
 Secunderabad (Telangana) | Bengaluru (Karnataka)

Area Offices: Ahmedabad, Baroda, Chandigarh, Chennai, Pune
Resident offices: Coimbatore, Erode, Kochi, Jaipur, Raipur, Vizag



Chicago Pneumatic Compressors
 Sveanagar, Mumbai-Pune Highway, Dapodi,
 Pune - 411012, Maharashtra, India.



Design
 Manufacturing, Sales and
 Service of Air Compressors,
 Air Dryers and Air Filters



ISO 9001. ISO 14001
 OHSAS 18001
 Forms an integral part of each business
 process of Chicago Pneumatic Compressors

Toll Free No.: 1800 120 110040 | Email : customer.care@cp.com

© 2010, Chicago Pneumatic. All rights reserved. All mentioned, product names, company names, trademarks and service marks are the properties of their respective owners. Our products are constantly being developed and improved. We thus reserve the right to modify product specifications without prior notice.