



Gople

by

BIG - Bjarke Ingels Group

Artemide[®]

gople

Authors

BIG - Bjarke Ingels Group

BIG is a group of architects, designers and thinkers operating within the fields of architecture, urbanism, research and development with offices in Copenhagen and New York City. BIG has created a reputation for completing buildings that are as programmatically and technically innovative as they are cost and resource conscious. In our architectural production, we demonstrate a high sensitivity to the particular demands of site, context and program.

BIG's recently completed projects including the Danish Maritime Museum (2013), Superkilen (2012), the 8 House (2010) in addition to our first project the Copenhagen Harbor Bath (2003), an urban space that transformed the area of Islands Brygge from a rundown harborfront to the recreational and social center of the city.

Current projects under construction include: West 57th, a 750-unit residential building in Manhattan; the Vancouver House tower in Vancouver; the LEGO Brand House in Denmark; the Faroe Islands Education Center; the Shenzhen Energy Mansion in China; and a Wasteto-Energy plant in Copenhagen that will double as a ski slope.



Gople

BIG - Bjarke Ingels Group
2018

The basic form of the Gople lamp enhances the beauty of glass, hand-made according to an ancient Venetian technique that gradually turns white glass into crystal glass by combining both upon blowing, thus making each piece unique. Gople is realized also with more innovative finishes made with a sustainable metal vacuum deposition process.

From the point of view of environmental-friendliness, "sputtering" is the absolutely cleanest coating technology for the type of metal used and because all emissions are abated, in particular those into the atmosphere of sulphuric acid and cyanides produced by galvanic processes. Solid paint with up to 5% of solvents (compared to 75% of traditional products) is employed for the successive protective clearcoat phase. The process generates very little waste and the resulting finish is particularly resistant over time.

In both cases, glass finishing is designed to ensure the best relation with the emitted light, screening the source and maximizing direct emission through transparency. The most basic version with the traditional E27 or E14 socket is a timeless solution for its flexibility in adjusting to the development of standard source technologies.







The Murano Glass

The glass diffuser is produced according to ancient Venetian glass-blowing techniques. Each product is a unique piece. The white silk glass helps diffuse a soft glow, as light fills the pill shaped diffuser.



Savoir Faire

The Human and Responsible Light goes hand in hand with design and material savoir faire, combining next-generation technology with ancient techniques. It is a perfect expression of sustainable design.





Cristal glass with
Silver metallization



Cristal glass with
Sapphire Blue metallization



Cristal glass with
Bronze metallization



Cristal glass with
White gradient



Cristal glass with
Copper metallization

Sustainable Finishes

Silver, bronze, copper and blue finishes are made with an innovative and sustainable metal vacuum deposition process:

- 0 emissions, 0 waste
- Solid protective clearcoat
- Only 5% of solvents
(traditional systems: 75% of solvents)









Gople RWB

Gople Lamp reconciles human spaces and nature through light.

A mouth-blown glass produced according to an ancient traditional venetian technique encloses a patented RWB light technology that helps plants grow, creates scenic or ambiance effects, and provides functional white lighting.

The RWB system, patented in 2011, is a new paradigm, a different way to approach coloured light – no longer RGB (red-green-blue) for man's psychophysical wellbeing, but rather RWB (red-white-blue) for a light that is respectful of man and the environment.

Gople Lamp RWB calibrates its emissions according to the PPFD (Photosynthetic Photon Flux Density) values required in two phases where appropriate supply of light is crucial: the multiplication phase is accompanied by blue radiations with a 425-450 nm wavelength, whereas the blooming phase is supported by red radiation between 575 and 625 nm.

Gople combines direct and controlled RWB emission with white indirect diffused light that can be controlled separately.



RWB Technology

PATENT OF INVENTION

PATENT - RWB technology

PATENT - Light parcelization and thermal balance

↗ LIGHT FEEDS NATURE

Activating plants natural growth

RWB technology

Photosynthesis: $\text{CO}_2 + \text{H}_2\text{O} \rightarrow \text{light} \rightarrow \text{oxygen and food}$

↗ LIGHT FEEDS MAN

Sustaining perception and emotion
to enhance new life qualities

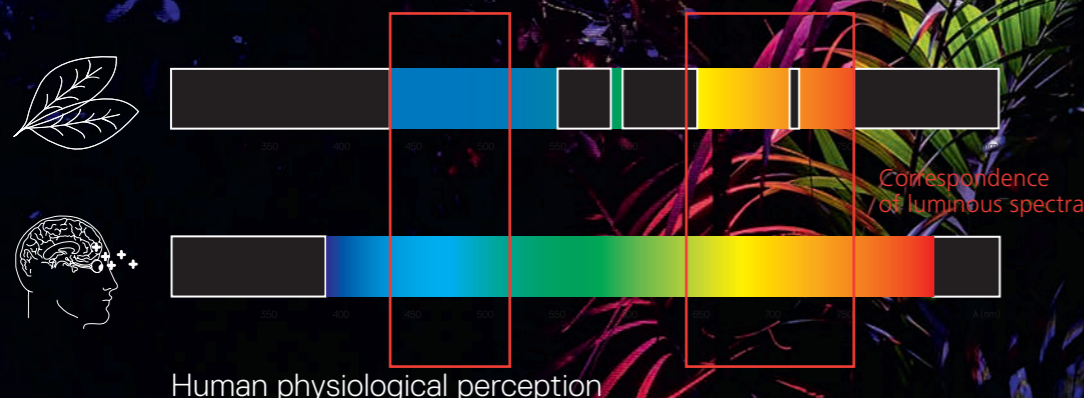
↗ LIGHT FEEDS PLANET

Generating sustainable models
and ethic consciousness

The RWB technology is a lighting system to provide light for domestic plants maintenance and human wellness. Artemide thoroughly investigates light through technological, scientific and humanistic research while creating high-tech innovation such as invention patents.

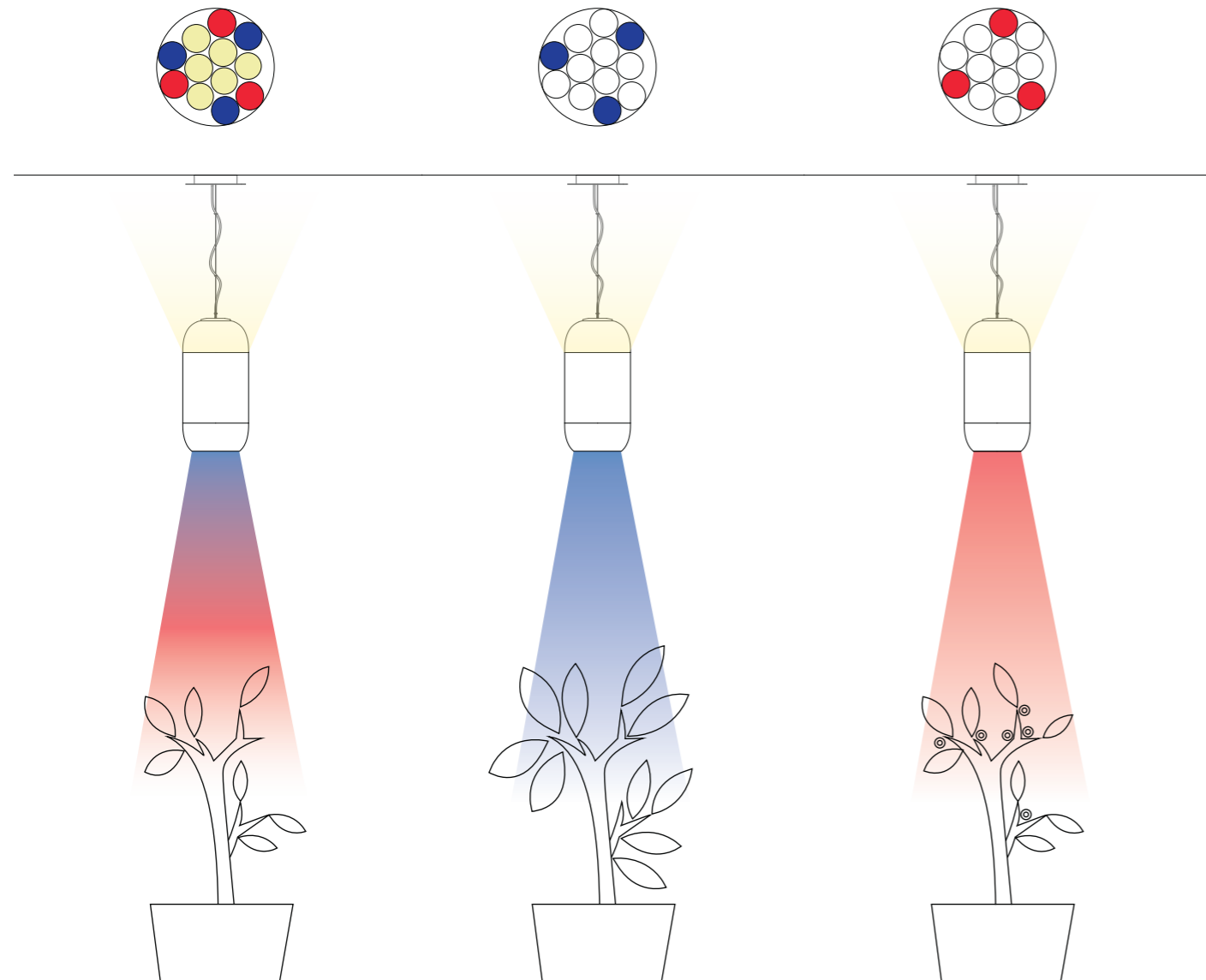
Gople RWB embodies the results of Artemide's research for the development of a Human & Responsible Light..

Vegetable light simulation



Human physiological perception

Feeding The Nature Wavelength Properties



Red + Blue + White
General growing
by chlorophyllian synthesis

Power: 21,4W
Net flux: 1171 lm

Blue
Leaves growing

Power: 6,1W
Net flux: 75 lm

Red
Flowering

Power: 5W
Net flux: 106 lm

+ 3000K White Indirect Emission
Power: 31W
Net flux: 1600 lm

+ 3000K White Indirect Emission
Power: 17W
Net flux: 540 lm

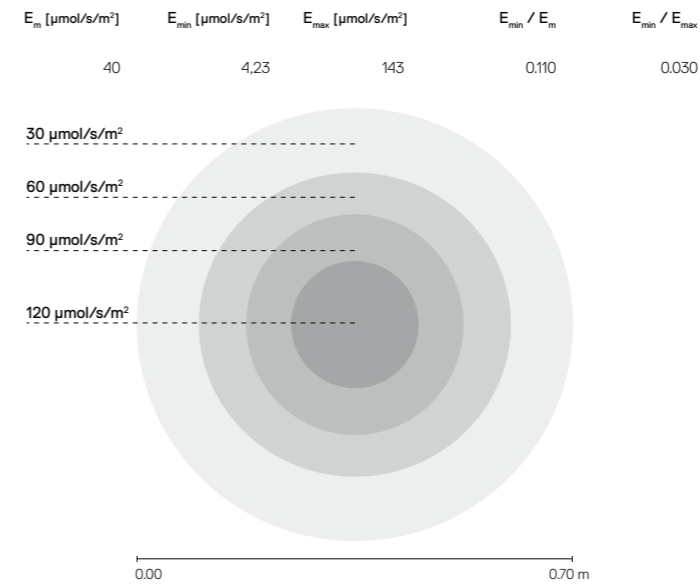
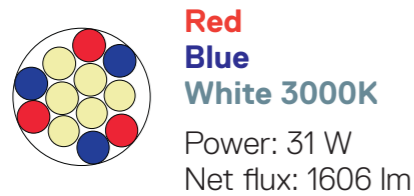
+ 3000K White Indirect Emission
Power: 15W
Net flux: 590 lm



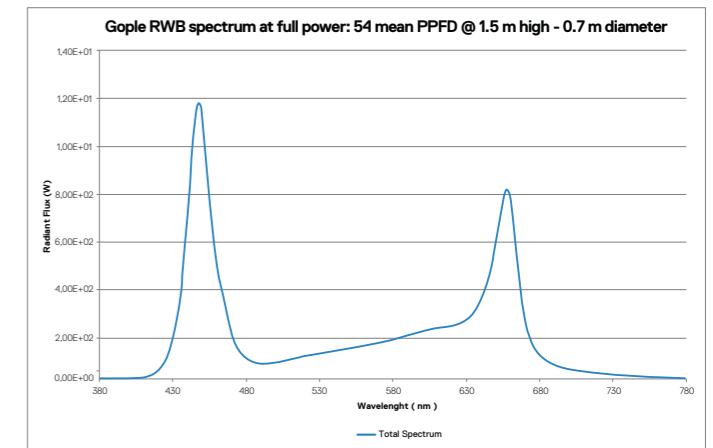
Feeding The Nature Geometrical Tips

Gople RWB is a lamp that provides light for maintenance of domestic plants already grown, not for horticulture purpose. Gople RWB has an optical engine placed inside a glass body. In order to send the maximum of the light out off the glass, the emission of the lamp is quite narrow.

For this reason, to illuminate the plants we should respect the following geometrical tips. The best way to use Gople RWB is to place the target (plant) inside a 26° cone angle, an example of this condition is shown in the picture below. At 150 cm the PPFD performance is like in the picture on the side. **Fg.a-b**



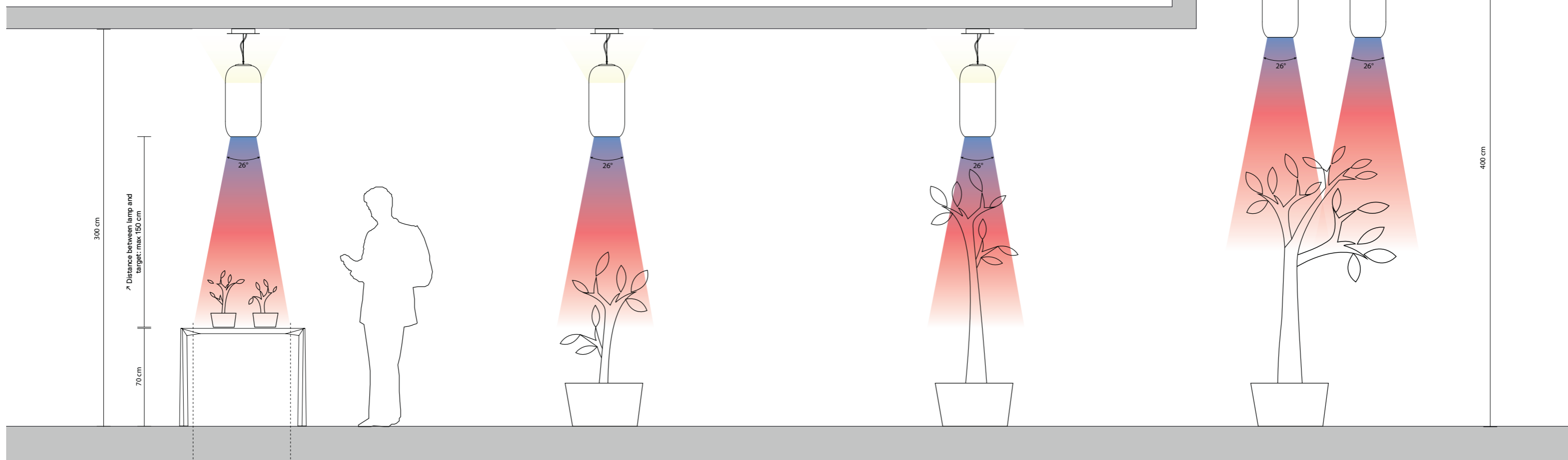
Fg.a Gople RWB- PPFD Map @1,5m



Fg.b Gople RWB spectrum

BEST GEOMETRICAL TIP

ALTERNATIVE CONFIGURATIONS



Beam Ø on the target: 70 cm

Heights can be considered greater than 150 cm: make sure that most of the foliage is inside the 26° light beam and properly illuminated

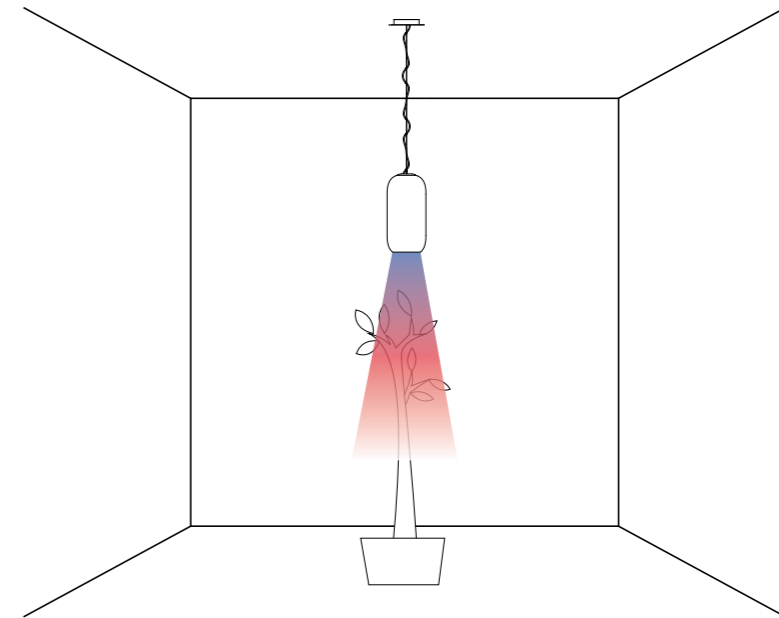
Heights can be considered greater than 150 cm: make sure that most of the foliage is inside the 26° light beam and properly illuminated

Heights can be considered greater than 150 cm: make sure that most of the foliage is inside the 26° light beam and properly illuminated

Feeding The Nature Technology Recipes

Aiming at ensuring a natural day/night light cycle for the plant, please use Gople RWB at its maximum power (100% RED – 100% WHITE – 100% BLUE) for a minimum of 12 hours per day. For example from 7 AM to 7 PM. During the summer, you can illuminate the plants for more time, following the duration of the day in your country. Lighting scenography during the night time, you can create atmosphere with few light, but remember that plants need dark too.

Lighting for plants during sun-hours and night-time




During sun-hours



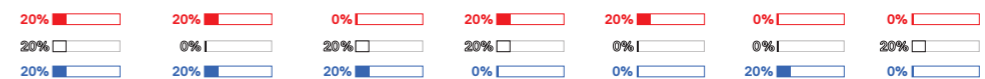
During night-time



Lighting scenography during night-time



🌙 12h

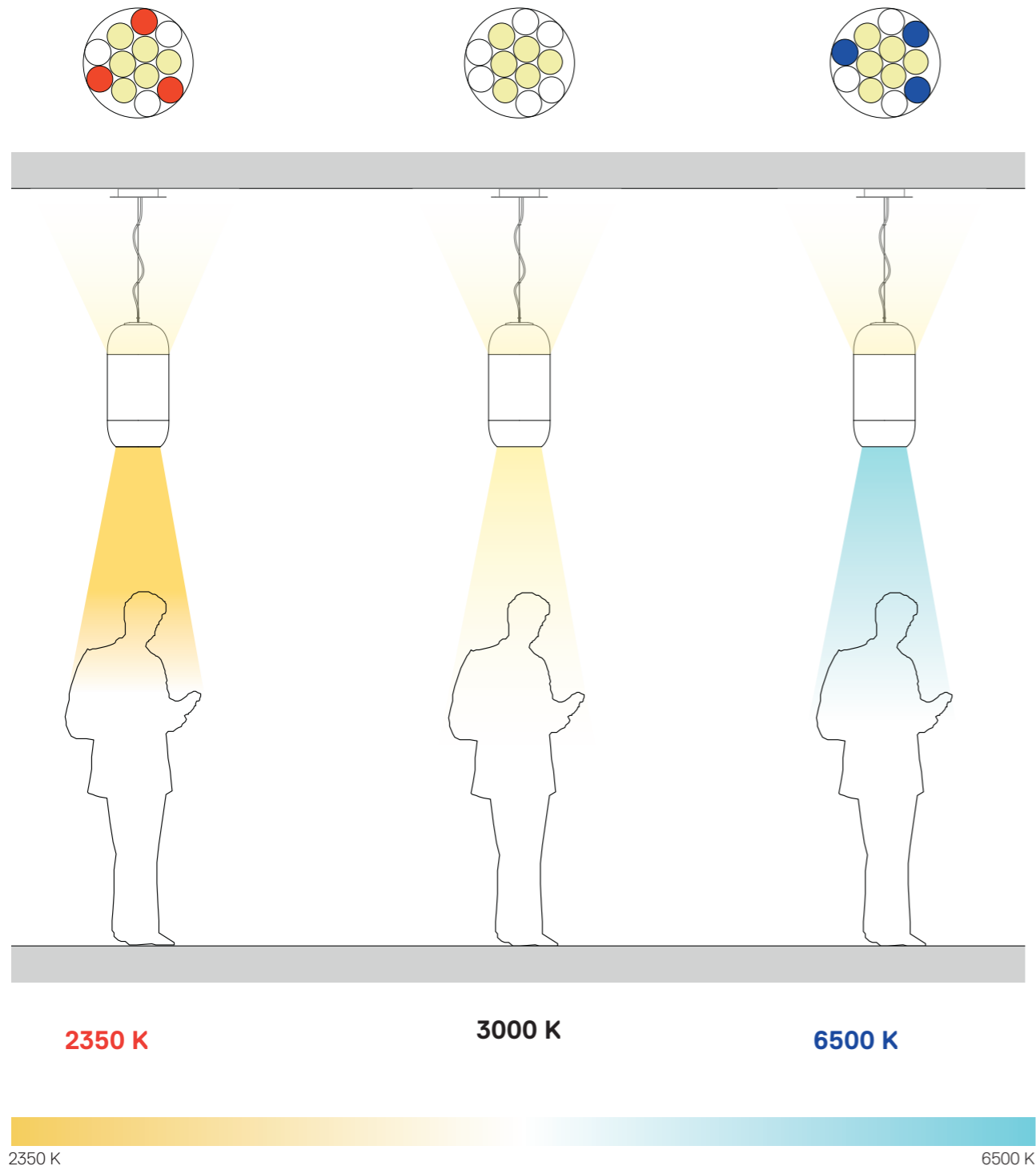


maximum intensity recommended to set a lighting scenography

The Human Light

Gople Lamp is the perfect example of Artemide's guiding philosophy of "The Human Light". It aspires to create light that is good for the wellness of man and for the environment that has a positive impact on our quality of life.

Feeding Man Wavelength properties

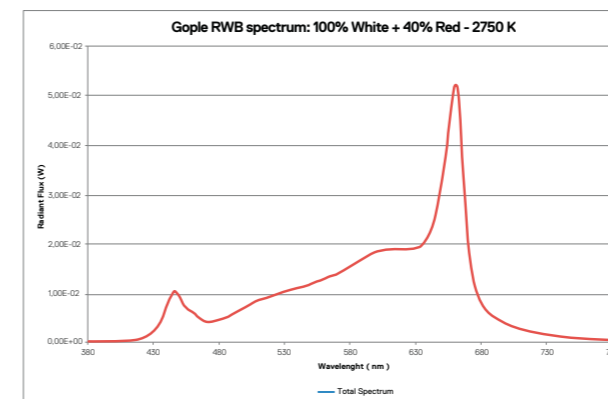


TUNABLE WHITE

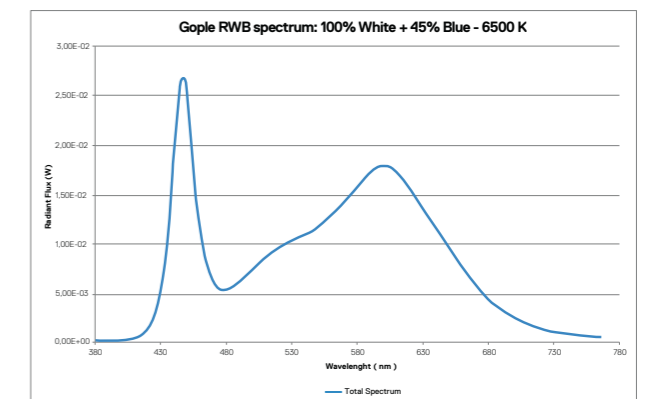


The choice of color temperature determines the automatic setting of the channels (R-W-B)

Using White as main channel and Red and Blue as additional channel, we can get from RWB Gople Lamp white light with color temperature variable from 2350 K to 6500 K.



Una Pro RWB 100% white + 40% Red spectrum

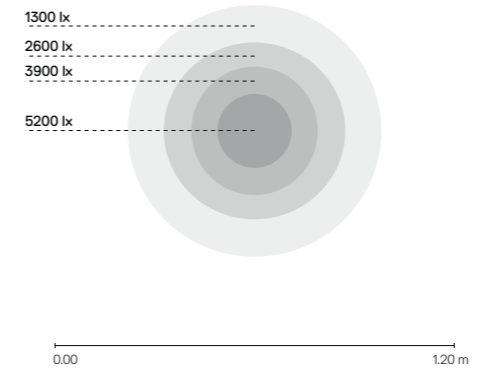


Una Pro RWB 100% white + 45% Blue spectrum

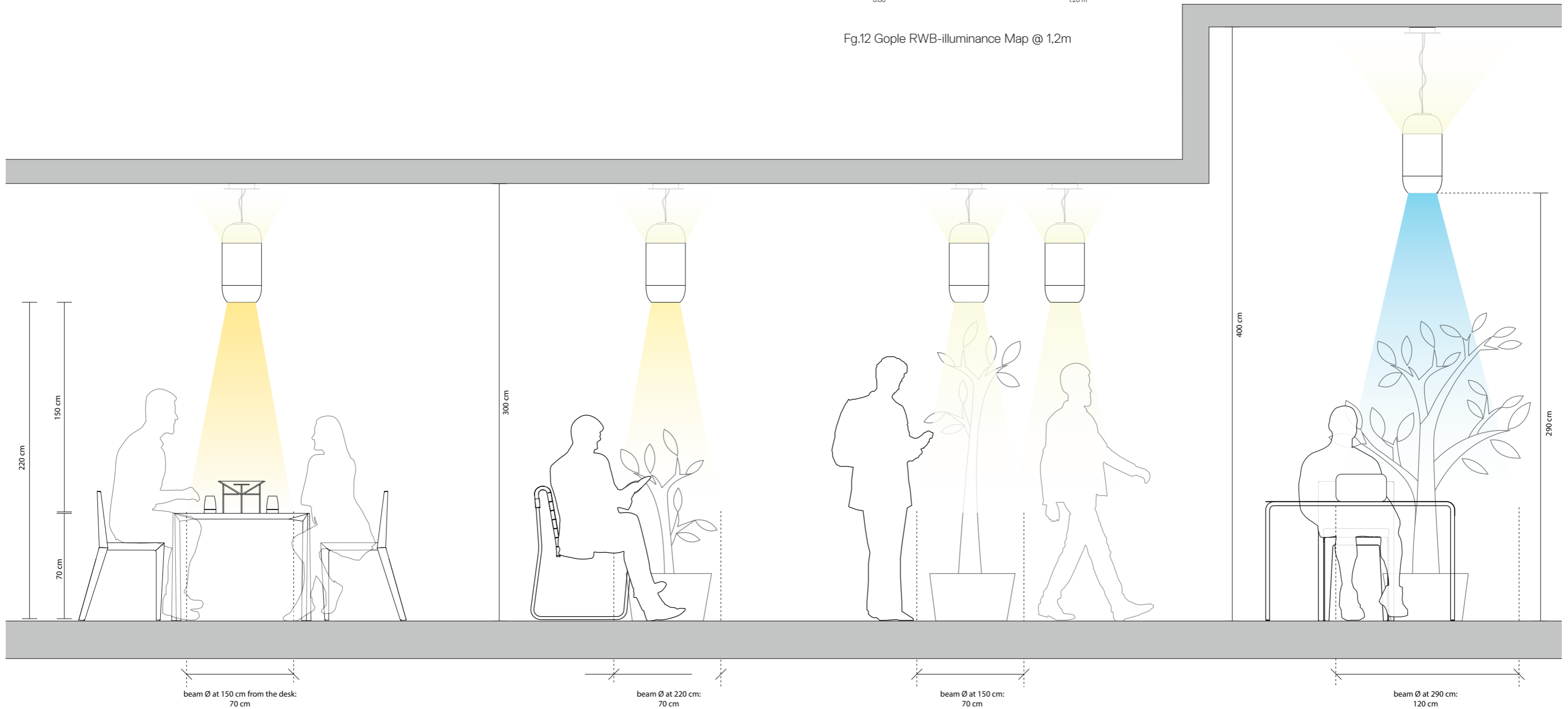
Feeding Man Geometrical tips

Gople RWB can provide the right light for human by simply adding RED and BLUE radiation the the main channel WHITE in order to create the desired color temperature.

E_m [lx]	E_{min} [lx]	E_{max} [lx]	E_{min} / E_m	E_{min} / E_{max}
683	40	6241	0.059	0.006



Fg.12 Gople RWB-illuminance Map @ 1.2m



Relax and rest ambience

Attention and concentration ambience

BIG
BJARKE
INGELS
GROUP



Gople Family

Materials:

aluminum body, blown glass diffuser

Colours:

crystal glass with white gradient / with silver metallization / with copper metallization / with bronze metallization / with sapphire blue metallization

Dimensions:

Gople diffuser: $\varnothing 210$ mm x 420mm

Gople Mini diffuser: $\varnothing 145$ mm x 300mm

Gople

Total Power: 1x20W LED dim (E27)

Gople Mini

Total Power: 1x6W LED (E14)

Gople RWB:

RWB Direct Emission

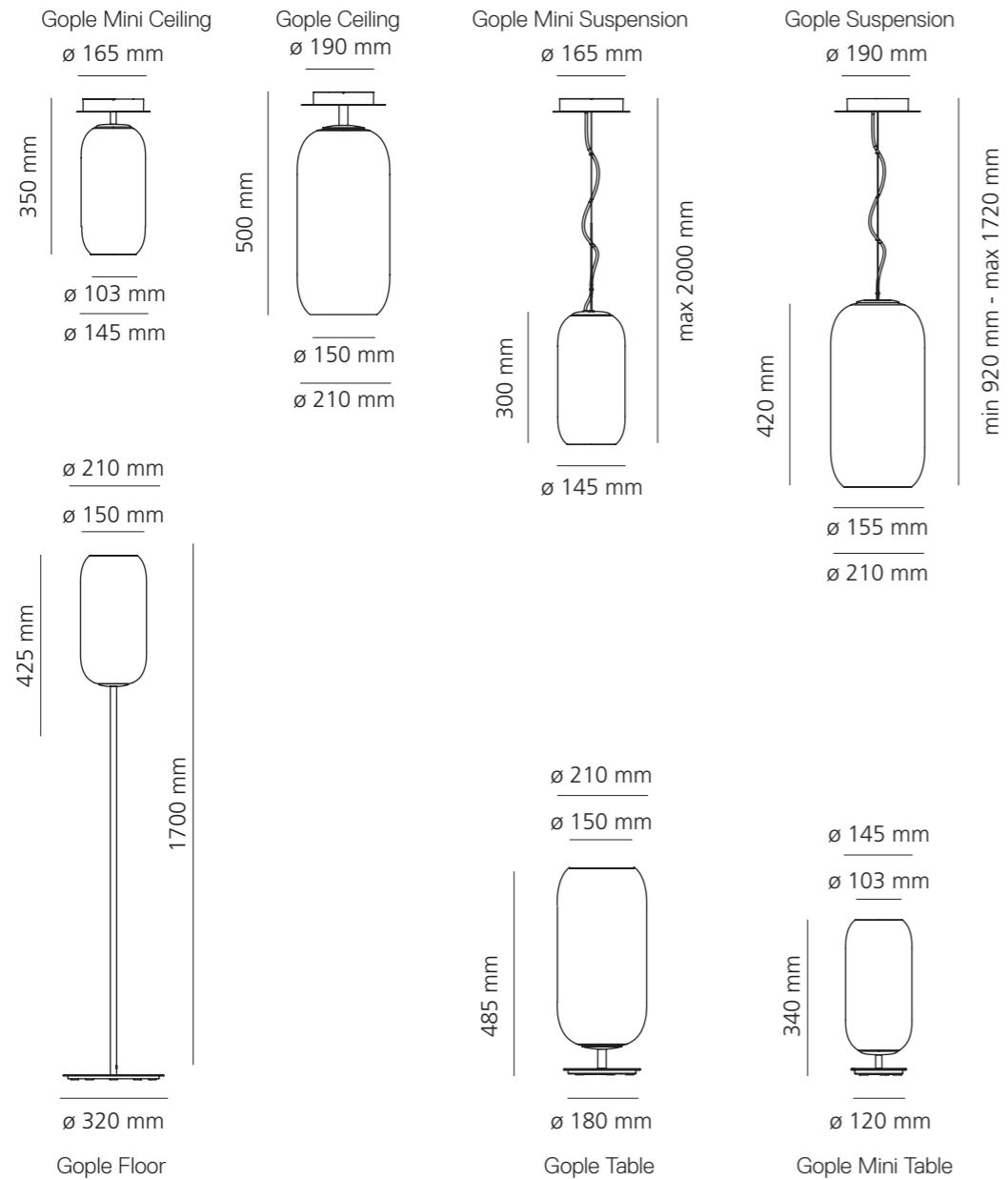
Total Power: 21W

Delivered Luminous Flux: 1170lm (CRI=90)

White 3000k Indirect Emission

Total Power: 11W

Delivered Luminous Flux: 600lm (LED) (CRI=90)



Gople Family

GOPLE RWB

DIRECT + INDIRECT EMISSION		APP	DMX - APP	DMX	DALI
W	Lm	Code	Code	Code	Code
32 W	1770+600	1407010APP	1407110APP	1407110A	1407010A

GOPLE SUSPENSION

WHITE DIFFUSER	SILVER STRUCTURE	WHITE STRUCTURE
W	Code	Code
20 W	1405020A	1405220A
SILVER DIFFUSER	SILVER STRUCTURE	
W	Code	
20 W	1405010A	
BLUE DIFFUSER	SILVER STRUCTURE	BLACK STRUCTURE
W	Code	Code
20 W	1405050A	1405350A
COPPER DIFFUSER	SILVER STRUCTURE	BLACK STRUCTURE
W	Code	Code
20 W	1405040A	1405340A
BRONZE DIFFUSER	SILVER STRUCTURE	BLACK STRUCTURE
W	Code	Code
20 W	1405060A	1405360A

GOPLE CEILING

WHITE DIFFUSER	SILVER STRUCTURE	WHITE STRUCTURE
W	Code	Code
20 W	1413020A	1413220A
SILVER DIFFUSER	SILVER STRUCTURE	
W	Code	
20 W	1413010A	
BLUE DIFFUSER	SILVER STRUCTURE	BLACK STRUCTURE
W	Code	Code
20 W	1413050A	1413350A
COPPER DIFFUSER	SILVER STRUCTURE	BLACK STRUCTURE
W	Code	Code
20 W	1413040A	1413340A
BRONZE DIFFUSER	SILVER STRUCTURE	BLACK STRUCTURE
W	Code	Code
20 W	1413060A	1413360A

GOPLE FLOOR

WHITE DIFFUSER	SILVER STRUCTURE	WHITE STRUCTURE
W	Code	Code
20 W	1410020A	1410220A
SILVER DIFFUSER	SILVER STRUCTURE	
W	Code	
20 W	1410010A	
BLUE DIFFUSER	SILVER STRUCTURE	BLACK STRUCTURE
W	Code	Code
20 W	1410050A	1410350A
COPPER DIFFUSER	SILVER STRUCTURE	BLACK STRUCTURE
W	Code	Code
20 W	1410040A	1410340A
BRONZE DIFFUSER	SILVER STRUCTURE	BLACK STRUCTURE
W	Code	Code
20 W	1410060A	1410360A

GOPLE TABLE

WHITE DIFFUSER	SILVER STRUCTURE	WHITE STRUCTURE
W	Code	Code
20 W	1408020A	1408220A
SILVER DIFFUSER	SILVER STRUCTURE	
W	Code	
20 W	1408010A	
BLUE DIFFUSER	SILVER STRUCTURE	BLACK STRUCTURE
W	Code	Code
20 W	1408050A	1408350A
COPPER DIFFUSER	SILVER STRUCTURE	BLACK STRUCTURE
W	Code	Code
20 W	1408040A	1408340A
BRONZE DIFFUSER	SILVER STRUCTURE	BLACK STRUCTURE
W	Code	Code
20 W	1408060A	1408360A

Gople Mini Family

GOPLE MINI SUSPENSION

WHITE DIFFUSER	SILVER STRUCTURE	WHITE STRUCTURE
W	Code	Code
20 W	1406020A	1406220A
SILVER DIFFUSER	SILVER STRUCTURE	
W	Code	
20 W	1406010A	
BLUE DIFFUSER	SILVER STRUCTURE	BLACK STRUCTURE
W	Code	Code
20 W	1406050A	1406350A
COPPER DIFFUSER	SILVER STRUCTURE	BLACK STRUCTURE
W	Code	Code
20 W	1406040A	1406340A
BRONZE DIFFUSER	SILVER STRUCTURE	BLACK STRUCTURE
W	Code	Code
20 W	1406060A	1406360A

GOPLE MINI CEILING

WHITE DIFFUSER	SILVER STRUCTURE	WHITE STRUCTURE
W	Code	Code
20 W	1414020A	1414220A
SILVER DIFFUSER	SILVER STRUCTURE	
W	Code	
20 W	1414010A	
BLUE DIFFUSER	SILVER STRUCTURE	BLACK STRUCTURE
W	Code	Code
20 W	1414050A	1414350A
COPPER DIFFUSER	SILVER STRUCTURE	BLACK STRUCTURE
W	Code	Code
20 W	1414040A	1414340A
BRONZE DIFFUSER	SILVER STRUCTURE	BLACK STRUCTURE
W	Code	Code
20 W	1414060A	1414360A

GOPLE MINI TABLE

WHITE DIFFUSER	SILVER STRUCTURE	WHITE STRUCTURE
W	Code	Code
20 W	1409020A	1409220A
SILVER DIFFUSER	SILVER STRUCTURE	
W	Code	
20 W	1409010A	
BLUE DIFFUSER	SILVER STRUCTURE	BLACK STRUCTURE
W	Code	Code
20 W	1409050A	1409350A
COPPER DIFFUSER	SILVER STRUCTURE	BLACK STRUCTURE
W	Code	Code
20 W	1409040A	1409340A
BRONZE DIFFUSER	SILVER STRUCTURE	BLACK STRUCTURE
W	Code	Code
20 W	1409060A	1409360A

Headquarters

Artemide S.p.A.

Via Bergamo, 18
20010 Pregnana Milanese (MI), Italy
Tel. +39 02 93518.1
Tel. +39 02 93526.1
Numero verde 800 834 093
(from Italy only)
info@artemide.com
artemide.com

Communication and Marketing Department

Via Canova, 34
20145 Milan (MI), Italy
Tel. +39 02.349611
marketing@artemide.com
artemide.com

Artemide S.p.A.

si riserva la facoltà di modificare, in qualunque momento e senza preavviso, le caratteristiche tecniche degli elementi illustrati nel presente catalogo.

Artemide S.p.A.

reserves the right to change, at any time and without prior warning, the technical specifications of any product illustrated in this catalogue.

Artemide S.p.A.

se réserve le droit de modifier, à n'importe quel moment et sans préavis, les caractéristiques techniques des éléments illustrés dans ce catalogue.

Artemide S.p.A.

behält sich das Recht vor jederzeit und ohne Ankündigung die technischen Daten der im Katalog abgebildeten Produkte zu ändern.

Artemide S.p.A.

se reserva la facultad de modificar, en cualquier y sin aviso previo, las características técnicas de los elementos ilustrados en el presente catálogo.

For information regarding distributors and points of sale, please visit our website artemide.com or email: info@artemide.com



ISO 9001:2015



ISO 14001:2015



ISO 45001:2018



CTF STAGE2
ISO 17025



Artemide®