
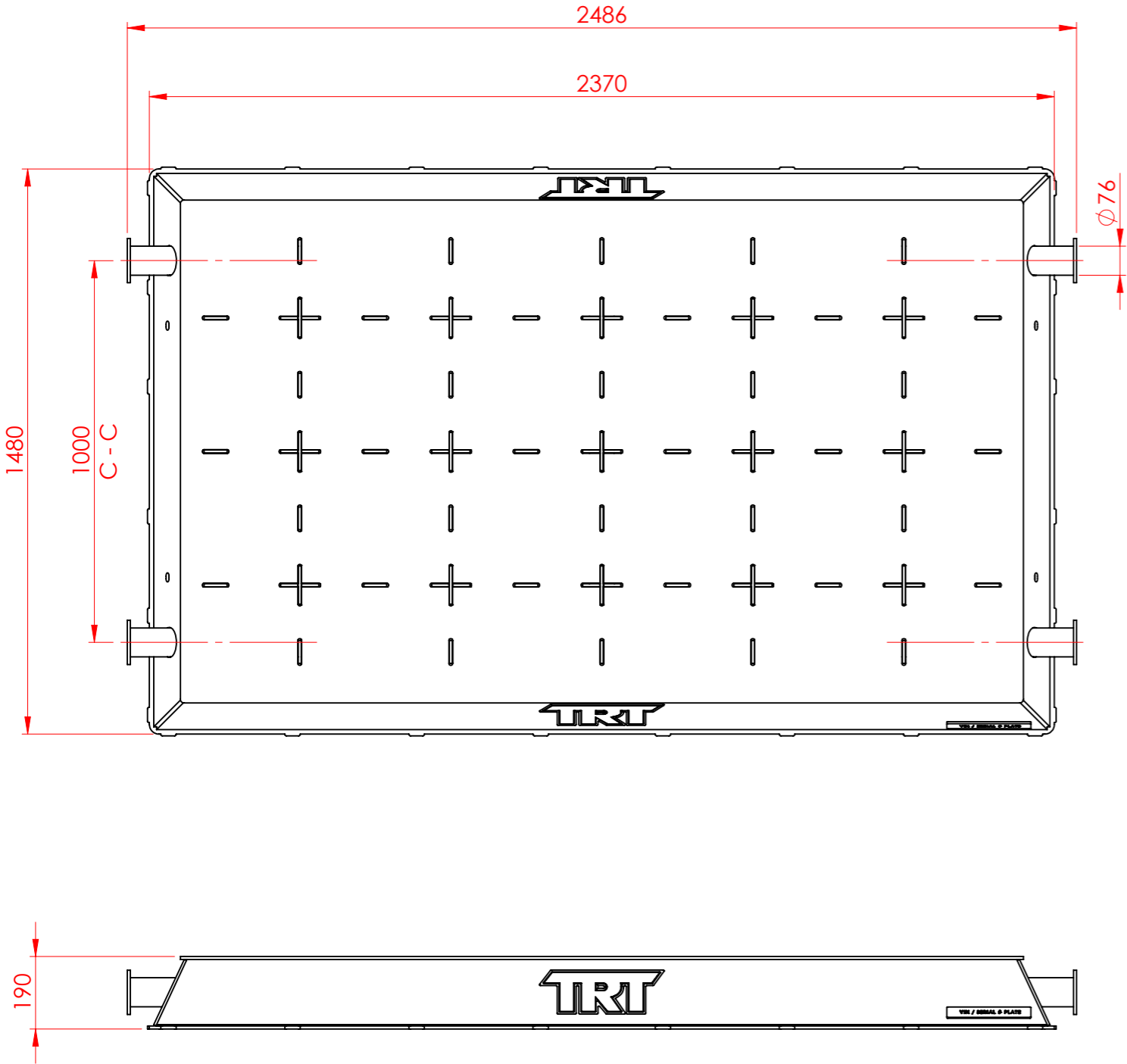


IF IN DOUBT PLEASE ASK



TRT Crane Pads evenly distribute outrigger crane loads. Quality engineering ensures all TRT Crane Pads adhere to the CICA industry standards.

PAD-035-T

PAD WEIGHT: 685kg

MINIMUM FOOT SIZE: Ø300mm

MAXIMUM SPAN: 1000mm

MAXIMUM LOAD: 150T

Ground Pressure Rating

WIDTH (mm)		1480
LENGTH (mm)		2370
CONTACT AREA (m^2)		3.5
GROUND PRESSURE	kg / m^2	kPa
25 TONNE	7127	70
50 TONNE	14255	140
100 TONNE	28510	280
150 TONNE	42764	419

UNLESS OTHERWISE STATED

GENERAL TOLERANCES

0.00 = ± 0.05  
0.0 = ± 0.2  
0 = ± 0.5  
0 = ± 0.5°

THIRD ANGLE PROJECTION

1.6

SURFACE FINISH (µm)

THIS DRAWING IS © COPYRIGHT AND IS THE PROPERTY OF TIDD ROSS TODD LTD.

IT IS FURNISHED TO YOU FOR CONFIDENTIAL INFORMATION PURPOSES ONLY AND IS NOT TO BE DISCLOSED TO ANYONE ELSE OR USED FOR MANUFACTURING PURPOSES WITHOUT THE EXPRESS WRITTEN PERMISSION OF TIDD ROSS TODD LTD.

WELDING: ALL INFORMATION SHALL COMPLY WITH NZ/AS 1554:2000 PT 1 CATEGORY SP UNLESS OTHERWISE STATED AND SHALL BE WELDED TO A QUALIFIED PROCEDURE, BY A WELDER QUALIFIED FOR THE APPROPRIATE POSITION AND SUPERVISED BY A WELDING SUPERVISOR

REV	DATE	COMMENT	NAME
E	10/03/23	UPDATED WELD TABS DT	DT
D	09/09/22	WEB END REVISED, LOGO UPDATED, CORNER RODS ADDED	MJ
C	30/04/21	UPDATED DP MODEL TO MATCH NEW POCKET STANDARD	JH
B	1/10/20	ADDED SHEET FOR PAD-035-D	JH

TIDD ROSS TODD LTD

48 Maui Street, Hamilton, New Zealand

Phone: +64 7 849 4839

Email: trt@trt.co.nz

Website: trt.co.nz

ISO9001:2015

DO NOT SCALE

DRAWINGS IN mm's

NAME

DATE

02/07/20

STATUS - M

REVISION E

CRANE PAD 2370 X 1480 ASSY

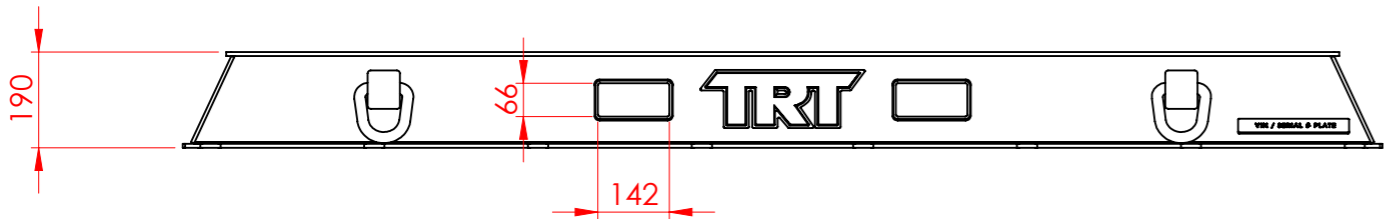
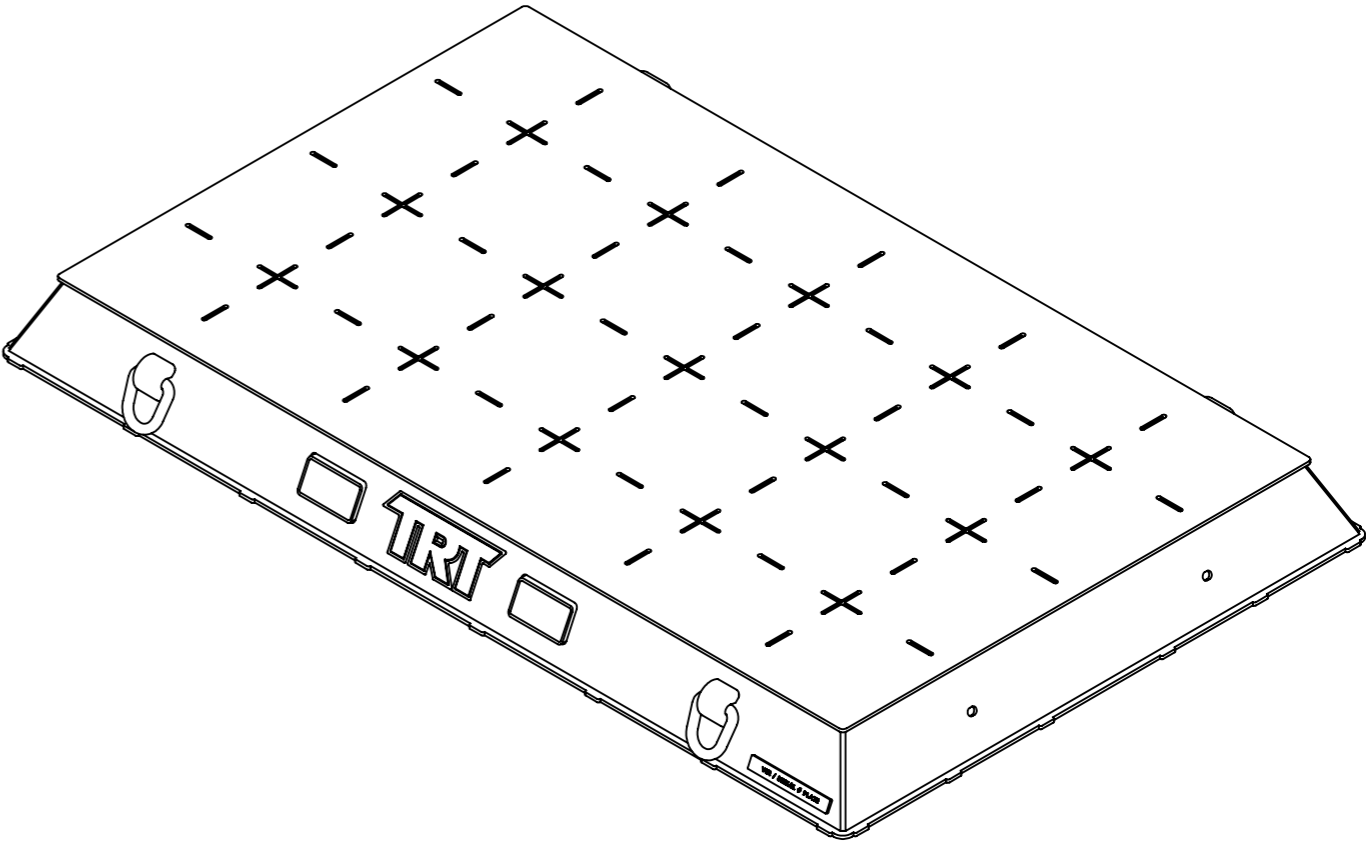
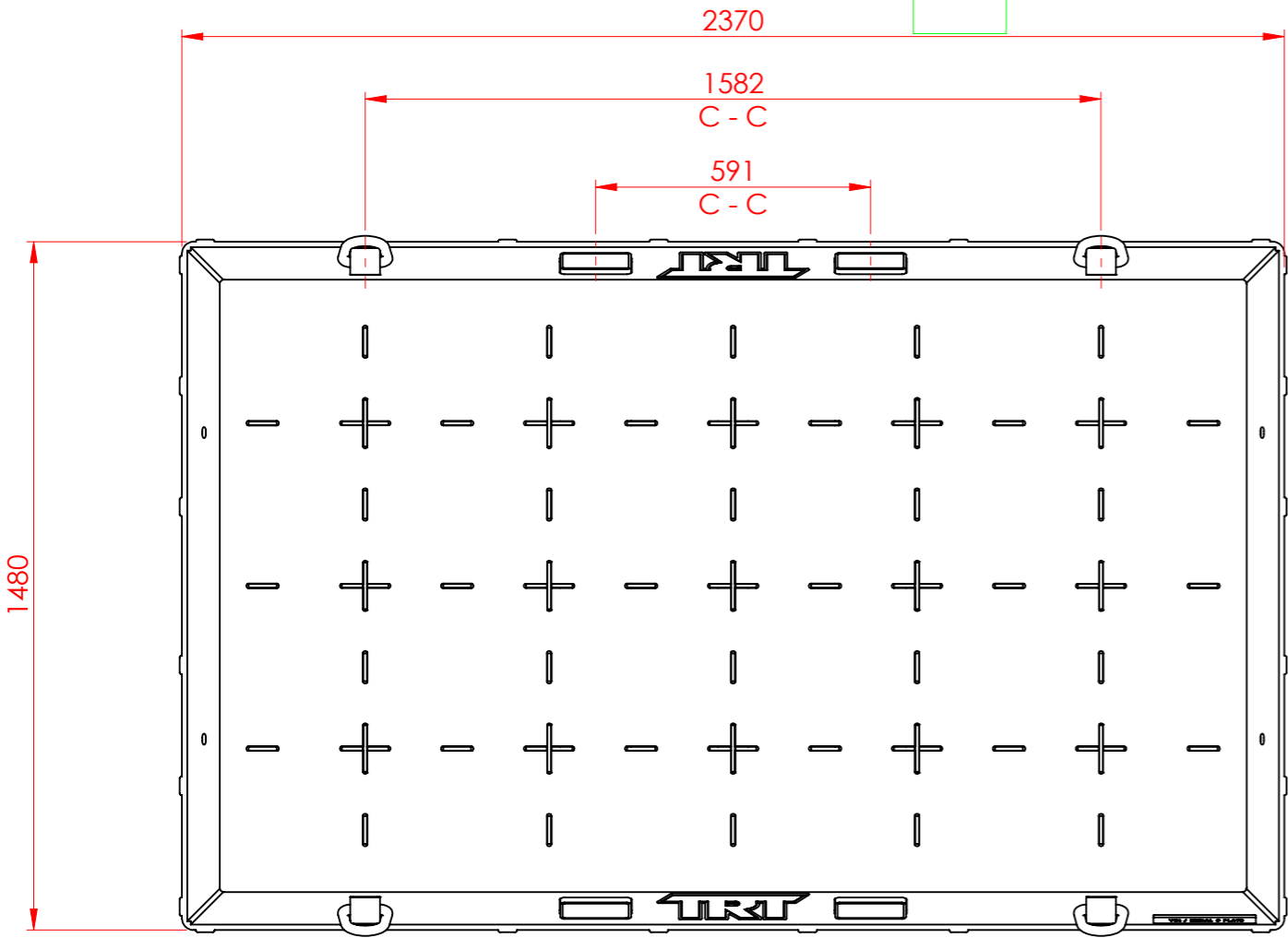
SHEET 3 OF 9

DWG NO. PAD-035

SCALE:1:15

P:\ICRN - CRANE\^CRANE PADS\PAD-035\PAD-035

IF IN DOUBT PLEASE ASK



TRT Crane Pads evenly distribute outrigger crane loads. Quality engineering ensures all TRT Crane Pads adhere to the CICA industry standards.

PAD-035-DP

PAD WEIGHT: 720kg

MINIMUM FOOT SIZE: Ø300mm

MAXIMUM SPAN: 1000mm

MAXIMUM LOAD: 150T

Ground Pressure Rating

WIDTH (mm)		1480
LENGTH (mm)		2370
CONTACT AREA (m^2)		3.5
GROUND PRESSURE	kg / m^2	kPa
25 TONNE	7127	70
50 TONNE	14255	140
100 TONNE	28510	280
150 TONNE	42764	419

UNLESS OTHERWISE STATED

GENERAL TOLERANCES

0.00 = ± 0.05  
0.0 = ± 0.2  
0 = ± 0.5  
ANGLES 0 = ± 0.5°

THIRD ANGLE PROJECTION

1.6

SURFACE FINISH (µm)

THIS DRAWING IS © COPYRIGHT AND IS THE PROPERTY OF TIDD ROSS TODD LTD. IT IS FURNISHED TO YOU FOR CONFIDENTIAL INFORMATION PURPOSES ONLY AND IS NOT TO BE DISCLOSED TO ANYONE ELSE OR USED FOR MANUFACTURING PURPOSES WITHOUT THE EXPRESS WRITTEN PERMISSION OF TIDD ROSS TODD LTD.

WELDING: ALL INFORMATION SHALL COMPLY WITH NZ/AS 1554:2000 PT 1 CATEGORY SP UNLESS OTHERWISE STATED AND SHALL BE WELDED TO A QUALIFIED PROCEDURE, BY A WELDER QUALIFIED FOR THE APPROPRIATE POSITION AND SUPERVISED BY A WELDING SUPERVISOR

REV	DATE	COMMENT	NAME
E	10/03/23	UPDATED WELD TABS DT	DT
D	09/09/22	WEB END REVISED, LOGO UPDATED, CORNER RODS ADDED	MJ
C	30/04/21	UPDATED DP MODEL TO MATCH NEW POCKET STANDARD	JH
B	1/10/20	ADDED SHEET FOR PAD-035-D	JH

TIDD ROSS TODD LTD

48 Maui Street, Hamilton, New Zealand

Phone: +64 7 849 4839

Email: trt@trt.co.nz

Website: trt.co.nz

ISO9001:2015

TIDD ROSS TODD LTD

48 Maui Street, Hamilton, New Zealand

Phone: +64 7 849 4839

Email: trt@trt.co.nz

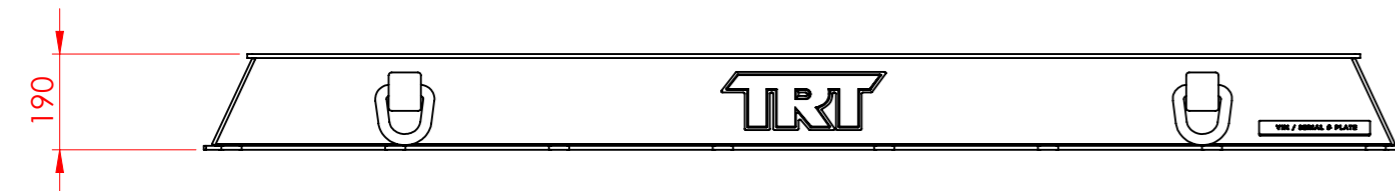
Website: trt.co.nz

ISO9001:2015

NAME	DATE	TITLE:
DRAWN	JH	02/07/20
CHK'D	-	-
APPV'D	-	-
DO NOT SCALE DRAWINGS IN mm's	STATUS - M	SHEET 6 OF 9

DWG NO.	REVISION
PAD-035	E

P:\CRN - CRANE\^CRANE PADS\PAD-035\PAD-035



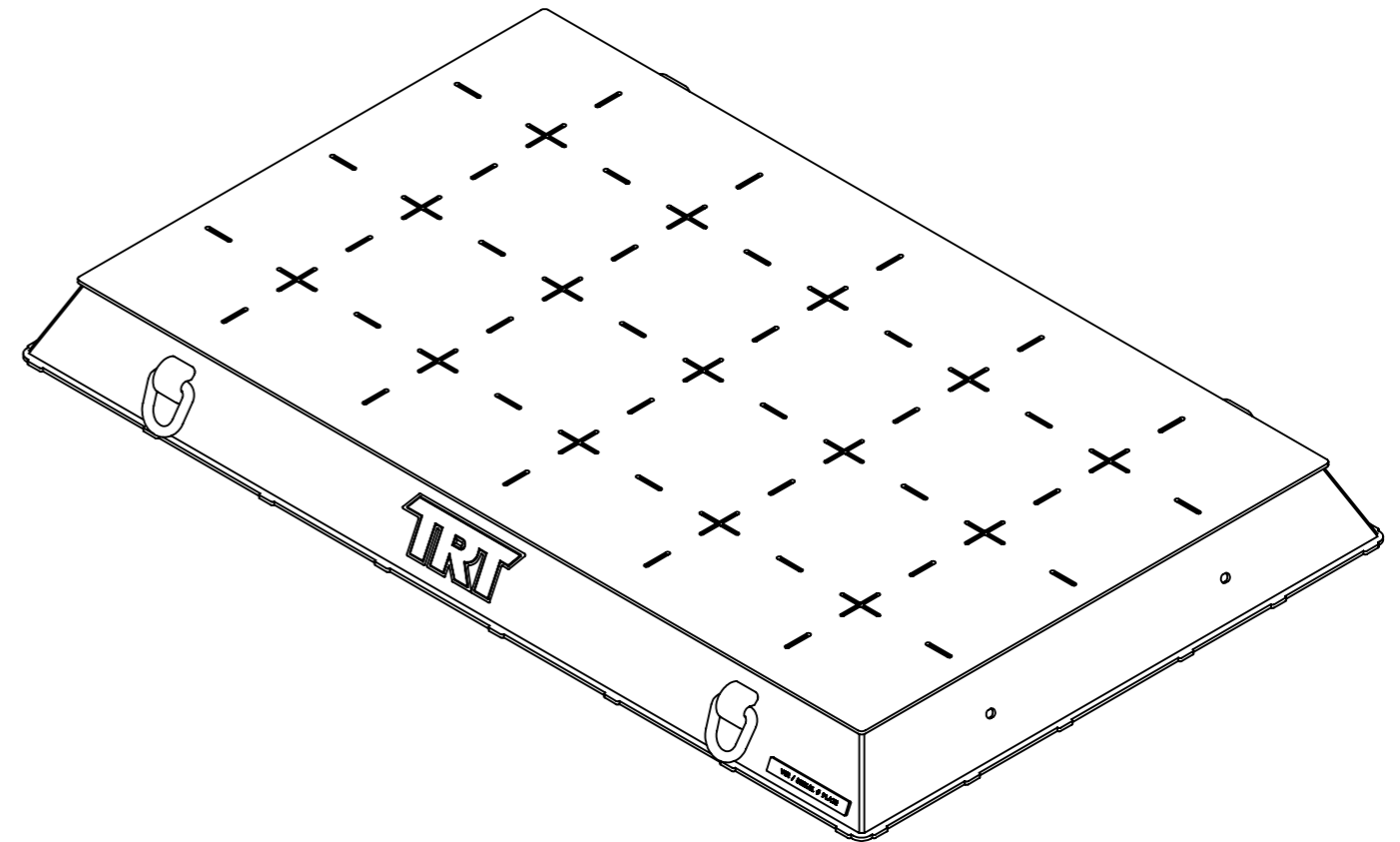
**PAD-035-D**

PAD WEIGHT: 680kg

MINIMUM FOOT SIZE: Ø300mm

MAXIMUM SPAN: 1000mm

MAXIMUM LOAD: 150T



## Ground Pressure Rating

WIDTH (mm)		1480
LENGTH (mm)		2370
CONTACT AREA (m^2)		3.5
GROUND PRESSURE	kg / m^2	kPa
25 TONNE	7127	70
50 TONNE	14255	140
100 TONNE	28510	280
150 TONNE	42764	419

UNLESS OTHERWISE STATED				WELDING: ALL INFORMATION SHALL COMPLY WITH NZ/AS 1554:2000 PT 1 CATEGORY SP UNLESS OTHERWISE STATED AND SHALL BE WELDED TO A QUALIFIED PROCEDURE, BY A WELDER QUALIFIED FOR THE APPROPRIATE POSITION AND SUPERVISED BY A WELDING SUPERVISOR				<div>TIDD ROSS TODD LTD 48 Maui Street, Hamilton, New Zealand Phone: +64 7 849 4839 Email: trt@trt.co.nz Website: trt.co.nz ISO9001:2015</div> <div>TRT</div>					
GENERAL TOLERANCES		0.00 = ± 0.05 0.0 = ± 0.2 0 = ± 0.5											
ANGLES		0 = ± 0.5°				SURFACE FINISH (µm)							
THIS DRAWING IS © COPYRIGHT AND IS THE PROPERTY OF TIDD ROSS TODD LTD. IT IS FURNISHED TO YOU FOR CONFIDENTIAL INFORMATION PURPOSES ONLY AND IS NOT TO BE DISCLOSED TO ANYONE ELSE OR USED FOR MANUFACTURING PURPOSES WITHOUT THE EXPRESS WRITTEN PERMISSION OF TIDD ROSS TODD LTD.													
E		10/03/23		UPDATED WELD TABS DT								DT	
D		09/09/22		WEB END REVISED, LOGO UPDATED, CORNER RODS ADDED								MJ	
C		30/04/21		UPDATED DP MODEL TO MATCH NEW POCKET STANDARD								JH	
B		1/10/20		ADDED SHEET FOR PAD-035-D								JH	
REV		DATE		COMMENT								NAME	
TITLE: CRANE PAD 2370 X 1480 ASSY													
DRAWN		JH		02/07/20		SHEET 9 OF 9		DWG NO.		REVISION			
CHK'D		-		-		SCALE:1:15		PAD-035		E			
APPV'D		-		-		STATUS - M		DO NOT SCALE DRAWINGS IN mm's					

FILE NAME	DESCRIPTION	REV	DATE	COMMENT
P:\CRN - CRANE\^CRANE PADS\PAD-035\PAD-035				