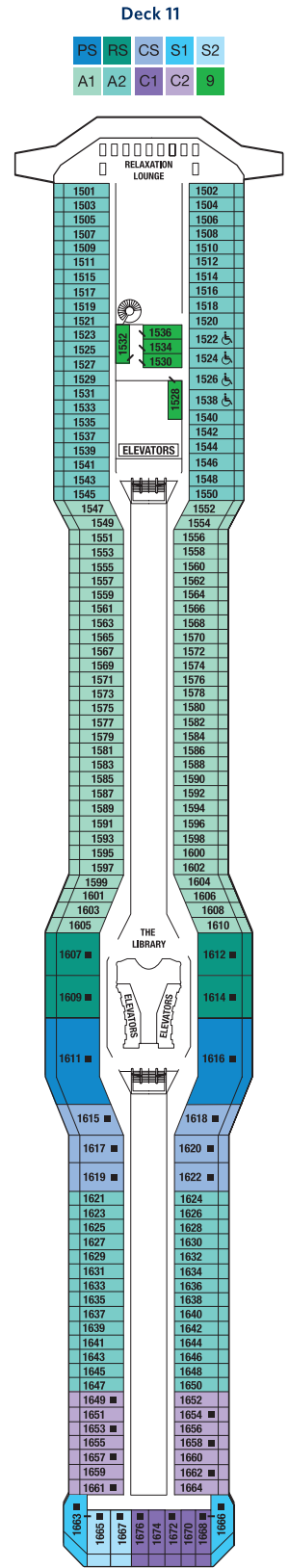
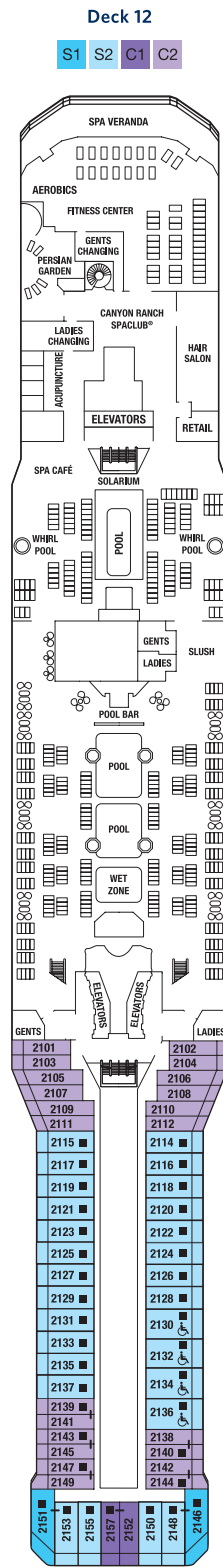
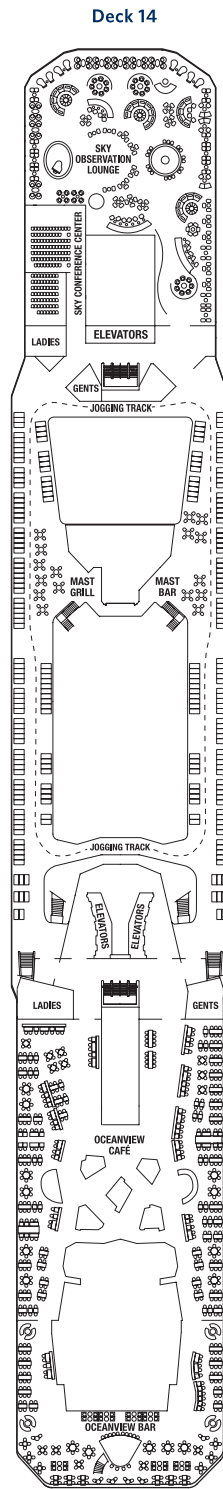
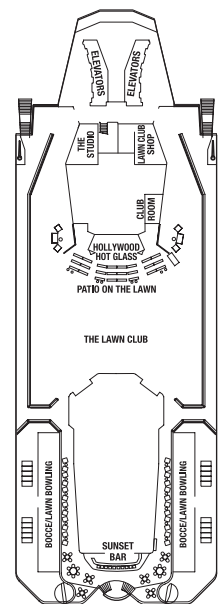
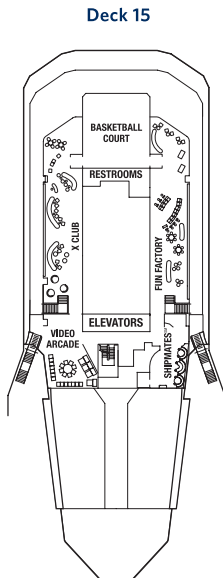
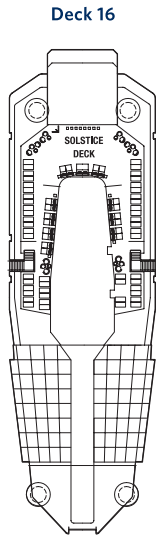


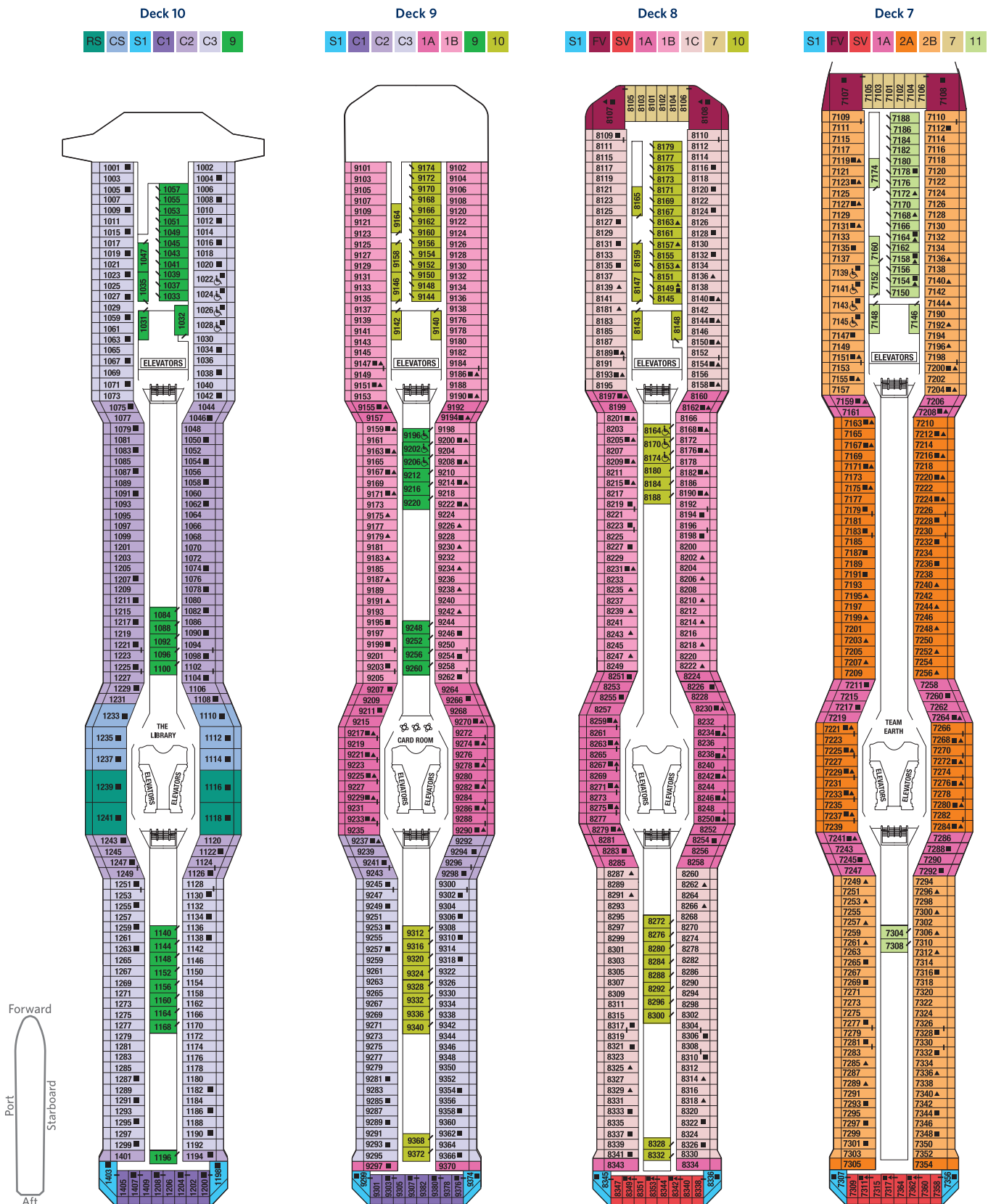
Staterooms with an upper bed and sofa bed accommodate a maximum of four guests.  
 Accessible staterooms with a sofa bed accommodate a maximum of three guests.  
 Accessible suites with a sofa bed accommodate a maximum of four guests.  
 Staterooms 1547, 1549, 1552, and 1554 have partially obstructed views.  
 Staterooms 2130, 2132, 2134, and 2136 have roll-in showers, no bathtubs.

Deck plans are not drawn to scale. Deck numbers reflect upper guest levels.  
 For an interactive deck plan experience and the most up-to-date deck plans, visit [celebritycruises.com](http://celebritycruises.com).



- |                           |                                    |                                 |                               |   |
|---------------------------|------------------------------------|---------------------------------|-------------------------------|---|
| <b>PS</b> Penthouse Suite | <b>C1</b> Concierge Class 1        | <b>1C</b> Veranda Stateroom 1C  | <b>9</b> Inside Stateroom 9   | <ul style="list-style-type: none"> <li>■ Convertible Sofa Bed</li> <li>▲ One Upper Berth</li> <li>— Connecting Staterooms</li> <li>— Inside Stateroom Door Location</li> <li>♻️ Wheelchair Accessible Stateroom Featuring Roll-In Shower</li> </ul> |
| <b>RS</b> Royal Suite     | <b>C2</b> Concierge Class 2        | <b>2A</b> Veranda Stateroom 2A  | <b>10</b> Inside Stateroom 10 |   |
| <b>CS</b> Celebrity Suite | <b>C3</b> Concierge Class 3        | <b>2B</b> Veranda Stateroom 2B  | <b>11</b> Inside Stateroom 11 |   |
| <b>S1</b> Sky Suite 1     | <b>FV</b> Family Veranda Stateroom | <b>2C</b> Veranda Stateroom 2C  | <b>12</b> Inside Stateroom 12 |   |
| <b>S2</b> Sky Suite 2     | <b>SV</b> Sunset Veranda Stateroom | <b>2D</b> Veranda Stateroom 2D  |                               |   |
| <b>A1</b> AquaClass® 1    | <b>1A</b> Veranda Stateroom 1A     | <b>7</b> Ocean View Stateroom 7 |                               |   |
| <b>A2</b> AquaClass 2     | <b>1B</b> Veranda Stateroom 1B     | <b>8</b> Ocean View Stateroom 8 |                               |   |

# CELEBRITY ECLIPSE® DECK PLANS



Staterooms with an upper bed and sofa bed accommodate a maximum of four guests.

Accessible staterooms with a sofa bed accommodate a maximum of three guests.

Staterooms 1001 and 1002 have partially obstructed veranda views.

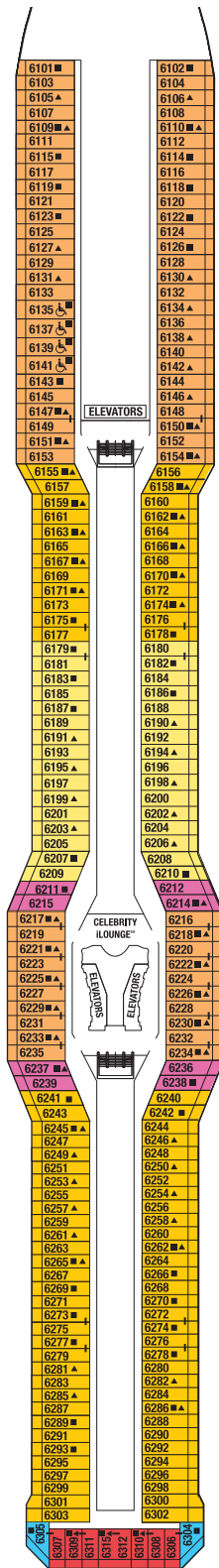
2C Veranda Staterooms have partially obstructed veranda views. 2D Veranda Staterooms have obstructed veranda views.

Deck plans are not drawn to scale. Deck numbers reflect upper guest levels.

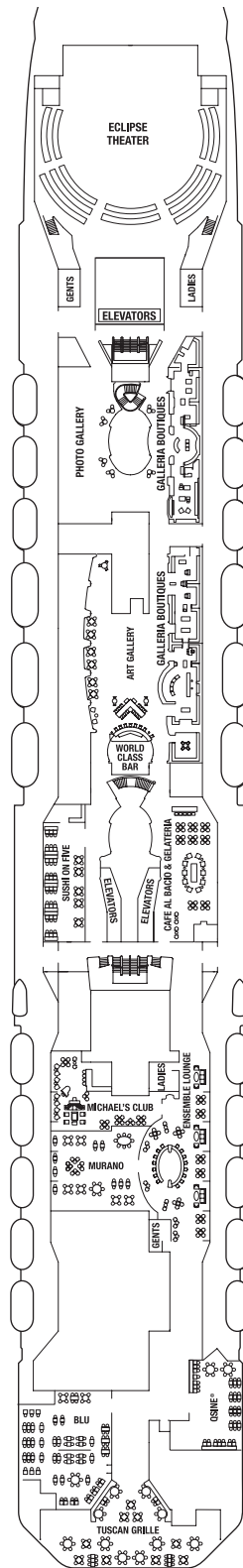
For an interactive deck plan experience and the most up-to-date deck plans, visit [celebritycruises.com](http://celebritycruises.com).

Deck 6

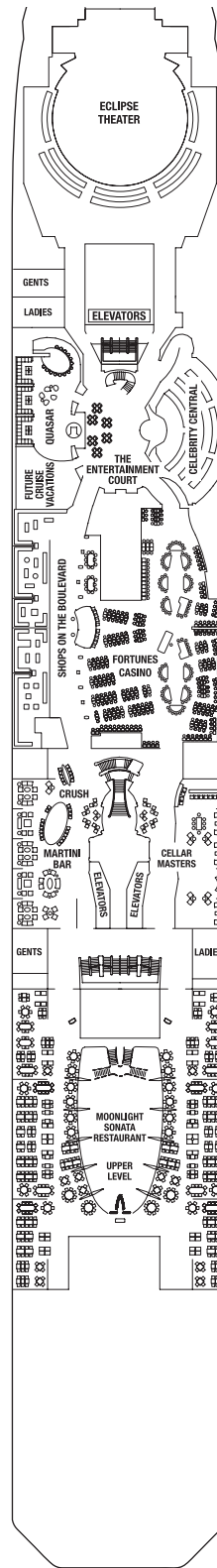
S1 SV 1A 2B 2C 2D



Deck 5

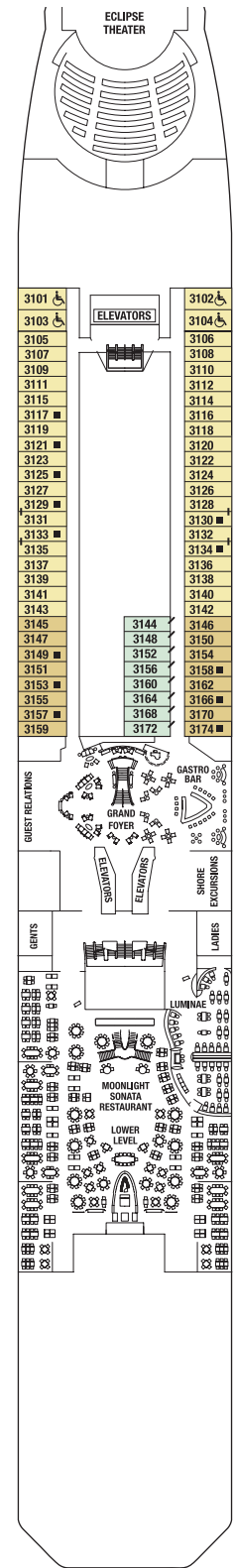


Deck 4



Deck 3

7 8 12



PS Penthouse Suite  
RS Royal Suite  
CS Celebrity Suite  
S1 Sky Suite 1  
S2 Sky Suite 2  
A1 AquaClass® 1  
A2 AquaClass 2

C1 Concierge Class 1  
C2 Concierge Class 2  
C3 Concierge Class 3  
FV Family Veranda Stateroom  
SV Sunset Veranda Stateroom  
1A Veranda Stateroom 1A  
1B Veranda Stateroom 1B

1C Veranda Stateroom 1C  
2A Veranda Stateroom 2A  
2B Veranda Stateroom 2B  
2C Veranda Stateroom 2C  
2D Veranda Stateroom 2D  
7 Ocean View Stateroom 7  
8 Ocean View Stateroom 8

9 Inside Stateroom 9  
10 Inside Stateroom 10  
11 Inside Stateroom 11  
12 Inside Stateroom 12

■ Convertible Sofa Bed  
▲ One Upper Berth  
| Connecting Staterooms  
/ Inside Stateroom Door Location  
♿ Wheelchair Accessible Stateroom  
Featuring Roll-In Shower