


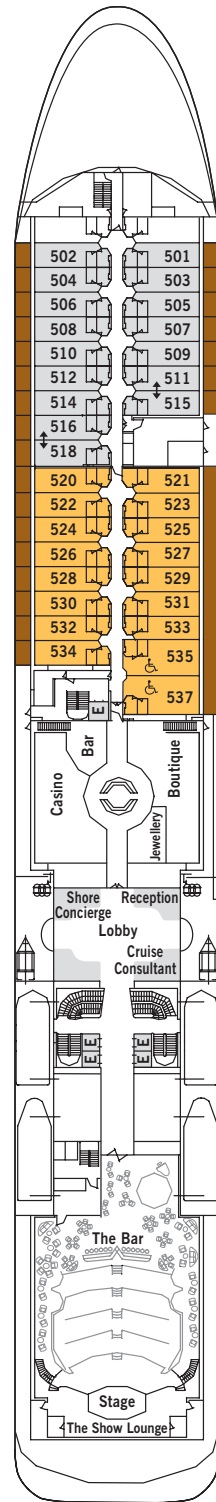
SILVER SHADOW – Deck Plans

Effective from December 8, 2018



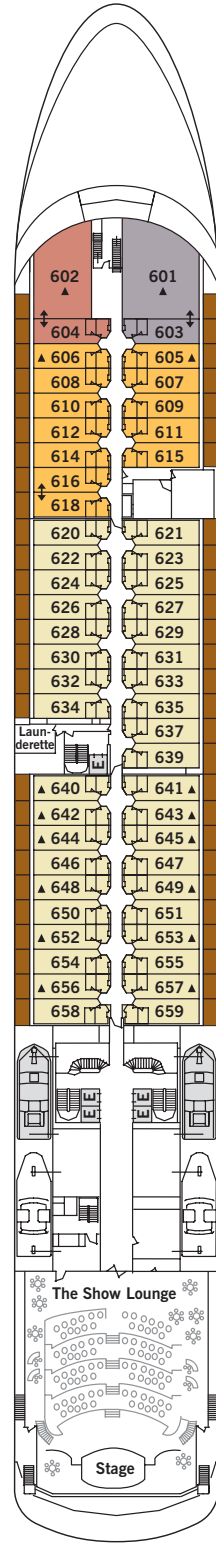
DECK 4

The Restaurant



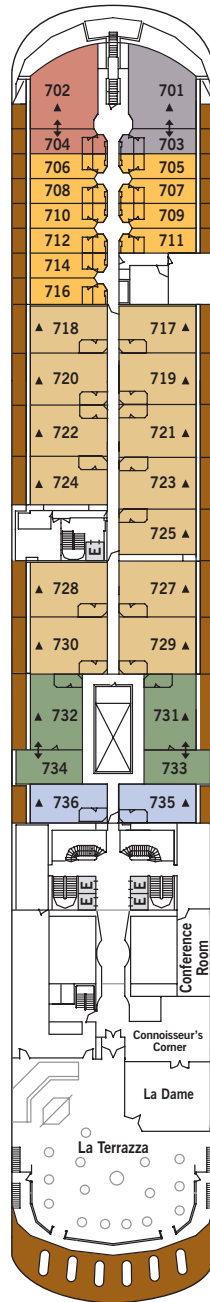
DECK 5

Casino
The Bar
Boutique
Reception/Guest Relations
Shore Concierge
The Show Lounge




DECK 6

The Show Lounge



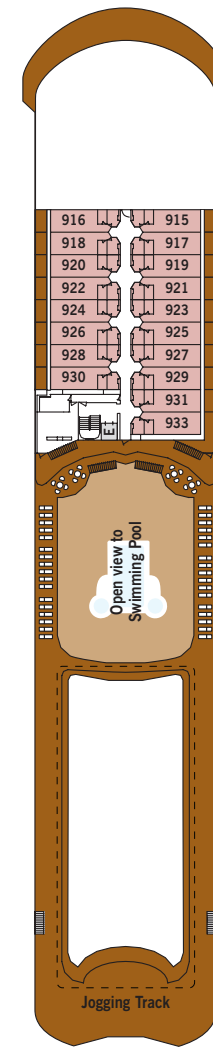
DECK 7

La Terrazza
La Dame
The Connoisseur's Corner
Conference/Card Room



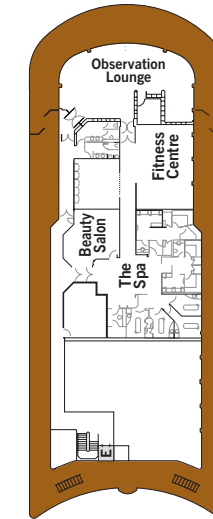
DECK 8

Pool
Pool Bar
The Pool Grill
Library
Internet Café
The Panorama Lounge



DECK 9

Jogging Track



DECK 10

Fitness Centre
The Spa at Silversea
Beauty Salon
Observation Lounge

SUITE CATEGORIES

- Owner's Suite
- Grand Suite
- Royal Suite
- Silver Suite
- Medallion Suite
- Veranda 4.
- Veranda 3.
- Veranda 2.
- Veranda 1.
- Vista Suite

SPECIFICATIONS

- Crew 302
- Officers European
- Guests 382
- Tonnage 28,258
- Length 610 Feet/186 Metres
- Width 81.8 Feet/24.9 Metres
- Speed 18.5 Knots
- Passenger Decks. 7
- 3rd Guest Capacity ▲
- Connecting Suites ⇕
416/418, 511/515, 516/518, 616/618,
731/733, 732/734
- Handicap Suites ♿
535,537
- Built. 2000
- Registry. Bahamas

Suite diagrams shown are for illustration purposes only and may vary from actual square footage. Please refer to suite specifications for square footage.